

# TEST REPORT

Applicant Name: Shenzhen Harvilon Technology Co.,Ltd  
Address: 2nd Floor, Building 2, No. 137 Bulan Road, Saitu Technology Park, Longgang district, Shenzhen, China  
Report Number: 2501P42038E-RF-00B  
FCC ID: ZZJ-MF511

**Test Standard (s)**  
FCC PART 15.407

## Sample Description

Product Type: 5G Portable Wi-Fi  
Model No.: MF511  
Multiple Model(s) No.: MF510, JTN5G  
Trade Mark: Harvilon  
Date Received: 2025-03-24  
Issue Date: 2025-06-25

Test Result:	Pass▲
--------------	-------

▲ In the configuration tested, the EUT complied with the standards above.

**Prepared and Checked By:**

*Jim Cheng*

Jim Cheng  
RF Engineer

**Approved By:**

*Nancy Wang*

Nancy Wang  
RF Supervisor

Note: The information marked # is provided by the applicant, the laboratory is not responsible for its authenticity and this information can affect the validity of the result in the test report. Customer model name, addresses, names, trademarks etc. are included.

This report cannot be reproduced except in full, without prior written approval of the Company. Unless otherwise stated the results shown in this test report refer only to the sample(s) tested. This report is valid only with a valid digital signature. The digital signature may be available only under the Adobe software above version 7.0.

This report must not be used by the customer to claim product certification, approval, or endorsement by NVLAP or any agency of the U.S. Government.

This report may contain data that are not covered by the NVLAP accreditation and are marked with an asterisk "▼".

## Bay Area Compliance Laboratories Corp. (Shenzhen)

5F(B-West), 6F, 7F, the 3rd Phase of Wan Li Industrial Building D, Shihua Rd, FuTian Free Trade Zone, Shenzhen, China

Tel: +86-755-33320018 Fax: +86-755-33320008 www.baclcorp.com.cn

## **TABLE OF CONTENTS**

<b>DOCUMENT REVISION HISTORY .....</b>	<b>3</b>
<b>GENERAL INFORMATION.....</b>	<b>4</b>
PRODUCT DESCRIPTION FOR EQUIPMENT UNDER TEST (EUT) .....	4
OBJECTIVE .....	4
TEST METHODOLOGY .....	4
MEASUREMENT UNCERTAINTY.....	5
TEST FACILITY .....	5
<b>SYSTEM TEST CONFIGURATION.....</b>	<b>6</b>
<b>SUMMARY OF TEST RESULTS .....</b>	<b>10</b>
<b>TEST EQUIPMENT LIST .....</b>	<b>11</b>
<b>REQUIREMENTS AND TEST PROCEDURES .....</b>	<b>13</b>
CONDUCTED EMISSIONS .....	13
UNDESIRABLE EMISSION.....	15
26 dB & 6dB EMISSION BANDWIDTH .....	19
CONDUCTED TRANSMITTER OUTPUT POWER.....	21
POWER SPECTRAL DENSITY .....	22
DUTY CYCLE .....	23
<b>ANTENNA REQUIREMENT .....</b>	<b>24</b>
<b>TEST DATA AND RESULTS.....</b>	<b>25</b>
CONDUCTED EMISSIONS .....	25
UNDESIRABLE EMISSION.....	28
RF CONDUCTED DATA .....	196
EMISSION BANDWIDTH .....	196
99% OCCUPIED BANDWIDTH .....	209
MAXIMUM CONDUCTED OUTPUT POWER .....	222
POWER SPECTRAL DENSITY .....	227
DUTY CYCLE .....	242
<b>RF EXPOSURE EVALUATION .....</b>	<b>245</b>
<b>EUT PHOTOGRAPHS.....</b>	<b>246</b>
<b>TEST SETUP PHOTOGRAPHS .....</b>	<b>247</b>

DOCUMENT REVISION HISTORY

Revision Number	Report Number	Description of Revision	Date of Revision
0	2501P42038E-RF-00B	Original Report	2025-06-25

## GENERAL INFORMATION

### Product Description for Equipment under Test (EUT)

<b>Product</b>	5G Portable Wi-Fi
<b>Tested Model</b>	MF511
<b>Multiple Model(s)</b>	MF510, JTN5G
<b>Frequency Range</b>	5150-5250MHz; 5725-5850MHz
<b>Mode</b>	802.11a/n20/n40/ac20/ac40/ac80/ax20/ax40/ax80
<b>Maximum Conducted Average Output Power</b>	5150-5250MHz: 13.62dBm; 5725-5850MHz: 9.31dBm
<b>Modulation Technique</b>	OFDM, OFDMA
<b>Antenna Specification<sup>#</sup></b>	5150-5250MHz: ANT 0: 1.87dBi; ANT 1: 1.94dBi 5725-5850MHz: ANT 0: 2.02dBi; ANT 1: 1.35dBi (provided by the applicant)
<b>Voltage Range</b>	DC 3.85V from battery or DC 5V from Type-C Port
<b>Sample serial number</b>	306X-2 for Conducted and Radiated Emissions Test 306X-1 for RF Conducted Test (Assigned by BACL, Shenzhen)
<b>Sample/EUT Status</b>	Good condition
<b>Adapter Information</b>	N/A
Note: The Multiple models are electrically identical with the test model except for model name and shell, The difference between MF510 and JTN5G is the model name and sales channel. Please refer to the declaration letter <sup>#</sup> for more detail, which was provided by manufacturer. Only the worst case (Model MF511) was recorded in the report.	

### Objective

This test report is in accordance with Part 2-Subpart J, Part 15-Subparts A and E of the Federal Communication Commissions rules.

The tests were performed in order to determine compliance with FCC Part 15, Subpart E, section 15.203, 15.205, 15.207, 15.209 and 15.407 rules.

### Test Methodology

All measurements contained in this report were conducted with ANSI C63.10-2020, American National Standard of Procedures for Compliance Testing of Unlicensed Wireless Devices.

And KDB789033 D02 General U-NII Test Procedures New Rules v02r01.

All emissions measurement was performed at Bay Area Compliance Laboratories Corp. (Shenzhen). The radiated testing was performed at an antenna-to-EUT distance of 3 meters.

Each test item follows test standards and with no deviation.

## Measurement Uncertainty

Parameter		Uncertainty
Occupied Channel Bandwidth		109.2kHz(k=2, 95% level of confidence)
RF Frequency		56.6Hz(k=2, 95% level of confidence)
RF output power, conducted		0.86dB(k=2, 95% level of confidence)
Unwanted Emission, conducted		1.60dB(k=2, 95% level of confidence)
Power Spectral Density		0.90dB(k=2, 95% level of confidence)
AC Power Lines Conducted Emissions	9kHz-150kHz	3.63dB(k=2, 95% level of confidence)
	150kHz-30MHz	3.66dB(k=2, 95% level of confidence)
Radiated Emissions	9kHz - 30MHz	3.60dB(k=2, 95% level of confidence)
	30MHz~200MHz (Horizontal)	5.32dB(k=2, 95% level of confidence)
	30MHz~200MHz (Vertical)	5.43dB(k=2, 95% level of confidence)
	200MHz~1000MHz (Horizontal)	5.77dB(k=2, 95% level of confidence)
	200MHz~1000MHz (Vertical)	5.73dB(k=2, 95% level of confidence)
	1GHz - 6GHz	5.34dB(k=2, 95% level of confidence)
	6GHz - 18GHz	5.40dB(k=2, 95% level of confidence)
	18GHz - 40GHz	5.64dB(k=2, 95% level of confidence)
Temperature		±1°C
Humidity		±1%
Supply voltages		±0.4%

*Note: The extended uncertainty given in this report is obtained by combining the standard uncertainty times the coverage factor K with the 95% confidence interval. Otherwise required by the applicant or Product Regulations, Decision Rule in this report did not consider the uncertainty.*

## Test Facility

The Test site used by Bay Area Compliance Laboratories Corp. (Shenzhen) to collect test data is located on the 5F(B-West) , 6F, 7F, the 3rd Phase of Wan Li Industrial Building D, Shihua Rd, FuTian Free Trade Zone, Shenzhen, China.

The lab has been recognized as the FCC accredited lab under the KDB 974614 D01 and is listed in the FCC Public Access Link (PAL) database, FCC Registration No. : 715558, the FCC Designation No. : CN5045.

## SYSTEM TEST CONFIGURATION

### Description of Test Configuration

The system was configured for testing in an engineering mode, which was provided by manufacturer.

For 5150-5250MHz Band, 7 channels are provided to testing:

Channel	Frequency (MHz)	Channel	Frequency (MHz)
36	5180	44	5220
38	5190	46	5230
40	5200	48	5240
42	5210	/	/

For 802.11a/ac20/ax20 mode: channel 36, 40, 48 were tested;

For 802.11ac40/ax40 mode: channel 38, 46 were tested;

For 802.11ac80/ax80 mode, channel 42 was tested.

For 5725-5850MHz Band, 8 channels are provided to testing:

Channel	Frequency (MHz)	Channel	Frequency (MHz)
149	5745	157	5785
151	5755	159	5795
153	5765	161	5805
155	5775	165	5825

For 802.11a/ac20/ax20 mode: channel 149, 157, 165 were tested;

For 802.11ac40/ax40 mode: channel 151, 159 were tested;

For 802.11ac80/ax80 mode, channel 155 was tested.

**EUT Exercise Software**

Exercise Software <sup>#</sup>	Engineering mode			
5150-5250 MHz Band				
Mode	Test Channels	Data rate	Power Level <sup>#</sup>	
			ANT0	ANT1
802.11a	Low	6Mbps	18	18
	Middle	6Mbps	18	18
	High	6Mbps	18	18
802.11ac-VHT20	Low	MCS0	17	17
	Middle	MCS0	17	17
	High	MCS0	17	17
802.11ac-VHT40	Low	MCS0	17	17
	High	MCS0	17	17
802.11ac-VHT80	Middle	MCS0	18	17.5
802.11ax-HE20	Low	MCS0	17	17
	Middle	MCS0	17	17
	High	MCS0	17	17
802.11ax-HE40	Low	MCS0	17	17
	High	MCS0	17	17
802.11ax-HE80	Middle	MCS0	18	18
5725-5850 MHz Band				
Mode	Test Channels	Data rate	Power Level <sup>#</sup>	
			ANT0	ANT1
802.11a	Low	6Mbps	17	18.5
	Middle	6Mbps	17	18.5
	High	6Mbps	17	18.5
802.11ac-VHT20	Low	MCS0	15.5	16.5
	Middle	MCS0	15.5	16.5
	High	MCS0	15.5	16.5
802.11ac-VHT40	Low	MCS0	16	17.5
	High	MCS0	16	17.5
802.11ac-VHT80	Middle	MCS0	16.5	18.5
802.11ax-HE20	Low	MCS0	15.5	16.5
	Middle	MCS0	15.5	16.5
	High	MCS0	15.5	16.5
802.11ax-HE40	Low	MCS0	16	17.5
	High	MCS0	16	17.5
802.11ax-HE80	Middle	MCS0	16.5	18.5
Note: 1. The worst-case data rates are determined to be as follows for each mode based upon investigation by measuring the average power and PSD across all data rates bandwidths, and modulations. 2. The device supports SISO and MIMO 2T2R in all modes, per pretest, 2T2R mode was the worst mode and reported. 3. The n20/n40 mode was reduced test as identical parameter with ac20/ac40 mode. 4. For 802.11 ax modes, the device not support partial RU mode.				

**Special Accessories**

No special accessory.

**Equipment Modifications**

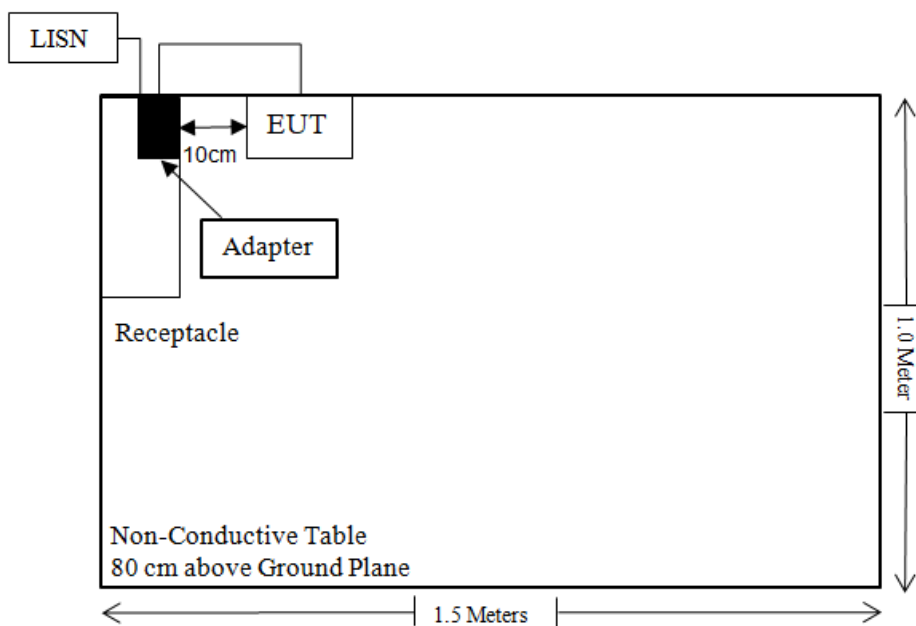
No modification was made to the EUT tested.

**Support Equipment List and Details**

Manufacturer	Description	Model	Serial Number
Unknown	Receptacle	Unknown	Unknown
Infinix	Adapter	U100XSA	Unknown

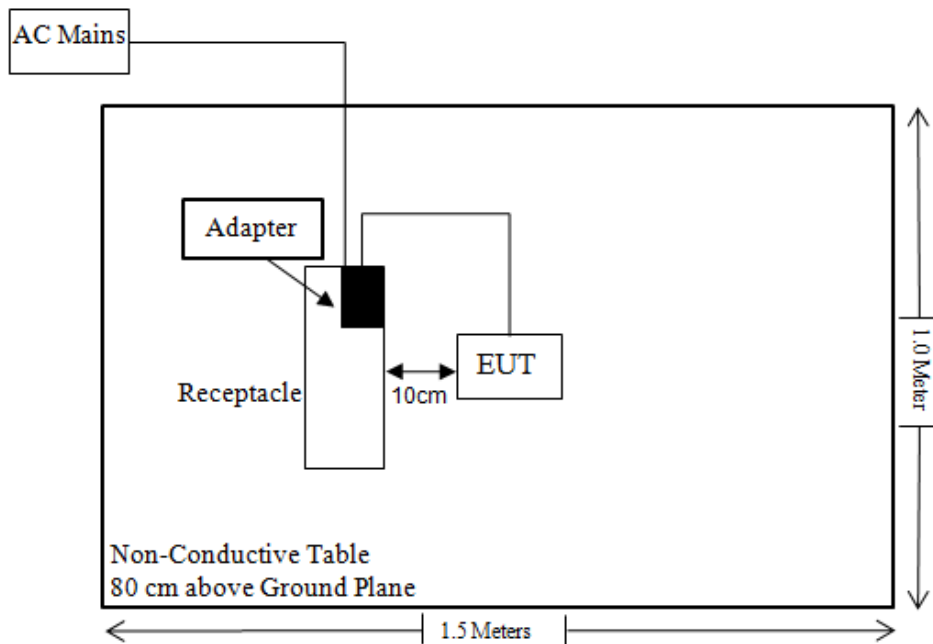
**External I/O Cable**

Cable Description	Length (m)	From Port	To
Un-shielding Detachable USB Cable	0.8	EUT	Adapter
Un-Shielded Un-detachable AC Cable	1.2	Receptacle	LISN/AC Mains

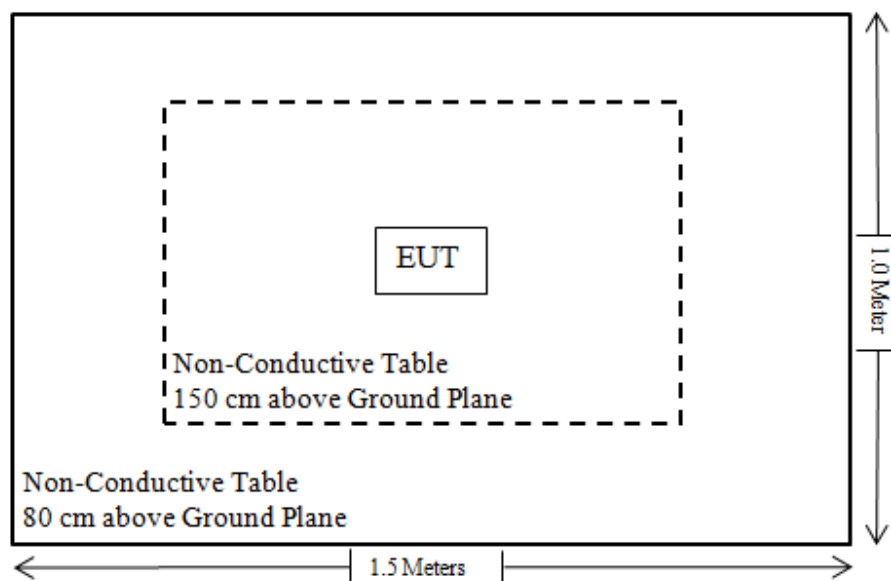
**Block Diagram of Test Setup**



For Radiated Emissions below 1GHz:



For Radiated Emissions above 1GHz:



**SUMMARY OF TEST RESULTS**

FCC Rules	Description of Test	Result
§1.1307 & §2.1093	RF Exposure	Compliant
§15.203	Antenna Requirement	Compliant
§15.207(a)	AC Line Conducted Emissions	Compliant
§ 15.205& §15.209 &§15.407(b)	Undesirable Emission& Restricted Bands	Compliant
§15.407(a)(e)	26 dB Emission Bandwidth & 6dB Bandwidth	Compliant
§15.407 (a)	Conducted Transmitter Output Power	Compliant
§15.407 (a)	Power Spectral Density	Compliant
§15.407 (h)	Transmit Power Control (TPC)	Not Applicable
§15.407 (h)	Dynamic Frequency Selection (DFS)	Not Applicable
C63.10 §11.6	Duty Cycle	/

Not Applicable: The EUT is support 5150-5250MHz/5725-5850MHz only.

**TEST EQUIPMENT LIST**

Manufacturer	Description	Model	Serial Number	Calibration Date	Calibration Due Date
<b>Conducted Emission Test</b>					
Rohde & Schwarz	EMI Test Receiver	ESCI	101120	2024/12/04	2025/12/03
Rohde & Schwarz	Transient Limiter	ESH3Z2	DE25985	2025/04/29	2026/04/28
Rohde & Schwarz	LISN	ENV216	101613	2024/12/04	2025/12/03
Unknown	CE Cable	Unknown	UF A210B-1-0720-504504	2025/04/29	2026/04/28
Audix	EMI Test software	E3	191218(V9)	NCR	NCR
<b>Radiated Emission Test _ Below 1GHz</b>					
Rohde & Schwarz	EMI Test Receiver	ESR3	102455	2024/12/04	2025/12/03
Sonoma instrument	Pre-amplifier	310N	186238	2025/04/29	2026/04/28
Sunol Sciences	Broadband Antenna	JB1	A040904-1	2023/07/20	2026/07/19
Unknown	Cable	Chamber Cable 1	F-03-EM236	2025/04/29	2026/04/28
Unknown	Cable	XH500C	J-10M-A	2025/04/29	2026/04/28
BACL	Active Loop Antenna	1313-1A	4031911	2024/05/14	2027/05/13
Unknown	Cable	2Y194	0735	2024/12/04	2025/12/03
Unknown	Cable	PNG214	1354	2024/12/04	2025/12/03
Audix	EMI Test software	E3	19821b(V9)	NCR	NCR
<b>Radiated Emission Test _ Above 1GHz</b>					
Rohde&Schwarz	Spectrum Analyzer	FSV40	101605	2025/03/26	2026/03/25
A.H.System	Preamplifier	PAM-0118P	489	2024/11/15	2025/11/14
Schwarzbeck	Horn Antenna	BBHA9120D (1201)	1143	2023/07/26	2026/07/25
Unknown	RF Cable	KMSE	0735	2024/12/06	2025/12/05
Unknown	RF Cable	UFA147	219661	2024/12/06	2025/12/05
Unknown	RF Cable	XH750A-N	J-10M	2024/12/06	2025/12/05
JD	Filter Switch Unit	DT7220FSU	DS79906	2024/09/09	2025/09/08
JD	Multiplex Switch Test Control Set	DT7220SCU	DS79903	2024/09/09	2025/09/08
A.H.System	Pre-amplifier	PAM-1840VH	190	2024/06/18	2025/06/17
Electro-Mechanics Co	Horn Antenna	3116	9510-2270	2023/09/18	2026/09/17
UTIFLEX	RF Cable	NO. 13	232308-001	2024/12/18	2025/12/17
Audix	EMI Test software	E3	191218(V9)	NCR	NCR

Manufacturer	Description	Model	Serial Number	Calibration Date	Calibration Due Date
RF Conducted Test					
ANRITSU	Microwave peak power sensor	MA24418A	12622	2024/05/21	2025/05/20
Rohde&Schwarz	Spectrum Analyzer	FSV40-N	102259	2024/12/04	2025/12/03
Unknown	10dB Attenuator	Unknown	F-03-EM014	2024/06/27	2025/06/26

\* **Statement of Traceability:** Bay Area Compliance Laboratories Corp. (Shenzhen) attests that all calibrations have been performed in accordance to requirements that traceable to National Primary Standards and International System of Units (SI).

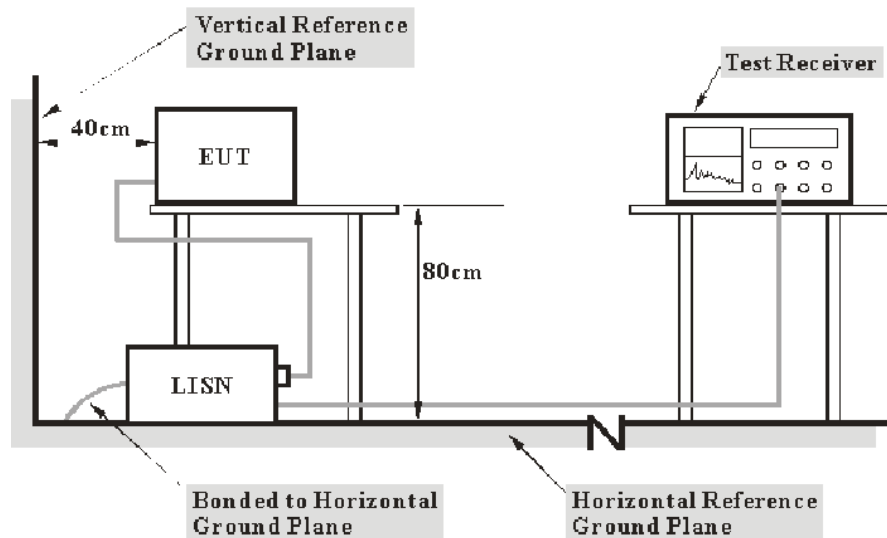
## REQUIREMENTS AND TEST PROCEDURES

### Conducted Emissions

#### Applicable Standard

FCC §15.207

#### EUT Setup



Note: 1. Support units were connected to second LISN.  
2. Both of LISNs (AMN) 80 cm from EUT and at the least 80 cm from other units and other metal planes support units.

The setup of EUT is according with per ANSI C63.10-2020 measurement procedure. The specification used was with the FCC Part 15.207 limits.

The spacing between the peripherals was 10 cm.

#### EMI Test Receiver Setup

The EMI test receiver was set to investigate the spectrum from 150 kHz to 30 MHz.

During the conducted emission test, the EMI test receiver was set with the following configurations:

Frequency Range	RBW
150 kHz – 30 MHz	9 kHz

#### Test Procedure

During the conducted emission test, the adapter was connected to the LISN.

Maximizing procedure was performed on the six (6) highest emissions of the EUT.

All data was recorded in the Quasi-peak and Average detection mode.

**Factor & Over Limit Calculation**

The factor is calculated by adding LISN VDF (Voltage Division Factor) and Cable Loss. The basic equation is as follows:

$$\text{Factor} = \text{LISN VDF} + \text{Cable Loss}$$

The “**Over limit**” column of the following data tables indicates the degree of compliance with the applicable limit. For example, an Over limit of -7 dB means the emission is 7 dB below the limit. The equation for calculation is as follows:

$$\begin{aligned}\text{Over Limit} &= \text{Level} - \text{Limit} \\ \text{Level} &= \text{Read Level} + \text{Factor}\end{aligned}$$

Note: The term "cable loss" refers to the combination of a cable and a 10dB transient limiter (attenuator).

## Undesirable Emission

### Applicable Standard

FCC §15.407 (b); §15.209; §15.205;

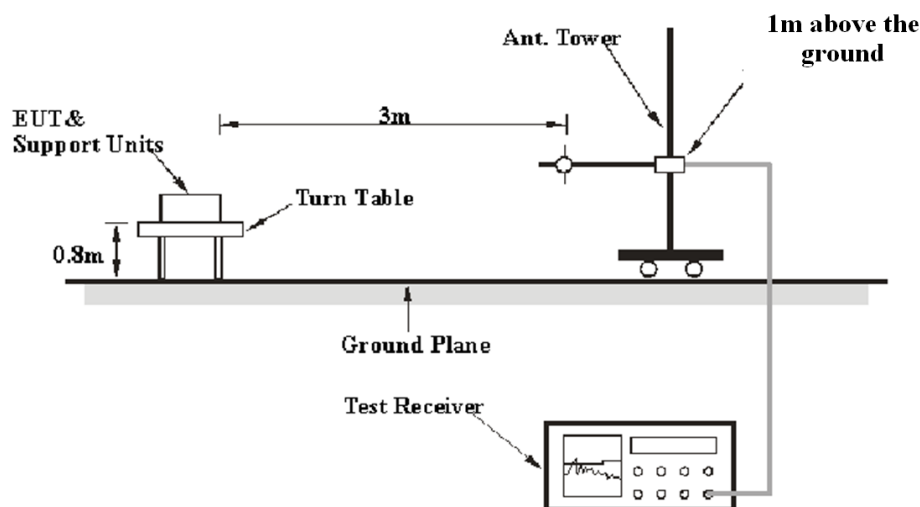
(b) Undesirable emission limits. Except as shown in paragraph (b)(7) of this section, the maximum emissions outside of the frequency bands of operation shall be attenuated in accordance with the following limits:

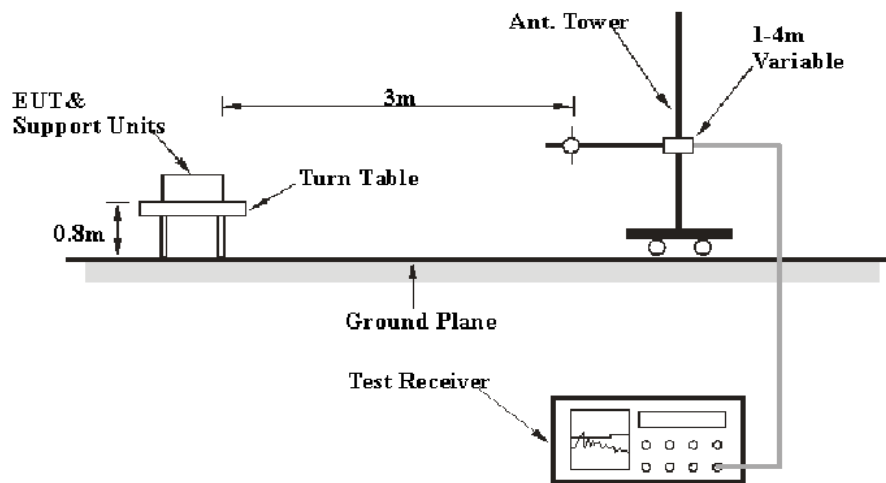
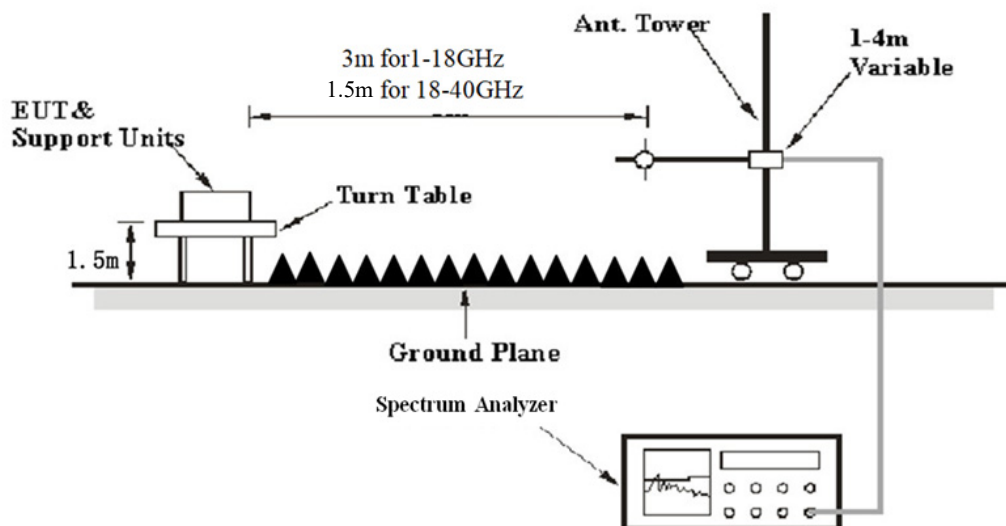
- (1) For transmitters operating in the 5.15-5.25 GHz band: All emissions outside of the 5.15-5.35 GHz band shall not exceed an e.i.r.p. of  $-27$  dBm/MHz.
- (2) For transmitters operating in the 5.25-5.35 GHz band: All emissions outside of the 5.15-5.35 GHz band shall not exceed an e.i.r.p. of  $-27$  dBm/MHz.
- (3) For transmitters operating in the 5.47-5.725 GHz band: All emissions outside of the 5.47-5.725 GHz band shall not exceed an e.i.r.p. of  $-27$  dBm/MHz.
- (4) For transmitters operating in the 5.725-5.85 GHz band:
  - (i) All emissions shall be limited to a level of  $-27$  dBm/MHz at 75 MHz or more above or below the band edge increasing linearly to 10 dBm/MHz at 25 MHz above or below the band edge, and from 25 MHz above or below the band edge increasing linearly to a level of 15.6 dBm/MHz at 5 MHz above or below the band edge, and from 5 MHz above or below the band edge increasing linearly to a level of 27 dBm/MHz at the band edge.

Unwanted emissions below 1 GHz must comply with the general field strength limits set forth in §15.209.

### EUT Setup

9 kHz-30MHz:



**30MHz-1GHz:****Above 1 GHz:**

The setup of EUT is according with per ANSI C63.10-2020 measurement procedure. The specification used was with the FCC 15.209 and FCC 15.407 limits.

The external I/O cables were draped along the test table and formed a bundle 30 to 40 cm long in the middle.



## EMI Test Receiver & Spectrum Analyzer Setup

The system was investigated from 9 kHz to 40 GHz.

During the radiated emission test, the EMI test receiver & Spectrum Analyzer Setup were set with the following configurations:

9 kHz-1GHz:

Frequency Range	RBW	Video B/W	IF B/W	Measurement	Detector
9 kHz – 150 kHz	/	/	200 Hz	QP	QP
	300 Hz	1 kHz	/	PK	Peak
150 kHz – 30 MHz	/	/	9 kHz	QP	QP
	10 kHz	30 kHz	/	PK	Peak
30 MHz – 1000 MHz	/	/	120 kHz	QP	QP
	100 kHz	300 kHz	/	PK	Peak

1-40GHz:

Pre-scan

Measurement	Duty cycle	RBW	Video B/W	Detector
PK	Any	1MHz	3 MHz	Peak
AV	>98%	1MHz	1 kHz	Peak
	<98%	1MHz	≥1/Ton	Peak

Final measurement for emission identified during pre-scan

Measurement	Duty cycle	RBW	Video B/W	Detector
PK	Any	1MHz	3 MHz	Peak
AV	>98%	1MHz	100 Hz	Peak
	<98%	1MHz	≥1/Ton	Peak

Note: Ton is minimum transmission duration

If the maximized peak measured value complies with under the QP/Average limit more than 6dB, then it is unnecessary to perform an QP/Average measurement.

## Test Procedure

### Radiated Spurious Emission

During the radiated emission test, the adapter was connected to the AC floor outlet.

Maximizing procedure was performed on the highest emissions to ensure that the EUT complied with all the installation combinations.

All final data was recorded in Quasi-peak detection mode except for the frequency bands 9–90 kHz, 110–490 kHz and above 1000 MHz, average detection modes for frequency bands 9–90 kHz and 110–490 kHz, peak and average detection modes for frequencies above 1 GHz.

For 9 kHz-30MHz, the report shall list the six emissions with the smallest margin relative to the limit, for each of the three antenna orientations (parallel, perpendicular, and ground-parallel) unless the margin is greater than 20 dB.

According to ANSI C63.10-2020,9.2.1: For field strength measurements made at other than the distance specified by the limit, extrapolate the measured field strength to the field strength at the distance specified by the limit using an inverse distance correction factor (20 dB/decade of distance)

$$E_{\text{SpecLimit}} = E_{\text{Meas}} + 20 \log \left( \frac{d_{\text{Meas}}}{d_{\text{SpecLimit}}} \right)$$

where

$E_{\text{SpecLimit}}$	is the field strength of the emission at the distance specified by the limit, in dBμV/m
$E_{\text{Meas}}$	is the field strength of the emission at the measurement distance, in dBμV/m
$d_{\text{Meas}}$	is the measurement distance, in m
$d_{\text{SpecLimit}}$	is the distance specified by the limit, in m

So the extrapolation factor of 1m is  $20 \cdot \log(1.5/3) = -6.0$  dB, for 18-40GHz range, the limit of 1.5m distance was added by 6.0dB from limit of 3m to compared with the result measurement at 1.5m distance.

#### Factor & Over Limit/Margin Calculation

The Factor is calculated by adding the Antenna Factor and Cable Loss, and subtracting the Amplifier Gain. The basic equation is as follows:

$$\text{Factor} = \text{Antenna Factor} + \text{Cable Loss} - \text{Amplifier Gain}$$

The “**Over Limit/Margin**” column of the following data tables indicates the degree of compliance with the applicable limit. For example, an Over Limit/margin of -7dB means the emission is 7dB below the limit. The equation for calculation is as follows:

$$\begin{aligned} \text{Over Limit} &= \text{Level} - \text{Limit}; \text{Margin} = \text{Limit} - \text{Corrected Amplitude} \\ \text{Level / Corrected Amplitude} &= \text{Read Level} + \text{Factor} \end{aligned}$$

## 26 dB & 6dB Emission Bandwidth

### Applicable Standard

The maximum power spectral density is measured as a conducted emission by direct connection of a calibrated test instrument to the equipment under test. If the device cannot be connected directly, alternative techniques acceptable to the Commission may be used. Measurements in the 5.725-5.85 GHz band are made over a reference bandwidth of 500 kHz or the 26 dB emission bandwidth of the device, whichever is less. Measurements in the 5.15-5.25 GHz, 5.25-5.35 GHz, and the 5.47-5.725 GHz bands are made over a bandwidth of 1 MHz or the 26 dB emission bandwidth of the device, whichever is less. A narrower resolution bandwidth can be used, provided that the measured power is integrated over the full reference bandwidth.

Within the 5.725-5.85 GHz band, the minimum 6 dB bandwidth of U-NII devices shall be at least 500 kHz.

### Test Procedure

According to ANSI C63.10-2020 Section 12.5.1 & 12.5.2 & 12.5.3

#### 12.5.1 Emission bandwidth for the band 5.725 GHz to 5.85 GHz

The following procedure shall be used for measuring this bandwidth:

- a) Set RBW = 100 kHz.
- b) Set the video bandwidth (VBW)  $\geq 3 \times$  RBW.
- c) Detector = Peak.
- d) Trace mode = max-hold.
- e) Sweep = No faster than coupled (auto) time.
- f) Allow the trace to stabilize.
- g) Measure the maximum width of the emission that is constrained by the frequencies associated with the two outermost amplitude points (upper and lower frequencies) that are attenuated by 6 dB relative to the maximum level measured in the fundamental emission.

#### 12.5.2 Emission bandwidth for all other bands

The procedure for this method is as follows:

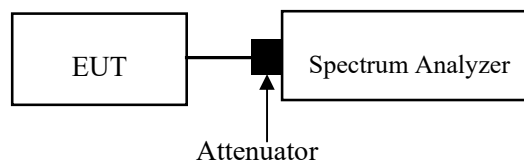
- a) Set RBW = shall be in the range of 1% to 5% of the emission bandwidth.
- b) Set the VBW  $>$  RBW.
- c) Detector = peak.
- d) Trace mode = max-hold.
- e) Measure the maximum width of the emission that is 26 dB down from the peak of the emission. Compare this with the RBW setting of the instrument. Readjust RBW and repeat measurement as needed until the RBW/EBW ratio is in the range of 1% to 5%.

### 12.5.3 Occupied bandwidth

See 6.9.3 for the measurement procedure for OBW.

The occupied bandwidth is the frequency bandwidth such that, below its lower and above its upper frequency limits, the mean powers are each equal to 0.5% of the total mean power of the given emission. The following procedure shall be used for measuring 99% power bandwidth:

- a) The instrument center frequency is set to the nominal EUT channel center frequency. The frequency span for the spectrum analyzer shall be between 1.5 times and 5.0 times the OBW.
- b) The nominal IF filter bandwidth (3 dB RBW) shall be in the range of 1% to 5% of the OBW, and VBW shall be at least three times the RBW, unless otherwise specified by the applicable requirement.
- c) Set the reference level of the instrument as required, keeping the signal from exceeding the maximum input mixer level for linear operation. In general, the peak of the spectral envelope shall be more than  $[10 \log (\text{OBW}/\text{RBW})]$  below the reference level. Specific guidance is given in 4.1.6.2.
- d) Step a) through step c) might require iteration to adjust within the specified range.
- e) Video averaging is not permitted. Where practical, a sample detection and single sweep mode shall be used. Otherwise, peak detection and max-hold mode (until the trace stabilizes) shall be used.
- f) Use the 99% power bandwidth function of the instrument (if available) and report the measured bandwidth.
- g) If the instrument does not have a 99% power bandwidth function, then the trace data points are recovered and directly summed in linear power terms. The recovered amplitude data points, beginning at the lowest frequency, are placed in a running sum until 0.5% of the total is reached; that frequency is recorded as the lower frequency. The process is repeated until 99.5% of the total is reached; that frequency is recorded as the upper frequency. The 99% power bandwidth is the difference between these two frequencies.
- h) The occupied bandwidth shall be reported by providing spectral plot(s) of the measuring instrument display; the plot axes and the scale units per division shall be clearly labeled. Tabular data may be reported in addition to the plot(s).



## Conducted Transmitter Output Power

### Applicable Standard

For an outdoor access point operating in the band 5.15-5.25 GHz, the maximum conducted output power over the frequency band of operation shall not exceed 1 W provided the maximum antenna gain does not exceed 6 dBi. In addition, the maximum power spectral density shall not exceed 17 dBm in any 1 megahertz band. If transmitting antennas of directional gain greater than 6 dBi are used, both the maximum conducted output power and the maximum power spectral density shall be reduced by the amount in dB that the directional gain of the antenna exceeds 6 dBi. The maximum e.i.r.p. at any elevation angle above 30 degrees as measured from the horizon must not exceed 125 mW (21 dBm).

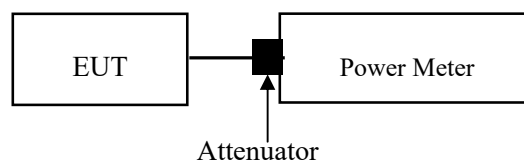
For the 5.25-5.35 GHz and 5.47-5.725 GHz bands, the maximum conducted output power over the frequency bands of operation shall not exceed the lesser of 250 mW or  $11 \text{ dBm} + 10 \log B$ , where B is the 26 dB emission bandwidth in megahertz. In addition, the maximum power spectral density shall not exceed 11 dBm in any 1 megahertz band. If transmitting antennas of directional gain greater than 6 dBi are used, both the maximum conducted output power and the maximum power spectral density shall be reduced by the amount in dB that the directional gain of the antenna exceeds 6 dBi.

For the band 5.725-5.85 GHz, the maximum conducted output power over the frequency band of operation shall not exceed 1 W. In addition, the maximum power spectral density shall not exceed 30 dBm in any 500-kHz band. If transmitting antennas of directional gain greater than 6 dBi are used, both the maximum conducted output power and the maximum power spectral density shall be reduced by the amount in dB that the directional gain of the antenna exceeds 6 dBi. However, fixed point-to-point U-NII devices operating in this band may employ transmitting antennas with directional gain greater than 6 dBi without any corresponding reduction in transmitter conducted power. Fixed, point-to-point operations exclude the use of point-to-multipoint systems, omnidirectional applications, and multiple collocated transmitters transmitting the same information. The operator of the U-NII device, or if the equipment is professionally installed, the installer, is responsible for ensuring that systems employing high gain directional antennas are used exclusively for fixed, point-to-point operations.

### Test Procedure

According to ANSI C63.10-2020 Section 12.4.3.2 Method PM-G

- a. Place the EUT on a bench and set it in transmitting mode.
- b. Remove the antenna from the EUT and then connect a low loss RF cable from the antenna port to one test equipment.



Note: A short RF cable with low cable loss connected to the EUT antenna port, which was provided by client or lab, the cable loss was added with offset into test equipment, the total offset consists of attenuator and/or RF cable and/or power splitter loss

## Power Spectral Density

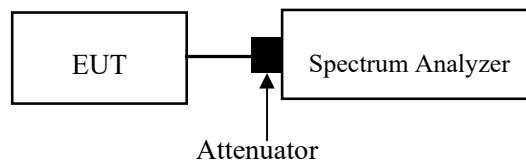
For an outdoor access point operating in the band 5.15-5.25 GHz, the maximum conducted output power over the frequency band of operation shall not exceed 1 W provided the maximum antenna gain does not exceed 6 dBi. In addition, the maximum power spectral density shall not exceed 17 dBm in any 1 megahertz band. If transmitting antennas of directional gain greater than 6 dBi are used, both the maximum conducted output power and the maximum power spectral density shall be reduced by the amount in dB that the directional gain of the antenna exceeds 6 dBi. The maximum e.i.r.p. at any elevation angle above 30 degrees as measured from the horizon must not exceed 125 mW (21 dBm).

For the 5.25-5.35 GHz and 5.47-5.725 GHz bands, the maximum conducted output power over the frequency bands of operation shall not exceed the lesser of 250 mW or  $11 \text{ dBm} + 10 \log B$ , where B is the 26 dB emission bandwidth in megahertz. In addition, the maximum power spectral density shall not exceed 11 dBm in any 1 megahertz band. If transmitting antennas of directional gain greater than 6 dBi are used, both the maximum conducted output power and the maximum power spectral density shall be reduced by the amount in dB that the directional gain of the antenna exceeds 6 dBi.

For the band 5.725-5.85 GHz, the maximum conducted output power over the frequency band of operation shall not exceed 1 W. In addition, the maximum power spectral density shall not exceed 30 dBm in any 500-kHz band. If transmitting antennas of directional gain greater than 6 dBi are used, both the maximum conducted output power and the maximum power spectral density shall be reduced by the amount in dB that the directional gain of the antenna exceeds 6 dBi. However, fixed point-to-point U-NII devices operating in this band may employ transmitting antennas with directional gain greater than 6 dBi without any corresponding reduction in transmitter conducted power. Fixed, point-to-point operations exclude the use of point-to-multipoint systems, omnidirectional applications, and multiple collocated transmitters transmitting the same information. The operator of the U-NII device, or if the equipment is professionally installed, the installer, is responsible for ensuring that systems employing high gain directional antennas are used exclusively for fixed, point-to-point operations.

## Test Procedure

According to ANSI C63.10-2020 Clause 12.6 Method SA-2 should be applied



Note: A short RF cable with low cable loss connected to the EUT antenna port, which was provided by client or lab, the cable loss was added with offset into test equipment, the total offset consists of attenuator and/or RF cable and/or power splitter loss

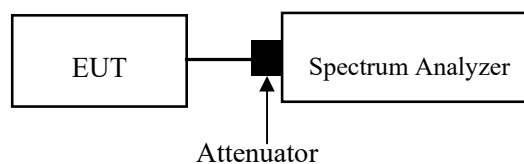
## Duty Cycle

### Test Procedure

According to ANSI C63.10-2020 Section 12.2

Measurements of duty cycle and transmission duration shall be performed using one of the following techniques:

- a) A diode detector and an oscilloscope that together have a sufficiently short response time to permit accurate measurements of the ON and OFF times of the transmitted signal.
- b) The zero-span mode on a spectrum analyzer or EMI receiver if the response time and spacing between bins on the sweep are sufficient to permit accurate measurements of the ON and OFF times of the transmitted signal:
  - 1) Set the center frequency of the instrument to the center frequency of the transmission.
  - 2) Set  $RBW \geq OBW$  if possible; otherwise, set RBW to the largest available value.
  - 3) Set  $VBW \geq RBW$ . Set detector = peak or average.
  - 4) The zero-span measurement method shall not be used unless both RBW and VBW are  $> 50/T$  and the number of sweep points across duration T exceeds 100. (For example, if VBW and/or RBW are limited to 3 MHz, then the zero-span method of measuring the duty cycle shall not be used if  $T \leq 16.7 \mu s$ .)



## ANTENNA REQUIREMENT

### Applicable Standard

According to FCC § 15.203, an intentional radiator shall be designed to ensure that no antenna other than that furnished by the responsible party shall be used with the device. The use of a permanently attached antenna or of an antenna that uses a unique coupling to the intentional radiator shall be considered sufficient to comply with the provisions of this Section. The manufacturer may design the unit so that a broken antenna can be replaced by the user, but the use of a standard antenna jack or electrical connector is prohibited.

Further, this requirement does not apply to intentional radiators that must be professionally installed, such as perimeter protection systems and some field disturbance sensors, or to other intentional radiators which, in accordance with § 15.31(d), must be measured at the installation site. However, the installer shall be responsible for ensuring that the proper antenna is employed so that the limits in this part are not exceeded.

### Antenna Connector Construction

The EUT has two internal antennas which were permanently attached, fulfill the requirement of this section. Please refer to the EUT photos.

ANT	Type	Antenna Gain <sup>#</sup>	Impedance	Frequency Range
ANT0	FPC	1.87dBi	50Ω	5150-5250MHz
ANT1	FPC	1.94dBi	50Ω	5150-5250MHz
ANT0	FPC	2.02dBi	50Ω	5725-5850MHz
ANT1	FPC	1.35dBi	50Ω	5725-5850MHz

**Result: Compliant**

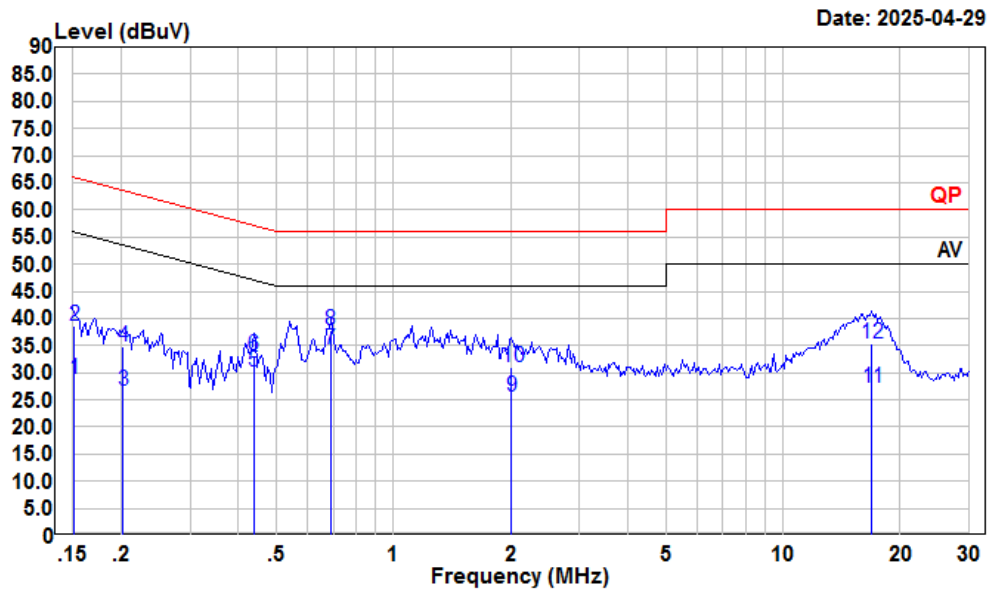


TEST DATA AND RESULTS

Conducted Emissions

Temperature (°C)	24.8	Relative Humidity (%)	44
ATM Pressure (kPa)	100.5	Test engineer	Macy.shi
Test date	2025/04/29		
EUT operation mode	Transmitting(Maximum output power mode, 802.11a Mode 5200MHz)		

## AC 120V 60 Hz, Line



Condition: Line

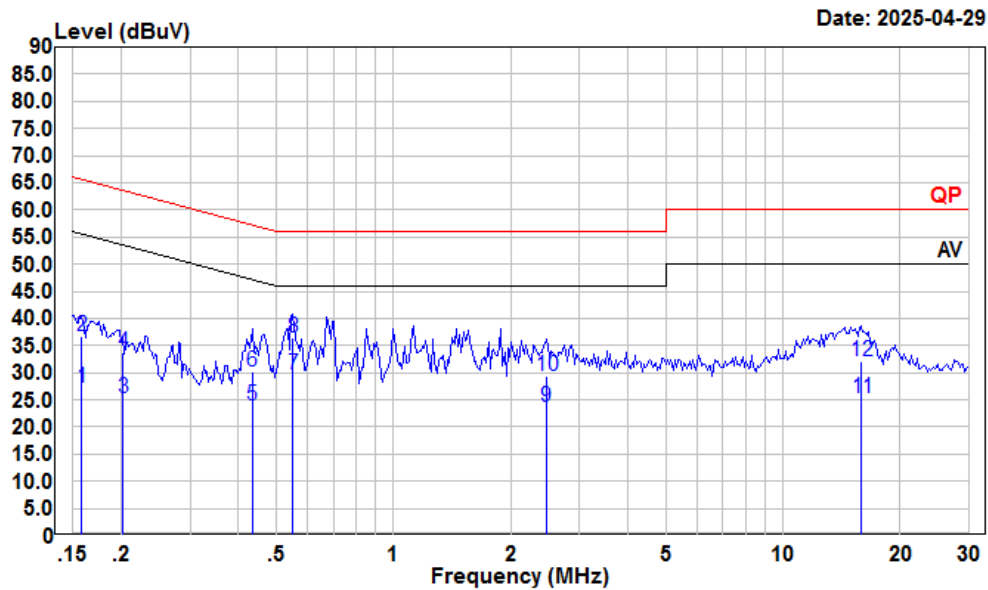
Project : 2501P42038E-RF

tester : Macy.shi Note:5G WIFI Transmitting

Setting : RBW:9kHz

		Read		LISN	Cable	Limit	Over	
	Freq	Level	Level	Factor	Loss	Line	Limit	Remark
	MHz	dBuV	dBuV	dB	dB	dBuV	dB	
1	0.152	8.40	28.94	10.41	10.13	55.91	-26.97	Average
2	0.152	18.05	38.59	10.41	10.13	65.91	-27.32	QP
3	0.202	5.76	26.55	10.70	10.09	53.54	-26.99	Average
4	0.202	14.03	34.82	10.70	10.09	63.54	-28.72	QP
5	0.437	9.55	30.19	10.53	10.11	47.11	-16.92	Average
6	0.437	12.52	33.16	10.53	10.11	57.11	-23.95	QP
7	0.690	13.33	34.36	10.88	10.15	46.00	-11.64	Average
8	0.690	16.72	37.75	10.88	10.15	56.00	-18.25	QP
9	2.012	4.31	25.60	11.10	10.19	46.00	-20.40	Average
10	2.012	9.73	31.02	11.10	10.19	56.00	-24.98	QP
11	16.928	6.36	27.15	10.59	10.20	50.00	-22.85	Average
12	16.928	14.53	35.32	10.59	10.20	60.00	-24.68	QP

## AC 120V 60 Hz, Neutral



Condition: Neutral

Project : 2501P42038E-RF

tester : Macy.shi Note:5G WIFI Transmitting

Setting : RBW:9kHz

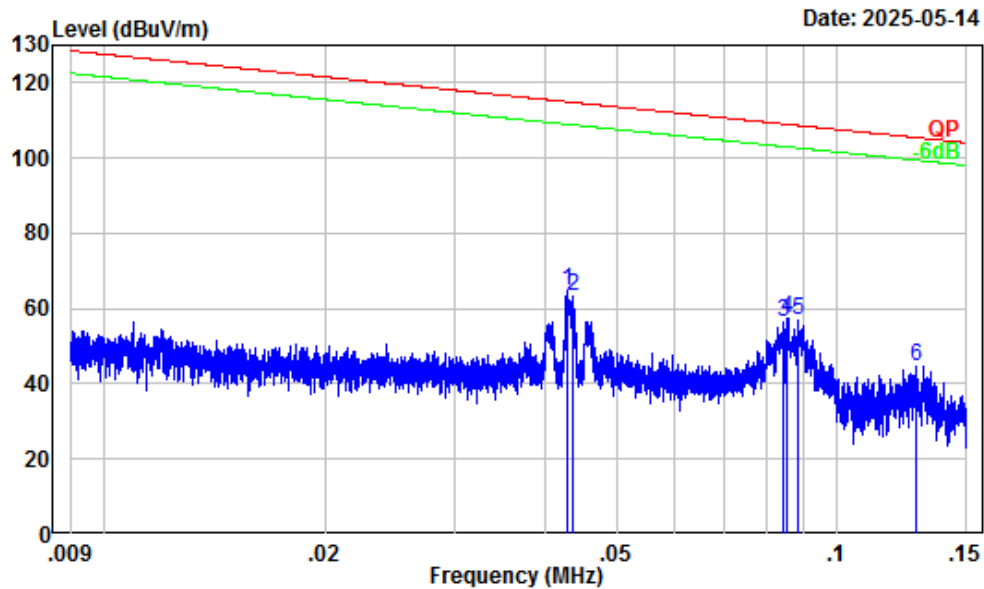
	Freq	Read Level	LISN Level	LISN Factor	Cable Loss	Limit Line	Over Limit	Remark
	MHz	dBuV	dBuV	dB	dB	dBuV	dB	
1	0.158	6.58	27.17	10.47	10.12	55.56	-28.39	Average
2	0.158	16.05	36.64	10.47	10.12	65.56	-28.92	QP
3	0.202	4.41	25.30	10.80	10.09	53.54	-28.24	Average
4	0.202	12.77	33.66	10.80	10.09	63.54	-29.88	QP
5	0.433	3.21	23.87	10.55	10.11	47.20	-23.33	Average
6	0.433	9.50	30.16	10.55	10.11	57.20	-27.04	QP
7	0.552	9.05	29.71	10.53	10.13	46.00	-16.29	Average
8	0.552	15.79	36.45	10.53	10.13	56.00	-19.55	QP
9	2.461	2.82	23.78	10.79	10.17	46.00	-22.22	Average
10	2.461	8.46	29.42	10.79	10.17	56.00	-26.58	QP
11	15.885	4.60	25.27	10.46	10.21	50.00	-24.73	Average
12	15.885	11.29	31.96	10.46	10.21	60.00	-28.04	QP

**Undesirable Emission**

<b>Temperature (°C)</b>	24.3-25.5	<b>Relative Humidity (%)</b>	35-55
<b>ATM Pressure (kPa):</b>	100.2-101.2	<b>Test engineer:</b>	Alex Yan & Visen Wu
<b>Test date:</b>	Below 1GHz: 2025/05/14 Above 1GHz: 2025/06/03-2025/06/04		
<b>EUT operation mode:</b>	Below 1GHz: Transmitting(Maximum output power mode, 802.11a Mode 5200MHz)) Above 1GHz: Transmitting		
<b>Note:</b>	<ol style="list-style-type: none"><li>1. For the radiated spurious emission below 30MHz, only the worst case (parallel) was recorded.</li><li>2. When the test result of peak was less than the limit of QP/Average more than 6dB, just peak value were recorded.</li><li>3. After pre-scan in the X, Y and Z axes of orientation, the worst case z-axis of orientation were recorded.</li></ol>		

**Below 1GHz:**

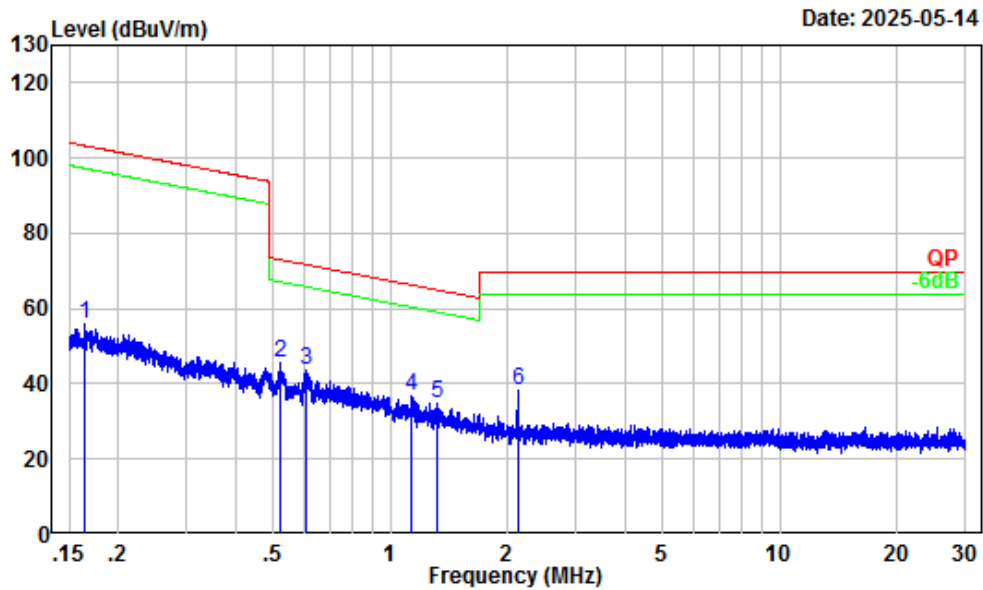
9kHz-150kHz



Site : Chamber A  
Condition : 3m  
Project Number : 2501P42038E-RF  
Test Mode : 5G Transmitting  
Detector: Peak RBW/VBW: 0.3/1kHz  
Tester : Alex Yan

	Freq	Factor	Read Level	Level	Limit	Over Limit	Remark
	MHz	dB/m	dBuV	dBuV/m	dBuV/m	dB	
1	0.043	27.15	37.53	64.68	114.96	-50.28	Peak
2	0.044	27.07	36.15	63.22	114.82	-51.60	Peak
3	0.084	23.09	33.48	56.57	109.07	-52.50	Peak
4	0.086	23.01	34.57	57.58	108.95	-51.37	Peak
5	0.088	22.82	34.08	56.90	108.69	-51.79	Peak
6	0.128	20.35	24.35	44.70	105.46	-60.76	Peak

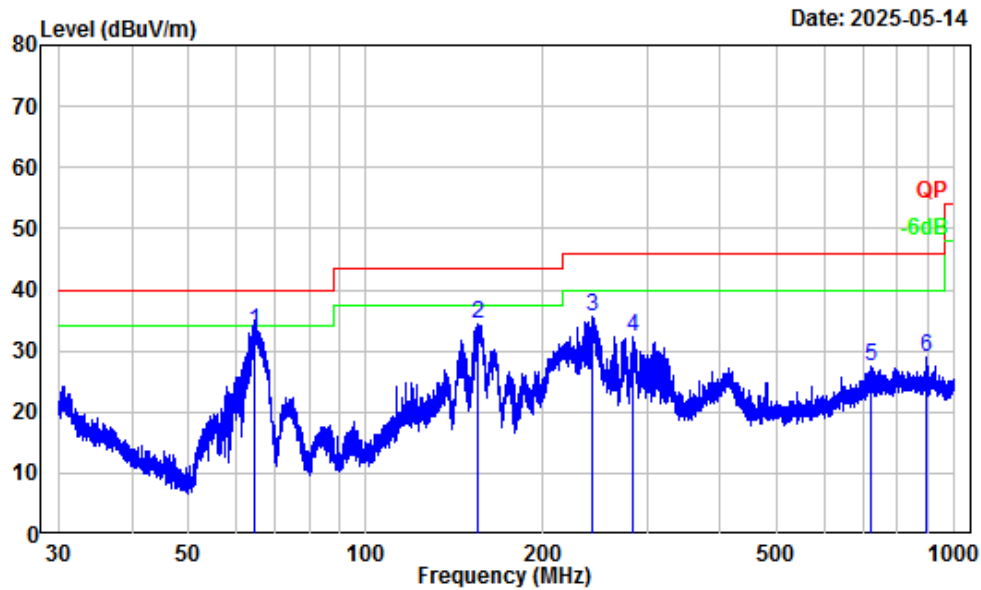
## 150kHz-30MHz



Site : Chamber A  
Condition : 3m  
Project Number : 2501P42038E-RF  
Test Mode : 5G Transmitting  
Detector: Peak RBW/VBW: 10/30kHz  
Tester : Alex Yan

	Freq	Factor	Read Level	Level	Limit Line	Over Limit	Remark
	MHz	dB/m	dBuV	dBuV/m	dBuV/m	dB	
1	0.164	18.23	37.80	56.03	103.31	-47.28	Peak
2	0.524	6.11	39.68	45.79	73.21	-27.42	Peak
3	0.610	5.04	38.49	43.53	71.86	-28.33	Peak
4	1.138	0.81	35.86	36.67	66.32	-29.65	Peak
5	1.315	0.32	34.41	34.73	65.04	-30.31	Peak
6	2.126	-1.67	39.96	38.29	69.54	-31.25	Peak

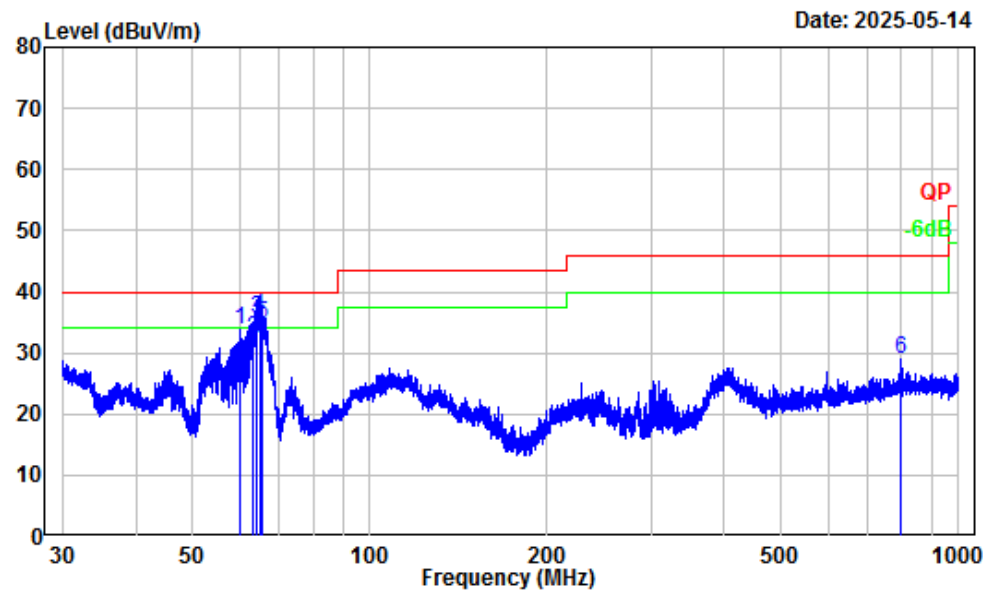
## 30MHz-1GHz\_Horizontal



Site : Chamber A  
Condition : 3m Horizontal  
Project Number : 2501P42038E-RF  
Test Mode : 5G Transmitting  
Detector: Peak RBW/VBW: 100/300kHz  
Tester : Alex Yan

	Freq	Factor	Read Level	Level	Limit Line	Over Limit	Remark
	MHz	dB/m	dBuV	dBuV/m	dBuV/m	dB	
1	64.83	-18.00	51.16	33.16	40.00	-6.84	QP
2	154.89	-12.63	47.07	34.44	43.50	-9.06	Peak
3	242.21	-13.27	48.90	35.63	46.00	-10.37	Peak
4	284.73	-11.23	43.58	32.35	46.00	-13.65	Peak
5	718.88	-3.23	30.60	27.37	46.00	-18.63	Peak
6	898.57	-1.31	30.15	28.84	46.00	-17.16	Peak

30MHz-1GHz\_Vertical



Site : Chamber A  
Condition : 3m Vertical  
Project Number : 2501P42038E-RF  
Test Mode : 5G Transmitting  
Detector: Peak RBW/VBW: 100/300kHz  
Tester : Alex Yan

	Freq	Factor	Read Level	Level	Limit Line	Over Limit	Remark
	MHz	dB/m	dBuV	dBuV/m	dBuV/m	dB	
1	59.99	-18.12	51.81	33.69	40.00	-6.31	Peak
2	63.45	-18.06	50.22	32.16	40.00	-7.84	QP
3	64.38	-18.00	53.65	35.65	40.00	-4.35	QP
4	64.89	-18.00	53.90	35.90	40.00	-4.10	QP
5	65.63	-17.93	52.50	34.57	40.00	-5.43	QP
6	799.33	-2.15	31.14	28.99	46.00	-17.01	Peak



**Above 1GHz:****5150-5250 MHz**

Frequency (MHz)	Reading (dBμV)	PK/Ave	Polar (H/V)	Factor (dB/m)	Corrected Amplitude (dBμV/m)	Limit (dBμV/m)	Margin (dB)
<b>802.11a</b>							
<b>5180MHz</b>							
10360	51.81	PK	H	2.53	54.34	68.2	-13.86
10360	51.67	PK	V	2.53	54.2	68.2	-14
<b>5200MHz</b>							
10400	51.18	PK	H	2.55	53.73	68.2	-14.47
10400	51.34	PK	V	2.55	53.89	68.2	-14.31
<b>5240MHz</b>							
10480	51.64	PK	H	2.25	53.89	68.2	-14.31
10480	51.85	PK	V	2.25	54.1	68.2	-14.1
<b>802.11ac20</b>							
<b>5180MHz</b>							
10360	51.56	PK	H	2.53	54.09	68.2	-14.11
10360	51.52	PK	V	2.53	54.05	68.2	-14.15
<b>5200MHz</b>							
10400	51.13	PK	H	2.55	53.68	68.2	-14.52
10400	51.44	PK	V	2.55	53.99	68.2	-14.21
<b>5240MHz</b>							
10480	51.59	PK	H	2.25	53.84	68.2	-14.36
10480	51.4	PK	V	2.25	53.65	68.2	-14.55
<b>802.11ac40</b>							
<b>5190MHz</b>							
10380	51.55	PK	H	2.54	54.09	68.2	-14.11
10380	51.42	PK	V	2.54	53.96	68.2	-14.24
<b>5230MHz</b>							
10460	51.29	PK	H	2.32	53.61	68.2	-14.59
10460	51.58	PK	V	2.32	53.9	68.2	-14.3
<b>802.11ac80</b>							
<b>5210MHz</b>							
10420	51.29	PK	H	2.48	53.77	68.2	-14.43
10420	51.86	PK	V	2.48	54.34	68.2	-13.86

Frequency (MHz)	Reading (dB $\mu$ V)	PK/Ave	Polar (H/V)	Factor (dB/m)	Corrected Amplitude (dB $\mu$ V/m)	Limit (dB $\mu$ V/m)	Margin (dB)
<b>802.11ax20</b>							
<b>5180MHz</b>							
10360	51.46	PK	H	2.53	53.99	68.2	-14.21
10360	51.27	PK	V	2.53	53.8	68.2	-14.4
<b>5200MHz</b>							
10400	51.29	PK	H	2.55	53.84	68.2	-14.36
10400	50.93	PK	V	2.55	53.48	68.2	-14.72
<b>5240MHz</b>							
10480	51.1	PK	H	2.25	53.35	68.2	-14.85
10480	51.65	PK	V	2.25	53.9	68.2	-14.3
<b>802.11ax40</b>							
<b>5190MHz</b>							
10380	51.53	PK	H	2.54	54.07	68.2	-14.13
10380	51.34	PK	V	2.54	53.88	68.2	-14.32
<b>5230MHz</b>							
10460	52.27	PK	H	2.32	54.59	68.2	-13.61
10460	51.47	PK	V	2.32	53.79	68.2	-14.41
<b>802.11ax80</b>							
<b>5210MHz</b>							
10420	51.64	PK	H	2.48	54.12	68.2	-14.08
10420	51.36	PK	V	2.48	53.84	68.2	-14.36

**5725-5850MHz**

Frequency (MHz)	Reading (dBμV)	PK/Ave	Polar (H/V)	Factor (dB/m)	Corrected Amplitude (dBμV/m)	Limit (dBμV/m)	Margin (dB)
<b>802.11a</b>							
<b>5745MHz</b>							
11490	50.58	PK	H	3.54	54.12	74	-19.88
11490	35.92	AV	H	3.54	39.46	54	-14.54
11490	50.55	PK	V	3.54	54.09	74	-19.91
11490	35.9	AV	V	3.54	39.44	54	-14.56
<b>5785MHz</b>							
11570	51.42	PK	H	3.3	54.72	74	-19.28
11570	36.75	AV	H	3.3	40.05	54	-13.95
11570	51.24	PK	V	3.3	54.54	74	-19.46
11570	36.78	AV	V	3.3	40.08	54	-13.92
<b>5825MHz</b>							
11650	51.63	PK	H	3.43	55.06	74	-18.94
11650	37.05	AV	H	3.43	40.48	54	-13.52
11650	51.99	PK	V	3.43	55.42	74	-18.58
11650	37.08	AV	V	3.43	40.51	54	-13.49
<b>802.11ac20</b>							
<b>5745MHz</b>							
11490	50.62	PK	H	3.54	54.16	74	-19.84
11490	35.74	AV	H	3.54	39.28	54	-14.72
11490	50.75	PK	V	3.54	54.29	74	-19.71
11490	35.78	AV	V	3.54	39.32	54	-14.68
<b>5785MHz</b>							
11570	51.59	PK	H	3.3	54.89	74	-19.11
11570	36.83	AV	H	3.3	40.13	54	-13.87
11570	51.52	PK	V	3.3	54.82	74	-19.18
11570	36.86	AV	V	3.3	40.16	54	-13.84
<b>5825MHz</b>							
11650	51.73	PK	H	3.43	55.16	74	-18.84
11650	37.12	AV	H	3.43	40.55	54	-13.45
11650	52.01	PK	V	3.43	55.44	74	-18.56
11650	37.15	AV	V	3.43	40.58	54	-13.42

Frequency (MHz)	Reading (dBμV)	PK/Ave	Polar (H/V)	Factor (dB/m)	Corrected Amplitude (dBμV/m)	Limit (dBμV/m)	Margin (dB)
<b>802.11ac40</b>							
<b>5755MHz</b>							
11510	51.26	PK	H	3.53	54.79	74	-19.21
11510	36.58	AV	H	3.53	40.11	54	-13.89
11510	51.21	PK	V	3.53	54.74	74	-19.26
11510	36.54	AV	V	3.53	40.07	54	-13.93
<b>5795MHz</b>							
11590	51.96	PK	H	3.21	55.17	74	-18.83
11590	37.09	AV	H	3.21	40.3	54	-13.7
11590	51.71	PK	V	3.21	54.92	74	-19.08
11590	37.06	AV	V	3.21	40.27	54	-13.73
<b>802.11ac80</b>							
<b>5775MHz</b>							
11550	50.75	PK	H	3.37	54.12	74	-19.88
11550	36.35	AV	H	3.37	39.72	54	-14.28
11550	51.01	PK	V	3.37	54.38	74	-19.62
11550	36.32	AV	V	3.37	39.69	54	-14.31
<b>802.11ax20</b>							
<b>5745MHz</b>							
11490	50.55	PK	H	3.54	54.09	74	-19.91
11490	35.74	AV	H	3.54	39.28	54	-14.72
11490	50.52	PK	V	3.54	54.06	74	-19.94
11490	35.7	AV	V	3.54	39.24	54	-14.76
<b>5785MHz</b>							
11570	51.43	PK	H	3.3	54.73	74	-19.27
11570	36.81	AV	H	3.3	40.11	54	-13.89
11570	51.3	PK	V	3.3	54.6	74	-19.4
11570	36.84	AV	V	3.3	40.14	54	-13.86
<b>5825MHz</b>							
11650	51.76	PK	H	3.43	55.19	74	-18.81
11650	37.1	AV	H	3.43	40.53	54	-13.47
11650	51.5	PK	V	3.43	54.93	74	-19.07
11650	37.13	AV	V	3.43	40.56	54	-13.44

Frequency (MHz)	Reading (dBμV)	PK/Ave	Polar (H/V)	Factor (dB/m)	Corrected Amplitude (dBμV/m)	Limit (dBμV/m)	Margin (dB)
<b>802.11ax40</b>							
<b>5755MHz</b>							
11510	51.42	PK	H	3.53	54.95	74	-19.05
11510	36.91	AV	H	3.53	40.44	54	-13.56
11510	50.99	PK	V	3.53	54.52	74	-19.48
11510	36.76	AV	V	3.53	40.29	54	-13.71
<b>5795MHz</b>							
11590	51.69	PK	H	3.21	54.9	74	-19.1
11590	36.98	AV	H	3.21	40.19	54	-13.81
11590	52.21	PK	V	3.21	55.42	74	-18.58
11590	37.02	AV	V	3.21	40.23	54	-13.77
<b>802.11ax80</b>							
<b>5775MHz</b>							
11550	50.56	PK	H	3.37	53.93	74	-20.07
11550	51.45	PK	V	3.37	54.82	74	-19.18
11550	36.31	AV	V	3.37	39.68	54	-14.32

Note:

Factor = Antenna factor (RX) + Cable Loss – Amplifier Factor

Corrected Amplitude = Factor + Reading

Margin = Corrected. Amplitude - Limit

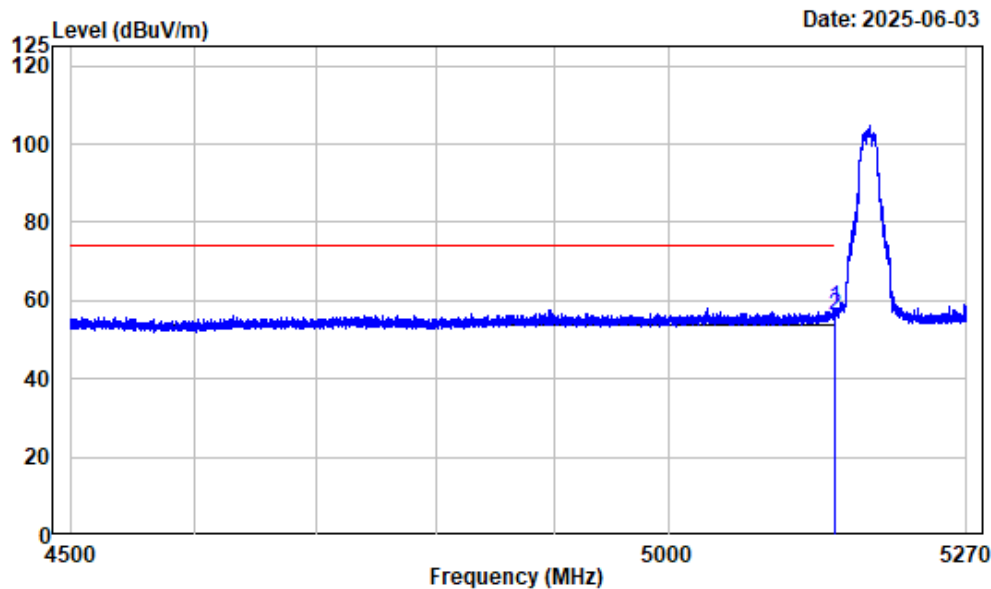
The other spurious emission which is in the noise floor level was not recorded.

The test result of peak was less than the limit of average, so just peak values were recorded.

Test plots:

Band Edge

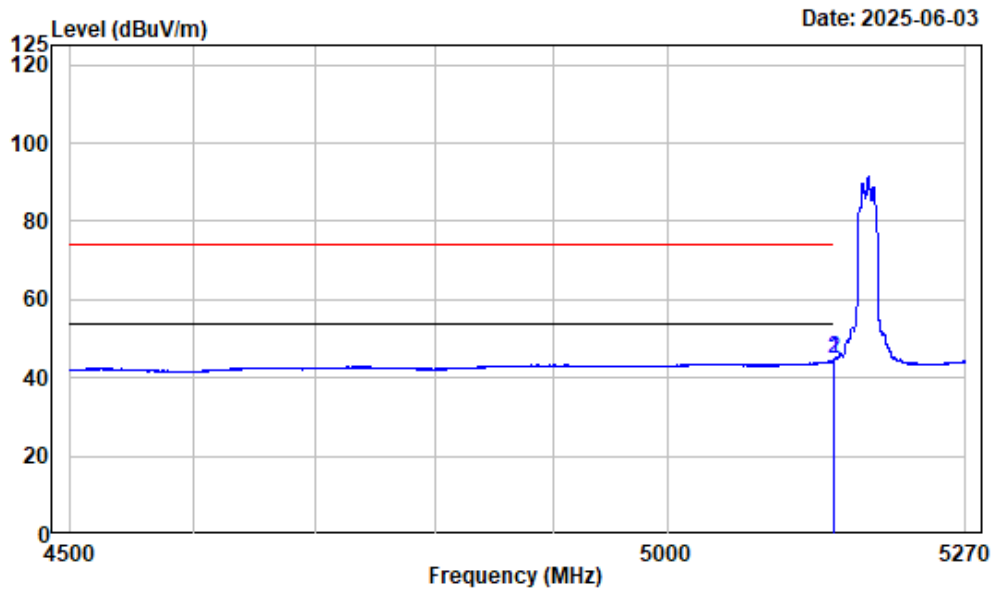
Left Band edge\_Horizontal\_Peak\_802.11a\_5180MHz



Condition : Horizontal  
Project No. : 2501P42038E-RF  
Tester : Visen Wu  
Spectrum setting: Peak reading: RBW:1MHz VBW:3MHz Detector:Peak  
Note : 5GWiFi\_B1\_A\_ANT0&ANT1\_5180

Freq		Factor	Read Level	Level	Limit Line	Over Limit	Remark
MHz		dB/m	dBuV	dBuV/m	dBuV/m	dB	
1	5148.710	-7.46	65.35	57.89	74.00	-16.11	Peak
2	5150.000	-7.46	63.74	56.28	74.00	-17.72	Peak

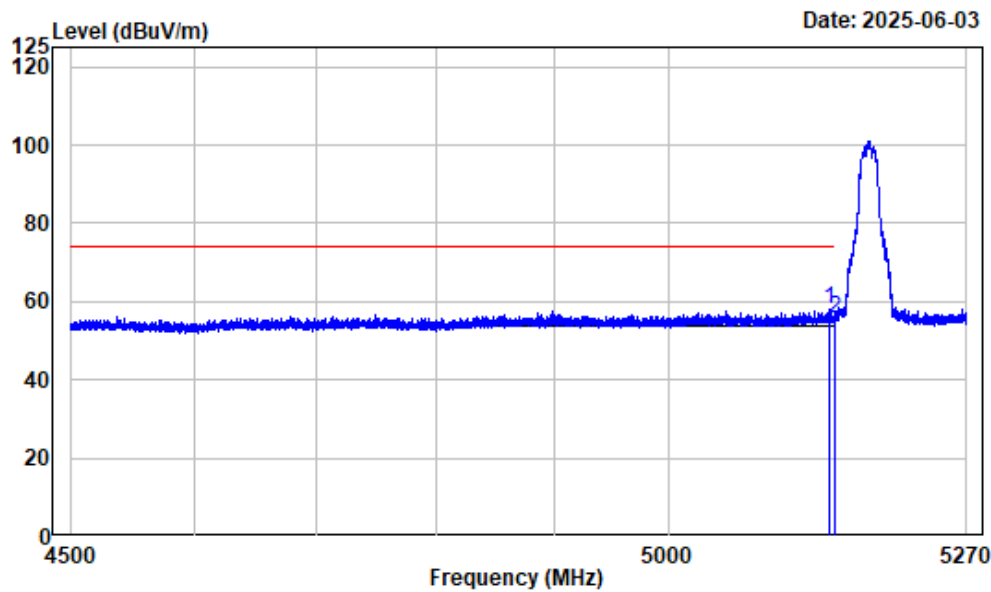
Left Band edge\_Horizontal\_Average\_802.11a\_5180MHz



Condition : Horizontal  
 Project No. : 2501P42038E-RF  
 Tester : Visen Wu  
 Spectrum setting: Average reading: RBW:1MHz VBW:100Hz Detector:Peak  
 Note : 5GWiFi\_B1\_A\_ANT0&ANT1\_5180

	Freq	Factor	Read Level	Level	Limit Line	Over Limit	Remark
	MHz	dB/m	dBuV	dBuV/m	dBuV/m	dB	
1	5149.865	-7.46	52.41	44.95	54.00	-9.05	Average
2	5150.000	-7.46	52.40	44.94	54.00	-9.06	Average

Left Band edge\_Vertical\_Peak\_802.11a\_5180MHz

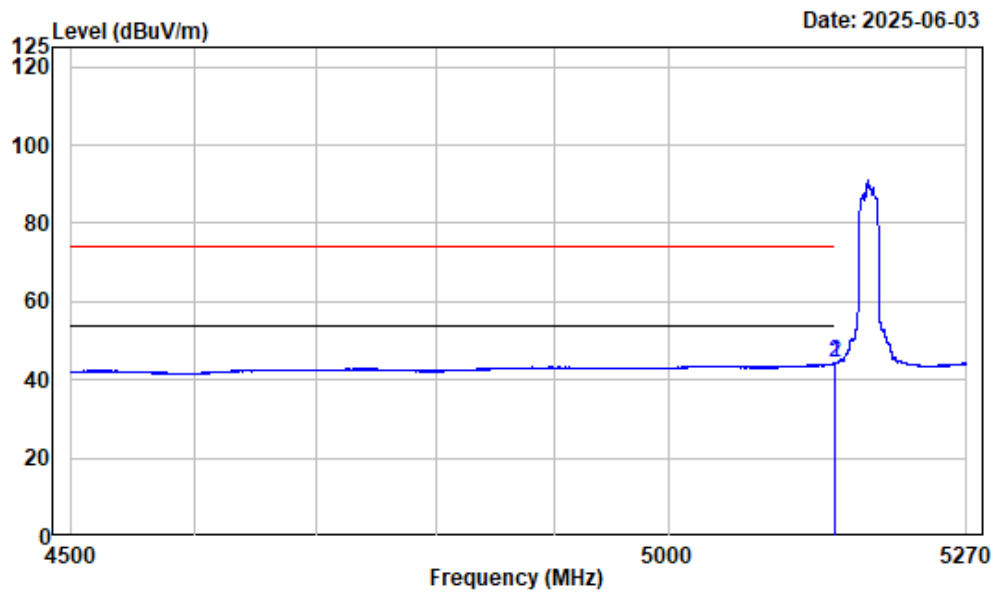


Condition : Vertical  
Project No. : 2501P42038E-RF  
Tester : Visen Wu  
Spectrum setting: Peak reading: RBW:1MHz VBW:3MHz Detector:Peak  
Note : 5GWiFi\_B1\_A\_ANT0&ANT1\_5180

		Read		Limit	Over	Remark
Freq Factor		Level	Level	Line	Limit	
MHz	dB/m	dBuV	dBuV/m	dBuV/m	dB	
1 5144.282	-7.46	65.32	57.86	74.00	-16.14	Peak
2 5150.000	-7.46	63.10	55.64	74.00	-18.36	Peak



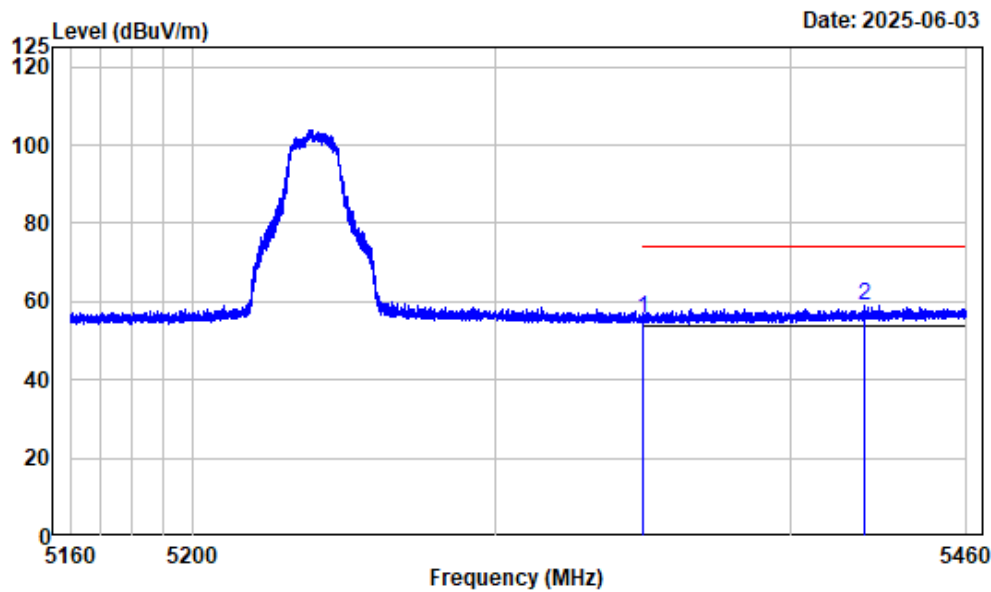
Left Band edge\_Vertical\_Average\_802.11a\_5180MHz



Condition : Vertical  
Project No. : 2501P42038E-RF  
Tester : Visen Wu  
Spectrum setting: Average reading: RBW:1MHz VBW:100Hz Detector:Peak  
Note : 5GWiFi\_B1\_A\_ANT0&ANT1\_5180

		Read		Limit	Over	Remark
Freq Factor		Level	Level	Line	Limit	
MHz	dB/m	dBuV	dBuV/m	dBuV/m	dB	
1	5148.614	-7.46	51.85	44.39	54.00	-9.61 Average
2	5150.000	-7.46	51.79	44.33	54.00	-9.67 Average

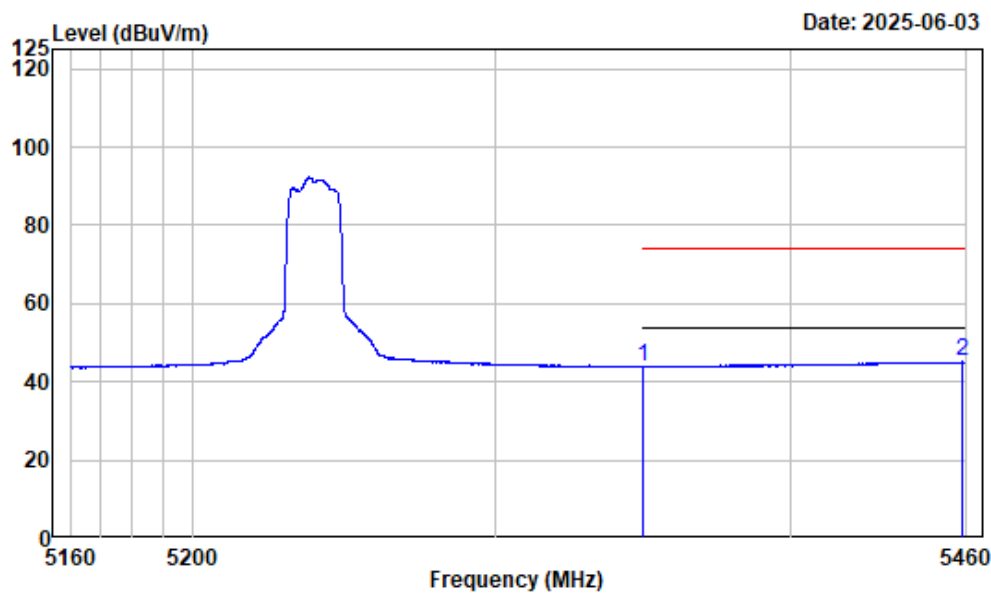
Right Band edge\_Horizontal\_Peak\_802.11a\_5240MHz



Condition : Horizontal  
Project No. : 2501P42038E-RF  
Tester : Visen Wu  
Spectrum setting: Peak reading: RBW:1MHz VBW:3MHz Detector:Peak  
Note : 5GWiFi\_B1\_A\_ANT0&ANT1\_5240

		Read		Limit	Over	Remark
Freq Factor		Level	Level	Line	Limit	
MHz	dB/m	dBuV	dBuV/m	dBuV/m	dB	
1 5350.000	-6.74	62.26	55.52	74.00	-18.48	Peak
2 5424.933	-6.46	65.48	59.02	74.00	-14.98	Peak

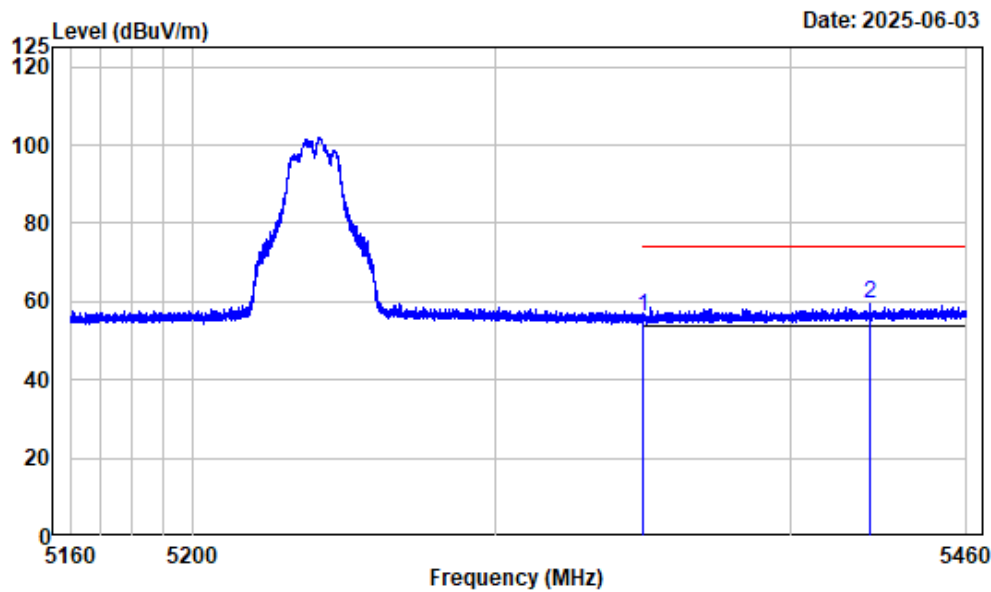
Right Band edge\_Horizontal\_Average\_802.11a\_5240MHz



Condition : Horizontal  
Project No. : 2501P42038E-RF  
Tester : Visen Wu  
Spectrum setting: Average reading: RBW:1MHz VBW:100Hz Detector:Peak  
Note : 5GWiFi\_B1\_A\_ANT0&ANT1\_5240

		Read		Limit	Over	Remark
Freq	Factor	Level	Level	Line	Limit	
MHz	dB/m	dBuV	dBuV/m	dBuV/m	dB	
1 5350.000	-6.74	50.56	43.82	54.00	-10.18	Average
2 5458.837	-6.29	51.35	45.06	54.00	-8.94	Average

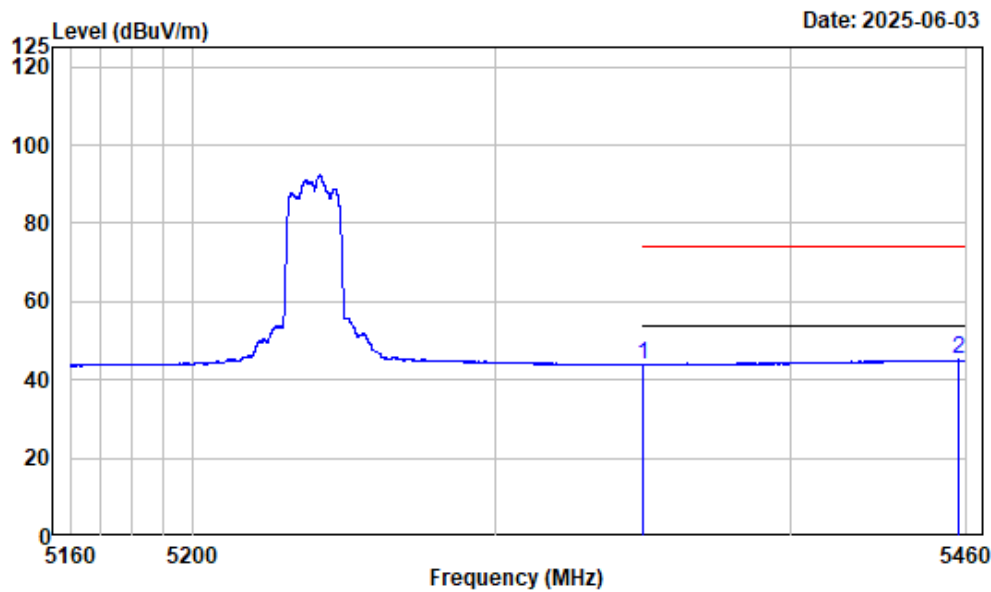
Right Band edge\_Vertical\_Peak\_802.11a\_5240MHz



Condition : Vertical  
Project No. : 2501P42038E-RF  
Tester : Visen Wu  
Spectrum setting: Peak reading: RBW:1MHz VBW:3MHz Detector:Peak  
Note : 5GWiFi\_B1\_A\_ANT0&ANT1\_5240

		Read		Limit	Over	Remark
Freq Factor		Level	Level	Line	Limit	
MHz	dB/m	dBuV	dBuV/m	dBuV/m	dB	
1 5350.000	-6.74	62.86	56.12	74.00	-17.88	Peak
2 5426.958	-6.45	65.68	59.23	74.00	-14.77	Peak

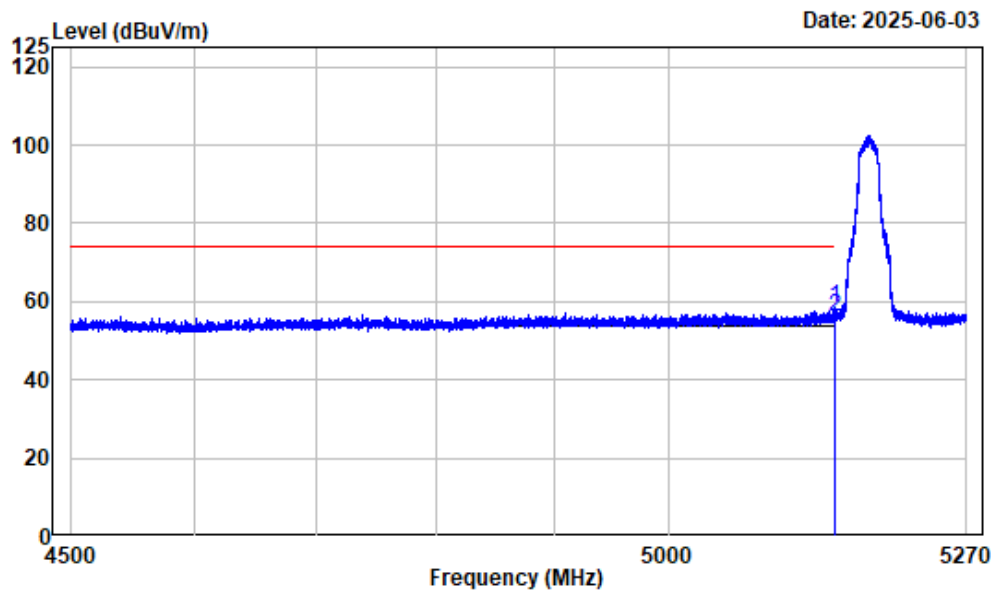
Right Band edge\_Vertical\_Average\_802.11a\_5240MHz



Condition : Vertical  
Project No. : 2501P42038E-RF  
Tester : Visen Wu  
Spectrum setting: Average reading: RBW:1MHz VBW:100Hz Detector:Peak  
Note : 5GWiFi\_B1\_A\_ANT0&ANT1\_5240

		Read		Limit	Over	Remark
Freq	Factor	Level	Level	Line	Limit	
MHz	dB/m	dBuV	dBuV/m	dBuV/m	dB	
1 5350.000	-6.74	50.52	43.78	54.00	-10.22	Average
2 5457.187	-6.31	51.41	45.10	54.00	-8.90	Average

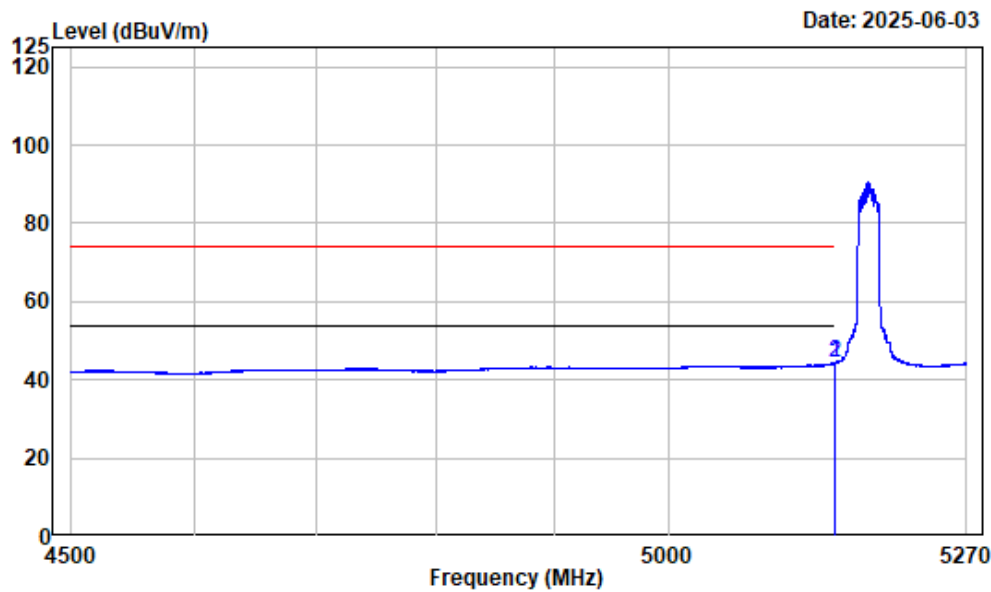
Left Band edge\_Horizontal\_Peak\_802.11ac-VHT20\_5180MHz



Condition : Horizontal  
Project No. : 2501P42038E-RF  
Tester : Visen Wu  
Spectrum setting: Peak reading: RBW:1MHz VBW:3MHz Detector:Peak  
Note : 5GWiFi\_B1\_AC20\_ANT0&ANT1\_5180

		Read		Limit	Over	Remark
Freq Factor		Level	Level	Line	Limit	
MHz	dB/m	dBuV	dBuV/m	dBuV/m	dB	
1	5148.999	-7.46	65.72	58.26	74.00	-15.74 Peak
2	5150.000	-7.46	63.36	55.90	74.00	-18.10 Peak

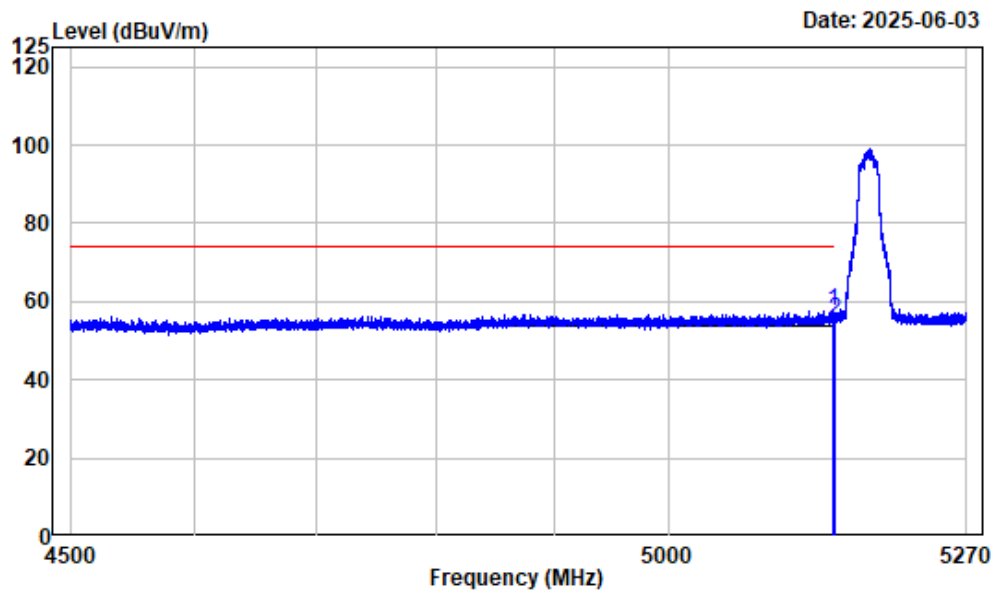
Left Band edge\_Horizontal\_Average\_802.11ac-VHT20\_5180MHz



Condition : Horizontal  
Project No. : 2501P42038E-RF  
Tester : Visen Wu  
Spectrum setting: Average reading: RBW:1MHz VBW:100Hz Detector:Peak  
Note : 5GWiFi\_B1\_AC20\_ANT0&ANT1\_5180

		Read		Limit	Over	Remark
Freq Factor		Level	Level	Line	Limit	
MHz	dB/m	dBuV	dBuV/m	dBuV/m	dB	
1	5148.710	-7.46	51.80	44.34	54.00	-9.66 Average
2	5150.000	-7.46	51.72	44.26	54.00	-9.74 Average

Left Band edge\_Vertical\_Peak\_802.11ac-VHT20\_5180MHz

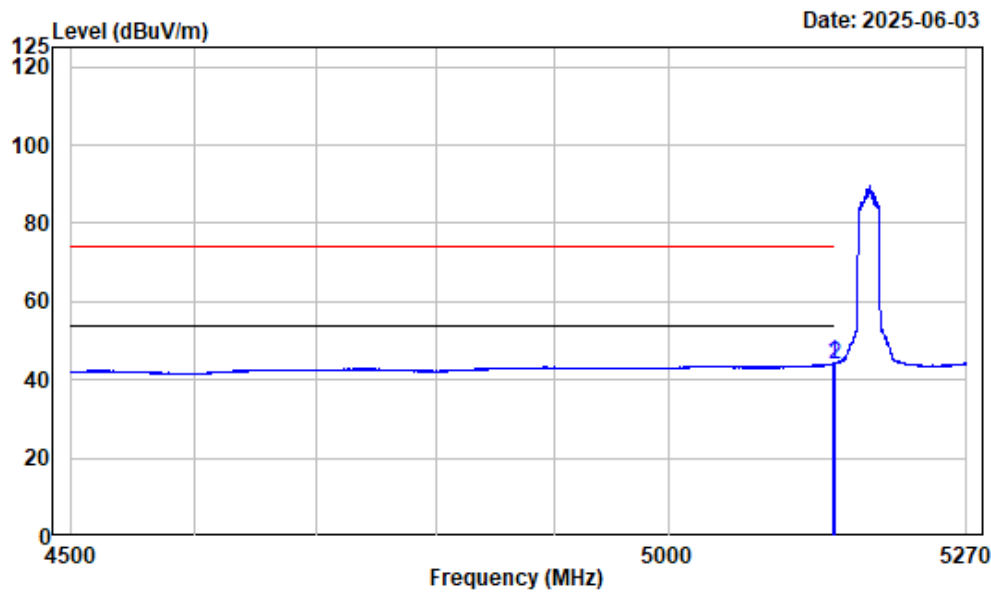


Condition : Vertical  
Project No. : 2501P42038E-RF  
Tester : Visen Wu  
Spectrum setting: Peak reading: RBW:1MHz VBW:3MHz Detector:Peak  
Note : 5GWiFi\_B1\_AC20\_ANT0&ANT1\_5180

		Read		Limit	Over	Remark
Freq Factor		Level	Level	Line	Limit	
MHz	dB/m	dBuV	dBuV/m	dBuV/m	dB	
1 5147.458	-7.46	65.00	57.54	74.00	-16.46	Peak
2 5150.000	-7.46	62.66	55.20	74.00	-18.80	Peak



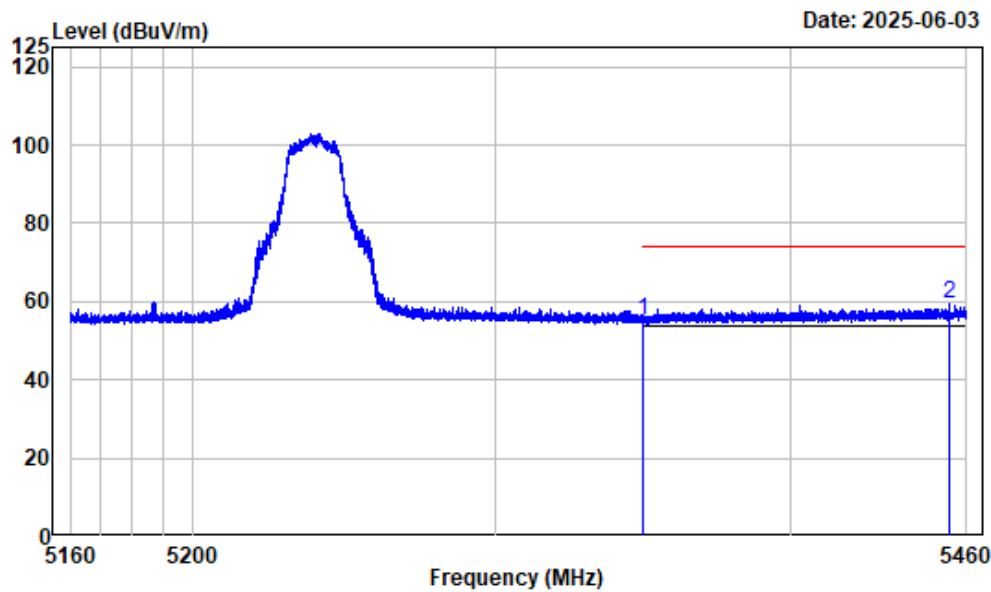
Left Band edge\_Vertical\_Average\_802.11ac-VHT20\_5180MHz



Condition : Vertical  
Project No. : 2501P42038E-RF  
Tester : Visen Wu  
Spectrum setting: Average reading: RBW:1MHz VBW:100Hz Detector:Peak  
Note : 5GWiFi\_B1\_AC20\_ANT0&ANT1\_5180

		Read		Limit	Over	Remark
Freq Factor		Level	Level	Line	Limit	
MHz	dB/m	dBuV	dBuV/m	dBuV/m	dB	
1	5148.325	-7.46	51.62	44.16	54.00	-9.84 Average
2	5150.000	-7.46	51.51	44.05	54.00	-9.95 Average

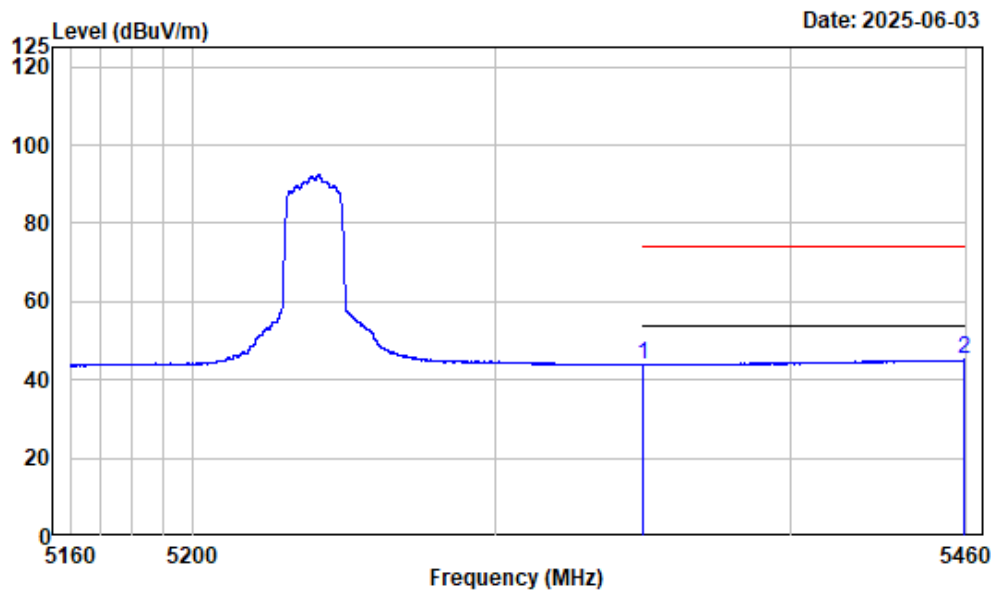
Right Band edge\_Horizontal\_Peak\_802.11ac-VHT20\_5240MHz



Condition : Horizontal  
Project No. : 2501P42038E-RF  
Tester : Visen Wu  
Spectrum setting: Peak reading: RBW:1MHz VBW:3MHz Detector:Peak  
Note : 5GWiFi\_B1\_AC20\_ANT0&ANT1\_5240

		Read		Limit	Over	Remark
Freq Factor		Level	Level	Line	Limit	
MHz	dB/m	dBuV	dBuV/m	dBuV/m	dB	
1 5350.000	-6.74	61.99	55.25	74.00	-18.75	Peak
2 5453.924	-6.31	65.79	59.48	74.00	-14.52	Peak

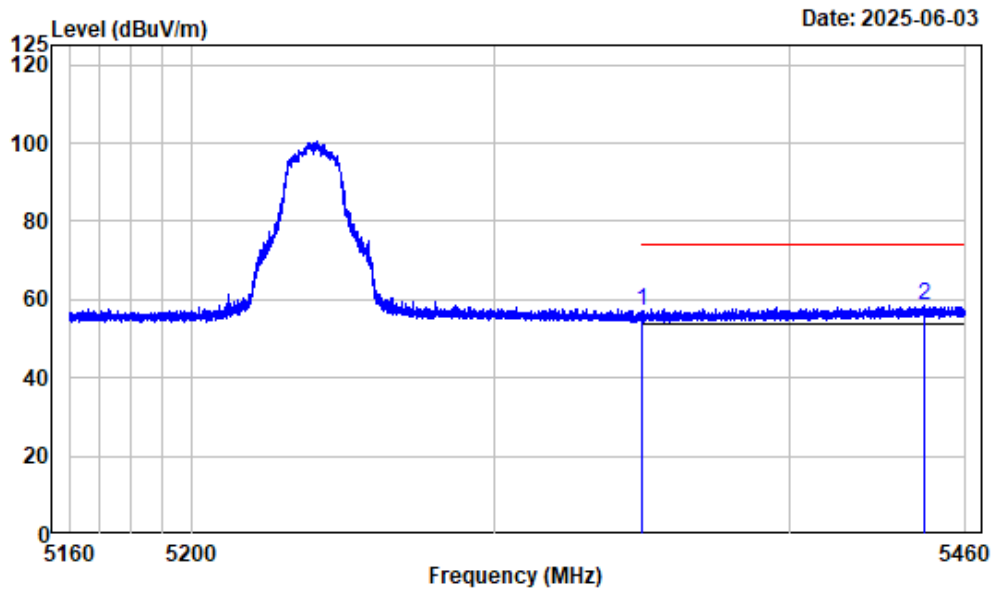
Right Band edge\_Horizontal\_Average\_802.11ac-VHT20\_5240MHz



Condition : Horizontal  
Project No. : 2501P42038E-RF  
Tester : Visen Wu  
Spectrum setting: Average reading: RBW:1MHz VBW:100Hz Detector:Peak  
Note : 5GWiFi\_B1\_AC20\_ANT0&ANT1\_5240

		Read		Limit	Over	Remark
Freq	Factor	Level	Level	Line	Limit	
MHz	dB/m	dBuV	dBuV/m	dBuV/m	dB	
1 5350.000	-6.74	50.47	43.73	54.00	-10.27	Average
2 5459.025	-6.29	51.34	45.05	54.00	-8.95	Average

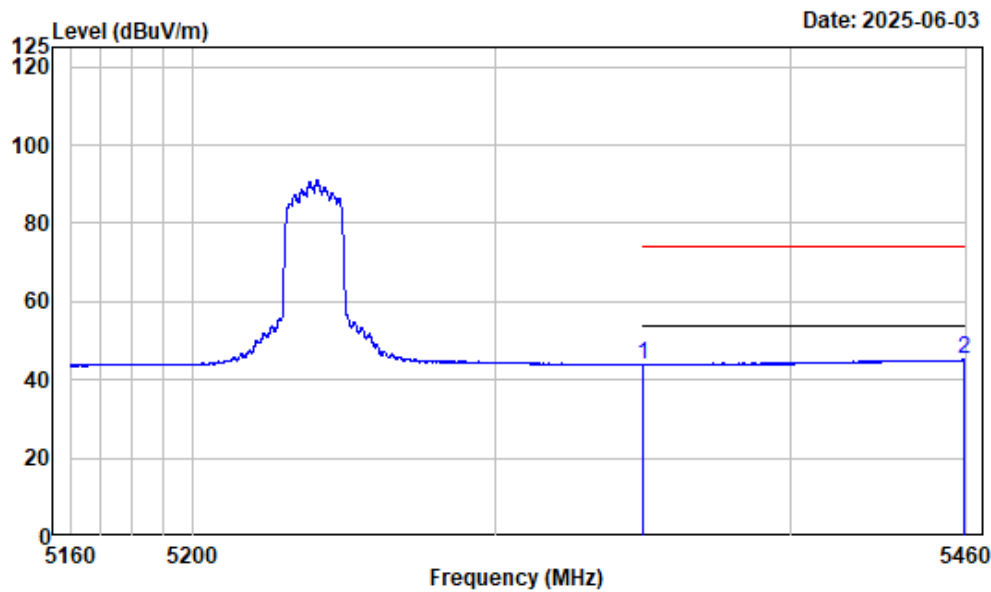
Right Band edge\_Vertical\_Peak\_802.11ac-VHT20\_5240MHz



Condition : Vertical  
 Project No. : 2501P42038E-RF  
 Tester : Visen Wu  
 Spectrum setting: Peak reading: RBW:1MHz VBW:3MHz Detector:Peak  
 Note : 5GWiFi\_B1\_AC20\_ANT0&ANT1\_5240

		Read		Limit	Over	Remark
Freq Factor		Level	Level	Line	Limit	
MHz	dB/m	dBuV	dBuV/m	dBuV/m	dB	
1 5350.000	-6.74	64.01	57.27	74.00	-16.73	Peak
2 5445.786	-6.35	64.73	58.38	74.00	-15.62	Peak

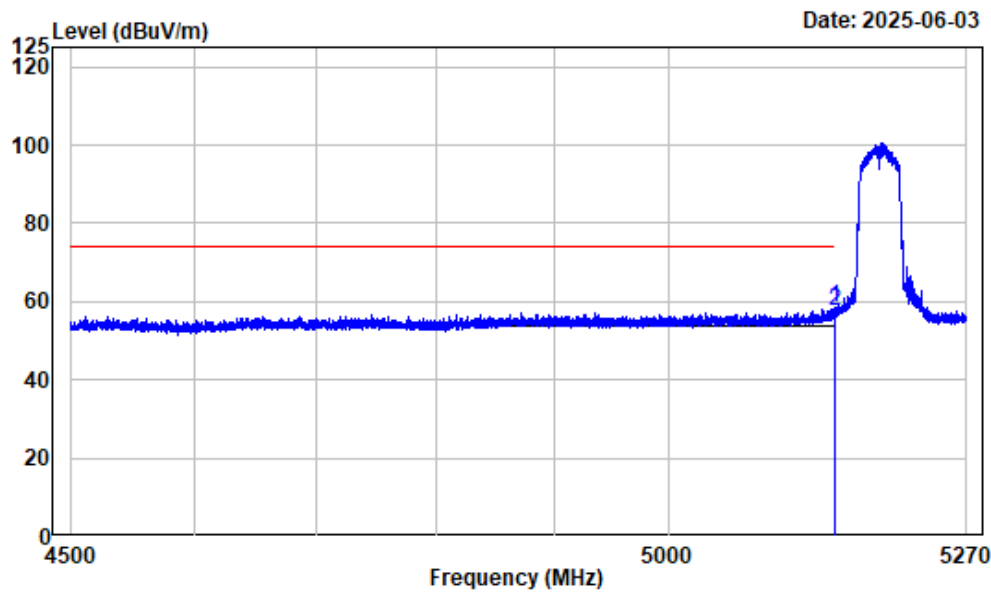
Right Band edge\_Vertical\_Average\_802.11ac-VHT20\_5240MHz



Condition : Vertical  
Project No. : 2501P42038E-RF  
Tester : Visen Wu  
Spectrum setting: Average reading: RBW:1MHz VBW:100Hz Detector:Peak  
Note : 5GWiFi\_B1\_AC20\_ANT0&ANT1\_5240

		Read		Limit	Over	Remark
Freq	Factor	Level	Level	Line	Limit	
MHz	dB/m	dBuV	dBuV/m	dBuV/m	dB	
1 5350.000	-6.74	50.51	43.77	54.00	-10.23	Average
2 5458.913	-6.29	51.35	45.06	54.00	-8.94	Average

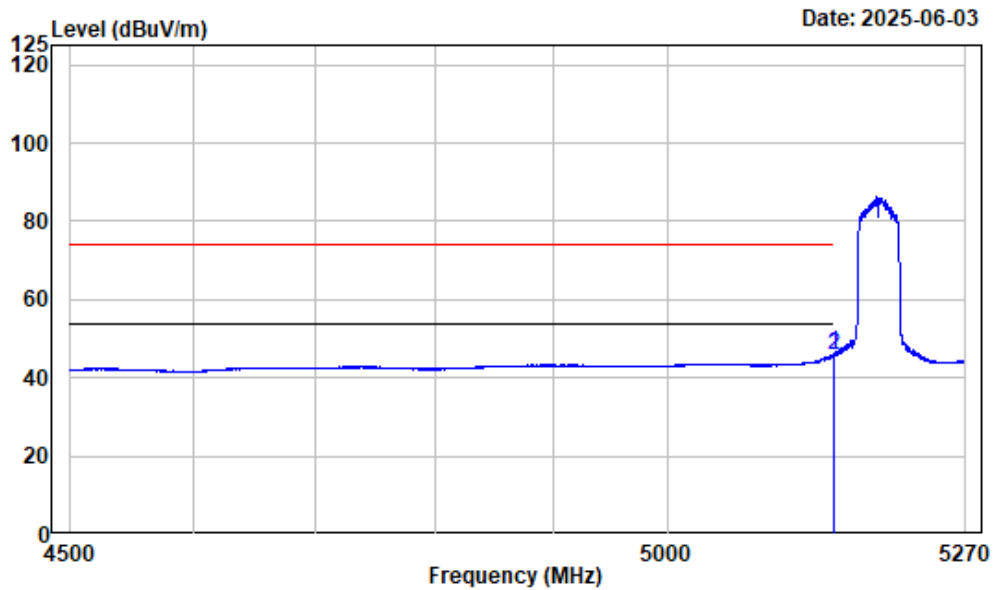
Left Band edge\_Horizontal\_Peak\_802.11ac-VHT40\_5190MHz



Condition : Horizontal  
Project No. : 2501P42038E-RF  
Tester : Visen Wu  
Spectrum setting: Peak reading: RBW:1MHz VBW:3MHz Detector:Peak  
Note : 5GWiFi\_B1\_AC40\_ANT0&ANT1\_5190

		Read		Limit	Over	Remark
Freq Factor		Level	Level	Line	Limit	
MHz	dB/m	dBuV	dBuV/m	dBuV/m	dB	
1	5148.614	-7.46	66.11	58.65	74.00	-15.35 Peak
2	5150.000	-7.46	64.92	57.46	74.00	-16.54 Peak

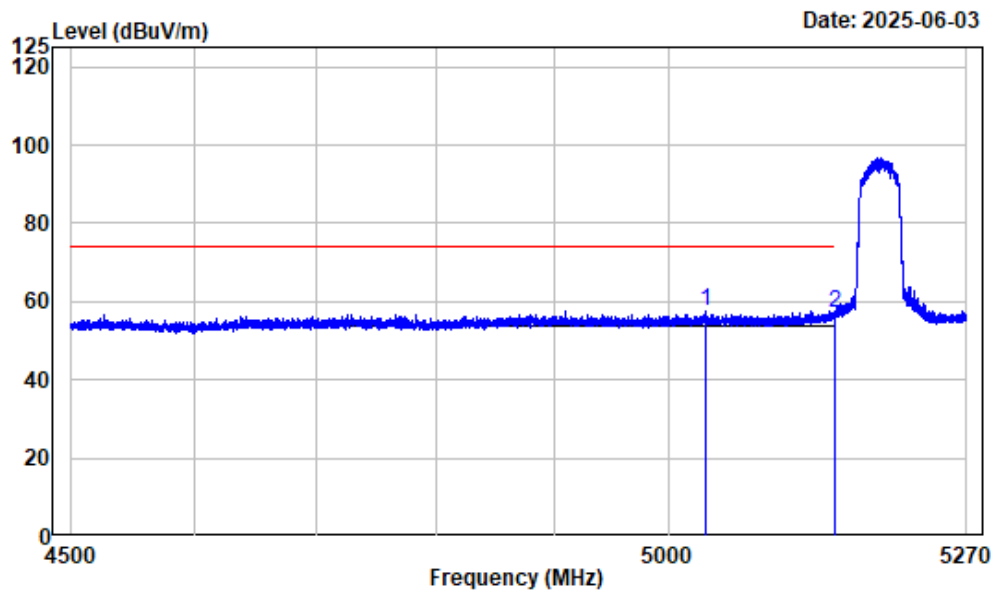
Left Band edge\_Horizontal\_Average\_802.11ac-VHT40\_5190MHz



Condition : Horizontal  
 Project No. : 2501P42038E-RF  
 Tester : Visen Wu  
 Spectrum setting: Average reading: RBW:1MHz VBW:100Hz Detector:Peak  
 Note : 5GWiFi\_B1\_AC40\_ANT0&ANT1\_5190

	Freq	Factor	Read Level	Level	Limit Line	Over Limit	Remark
	MHz	dB/m	dBuV	dBuV/m	dBuV/m	dB	
1	5148.999	-7.46	53.73	46.27	54.00	-7.73	Average
2	5150.000	-7.46	53.12	45.66	54.00	-8.34	Average

Left Band edge\_Vertical\_Peak\_802.11ac-VHT40\_5190MHz

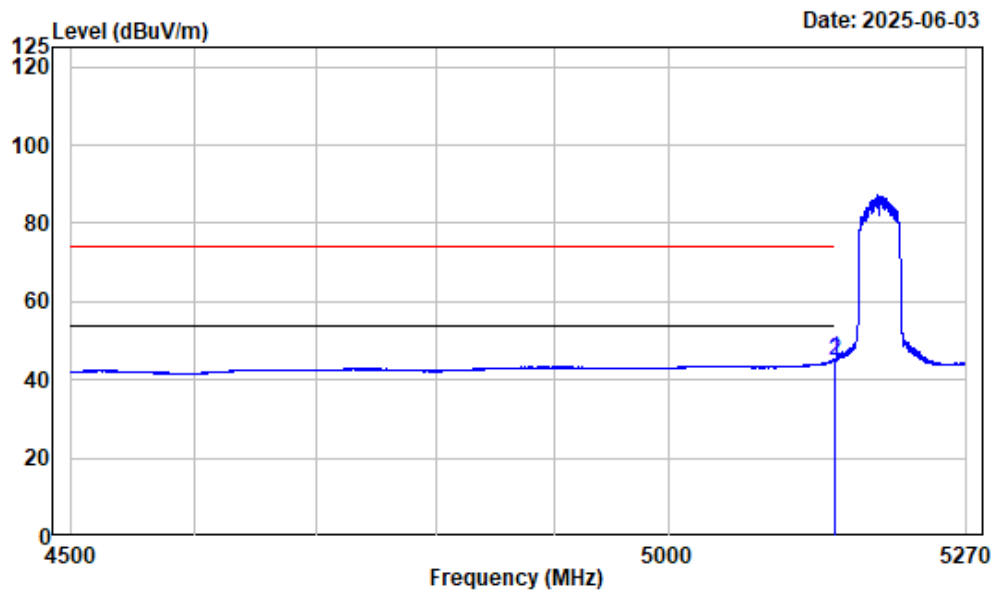


Condition : Vertical  
Project No. : 2501P42038E-RF  
Tester : Visen Wu  
Spectrum setting: Peak reading: RBW:1MHz VBW:3MHz Detector:Peak  
Note : 5GWiFi\_B1\_AC40\_ANT0&ANT1\_5190

		Read		Limit	Over	Remark
Freq Factor		Level	Level	Line	Limit	
MHz	dB/m	dBuV	dBuV/m	dBuV/m	dB	
1	5033.099	-7.32	65.03	57.71	74.00	-16.29 Peak
2	5150.000	-7.46	64.63	57.17	74.00	-16.83 Peak



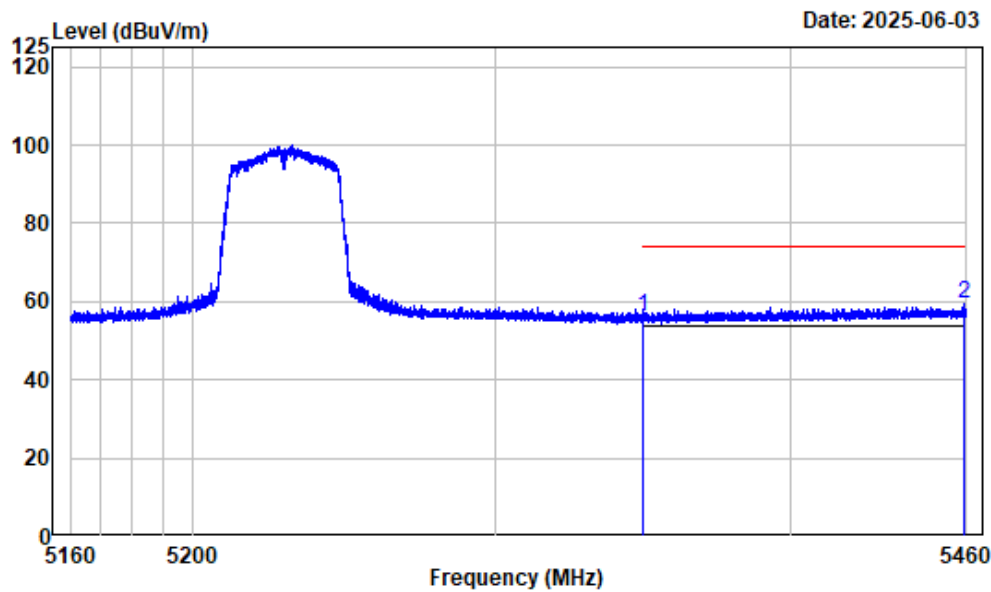
Left Band edge\_Vertical\_Average\_802.11ac-VHT40\_5190MHz



Condition : Vertical  
Project No. : 2501P42038E-RF  
Tester : Visen Wu  
Spectrum setting: Average reading: RBW:1MHz VBW:100Hz Detector:Peak  
Note : 5GWiFi\_B1\_AC40\_ANT0&ANT1\_5190

		Read		Limit	Over	Remark
Freq Factor		Level	Level	Line	Limit	
MHz	dB/m	dBuV	dBuV/m	dBuV/m	dB	
1	5148.614	-7.46	52.92	45.46	54.00	-8.54 Average
2	5150.000	-7.46	52.46	45.00	54.00	-9.00 Average

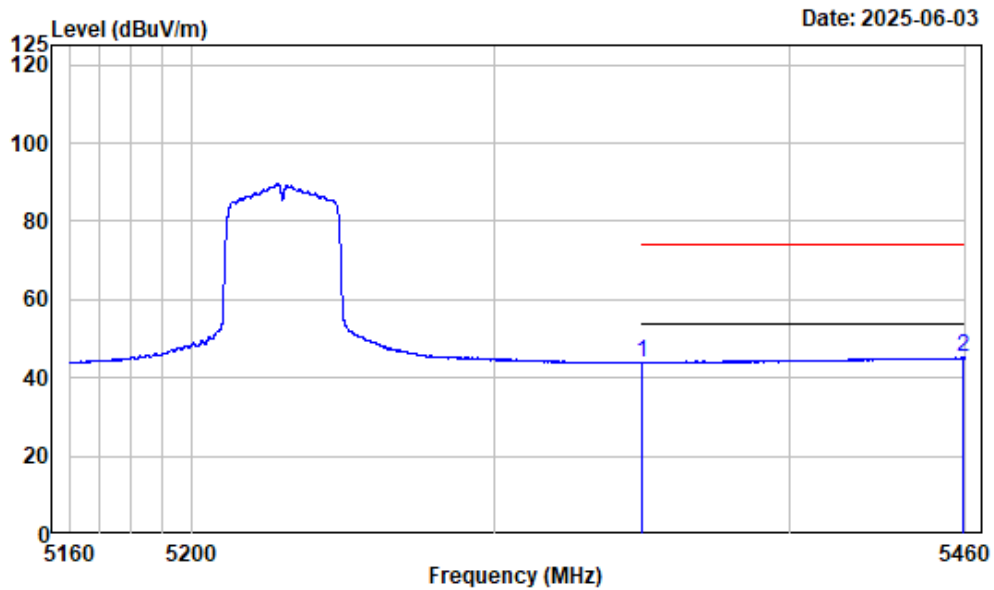
Right Band edge\_Horizontal\_Peak\_802.11ac-VHT40\_5230MHz



Condition : Horizontal  
Project No. : 2501P42038E-RF  
Tester : Visen Wu  
Spectrum setting: Peak reading: RBW:1MHz VBW:3MHz Detector:Peak  
Note : 5GWiFi\_B1\_AC40\_ANT0&ANT1\_5230

		Read		Limit	Over	Remark
Freq Factor		Level	Level	Line	Limit	
MHz	dB/m	dBuV	dBuV/m	dBuV/m	dB	
1 5350.000	-6.74	62.99	56.25	74.00	-17.75	Peak
2 5459.362	-6.29	65.64	59.35	74.00	-14.65	Peak

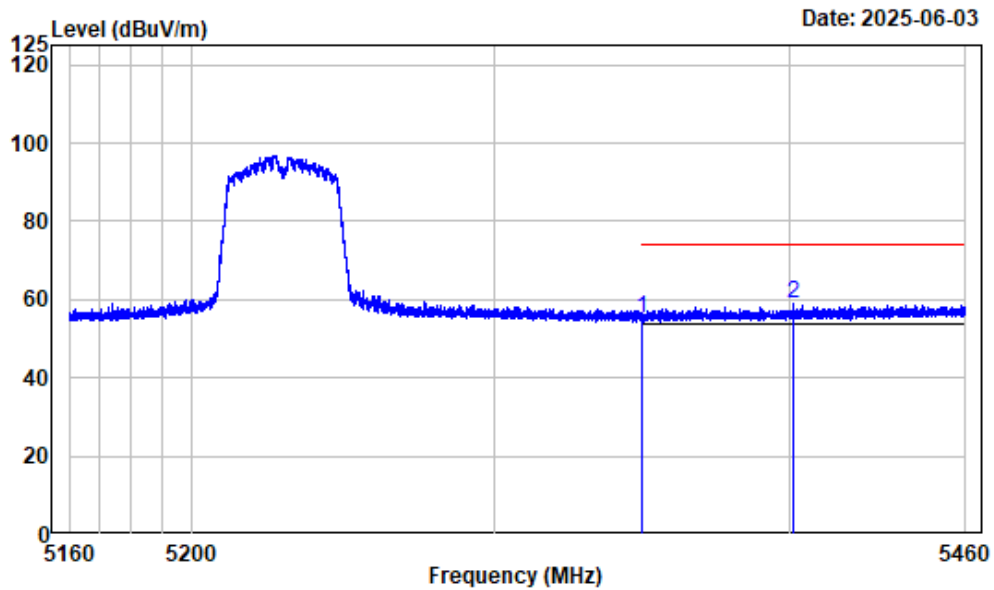
Right Band edge\_Horizontal\_Average\_802.11ac-VHT40\_5230MHz



Condition : Horizontal  
 Project No. : 2501P42038E-RF  
 Tester : Visen Wu  
 Spectrum setting: Average reading: RBW:1MHz VBW:100Hz Detector:Peak  
 Note : 5GWiFi\_B1\_AC40\_ANT0&ANT1\_5230

		Read		Limit	Over	Remark
Freq	Factor	Level	Level	Line	Limit	
MHz	dB/m	dBuV	dBuV/m	dBuV/m	dB	
1 5350.000	-6.74	50.61	43.87	54.00	-10.13	Average
2 5458.950	-6.29	51.37	45.08	54.00	-8.92	Average

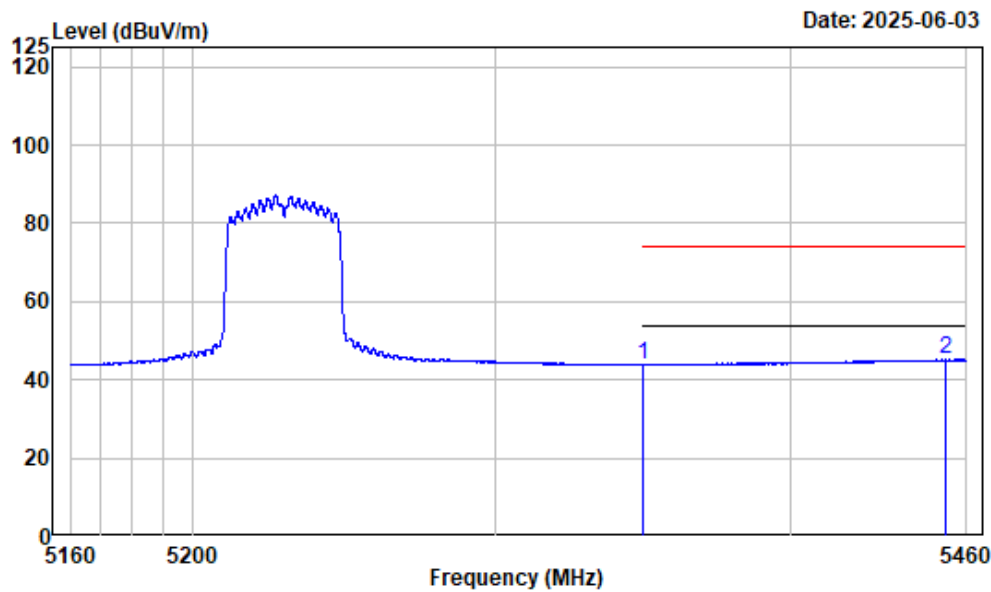
Right Band edge\_Vertical\_Peak\_802.11ac-VHT40\_5230MHz



Condition : Vertical  
 Project No. : 2501P42038E-RF  
 Tester : Visen Wu  
 Spectrum setting: Peak reading: RBW:1MHz VBW:3MHz Detector:Peak  
 Note : 5GWiFi\_B1\_AC40\_ANT0&ANT1\_5230

		Read		Limit	Over	Remark
Freq Factor		Level	Level	Line	Limit	
MHz	dB/m	dBuV	dBuV/m	dBuV/m	dB	
1 5350.000	-6.74	61.85	55.11	74.00	-18.89	Peak
2 5400.968	-6.59	65.43	58.84	74.00	-15.16	Peak

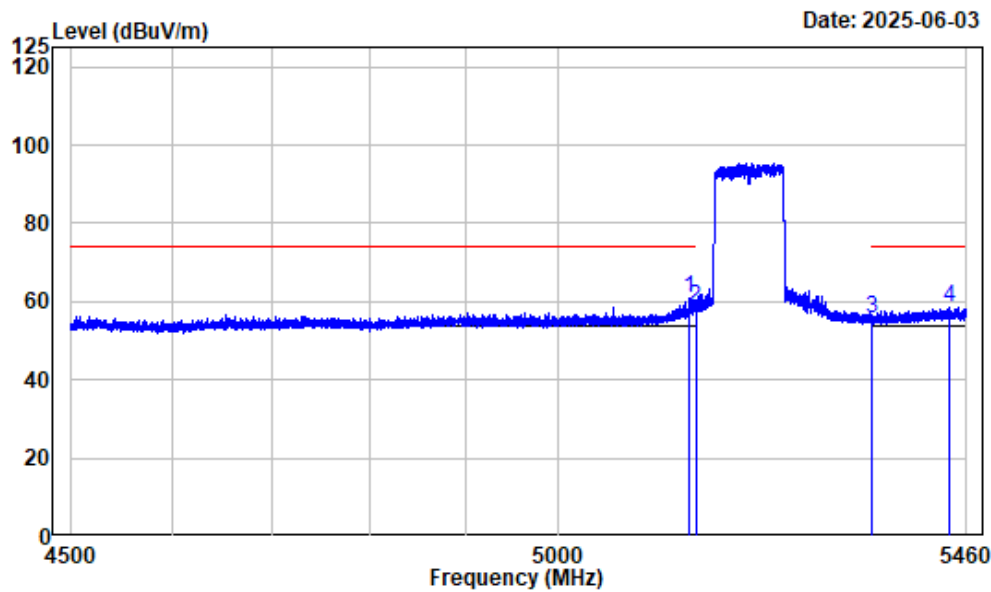
Right Band edge\_Vertical\_Average\_802.11ac-VHT40\_5230MHz



Condition : Vertical  
Project No. : 2501P42038E-RF  
Tester : Visen Wu  
Spectrum setting: Average reading: RBW:1MHz VBW:100Hz Detector:Peak  
Note : 5GWiFi\_B1\_AC40\_ANT0&ANT1\_5230

		Read		Limit	Over	Remark
Freq	Factor	Level	Level	Line	Limit	
MHz	dB/m	dBuV	dBuV/m	dBuV/m	dB	
1 5350.000	-6.74	50.53	43.79	54.00	-10.21	Average
2 5453.099	-6.31	51.42	45.11	54.00	-8.89	Average

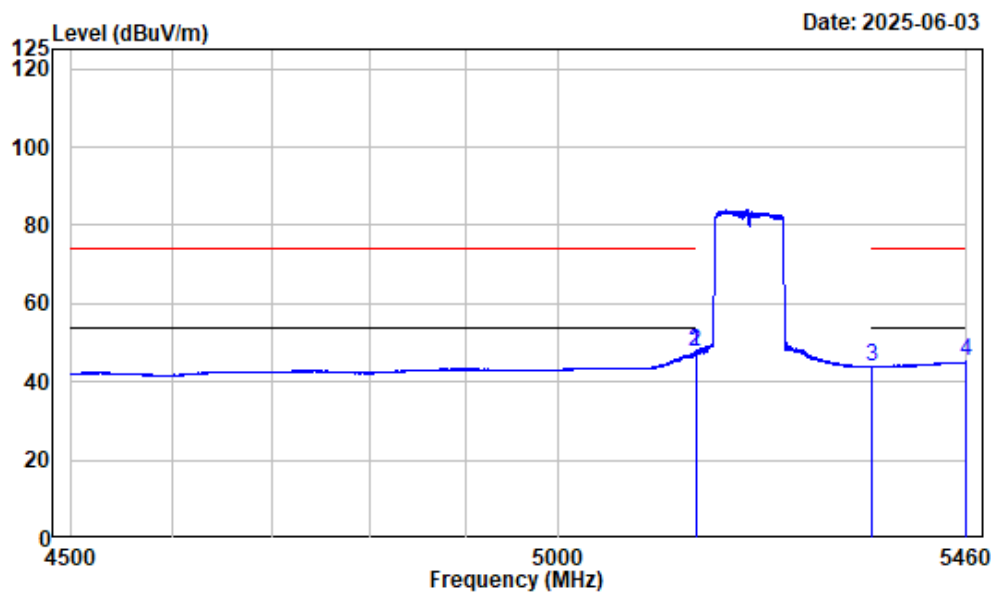
Band edge\_Horizontal\_Peak\_802.11ac-VHT80\_5210MHz



Condition : Horizontal  
Project No. : 2501P42038E-RF  
Tester : Visen Wu  
Spectrum setting: Peak reading: RBW:1MHz VBW:3MHz Detector:Peak  
Note : 5GWiFi\_B1\_AC80\_ANT0&ANT1\_5210

		Read		Limit	Over	Remark
Freq		Level	Level	Line	Limit	
MHz	dB/m	dBuV	dBuV/m	dBuV/m	dB	
1 5142.680	-7.46	68.35	60.89	74.00	-13.11	Peak
2 5150.000	-7.46	65.95	58.49	74.00	-15.51	Peak
3 5350.000	-6.74	62.49	55.75	74.00	-18.25	Peak
4 5439.598	-6.38	65.03	58.65	74.00	-15.35	Peak

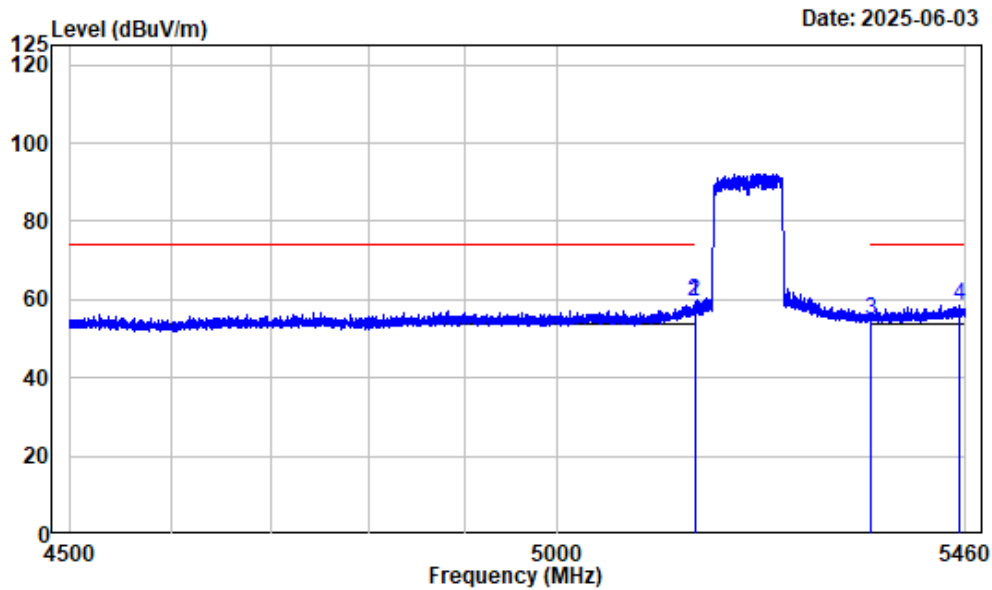
Band edge\_Horizontal\_Average\_802.11ac-VHT80\_5210MHz



Condition : Horizontal  
Project No. : 2501P42038E-RF  
Tester : Visen Wu  
Spectrum setting: Average reading: RBW:1MHz VBW:100Hz Detector:Peak  
Note : 5GWiFi\_B1\_AC80\_ANT0&ANT1\_5210

	Freq	Factor	Read Level	Level	Limit	Over Limit	Remark
	MHz	dB/m	dBuV	dBuV/m	dBuV/m	dB	
1	5150.000	-7.46	55.06	47.60	54.00	-6.40	Average
2	5150.000	-7.46	55.06	47.60	54.00	-6.40	Average
3	5350.000	-6.74	50.46	43.72	54.00	-10.28	Average
4	5459.400	-6.29	51.38	45.09	54.00	-8.91	Average

## Band edge\_Vertical\_Peak\_802.11ac-VHT80\_5210MHz

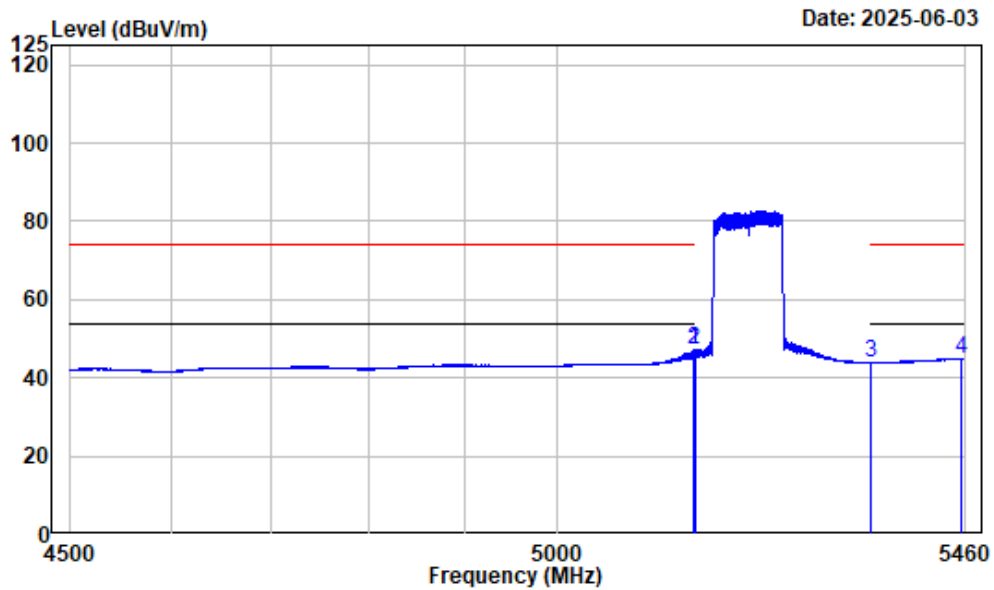


Condition : Vertical  
Project No. : 2501P42038E-RF  
Tester : Visen Wu  
Spectrum setting: Peak reading: RBW:1MHz VBW:3MHz Detector:Peak  
Note : 5GWiFi\_B1\_AC80\_ANT0&ANT1\_5210

	Freq	Factor	Read Level	Level	Limit Line	Over Limit	Remark
	MHz	dB/m	dBuV	dBuV/m	dBuV/m	dB	
1	5150.000	-7.46	67.08	59.62	74.00	-14.38	Peak
2	5150.000	-7.46	67.08	59.62	74.00	-14.38	Peak
3	5350.000	-6.74	61.52	54.78	74.00	-19.22	Peak
4	5452.559	-6.31	64.63	58.32	74.00	-15.68	Peak



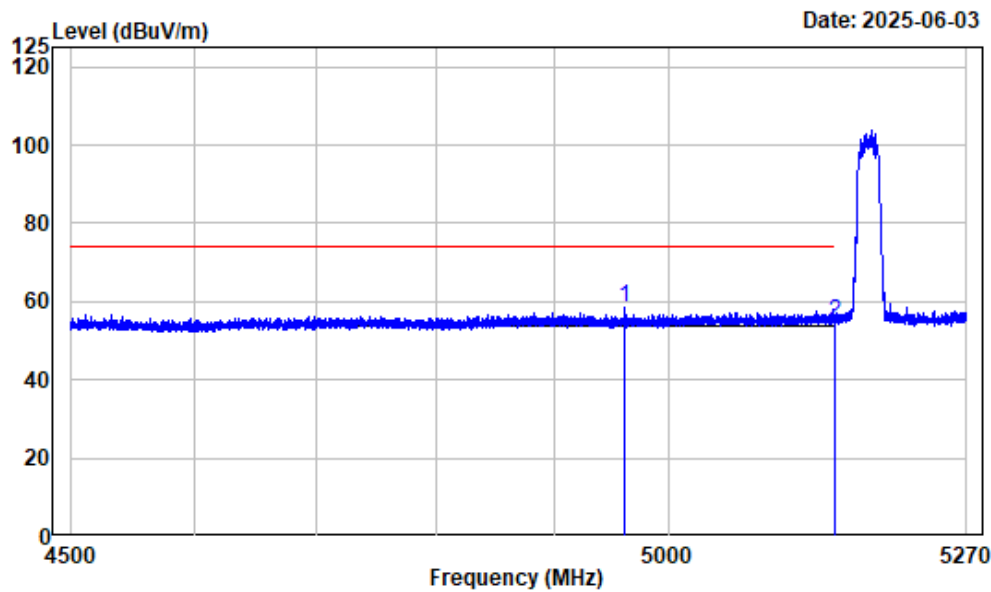
## Band edge\_Vertical\_Average\_802.11ac-VHT80\_5210MHz



Condition : Vertical  
Project No. : 2501P42038E-RF  
Tester : Visen Wu  
Spectrum setting: Average reading: RBW:1MHz VBW:100Hz Detector:Peak  
Note : 5GWiFi\_B1\_AC80\_ANT0&ANT1\_5210

	Freq	Factor	Read Level	Level	Limit Line	Over Limit	Remark
	MHz	dB/m	dBuV	dBuV/m	dBuV/m	dB	
1	5149.881	-7.46	54.60	47.14	54.00	-6.86	Average
2	5150.000	-7.46	54.41	46.95	54.00	-7.05	Average
3	5350.000	-6.74	50.57	43.83	54.00	-10.17	Average
4	5454.839	-6.31	51.33	45.02	54.00	-8.98	Average

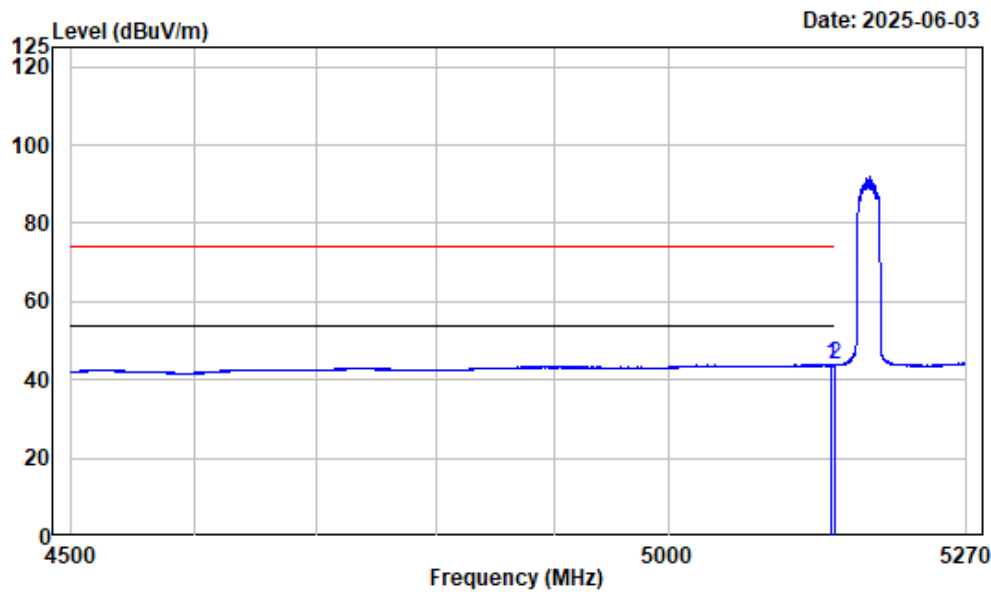
Left Band edge\_Horizontal\_Peak\_802.11ax-HE20\_5180MHz



Condition : Horizontal  
Project No. : 2501P42038E-RF  
Tester : Visen Wu  
Spectrum setting: Peak reading: RBW:1MHz VBW:3MHz Detector:Peak  
Note : 5GWiFi\_B1\_AX20\_ANT0&ANT1\_5180

Freq		Factor	Read Level	Level	Limit Line	Over Limit	Remark
MHz		dB/m	dBuV	dBuV/m	dBuV/m	dB	
1	4962.539	-7.55	65.83	58.28	74.00	-15.72	Peak
2	5150.000	-7.46	62.28	54.82	74.00	-19.18	Peak

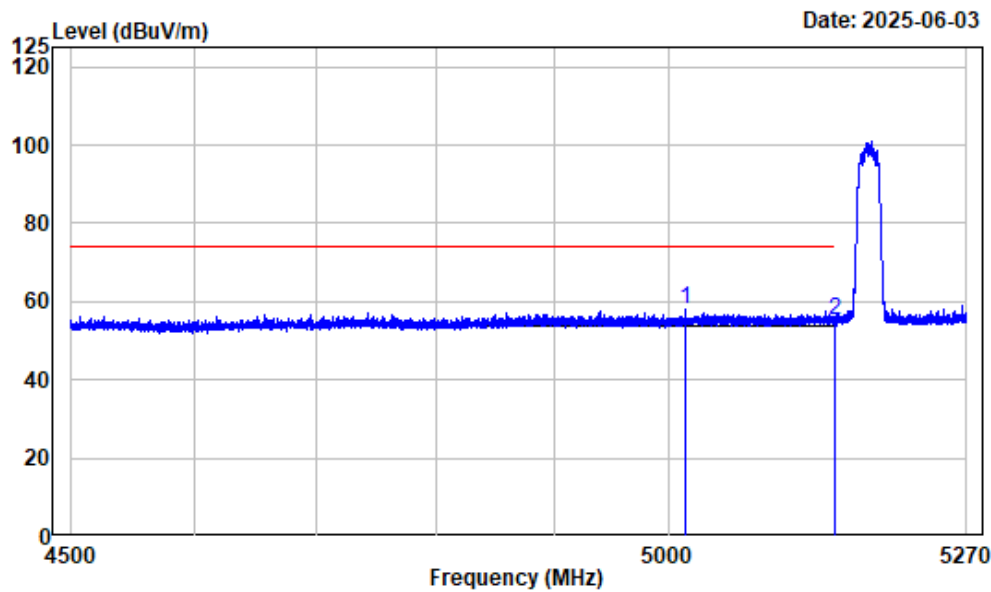
Left Band edge\_Horizontal\_Average\_802.11ax-HE20\_5180MHz



Condition : Horizontal  
Project No. : 2501P42038E-RF  
Tester : Visen Wu  
Spectrum setting: Average reading: RBW:1MHz VBW:100Hz Detector:Peak  
Note : 5GWiFi\_B1\_AX20\_ANT0&ANT1\_5180

		Read		Limit	Over	Remark
Freq Factor		Level	Level	Line	Limit	
MHz	dB/m	dBuV	dBuV/m	dBuV/m	dB	
1	5146.399	-7.46	51.31	43.85	54.00	-10.15 Average
2	5150.000	-7.46	51.29	43.83	54.00	-10.17 Average

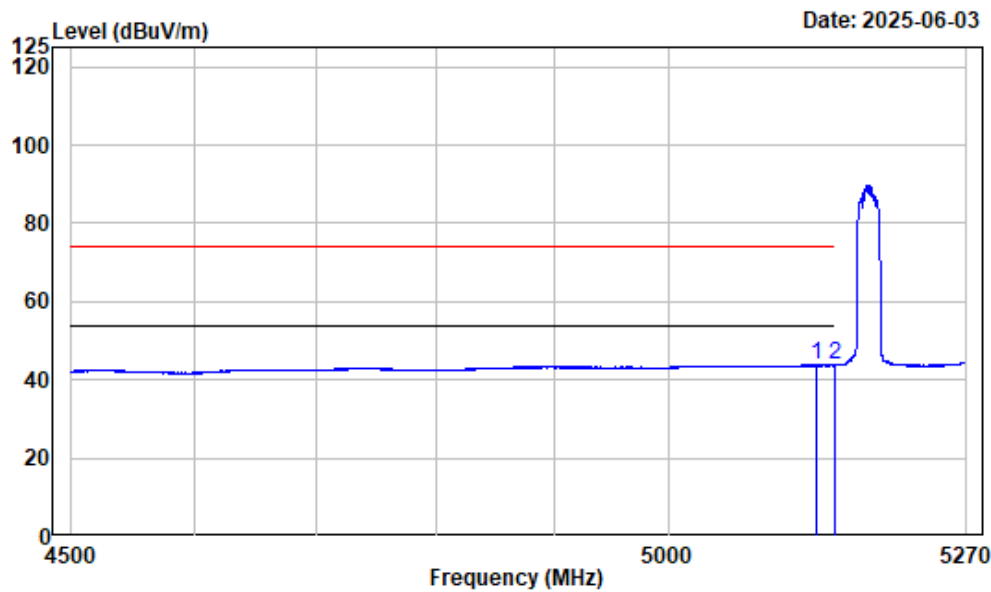
Left Band edge\_Vertical\_Peak\_802.11ax-HE20\_5180MHz



Condition : Vertical  
Project No. : 2501P42038E-RF  
Tester : Visen Wu  
Spectrum setting: Peak reading: RBW:1MHz VBW:3MHz Detector:Peak  
Note : 5GWiFi\_B1\_AX20\_ANT0&ANT1\_5180

		Read		Limit	Over	Remark
Freq		Level	Level	Line	Limit	
MHz	dB/m	dBuV	dBuV/m	dBuV/m	dB	
1 5015.580	-7.33	65.15	57.82	74.00	-16.18	Peak
2 5150.000	-7.46	62.43	54.97	74.00	-19.03	Peak

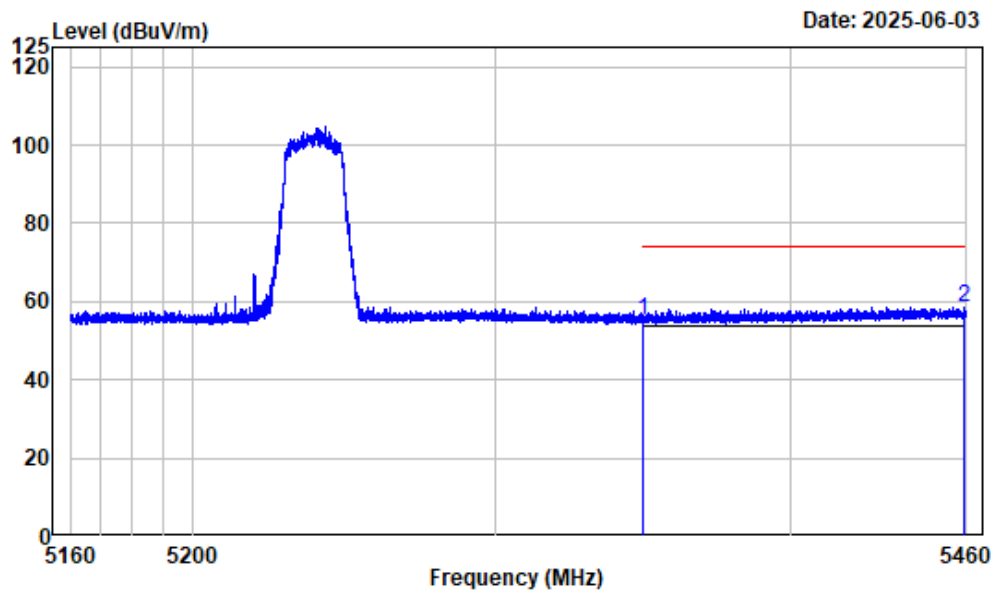
Left Band edge\_Vertical\_Average\_802.11ax-HE20\_5180MHz



Condition : Vertical  
Project No. : 2501P42038E-RF  
Tester : Visen Wu  
Spectrum setting: Average reading: RBW:1MHz VBW:100Hz Detector:Peak  
Note : 5GWiFi\_B1\_AX20\_ANT0&ANT1\_5180

		Read		Limit	Over	Remark
Freq	Factor	Level	Level	Line	Limit	
MHz	dB/m	dBuV	dBuV/m	dBuV/m	dB	
1	5132.827	-7.47	51.28	43.81	54.00	-10.19 Average
2	5150.000	-7.46	51.21	43.75	54.00	-10.25 Average

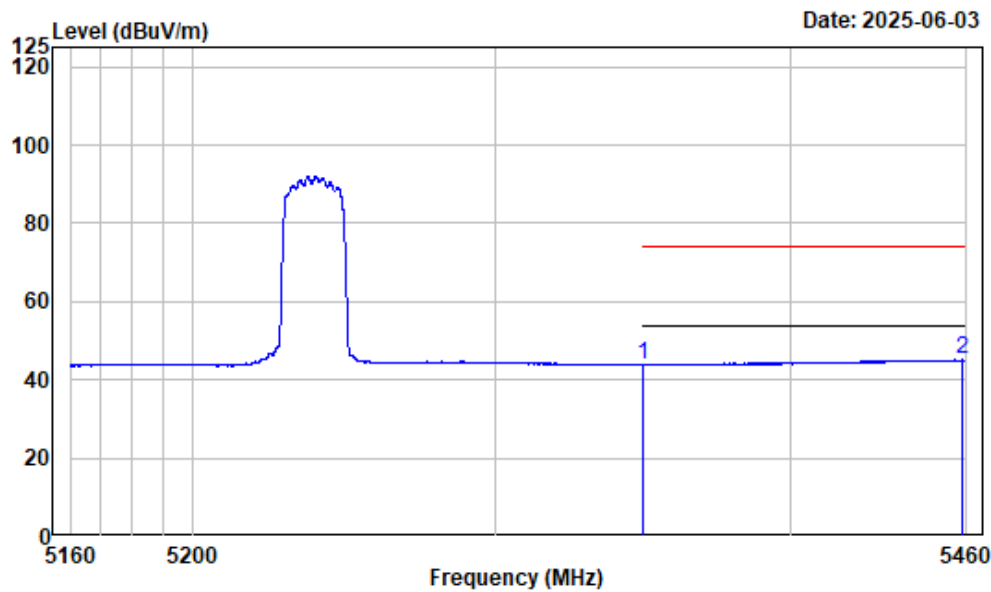
Right Band edge\_Horizontal\_Peak\_802.11ax-HE20\_5240MHz



Condition : Horizontal  
Project No. : 2501P42038E-RF  
Tester : Visen Wu  
Spectrum setting: Peak reading: RBW:1MHz VBW:3MHz Detector:Peak  
Note : 5GWiFi\_B1\_AX20\_ANT0&ANT1\_5240

		Read		Limit	Over	Remark
Freq Factor		Level	Level	Line	Limit	
MHz	dB/m	dBuV	dBuV/m	dBuV/m	dB	
1 5350.000	-6.74	61.87	55.13	74.00	-18.87	Peak
2 5459.063	-6.29	64.93	58.64	74.00	-15.36	Peak

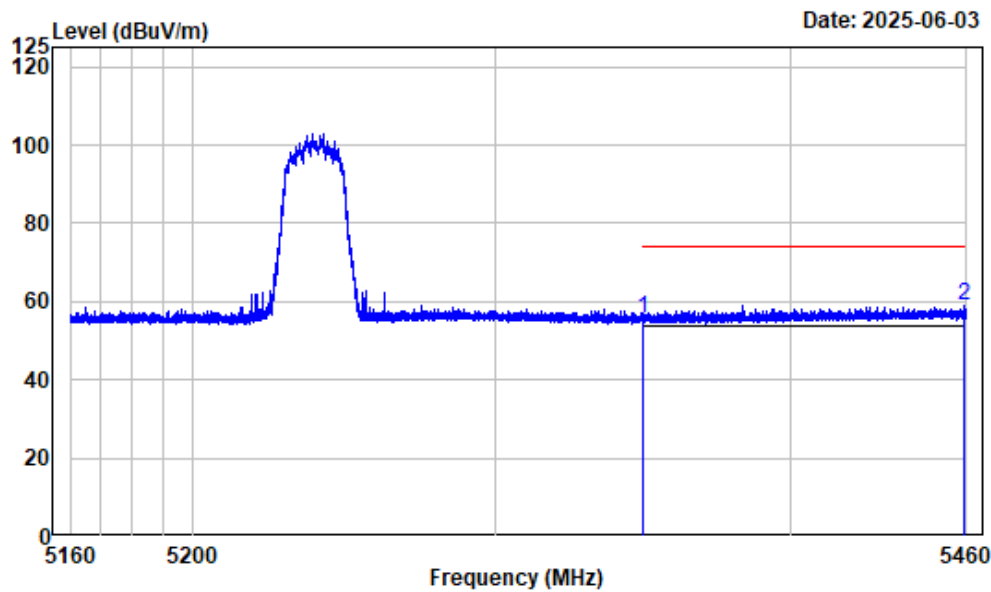
Right Band edge\_Horizontal\_Average\_802.11ax-HE20\_5240MHz



Condition : Horizontal  
Project No. : 2501P42038E-RF  
Tester : Visen Wu  
Spectrum setting: Average reading: RBW:1MHz VBW:100Hz Detector:Peak  
Note : 5GWiFi\_B1\_AX20\_ANT0&ANT1\_5240

		Read		Limit	Over	Remark
Freq	Factor	Level	Level	Line	Limit	
MHz	dB/m	dBuV	dBuV/m	dBuV/m	dB	
1 5350.000	-6.74	50.46	43.72	54.00	-10.28	Average
2 5458.500	-6.29	51.36	45.07	54.00	-8.93	Average

Right Band edge\_Veritical\_Peak\_802.11ax-HE20\_5240MHz

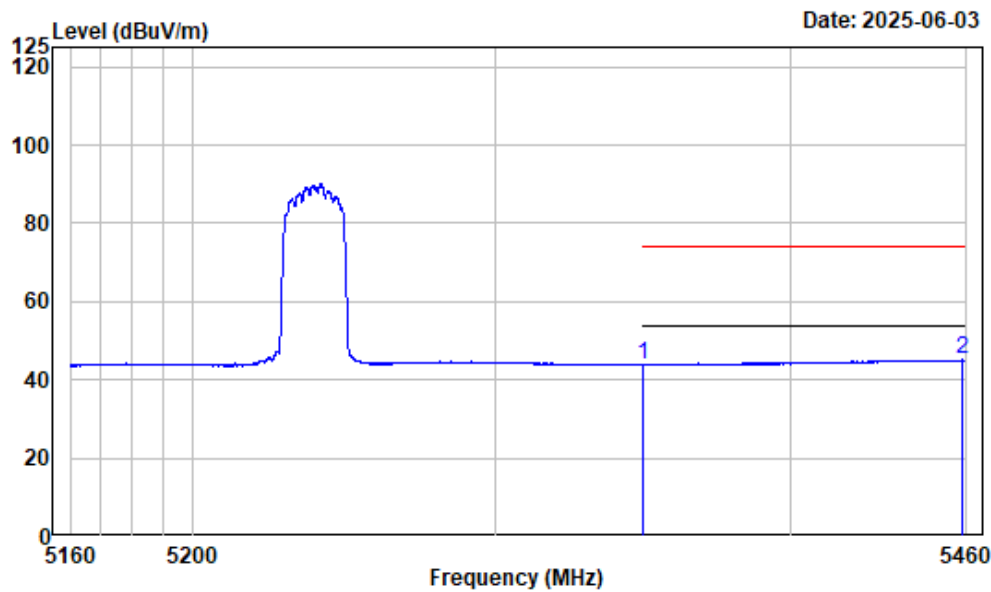


Condition : Vertical  
Project No. : 2501P42038E-RF  
Tester : Visen Wu  
Spectrum setting: Peak reading: RBW:1MHz VBW:3MHz Detector:Peak  
Note : 5GWiFi\_B1\_AX20\_ANT0&ANT1\_5240

		Read		Limit	Over	Remark
Freq Factor		Level	Level	Line	Limit	
MHz	dB/m	dBuV	dBuV/m	dBuV/m	dB	
1 5350.000	-6.74	62.56	55.82	74.00	-18.18	Peak
2 5459.362	-6.29	65.14	58.85	74.00	-15.15	Peak



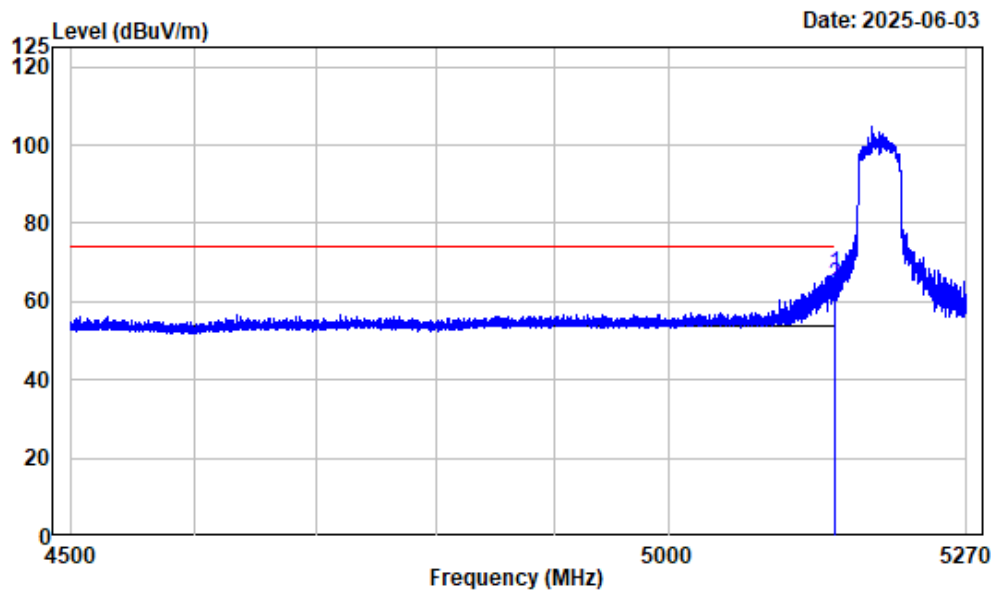
Right Band edge\_Vertical\_Average\_802.11ax-HE20\_5240MHz



Condition : Vertical  
Project No. : 2501P42038E-RF  
Tester : Visen Wu  
Spectrum setting: Average reading: RBW:1MHz VBW:100Hz Detector:Peak  
Note : 5GWiFi\_B1\_AX20\_ANT0&ANT1\_5240

		Read		Limit	Over	Remark
Freq	Factor	Level	Level	Line	Limit	
MHz	dB/m	dBuV	dBuV/m	dBuV/m	dB	
1 5350.000	-6.74	50.51	43.77	54.00	-10.23	Average
2 5458.837	-6.29	51.34	45.05	54.00	-8.95	Average

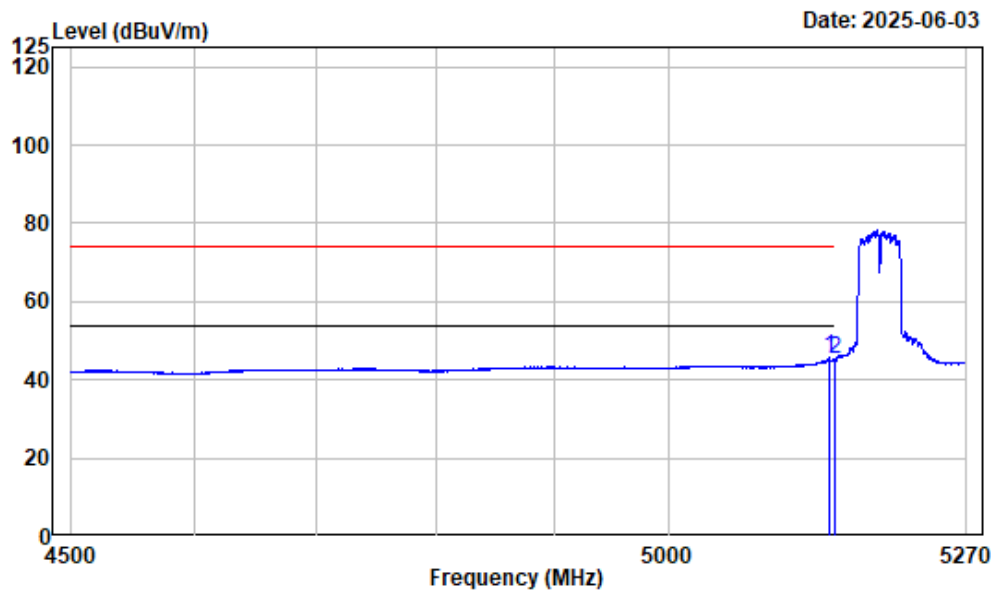
Left Band edge\_Horizontal\_Peak\_802.11ax-HE40\_5190MHz



Condition : Horizontal  
Project No. : 2501P42038E-RF  
Tester : Visen Wu  
Spectrum setting: Peak reading: RBW:1MHz VBW:3MHz Detector:Peak  
Note : 5GWiFi\_B1\_AX40\_ANT0&ANT1\_5190

		Read		Limit	Over	Remark
Freq Factor		Level	Level	Line	Limit	
MHz	dB/m	dBuV	dBuV/m	dBuV/m	dB	
1	5148.710	-7.46	74.41	66.95	74.00	-7.05 Peak
2	5150.000	-7.46	71.77	64.31	74.00	-9.69 Peak

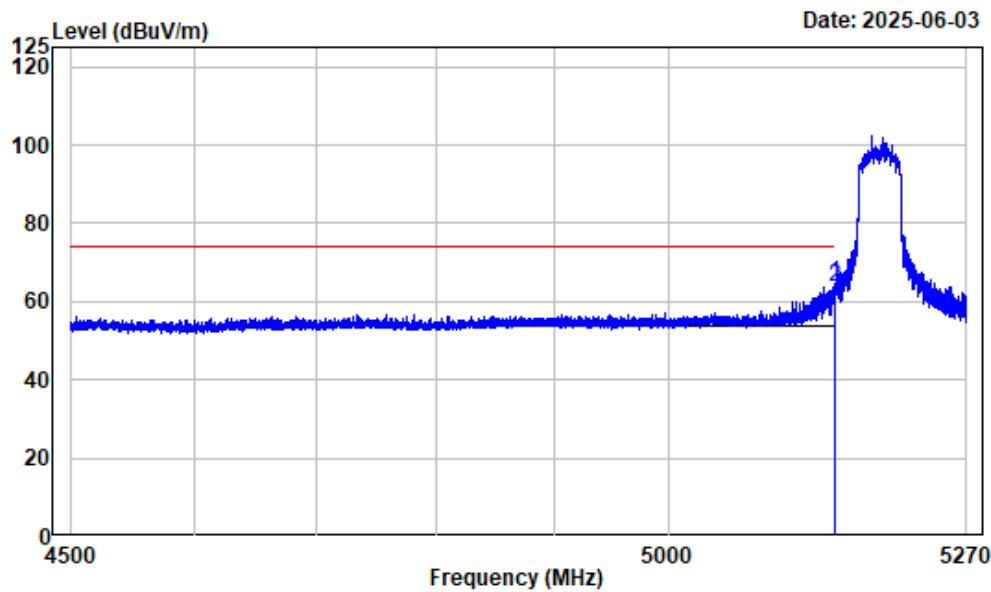
Left Band edge\_Horizontal\_Average\_802.11ax-HE40\_5190MHz



Condition : Horizontal  
Project No. : 2501P42038E-RF  
Tester : Visen Wu  
Spectrum setting: Average reading: RBW:1MHz VBW:100Hz Detector:Peak  
Note : 5GWiFi\_B1\_AX40\_ANT0&ANT1\_5190

		Read		Limit	Over	Remark
Freq Factor		Level	Level	Line	Limit	
MHz	dB/m	dBuV	dBuV/m	dBuV/m	dB	
1	5144.186	-7.46	52.99	45.53	54.00	-8.47 Average
2	5150.000	-7.46	52.75	45.29	54.00	-8.71 Average

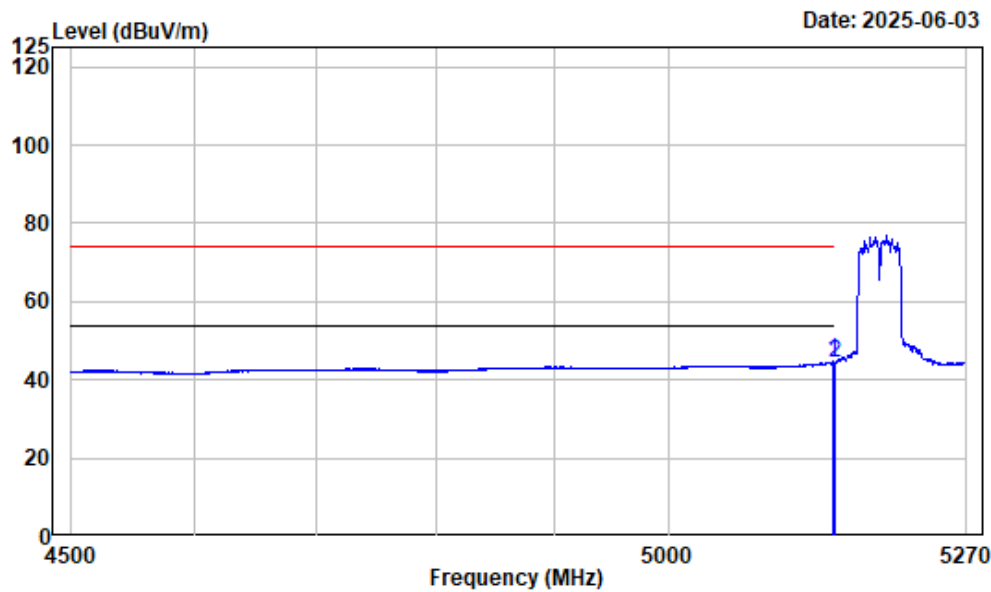
Left Band edge\_Vertical\_Peak\_802.11ax-HE40\_5190MHz



Condition : Vertical  
Project No. : 2501P42038E-RF  
Tester : Visen Wu  
Spectrum setting: Peak reading: RBW:1MHz VBW:3MHz Detector:Peak  
Note : 5GWiFi\_B1\_AX40\_ANT0&ANT1\_5190

		Read		Limit	Over	Remark
Freq Factor		Level	Level	Line	Limit	
MHz	dB/m	dBuV	dBuV/m	dBuV/m	dB	
1	5149.480	-7.46	72.15	64.69	74.00	-9.31 Peak
2	5150.000	-7.46	71.28	63.82	74.00	-10.18 Peak

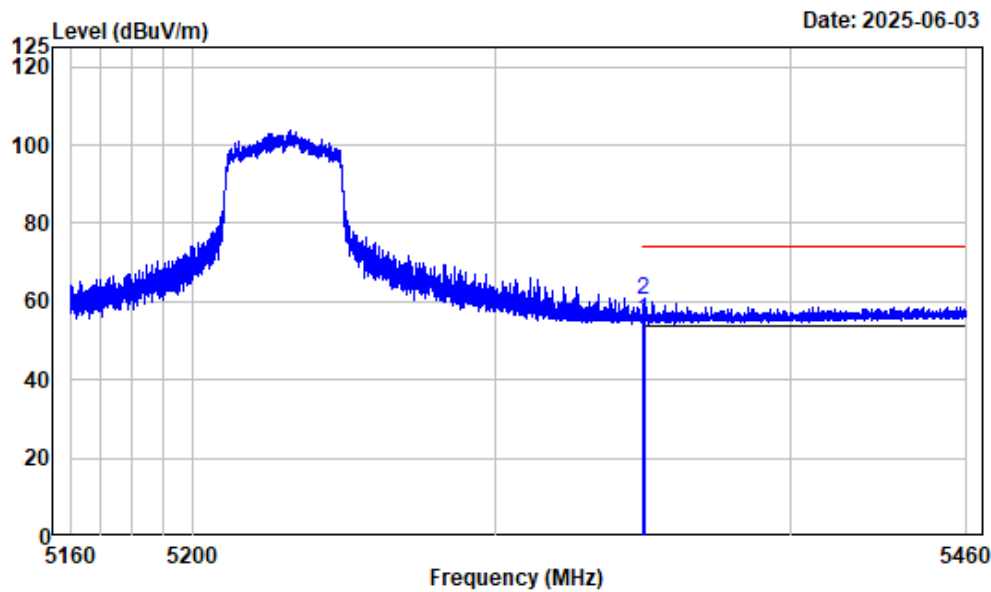
Left Band edge\_Vertical\_Average\_802.11ax-HE40\_5190MHz



Condition : Vertical  
Project No. : 2501P42038E-RF  
Tester : Visen Wu  
Spectrum setting: Average reading: RBW:1MHz VBW:100Hz Detector:Peak  
Note : 5GWiFi\_B1\_AX40\_ANT0&ANT1\_5190

		Read		Limit	Over	Remark
Freq Factor		Level	Level	Line	Limit	
MHz	dB/m	dBuV	dBuV/m	dBuV/m	dB	
1	5147.651	-7.46	52.14	44.68	54.00	-9.32 Average
2	5150.000	-7.46	51.85	44.39	54.00	-9.61 Average

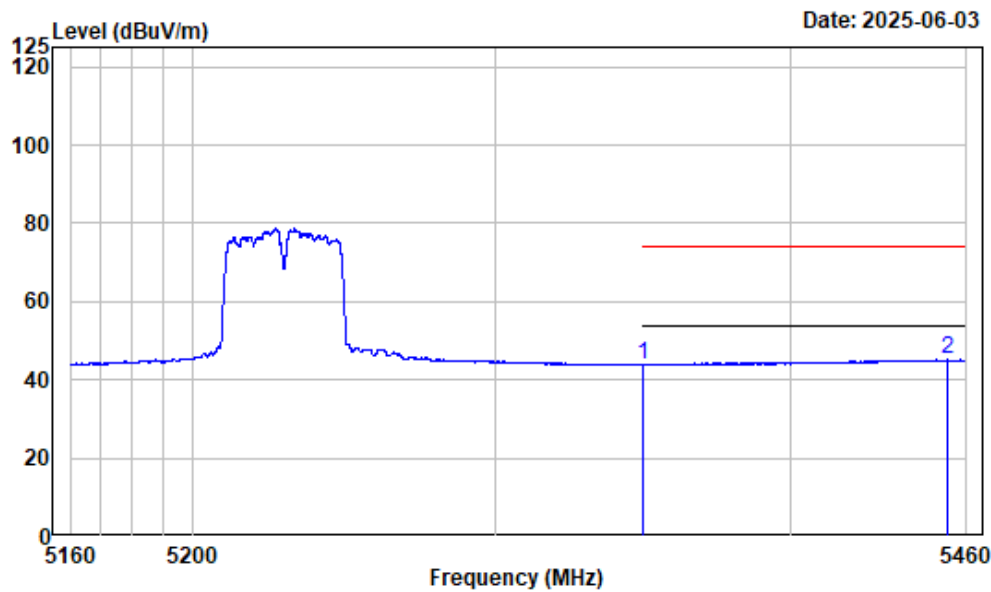
Right Band edge\_Horizontal\_Peak\_802.11ax-HE40\_5230MHz



Condition : Horizontal  
Project No. : 2501P42038E-RF  
Tester : Visen Wu  
Spectrum setting: Peak reading: RBW:1MHz VBW:3MHz Detector:Peak  
Note : 5GWiFi\_B1\_AX40\_ANT0&ANT1\_5230

		Read		Limit	Over	Remark
Freq Factor		Level	Level	Line	Limit	
MHz	dB/m	dBuV	dBuV/m	dBuV/m	dB	
1 5350.000	-6.74	61.84	55.10	74.00	-18.90	Peak
2 5350.074	-6.74	67.06	60.32	74.00	-13.68	Peak

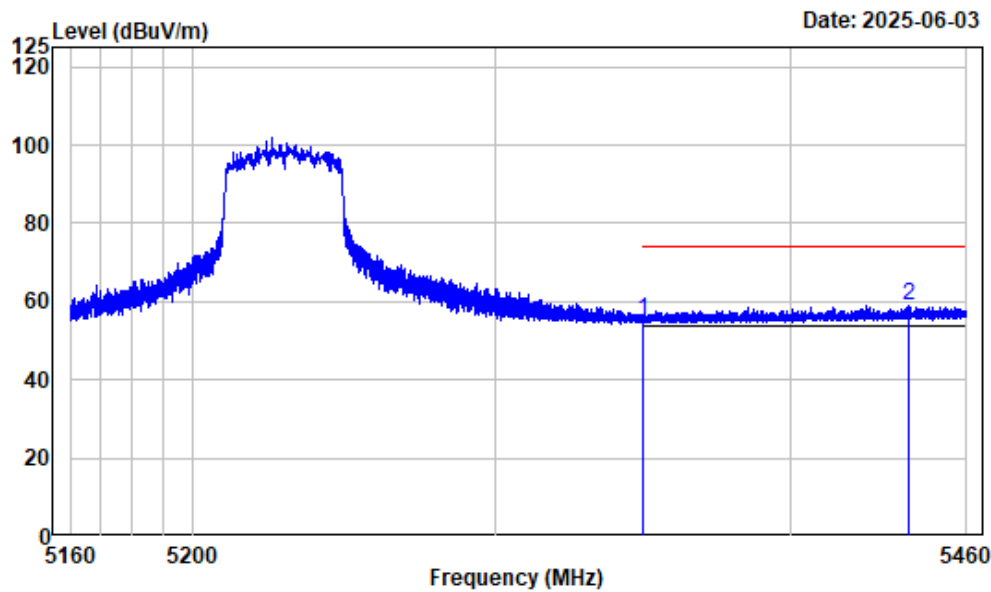
Right Band edge\_Horizontal\_Average\_802.11ax-HE40\_5230MHz



Condition : Horizontal  
Project No. : 2501P42038E-RF  
Tester : Visen Wu  
Spectrum setting: Average reading: RBW:1MHz VBW:100Hz Detector:Peak  
Note : 5GWiFi\_B1\_AX40\_ANT0&ANT1\_5230

		Read		Limit	Over	Remark
Freq	Factor	Level	Level	Line	Limit	
MHz	dB/m	dBuV	dBuV/m	dBuV/m	dB	
1 5350.000	-6.74	50.58	43.84	54.00	-10.16	Average
2 5453.737	-6.31	51.40	45.09	54.00	-8.91	Average

Right Band edge\_Veritical\_Peak\_802.11ax-HE40\_5230MHz

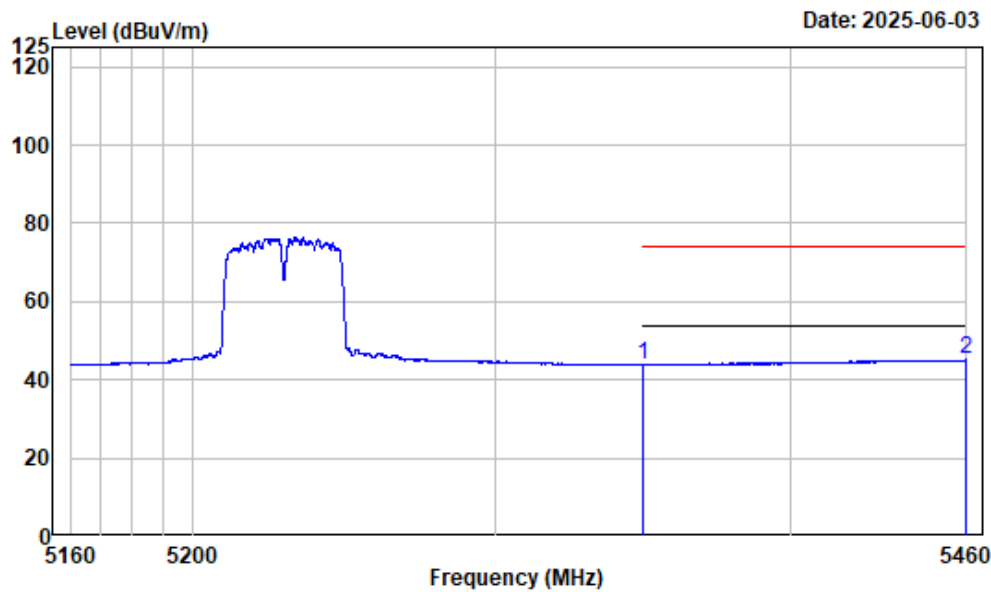


Condition : Vertical  
Project No. : 2501P42038E-RF  
Tester : Visen Wu  
Spectrum setting: Peak reading: RBW:1MHz VBW:3MHz Detector:Peak  
Note : 5GWiFi\_B1\_AX40\_ANT0&ANT1\_5230

		Read		Limit	Over	Remark
Freq Factor		Level	Level	Line	Limit	
MHz	dB/m	dBuV	dBuV/m	dBuV/m	dB	
1 5350.000	-6.74	61.96	55.22	74.00	-18.78	Peak
2 5440.460	-6.38	65.39	59.01	74.00	-14.99	Peak



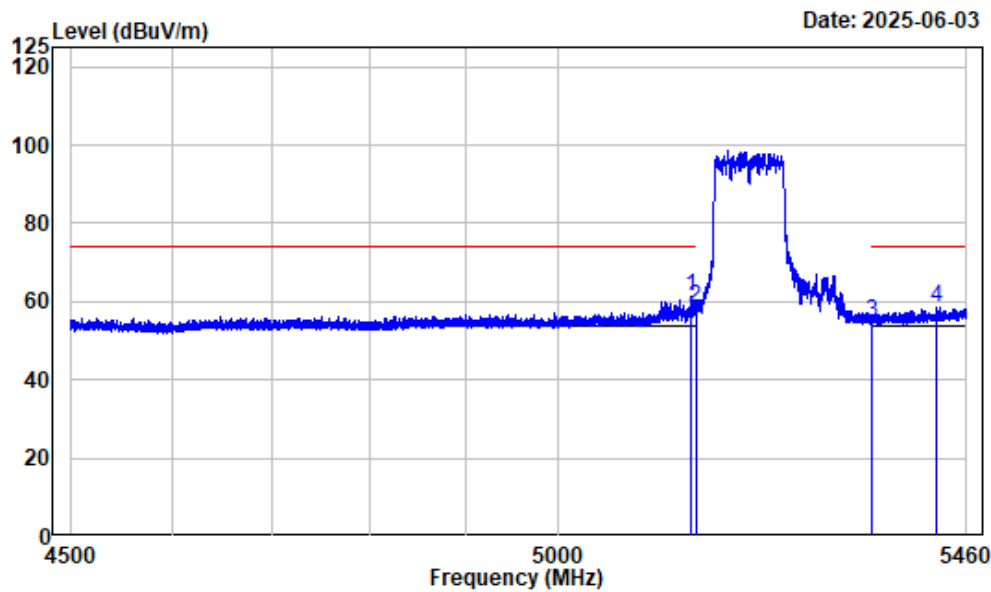
Right Band edge\_Vertical\_Average\_802.11ax-HE40\_5230MHz



Condition : Vertical  
Project No. : 2501P42038E-RF  
Tester : Visen Wu  
Spectrum setting: Average reading: RBW:1MHz VBW:100Hz Detector:Peak  
Note : 5GWiFi\_B1\_AX40\_ANT0&ANT1\_5230

		Read		Limit	Over	Remark
Freq Factor		Level	Level	Line	Limit	
MHz	dB/m	dBuV	dBuV/m	dBuV/m	dB	
1 5350.000	-6.74	50.52	43.78	54.00	-10.22	Average
2 5459.700	-6.29	51.35	45.06	54.00	-8.94	Average

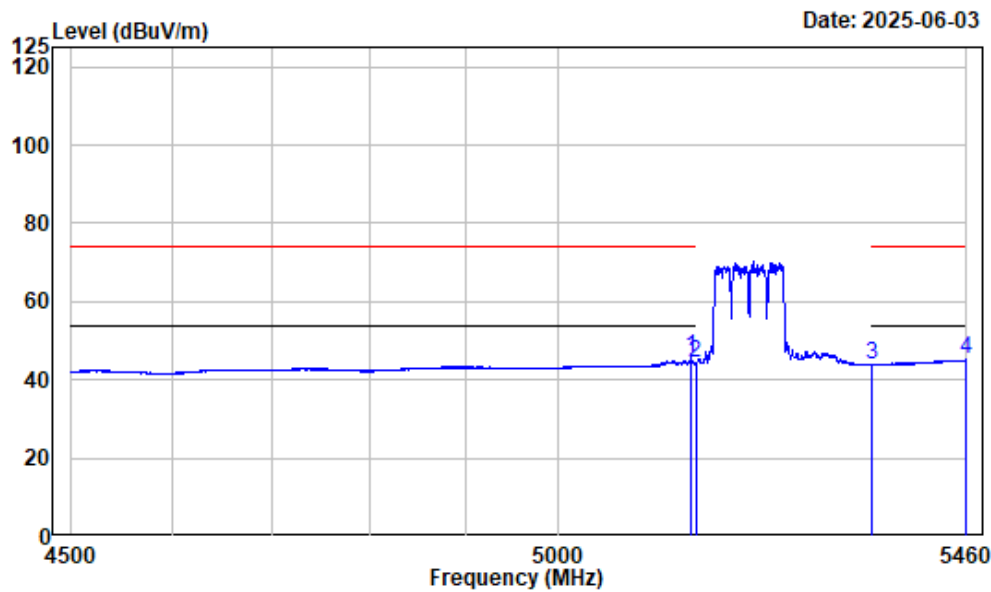
Band edge\_Horizontal\_Peak\_802.11ax-HE80\_5210MHz



Condition : Horizontal  
Project No. : 2501P42038E-RF  
Tester : Visen Wu  
Spectrum setting: Peak reading: RBW:1MHz VBW:3MHz Detector:Peak  
Note : 5GWiFi\_B1\_AX80\_ANT0&ANT1\_5210

	Freq	Factor	Read Level	Level	Limit Line	Over Limit	Remark
	MHz	dB/m	dBuV	dBuV/m	dBuV/m	dB	
1	5145.681	-7.46	68.66	61.20	74.00	-12.80	Peak
2	5150.000	-7.46	66.05	58.59	74.00	-15.41	Peak
3	5350.000	-6.74	61.63	54.89	74.00	-19.11	Peak
4	5424.596	-6.46	65.07	58.61	74.00	-15.39	Peak

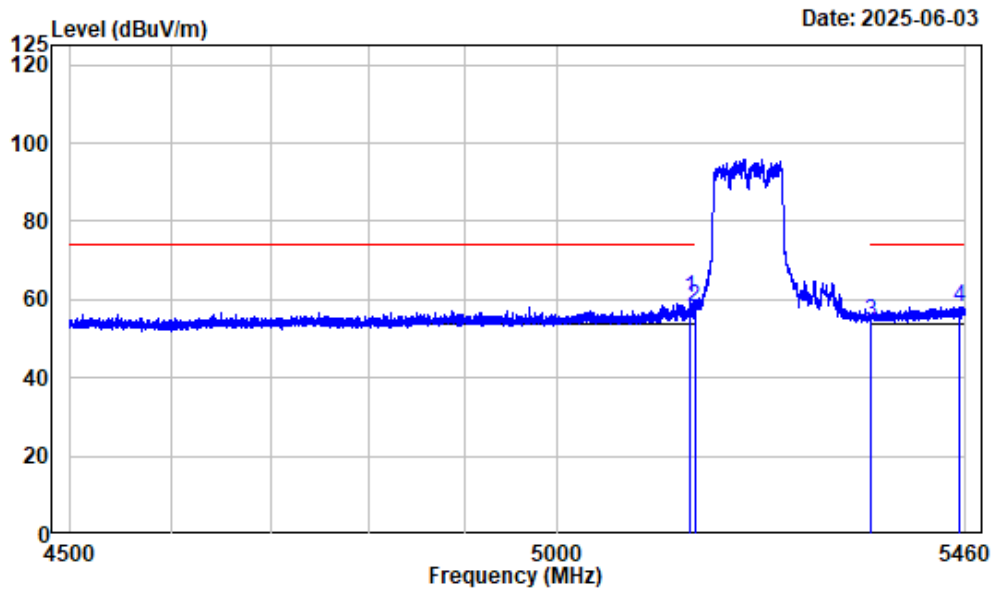
Band edge\_Horizontal\_Average\_802.11ax-HE80\_5210MHz



Condition : Horizontal  
Project No. : 2501P42038E-RF  
Tester : Visen Wu  
Spectrum setting: Average reading: RBW:1MHz VBW:100Hz Detector:Peak  
Note : 5GWiFi\_B1\_AX80\_ANT0&ANT1\_5210

	Freq	Factor	Read Level	Level	Limit	Over Limit	Remark
	MHz	dB/m	dBuV	dBuV/m	dBuV/m	dB	
1	5145.081	-7.46	53.10	45.64	54.00	-8.36	Average
2	5150.000	-7.46	51.68	44.22	54.00	-9.78	Average
3	5350.000	-6.74	50.53	43.79	54.00	-10.21	Average
4	5459.520	-6.29	51.34	45.05	54.00	-8.95	Average

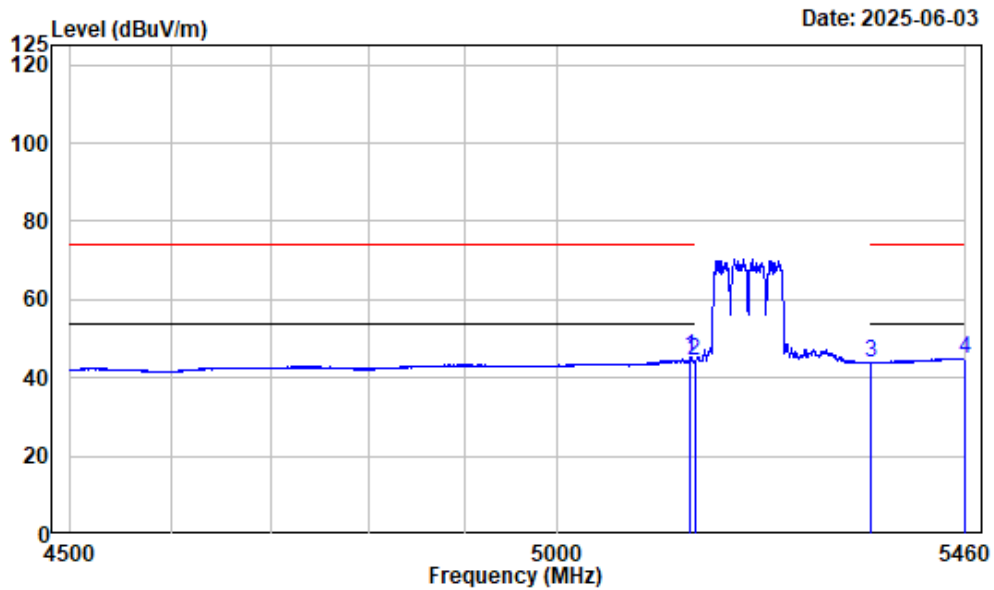
## Band edge\_Vertical\_Peak\_802.11ax-HE80\_5210MHz



Condition : Vertical  
Project No. : 2501P42038E-RF  
Tester : Visen Wu  
Spectrum setting: Peak reading: RBW:1MHz VBW:3MHz Detector:Peak  
Note : 5GWiFi\_B1\_AX80\_ANT0&ANT1\_5210

	Freq	Factor	Read Level	Level	Limit Line	Over Limit	Remark
	MHz	dB/m	dBuV	dBuV/m	dBuV/m	dB	
1	5145.681	-7.46	67.65	60.19	74.00	-13.81	Peak
2	5150.000	-7.46	65.50	58.04	74.00	-15.96	Peak
3	5350.000	-6.74	61.17	54.43	74.00	-19.57	Peak
4	5453.879	-6.31	64.40	58.09	74.00	-15.91	Peak

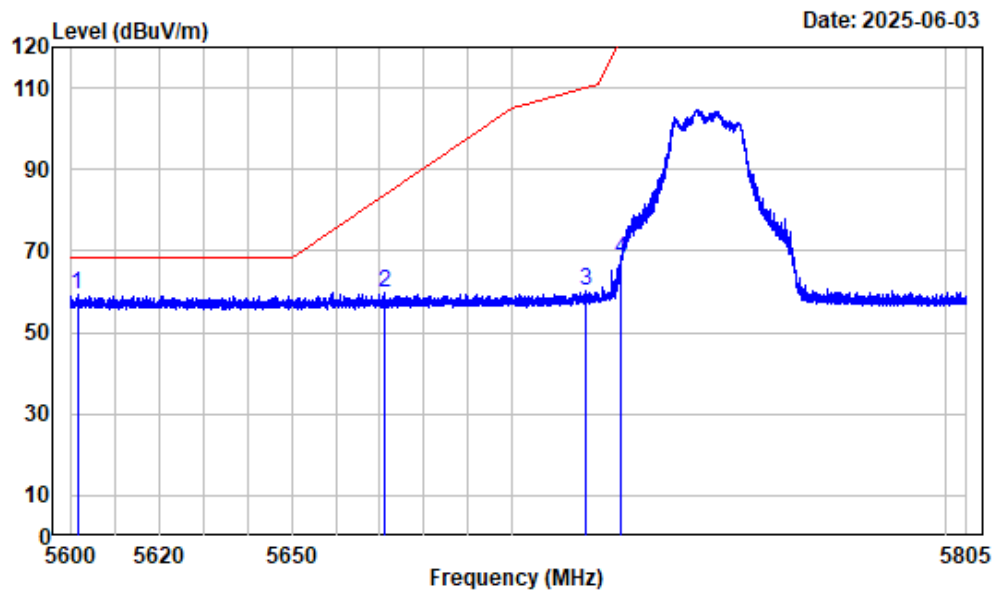
## Band edge\_Vertical\_Average\_802.11ax-HE80\_5210MHz



Condition : Vertical  
Project No. : 2501P42038E-RF  
Tester : Visen Wu  
Spectrum setting: Average reading: RBW:1MHz VBW:100Hz Detector:Peak  
Note : 5GWiFi\_B1\_AX80\_ANT0&ANT1\_5210

	Freq	Factor	Read Level	Level	Limit Line	Over Limit	Remark
	MHz	dB/m	dBuV	dBuV/m	dBuV/m	dB	
1	5145.201	-7.46	52.86	45.40	54.00	-8.60	Average
2	5150.000	-7.46	51.62	44.16	54.00	-9.84	Average
3	5350.000	-6.74	50.60	43.86	54.00	-10.14	Average
4	5459.760	-6.29	51.31	45.02	54.00	-8.98	Average

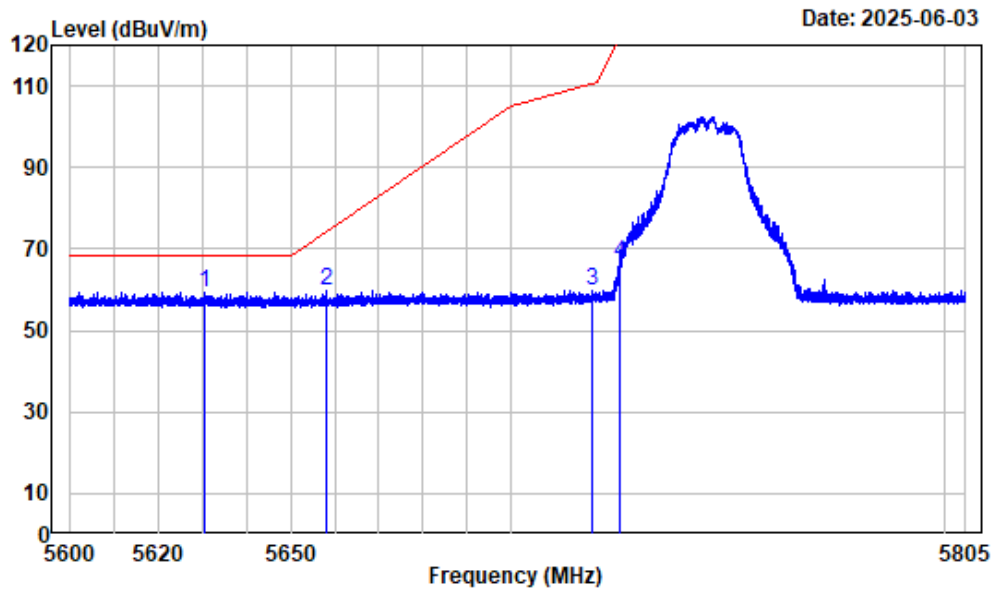
## Left Band edge\_Horizontal\_802.11a\_5745MHz



Condition : Horizontal  
Project No. : 2501P42038E-RF  
Tester : Visen Wu  
Spectrum setting: Peak reading: RBW:1MHz VBW:3MHz Detector:Peak  
Note : 5GWiFi\_B4\_A\_ANT0&ANT1\_5745

	Freq	Factor	Read Level	Level	Limit Line	Over Limit	Remark
	MHz	dB/m	dBuV	dBuV/m	dBuV/m	dB	
1	5601.589	-6.20	65.53	59.33	68.20	-8.87	Peak
2	5671.195	-5.80	65.53	59.73	83.92	-24.19	Peak
3	5717.070	-5.56	65.57	60.01	109.98	-49.97	Peak
4	5724.963	-5.49	73.29	67.80	122.12	-54.32	Peak

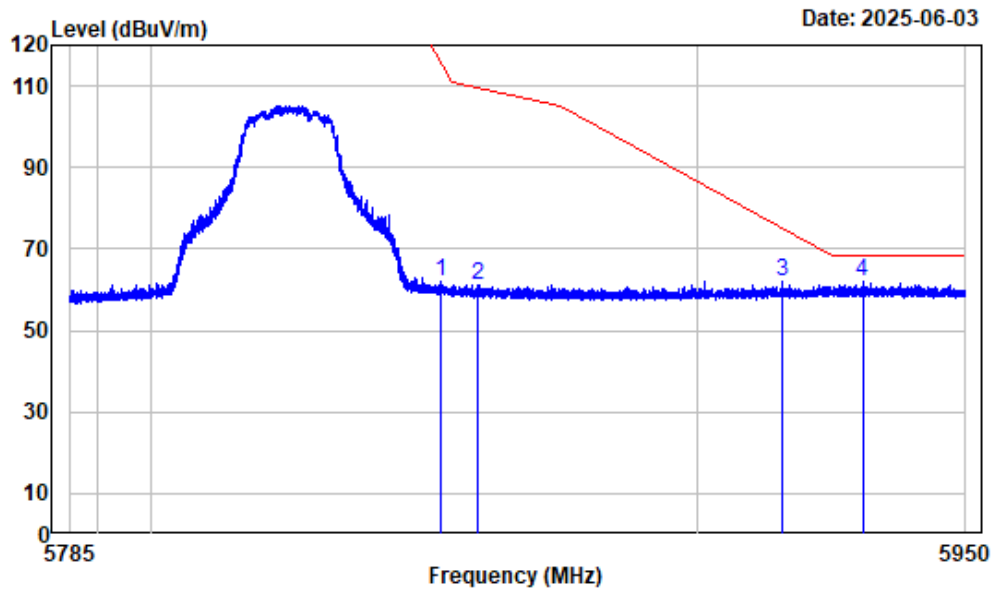
Left Band edge\_Vertical\_802.11a\_5745MHz



Condition : Vertical  
 Project No. : 2501P42038E-RF  
 Tester : Visen Wu  
 Spectrum setting: Peak reading: RBW:1MHz VBW:3MHz Detector:Peak  
 Note : 5GWiFi\_B4\_A\_ANT0&ANT1\_5745

	Freq	Factor	Read Level	Level	Limit Line	Over Limit	Remark
	MHz	dB/m	dBuV	dBuV/m	dBuV/m	dB	
1	5630.677	-5.99	65.46	59.47	68.20	-8.73	Peak
2	5657.945	-5.84	65.46	59.62	74.10	-14.48	Peak
3	5718.761	-5.54	65.34	59.80	110.45	-50.65	Peak
4	5724.938	-5.49	71.97	66.48	122.06	-55.58	Peak

## Right Band edge\_Horizontal\_802.11a\_5825MHz

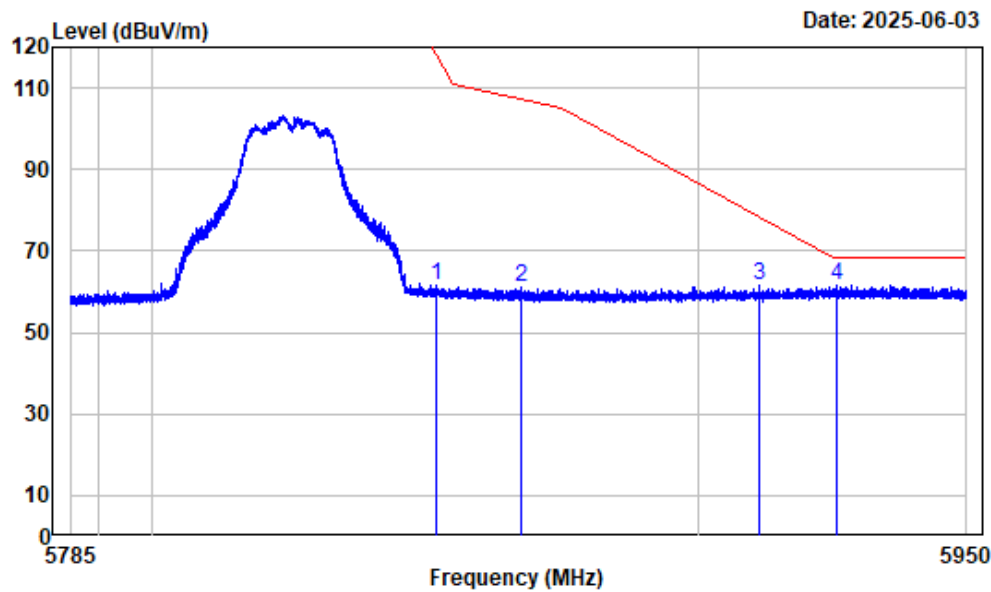


Condition : Horizontal  
Project No. : 2501P42038E-RF  
Tester : Visen Wu  
Spectrum setting: Peak reading: RBW:1MHz VBW:3MHz Detector:Peak  
Note : 5GWiFi\_B4\_A\_ANT0&ANT1\_5825

	Freq	Factor	Read		Limit	Over	Remark
			Level	Level	Line	Limit	
	MHz	dB/m	dBuV	dBuV/m	dBuV/m	dB	
1	5852.803	-4.66	66.65	61.99	115.81	-53.82	Peak
2	5859.630	-4.63	65.86	61.23	109.50	-48.27	Peak
3	5915.841	-4.46	66.35	61.89	74.95	-13.06	Peak
4	5930.816	-4.45	66.30	61.85	68.20	-6.35	Peak



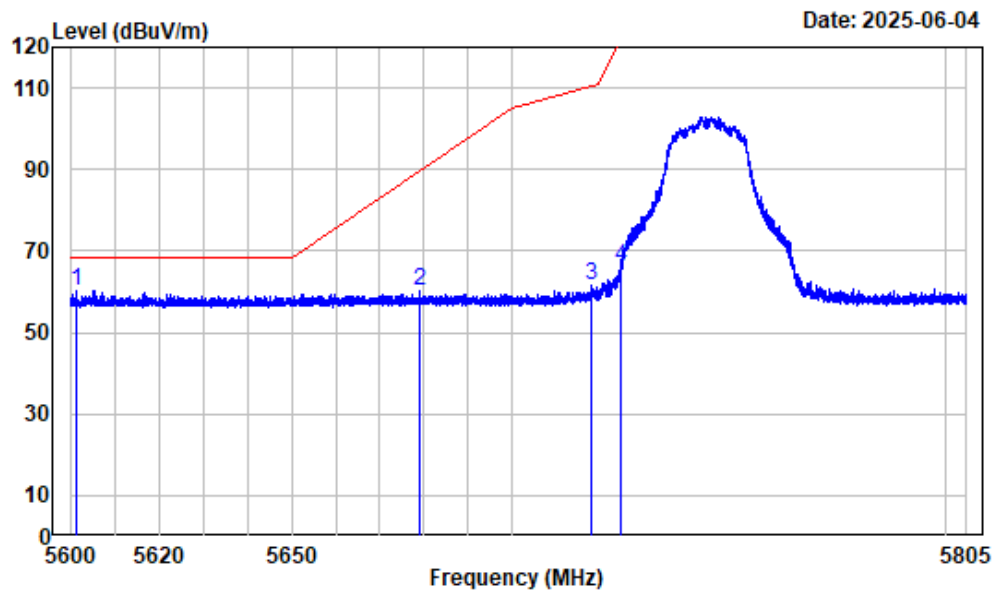
Right Band edge\_Vertical\_802.11a\_5825MHz



Condition : Vertical  
Project No. : 2501P42038E-RF  
Tester : Visen Wu  
Spectrum setting: Peak reading: RBW:1MHz VBW:3MHz Detector:Peak  
Note : 5GWiFi\_B4\_A\_ANT0&ANT1\_5825

		Read		Limit	Over	Remark
Freq	Factor	Level	Level	Line	Limit	
MHz	dB/m	dBuV	dBuV/m	dBuV/m	dB	
1	5851.751	-4.66	66.20	61.54	118.21	-56.67 Peak
2	5867.387	-4.60	65.82	61.22	107.33	-46.11 Peak
3	5911.365	-4.45	65.82	61.37	78.26	-16.89 Peak
4	5925.866	-4.45	66.09	61.64	68.20	-6.56 Peak

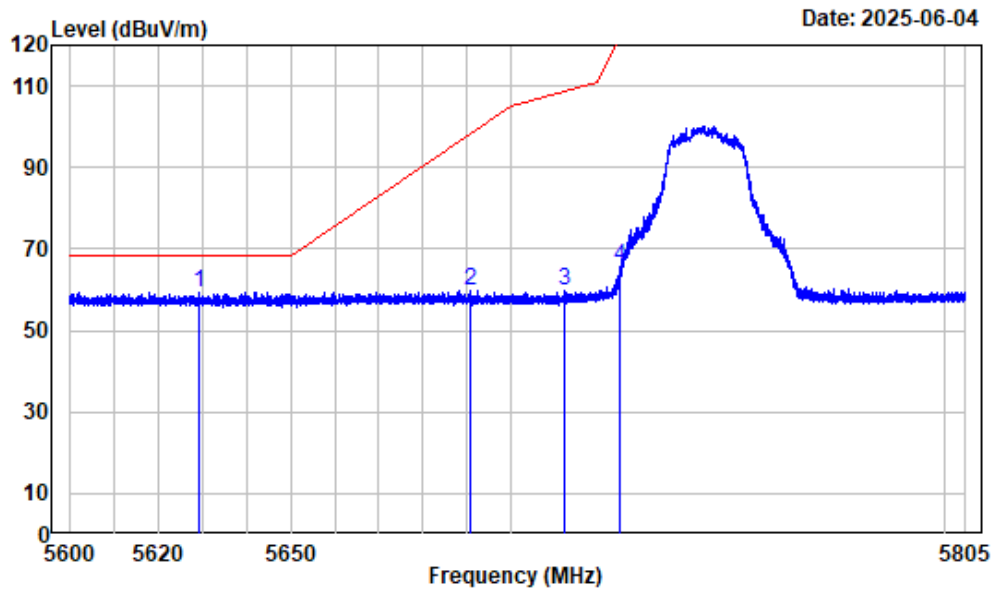
## Left Band edge\_Horizontal\_802.11ac-VHT20\_5745MHz



Condition : Horizontal  
Project No. : 2501P42038E-RF  
Tester : Visen Wu  
Spectrum setting: Peak reading: RBW:1MHz VBW:3MHz Detector:Peak  
Note : 5GWiFi\_B4\_AC20\_ANT0&ANT1\_5745

	Freq	Factor	Read Level	Level	Limit Line	Over Limit	Remark
	MHz	dB/m	dBuV	dBuV/m	dBuV/m	dB	
1	5601.461	-6.20	66.51	60.31	68.20	-7.89	Peak
2	5679.012	-5.77	65.79	60.02	89.71	-29.69	Peak
3	5718.249	-5.54	67.06	61.52	110.31	-48.79	Peak
4	5724.938	-5.49	71.49	66.00	122.06	-56.06	Peak

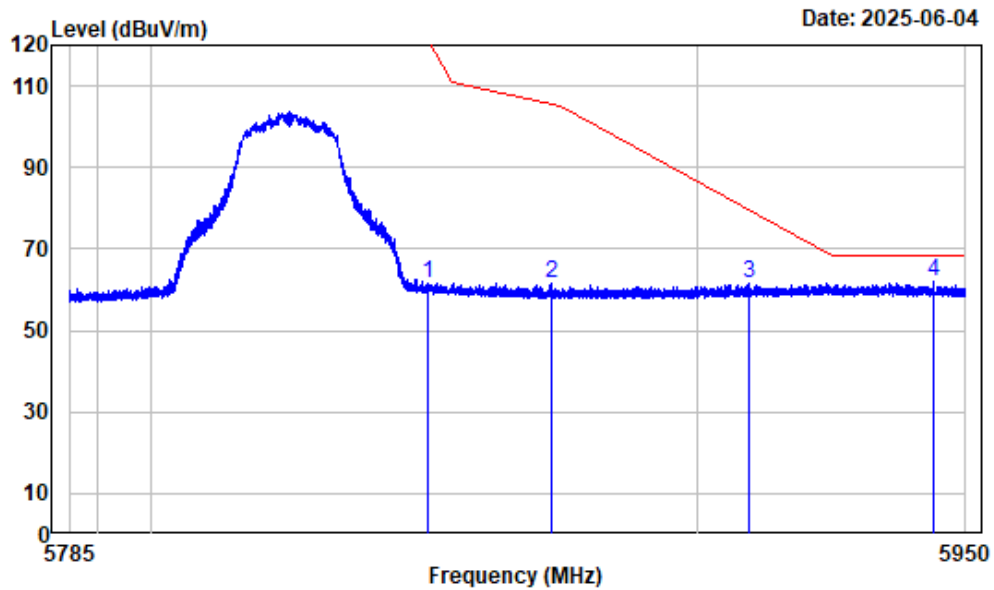
## Left Band edge\_Vertical\_802.11ac-VHT20\_5745MHz



Condition : Vertical  
Project No. : 2501P42038E-RF  
Tester : Visen Wu  
Spectrum setting: Peak reading: RBW:1MHz VBW:3MHz Detector:Peak  
Note : 5GWiFi\_B4\_AC20\_ANT0&ANT1\_5745

	Freq	Factor	Read		Limit	Over	Remark
			Level	Level	Line	Limit	
	MHz	dB/m	dBuV	dBuV/m	dBuV/m	dB	
1	5629.319	-6.01	65.25	59.24	68.20	-8.96	Peak
2	5690.698	-5.75	65.54	59.79	98.34	-38.55	Peak
3	5712.303	-5.61	65.58	59.97	108.65	-48.68	Peak
4	5724.989	-5.49	71.36	65.87	122.17	-56.30	Peak

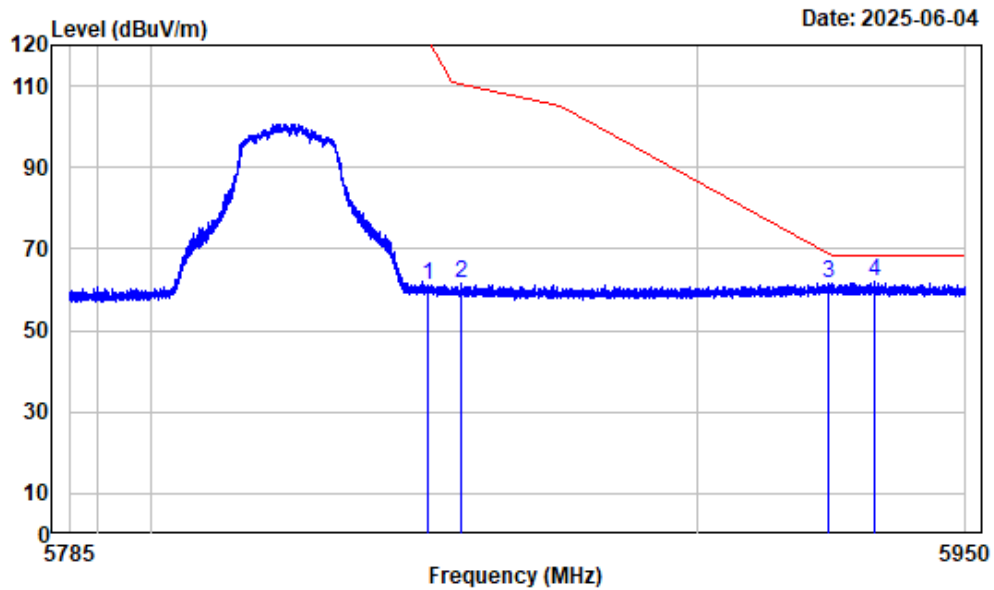
## Right Band edge\_Horizontal\_802.11ac-VHT20\_5825MHz



Condition : Horizontal  
Project No. : 2501P42038E-RF  
Tester : Visen Wu  
Spectrum setting: Peak reading: RBW:1MHz VBW:3MHz Detector:Peak  
Note : 5GWiFi\_B4\_AC20\_ANT0&ANT1\_5825

Freq		Factor	Read Level	Level	Limit Line	Over Limit	Remark
MHz		dB/m	dBuV	dBuV/m	dBuV/m	dB	
1	5850.472	-4.68	66.07	61.39	121.12	-59.73	Peak
2	5873.348	-4.57	66.10	61.53	105.66	-44.13	Peak
3	5909.694	-4.45	66.13	61.68	79.49	-17.81	Peak
4	5943.936	-4.45	66.46	62.01	68.20	-6.19	Peak

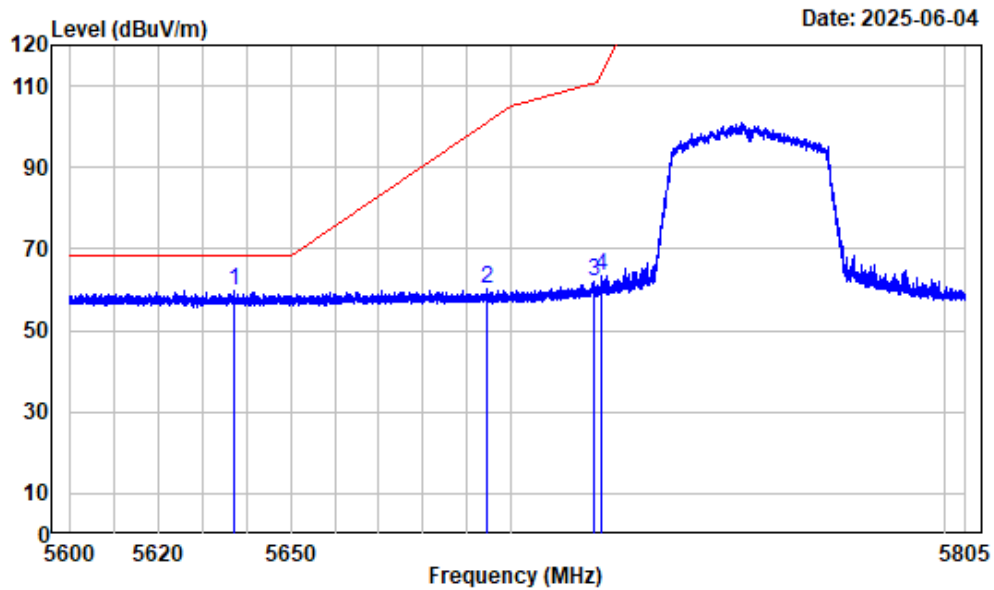
## Right Band edge\_Vertical\_802.11ac-VHT20\_5825MHz



Condition : Vertical  
Project No. : 2501P42038E-RF  
Tester : Visen Wu  
Spectrum setting: Peak reading: RBW:1MHz VBW:3MHz Detector:Peak  
Note : 5GWiFi\_B4\_AC20\_ANT0&ANT1\_5825

	Freq	Factor	Read		Limit	Over	Remark
			Level	Level	Line	Limit	
	MHz	dB/m	dBuV	dBuV/m	dBuV/m	dB	
1	5850.369	-4.68	65.91	61.23	121.36	-60.13	Peak
2	5856.516	-4.65	66.39	61.74	110.37	-48.63	Peak
3	5924.587	-4.45	66.18	61.73	68.50	-6.77	Peak
4	5933.023	-4.45	66.40	61.95	68.20	-6.25	Peak

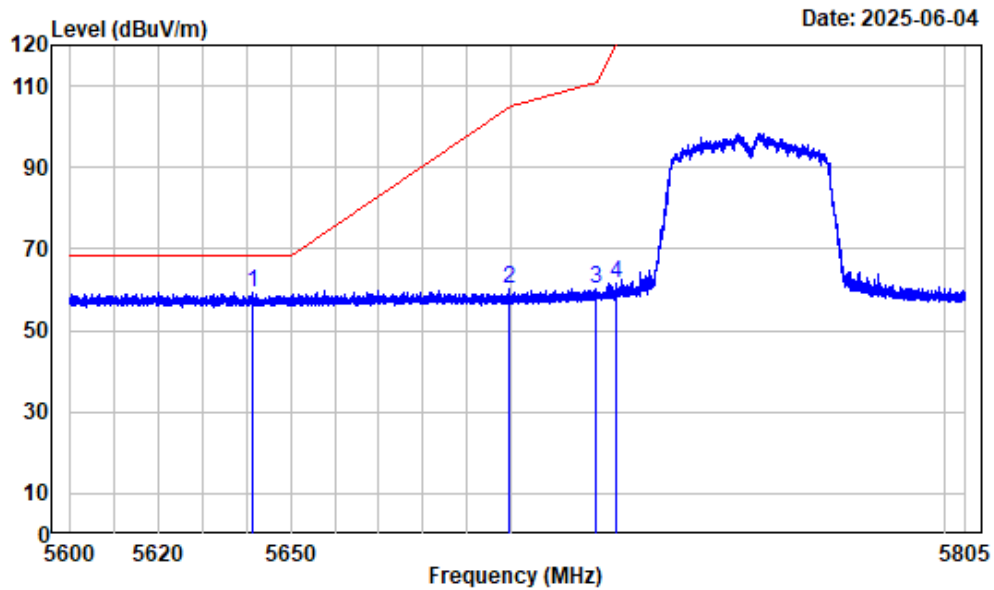
## Left Band edge\_Horizontal\_802.11ac-VHT40\_5755MHz



Condition : Horizontal  
Project No. : 2501P42038E-RF  
Tester : Visen Wu  
Spectrum setting: Peak reading: RBW:1MHz VBW:3MHz Detector:Peak  
Note : 5GWiFi\_B4\_AC40\_ANT0&ANT1\_5755

	Freq	Factor	Read Level	Level	Limit Line	Over Limit	Remark
	MHz	dB/m	dBuV	dBuV/m	dBuV/m	dB	
1	5637.135	-5.95	65.60	59.65	68.20	-8.55	Peak
2	5694.824	-5.73	65.81	60.08	101.39	-41.31	Peak
3	5718.966	-5.54	67.64	62.10	110.51	-48.41	Peak
4	5720.863	-5.53	68.81	63.28	112.77	-49.49	Peak

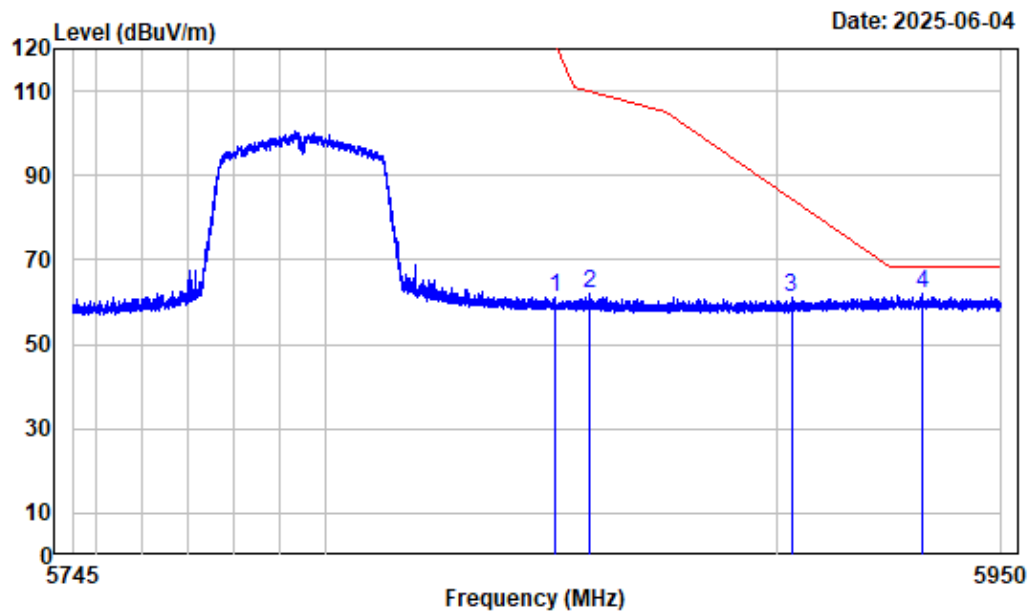
## Left Band edge\_Vertical\_802.11ac-VHT40\_5755MHz



Condition : Vertical  
Project No. : 2501P42038E-RF  
Tester : Visen Wu  
Spectrum setting: Peak reading: RBW:1MHz VBW:3MHz Detector:Peak  
Note : 5GWiFi\_B4\_AC40\_ANT0&ANT1\_5755

	Freq	Factor	Read Level	Level	Limit Line	Over Limit	Remark
	MHz	dB/m	dBuV	dBuV/m	dBuV/m	dB	
1	5641.159	-5.93	65.30	59.37	68.20	-8.83	Peak
2	5699.643	-5.71	65.78	60.07	104.94	-44.87	Peak
3	5719.530	-5.54	65.80	60.26	110.67	-50.41	Peak
4	5724.374	-5.49	67.04	61.55	120.77	-59.22	Peak

## Right Band edge\_Horizontal\_802.11ac-VHT40\_5795MHz

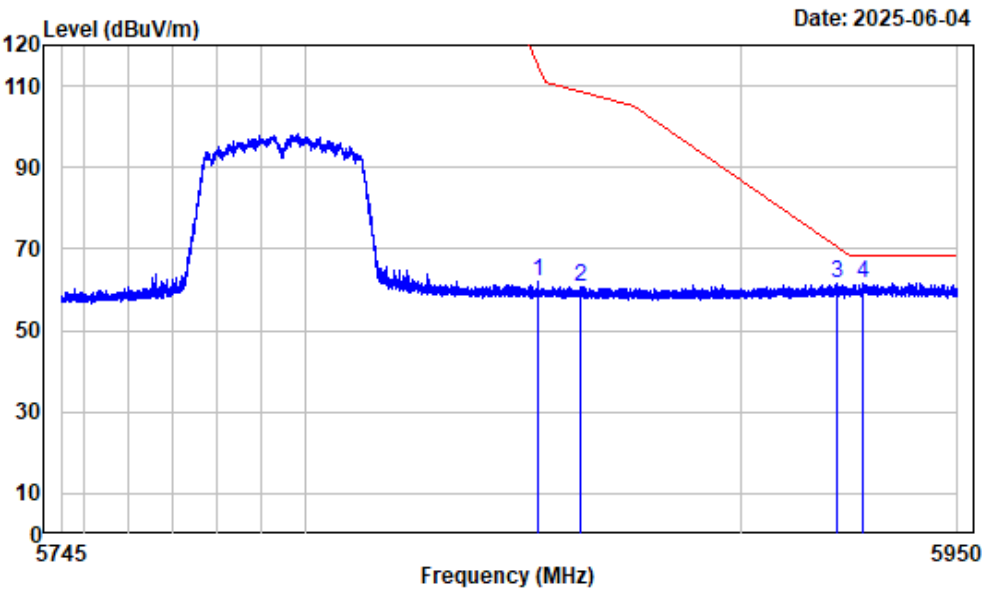


Condition : Horizontal  
Project No. : 2501P42038E-RF  
Tester : Visen Wu  
Spectrum setting: Peak reading: RBW:1MHz VBW:3MHz Detector:Peak  
Note : 5GWiFi\_B4\_AC40\_ANT0&ANT1\_5795

	Freq Factor		Read	Limit	Over	Remark
	Level	Level	Line	Limit		
	MHz	dB/m	dBuV	dBuV/m	dBuV/m	dB
1	5850.716	-4.68	65.80	61.12	120.57	-59.45 Peak
2	5858.226	-4.65	66.83	62.18	109.90	-47.72 Peak
3	5903.023	-4.46	65.71	61.25	84.42	-23.17 Peak
4	5932.445	-4.44	66.28	61.84	68.20	-6.36 Peak



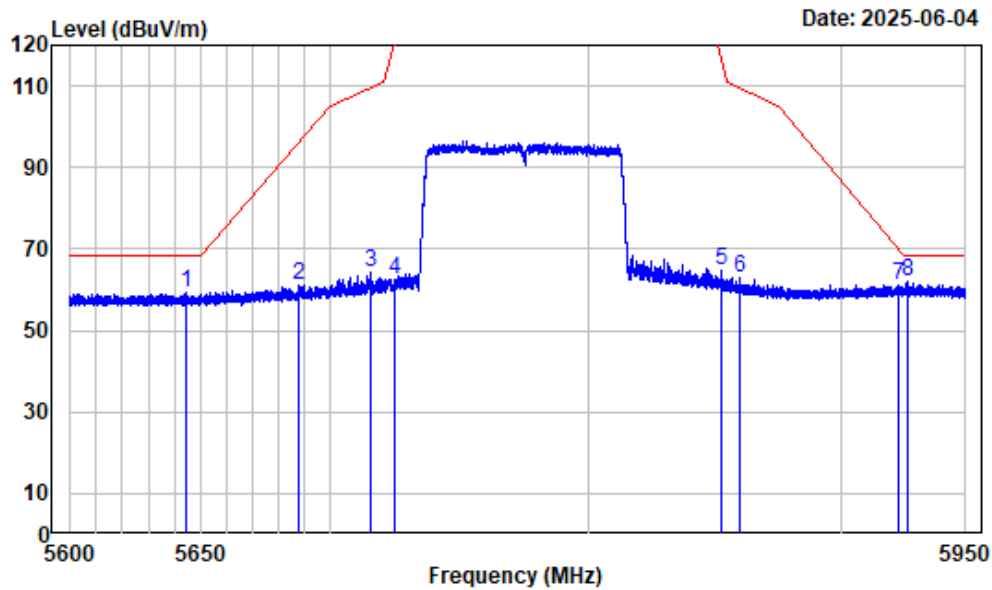
Right Band edge\_Vertical\_802.11ac-VHT40\_5795MHz



Condition : Vertical  
Project No. : 2501P42038E-RF  
Tester : Visen Wu  
Spectrum setting: Peak reading: RBW:1MHz VBW:3MHz Detector:Peak  
Note : 5GWiFi\_B4\_AC40\_ANT0&ANT1\_5795

		Read		Limit	Over	Remark
Freq Factor		Level	Level	Line	Limit	
MHz	dB/m	dBuV	dBuV/m	dBuV/m	dB	
1 5852.972	-4.66	66.52	61.86	115.42	-53.56	Peak
2 5862.813	-4.62	65.38	60.76	108.61	-47.85	Peak
3 5922.091	-4.45	65.88	61.43	70.34	-8.91	Peak
4 5927.934	-4.45	66.18	61.73	68.20	-6.47	Peak

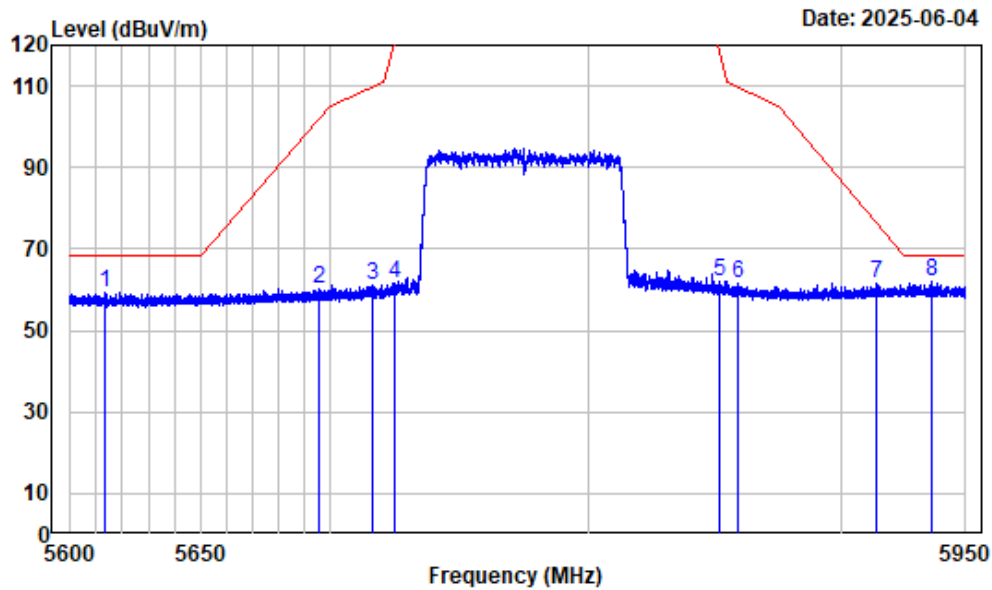
## Band edge\_Horizontal\_802.11ac-VHT80\_5775MHz



Condition : Horizontal  
 Project No. : 2501P42038E-RF  
 Tester : Visen Wu  
 Spectrum setting: Peak reading: RBW:1MHz VBW:3MHz Detector:Peak  
 Note : 5GWiFi\_B4\_AC80\_ANT0&ANT1\_5775

	Freq	Factor	Read Level	Level	Limit Line	Over Limit	Remark
	MHz	dB/m	dBuV	dBuV/m	dBuV/m	dB	
1	5644.762	-5.90	65.29	59.39	68.20	-8.81	Peak
2	5687.686	-5.75	67.01	61.26	96.12	-34.86	Peak
3	5715.252	-5.57	69.90	64.33	109.47	-45.14	Peak
4	5724.878	-5.49	68.18	62.69	121.92	-59.23	Peak
5	5852.469	-4.66	69.31	64.65	116.57	-51.92	Peak
6	5859.688	-4.63	67.44	62.81	109.49	-46.68	Peak
7	5923.178	-4.46	65.50	61.04	69.54	-8.50	Peak
8	5926.985	-4.45	66.35	61.90	68.20	-6.30	Peak

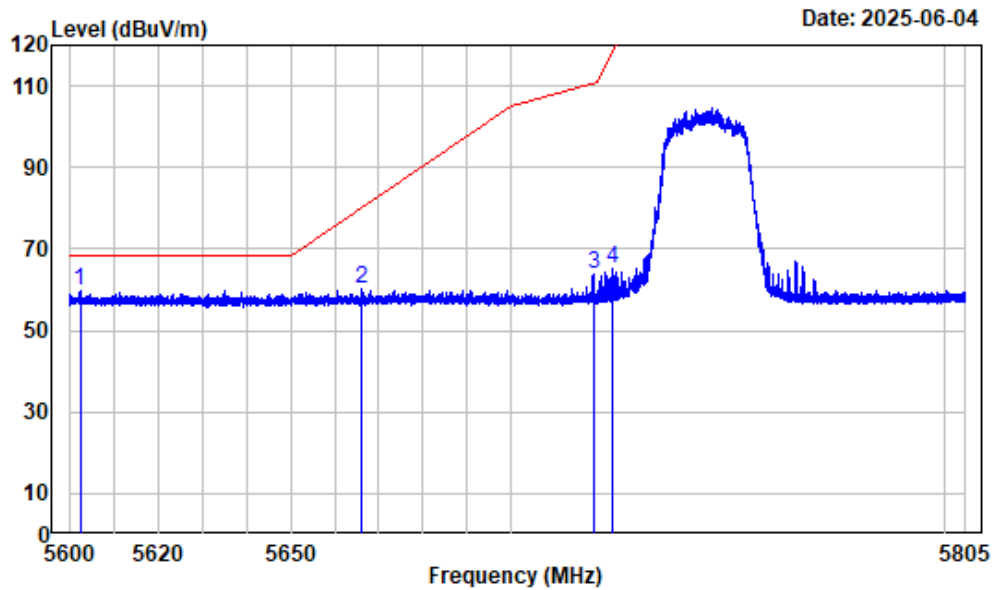
## Band edge\_Vertical\_802.11ac-VHT80\_5775MHz



Condition : Vertical  
 Project No. : 2501P42038E-RF  
 Tester : Visen Wu  
 Spectrum setting: Peak reading: RBW:1MHz VBW:3MHz Detector:Peak  
 Note : 5GWiFi\_B4\_AC80\_ANT0&ANT1\_5775

	Freq	Factor	Read Level	Level	Limit Line	Over Limit	Remark
	MHz	dB/m	dBuV	dBuV/m	dBuV/m	dB	
1	5613.739	-6.11	65.24	59.13	68.20	-9.07	Peak
2	5695.299	-5.73	65.99	60.26	101.74	-41.48	Peak
3	5716.302	-5.57	66.83	61.26	109.77	-48.51	Peak
4	5724.878	-5.49	67.25	61.76	121.92	-60.16	Peak
5	5851.550	-4.66	66.79	62.13	118.66	-56.53	Peak
6	5859.295	-4.63	66.07	61.44	109.60	-48.16	Peak
7	5913.989	-4.46	66.21	61.75	76.32	-14.57	Peak
8	5936.348	-4.45	66.38	61.93	68.20	-6.27	Peak

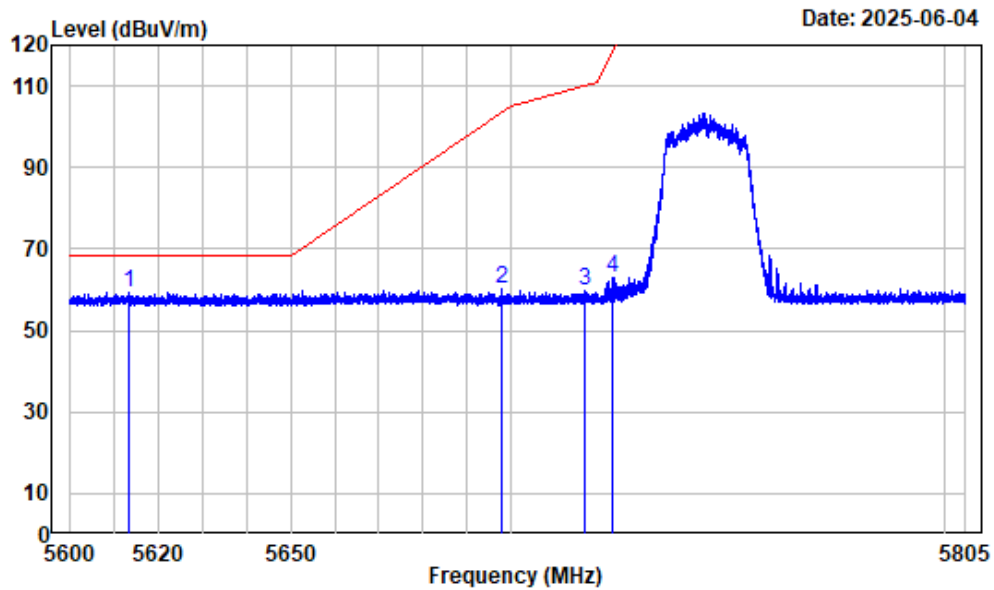
## Left Band edge\_Horizontal\_802.11ax-HE20\_5745MHz



Condition : Horizontal  
Project No. : 2501P42038E-RF  
Tester : Visen Wu  
Spectrum setting: Peak reading: RBW:1MHz VBW:3MHz Detector:Peak  
Note : 5GWiFi\_B4\_AX20\_ANT0&ANT1\_5745

	Freq	Factor	Read Level	Level	Limit Line	Over Limit	Remark
	MHz	dB/m	dBuV	dBuV/m	dBuV/m	dB	
1	5602.409	-6.20	66.03	59.83	68.20	-8.37	Peak
2	5666.069	-5.82	66.11	60.29	80.13	-19.84	Peak
3	5719.043	-5.54	69.51	63.97	110.53	-46.56	Peak
4	5723.554	-5.49	70.58	65.09	118.90	-53.81	Peak

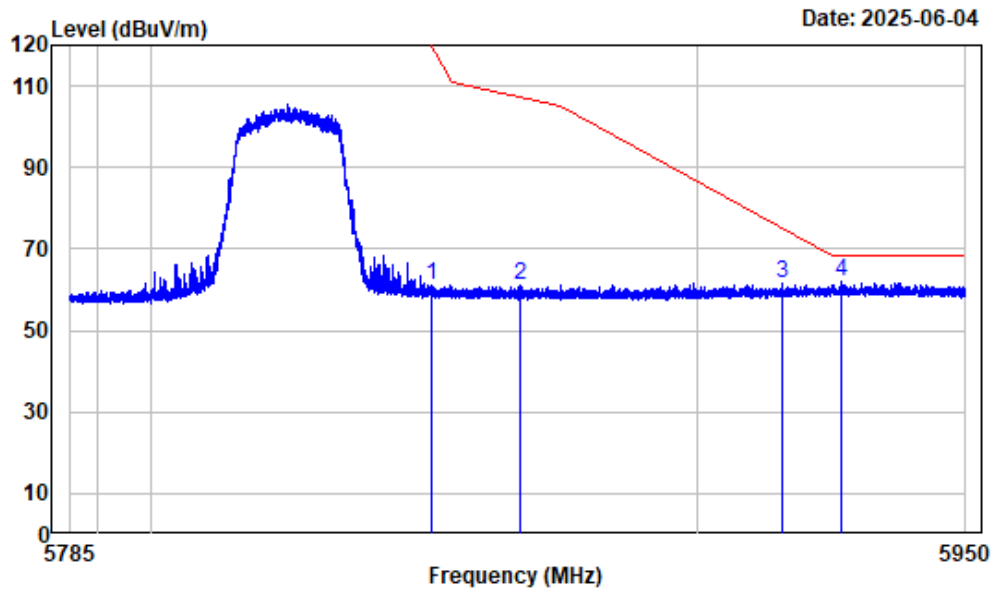
## Left Band edge\_Vertical\_802.11ax-HE20\_5745MHz



Condition : Vertical  
Project No. : 2501P42038E-RF  
Tester : Visen Wu  
Spectrum setting: Peak reading: RBW:1MHz VBW:3MHz Detector:Peak  
Note : 5GWiFi\_B4\_AX20\_ANT0&ANT1\_5745

	Freq	Factor	Read Level	Level	Limit Line	Over Limit	Remark
	MHz	dB/m	dBuV	dBuV/m	dBuV/m	dB	
1	5613.429	-6.11	65.32	59.21	68.20	-8.99	Peak
2	5698.156	-5.73	66.17	60.44	103.84	-43.40	Peak
3	5717.044	-5.56	65.33	59.77	109.97	-50.20	Peak
4	5723.477	-5.49	68.65	63.16	118.73	-55.57	Peak

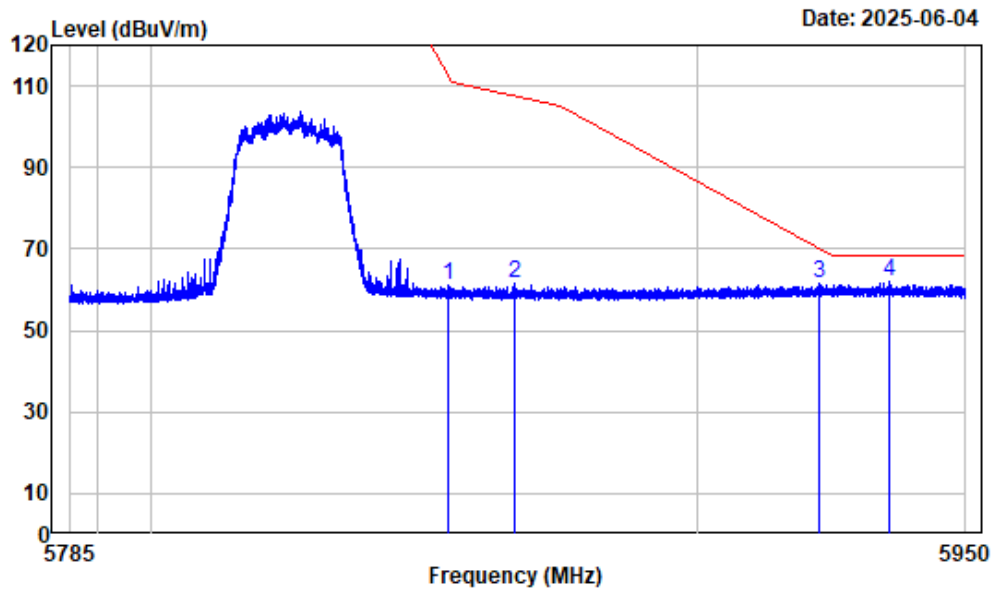
## Right Band edge\_Horizontal\_802.11ax-HE20\_5825MHz



Condition : Horizontal  
Project No. : 2501P42038E-RF  
Tester : Visen Wu  
Spectrum setting: Peak reading: RBW:1MHz VBW:3MHz Detector:Peak  
Note : 5GWiFi\_B4\_AX20\_ANT0&ANT1\_5825

	Freq	Factor	Read		Limit	Over	Remark
			Level	Level	Line	Limit	
	MHz	dB/m	dBuV	dBuV/m	dBuV/m	dB	
1	5851.049	-4.68	65.94	61.26	119.81	-58.55	Peak
2	5867.407	-4.60	65.53	60.93	107.32	-46.39	Peak
3	5915.923	-4.46	65.93	61.47	74.89	-13.42	Peak
4	5926.753	-4.45	66.40	61.95	68.20	-6.25	Peak

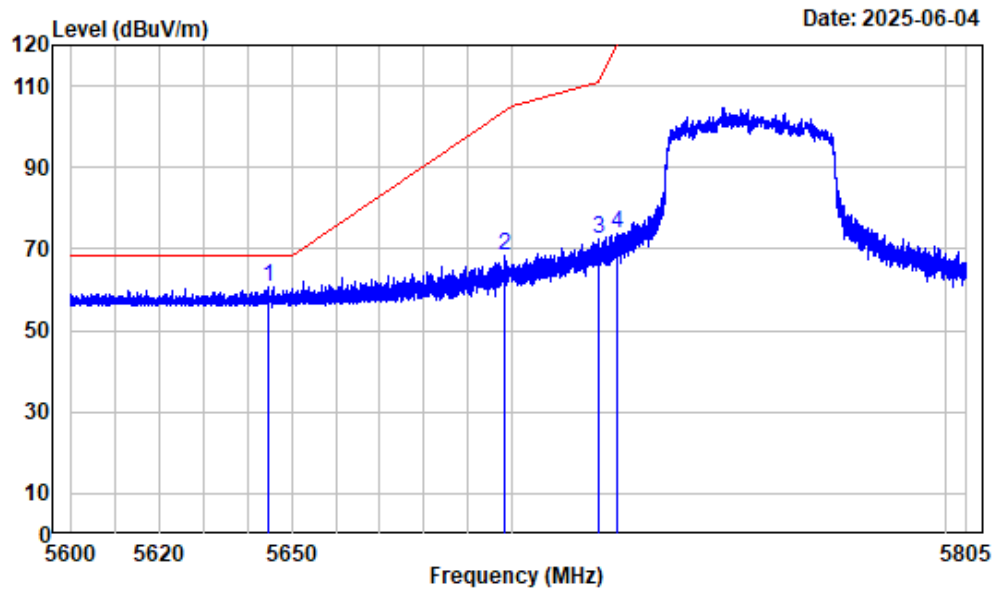
## Right Band edge\_Vertical\_802.11ax-HE20\_5825MHz



Condition : Vertical  
Project No. : 2501P42038E-RF  
Tester : Visen Wu  
Spectrum setting: Peak reading: RBW:1MHz VBW:3MHz Detector:Peak  
Note : 5GWiFi\_B4\_AX20\_ANT0&ANT1\_5825

	Freq	Factor	Read		Limit	Over	Remark
			Level	Level	Line	Limit	
	MHz	dB/m	dBuV	dBuV/m	dBuV/m	dB	
1	5854.185	-4.65	65.60	60.95	112.66	-51.71	Peak
2	5866.334	-4.60	66.24	61.64	107.62	-45.98	Peak
3	5922.709	-4.46	66.08	61.62	69.89	-8.27	Peak
4	5935.747	-4.45	66.65	62.20	68.20	-6.00	Peak

## Left Band edge\_Horizontal\_802.11ax-HE40\_5755MHz

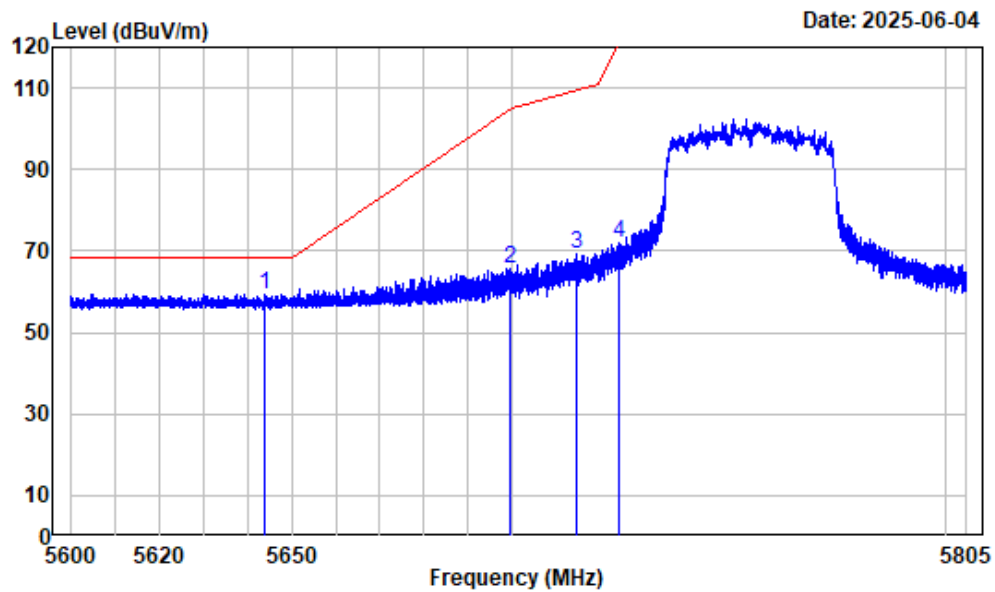


Condition : Horizontal  
Project No. : 2501P42038E-RF  
Tester : Visen Wu  
Spectrum setting: Peak reading: RBW:1MHz VBW:3MHz Detector:Peak  
Note : 5GWiFi\_B4\_AX40\_ANT0&ANT1\_5755

	Freq	Factor	Read Level	Level	Limit Line	Over Limit	Remark
	MHz	dB/m	dBuV	dBuV/m	dBuV/m	dB	
1	5644.542	-5.90	66.79	60.89	68.20	-7.31	Peak
2	5698.258	-5.73	74.21	68.48	103.92	-35.44	Peak
3	5719.812	-5.54	77.82	72.28	110.75	-38.47	Peak
4	5724.143	-5.49	79.42	73.93	120.25	-46.32	Peak



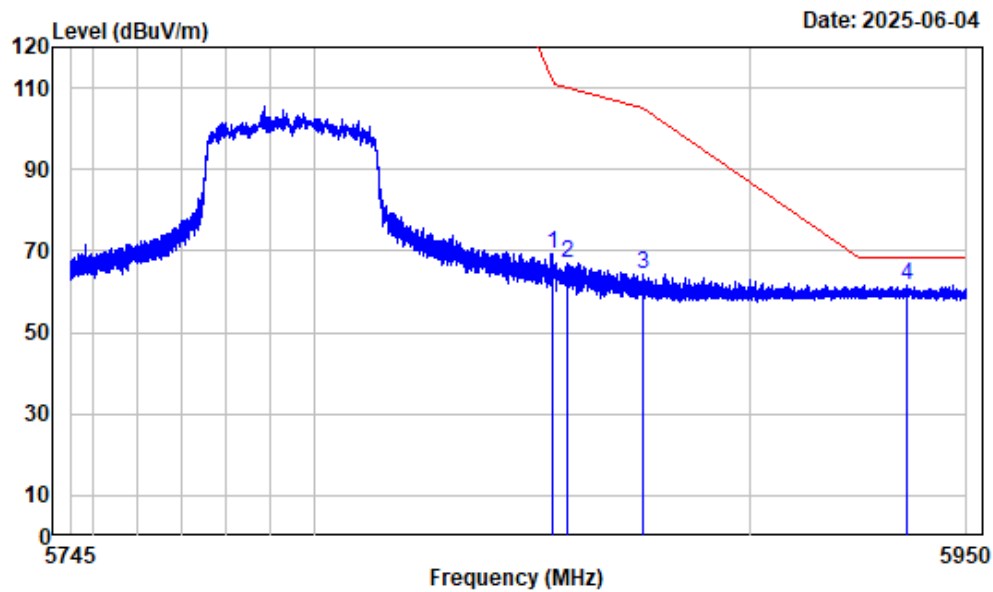
## Left Band edge\_Vertical\_802.11ax-HE40\_5755MHz



Condition : Vertical  
Project No. : 2501P42038E-RF  
Tester : Visen Wu  
Spectrum setting: Peak reading: RBW:1MHz VBW:3MHz Detector:Peak  
Note : 5GWiFi\_B4\_AX40\_ANT0&ANT1\_5755

	Freq	Factor	Read Level	Level	Limit Line	Over Limit	Remark
	MHz	dB/m	dBuV	dBuV/m	dBuV/m	dB	
1	5643.952	-5.91	65.35	59.44	68.20	-8.76	Peak
2	5699.822	-5.71	71.44	65.73	105.07	-39.34	Peak
3	5714.814	-5.57	74.81	69.24	109.35	-40.11	Peak
4	5724.553	-5.49	77.71	72.22	121.18	-48.96	Peak

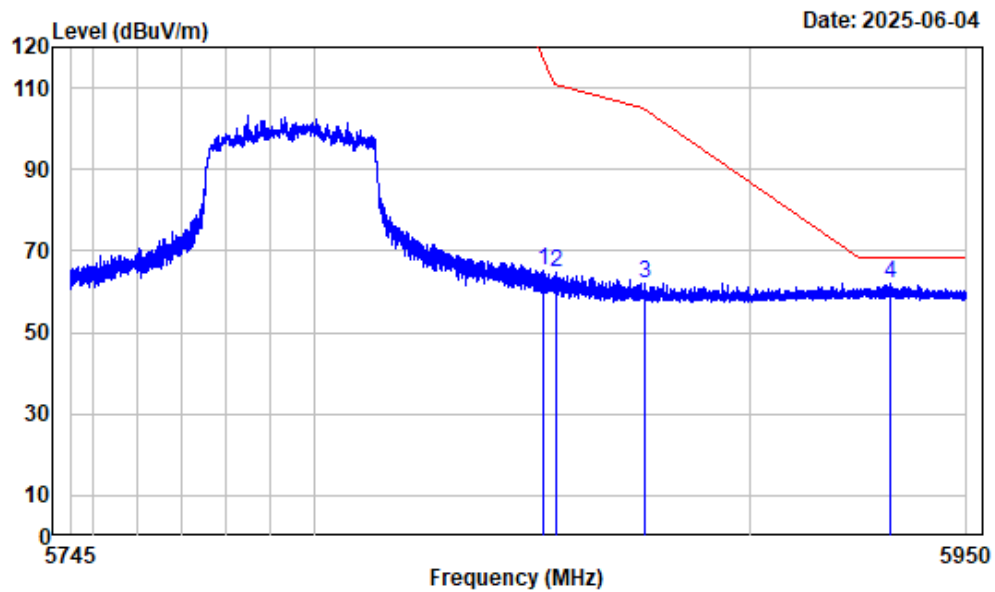
## Right Band edge\_Horizontal\_802.11ax-HE40\_5795MHz



Condition : Horizontal  
Project No. : 2501P42038E-RF  
Tester : Visen Wu  
Spectrum setting: Peak reading: RBW:1MHz VBW:3MHz Detector:Peak  
Note : 5GWiFi\_B4\_AX40\_ANT0&ANT1\_5795

		Read		Limit	Over	Remark
Freq	Factor	Level	Level	Line	Limit	
MHz	dB/m	dBuV	dBuV/m	dBuV/m	dB	
1	5854.228	-4.65	74.07	69.42	112.56	-43.14 Peak
2	5857.867	-4.65	71.62	66.97	110.00	-43.03 Peak
3	5875.217	-4.57	68.91	64.34	105.04	-40.70 Peak
4	5936.109	-4.45	65.98	61.53	68.20	-6.67 Peak

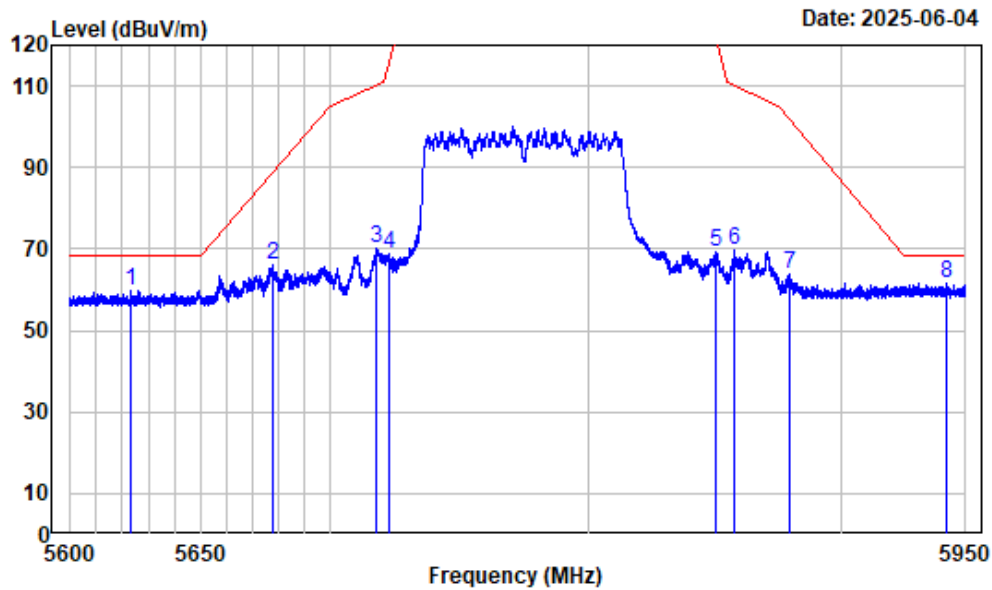
## Right Band edge\_Vertical\_802.11ax-HE40\_5795MHz



Condition : Vertical  
Project No. : 2501P42038E-RF  
Tester : Visen Wu  
Spectrum setting: Peak reading: RBW:1MHz VBW:3MHz Detector:Peak  
Note : 5GWiFi\_B4\_AX40\_ANT0&ANT1\_5795

	Freq	Factor	Read Level	Level	Limit Line	Over Limit	Remark
	MHz	dB/m	dBuV	dBuV/m	dBuV/m	dB	
1	5852.305	-4.66	69.98	65.32	116.94	-51.62	Peak
2	5855.252	-4.66	69.43	64.77	110.73	-45.96	Peak
3	5875.499	-4.57	66.78	62.21	104.83	-42.62	Peak
4	5932.342	-4.44	66.43	61.99	68.20	-6.21	Peak

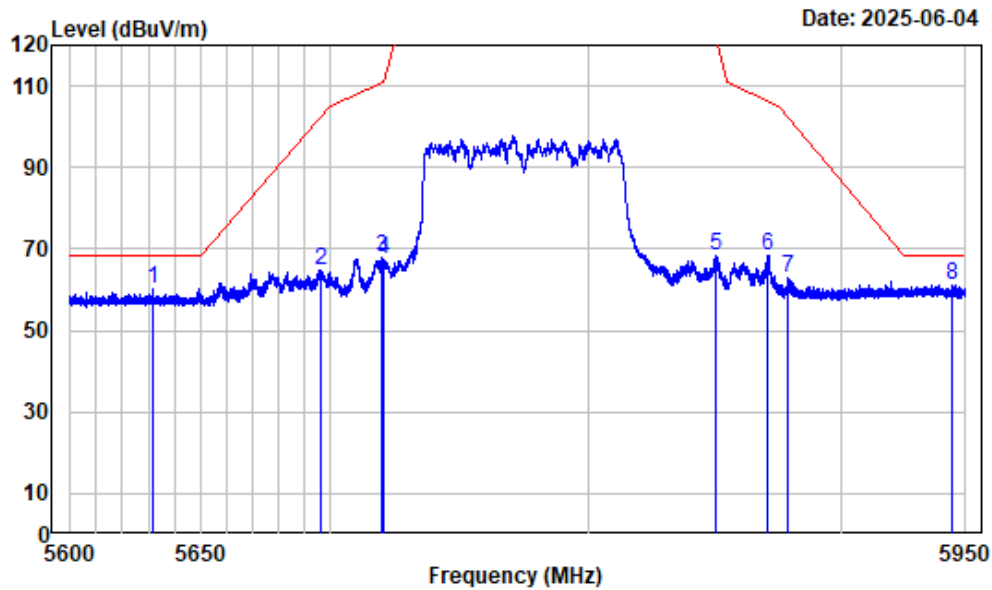
## Band edge\_Horizontal\_802.11ax-HE80\_5775MHz



Condition : Horizontal  
Project No. : 2501P42038E-RF  
Tester : Visen Wu  
Spectrum setting: Peak reading: RBW:1MHz VBW:3MHz Detector:Peak  
Note : 5GWiFi\_B4\_AX80\_ANT0&ANT1\_5775

	Freq	Factor	Read Level	Level	Limit Line	Over Limit	Remark
	MHz	dB/m	dBuV	dBuV/m	dBuV/m	dB	
1	5623.628	-6.05	65.90	59.85	68.20	-8.35	Peak
2	5677.666	-5.78	71.92	66.14	88.71	-22.57	Peak
3	5717.790	-5.55	75.56	70.01	110.18	-40.17	Peak
4	5722.296	-5.51	74.13	68.62	116.04	-47.42	Peak
5	5850.369	-4.68	74.11	69.43	121.36	-51.93	Peak
6	5857.676	-4.65	74.27	69.62	110.05	-40.43	Peak
7	5879.947	-4.55	68.51	63.96	101.53	-37.57	Peak
8	5942.255	-4.44	65.89	61.45	68.20	-6.75	Peak

## Band edge\_Vertical\_802.11ax-HE80\_5775MHz

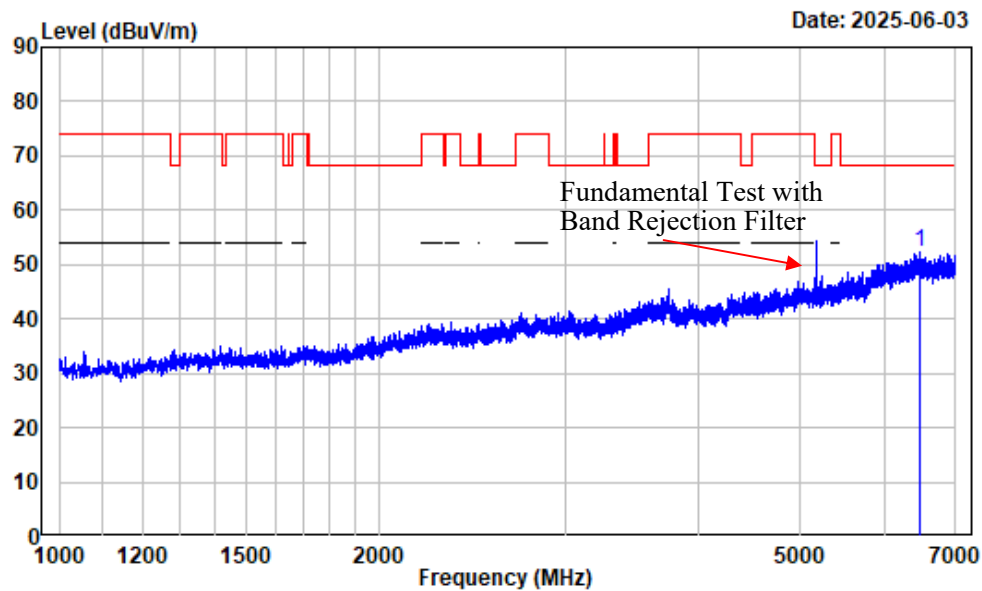


Condition : Vertical  
Project No. : 2501P42038E-RF  
Tester : Visen Wu  
Spectrum setting: Peak reading: RBW:1MHz VBW:3MHz Detector:Peak  
Note : 5GWiFi\_B4\_AX80\_ANT0&ANT1\_5775

	Freq	Factor	Read Level	Level	Limit Line	Over Limit	Remark
	MHz	dB/m	dBuV	dBuV/m	dBuV/m	dB	
1	5631.810	-6.00	66.22	60.22	68.20	-7.98	Peak
2	5696.262	-5.72	70.49	64.77	102.45	-37.68	Peak
3	5719.802	-5.54	73.29	67.75	110.74	-42.99	Peak
4	5720.371	-5.53	72.95	67.42	111.65	-44.23	Peak
5	5850.281	-4.68	73.24	68.56	121.56	-53.00	Peak
6	5871.021	-4.59	72.88	68.29	106.31	-38.02	Peak
7	5879.160	-4.55	67.57	63.02	102.11	-39.09	Peak
8	5944.355	-4.45	65.71	61.26	68.20	-6.94	Peak

1-18GHz (Listed with the worst harmonic margin test plot)

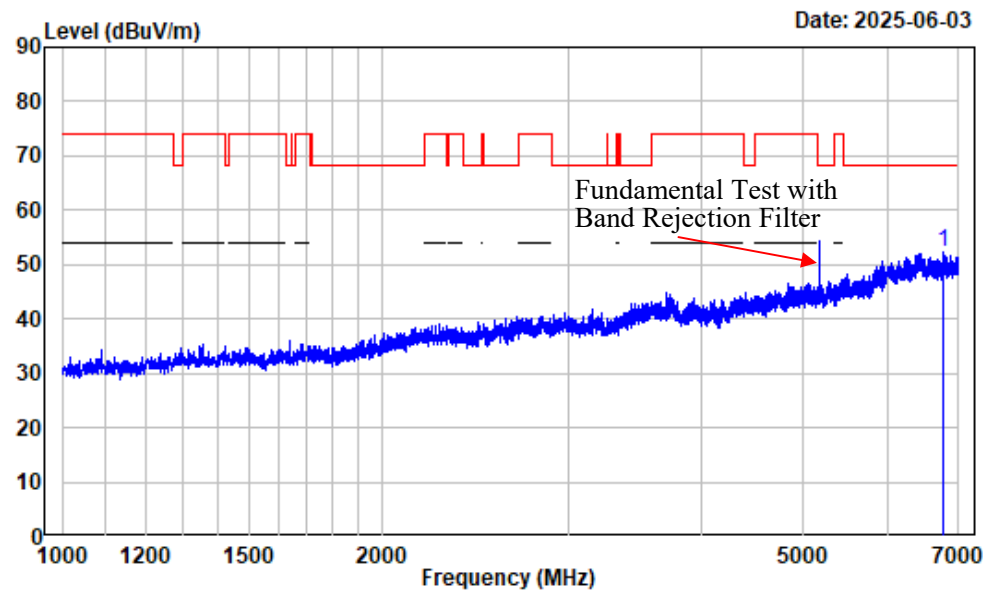
1-7GHz\_Horizontal\_802.11a\_5180MHz



Condition : Horizontal  
Project No. : 2501P42038E-RF  
Tester : Visen Wu  
Spectrum setting: Peak reading: RBW:1MHz VBW:3MHz Detector:Peak  
Note : 5GWiFi\_B1\_A\_ANT0&ANT1\_5180

Freq Factor		Read Level	Level	Limit Line	Over Limit	Remark
MHz	dB/m	dBuV	dBuV/m	dBuV/m	dB	
1	6487.686	-2.93	55.18	52.25	68.20	-15.95 Peak

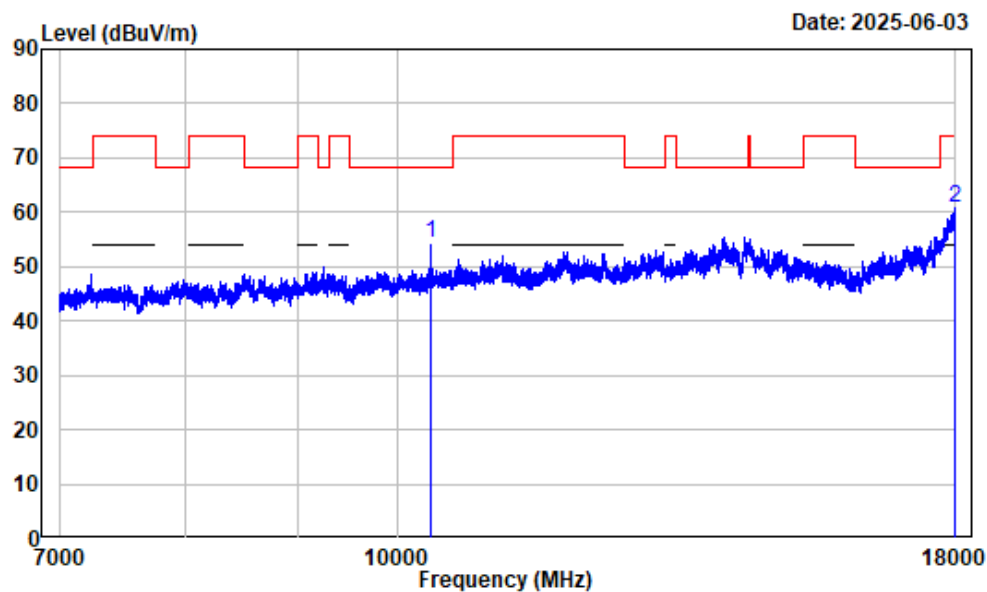
1-7GHz\_Vertical\_802.11a\_5180MHz



Condition : Vertical  
Project No. : 2501P42038E-RF  
Tester : Visen Wu  
Spectrum setting: Peak reading: RBW:1MHz VBW:3MHz Detector:Peak  
Note : 5GWiFi\_B1\_A\_ANT0&ANT1\_5180

Freq		Factor	Read Level	Level	Limit	Over Limit	Remark
MHz		dB/m	dBuV	dBuV/m	dBuV/m	dB	
1	6780.973	-3.30	55.52	52.22	68.20	-15.98	Peak

7-18GHz\_Horizontal\_Peak\_802.11a\_5180MHz

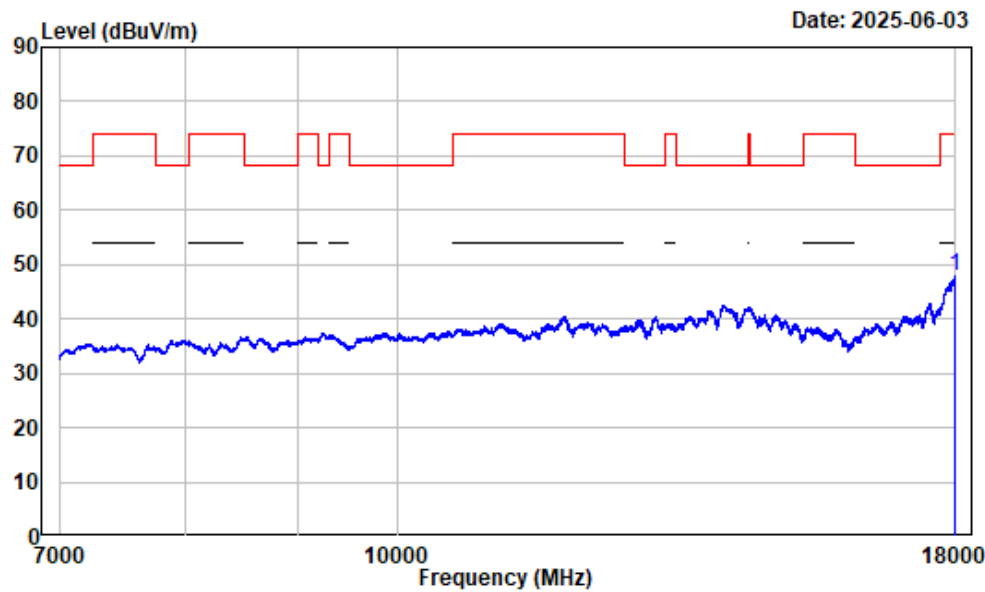


Condition : Horizontal  
Project No. : 2501P42038E-RF  
Tester : Visen Wu  
Spectrum setting: Peak reading: RBW:1MHz VBW:3MHz Detector:Peak  
Note : 5GWiFi\_B1\_A\_ANT0&ANT1\_5180

		Read		Limit	Over	Remark
Freq Factor		Level	Level	Line	Limit	
MHz	dB/m	dBuV	dBuV/m	dBuV/m	dB	
1 10360.000	2.53	51.81	54.34	68.20	-13.86	Peak
2 17982.120	13.10	47.68	60.78	74.00	-13.22	Peak



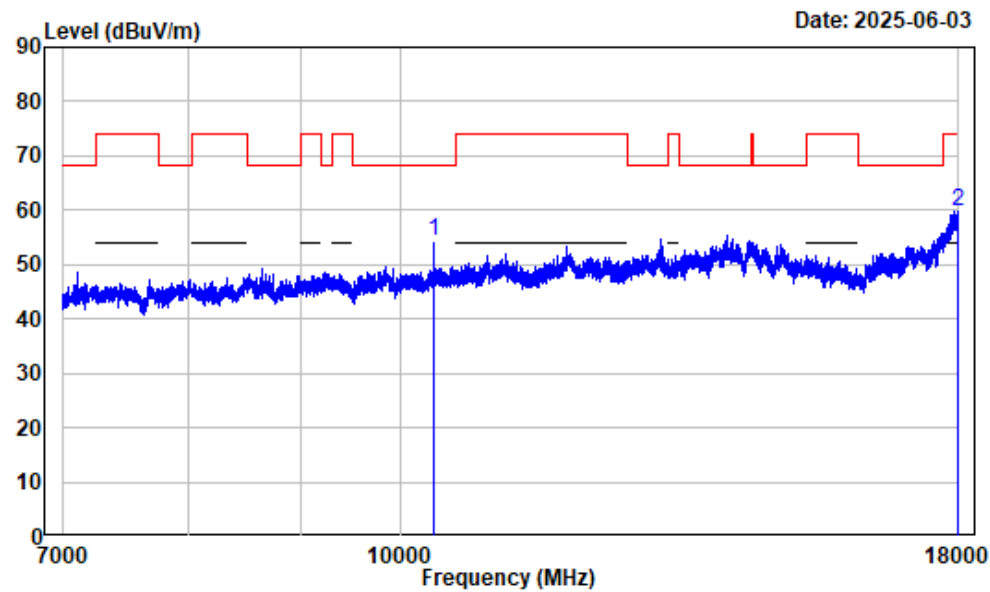
7-18GHz\_Horizontal\_Average\_802.11a\_5180MHz



Condition : Horizontal  
Project No. : 2501P42038E-RF  
Tester : Visen Wu  
Spectrum setting: Average reading: RBW:1MHz VBW:1kHz Detector:Peak  
Note : 5GWiFi\_B1\_A\_ANT0&ANT1\_5180

Freq Factor		Read Level		Limit	Over	Remark
MHz	dB/m	dBuV	dBuV/m	dBuV/m	dB	
1 17986.250	13.12	34.79	47.91	54.00	-6.09	Average

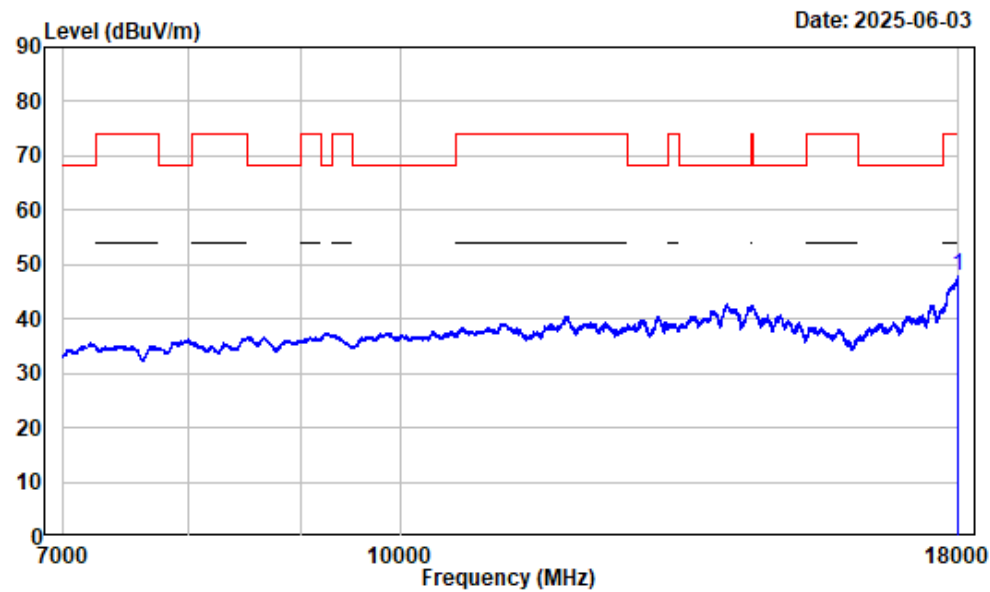
7-18GHz\_Vertical\_Peak\_802.11a\_5180MHz



Condition : Vertical  
Project No. : 2501P42038E-RF  
Tester : Visen Wu  
Spectrum setting: Peak reading: RBW:1MHz VBW:3MHz Detector:Peak  
Note : 5GWiFi\_B1\_A\_ANT0&ANT1\_5180

Freq		Factor	Read Level	Level	Limit	Over	Remark
MHz		dB/m	dBuV	dBuV/m	dBuV/m	dB	
1	10360.000	2.53	51.67	54.20	68.20	-14.00	Peak
2	17995.880	13.18	46.70	59.88	74.00	-14.12	Peak

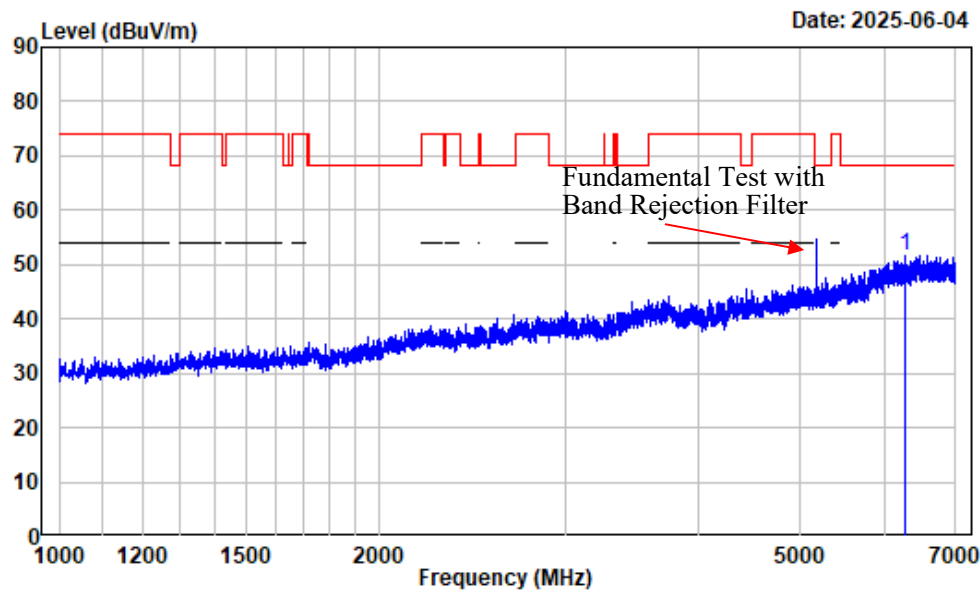
7-18GHz\_Vertical\_Average\_802.11a\_5180MHz



Condition : Vertical  
Project No. : 2501P42038E-RF  
Tester : Visen Wu  
Spectrum setting: Average reading: RBW:1MHz VBW:1kHz Detector:Peak  
Note : 5GWiFi\_B1\_A\_ANT0&ANT1\_5180

		Read		Limit	Over	Remark
Freq Factor		Level	Level	Line	Limit	
MHz	dB/m	dBuV	dBuV/m	dBuV/m	dB	
1 17991.750	13.16	34.69	47.85	54.00	-6.15	Average

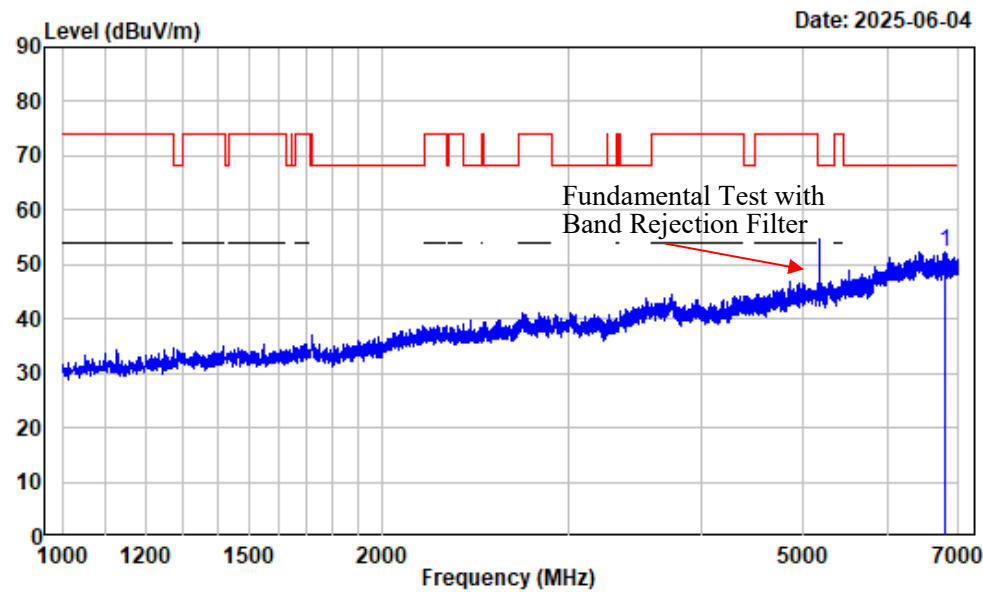
1-7GHz\_Horizontal\_802.11ac-VHT20\_5180MHz



Condition : Horizontal  
Project No. : 2501P42038E-RF  
Tester : Visen Wu  
Spectrum setting: Peak reading: RBW:1MHz VBW:3MHz Detector:Peak  
Note : 5GWiFi\_B1\_AC20\_ANT0&ANT1\_5180

Freq		Factor	Read Level	Level	Limit	Over Limit	Remark
MHz		dB/m	dBuV	dBuV/m	dBuV/m	dB	
1	6264.908	-3.77	55.40	51.63	68.20	-16.57	Peak

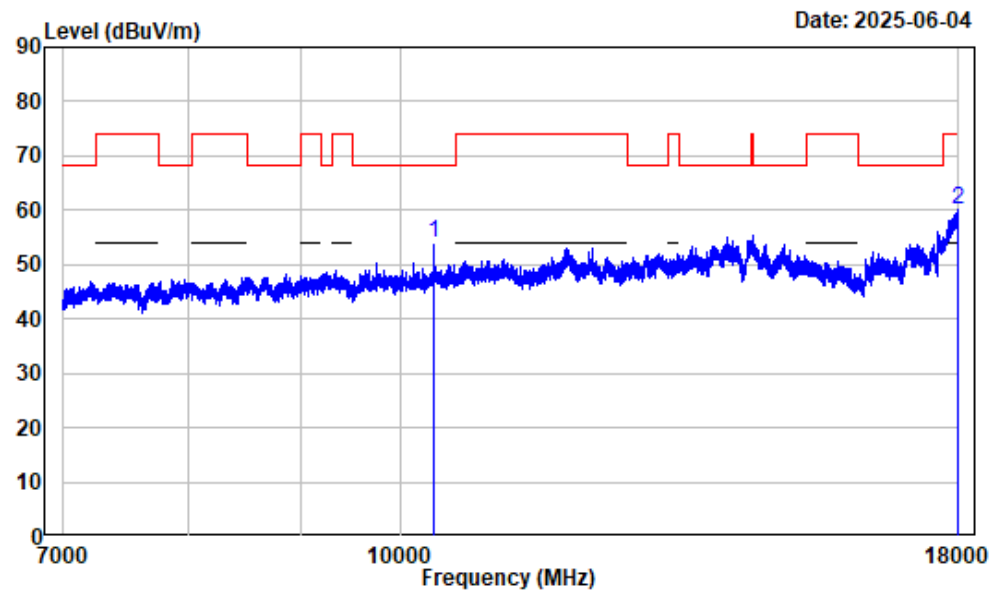
1-7GHz\_Vertical\_802.11ac-VHT20\_5180MHz



Condition : Vertical  
Project No. : 2501P42038E-RF  
Tester : Visen Wu  
Spectrum setting: Peak reading: RBW:1MHz VBW:3MHz Detector:Peak  
Note : 5GWiFi\_B1\_AC20\_ANT0&ANT1\_5180

Freq		Factor	Read Level	Level	Limit	Over Limit	Remark
MHz		dB/m	dBuV	dBuV/m	dBuV/m	dB	
1	6809.476	-3.31	55.45	52.14	68.20	-16.06	Peak

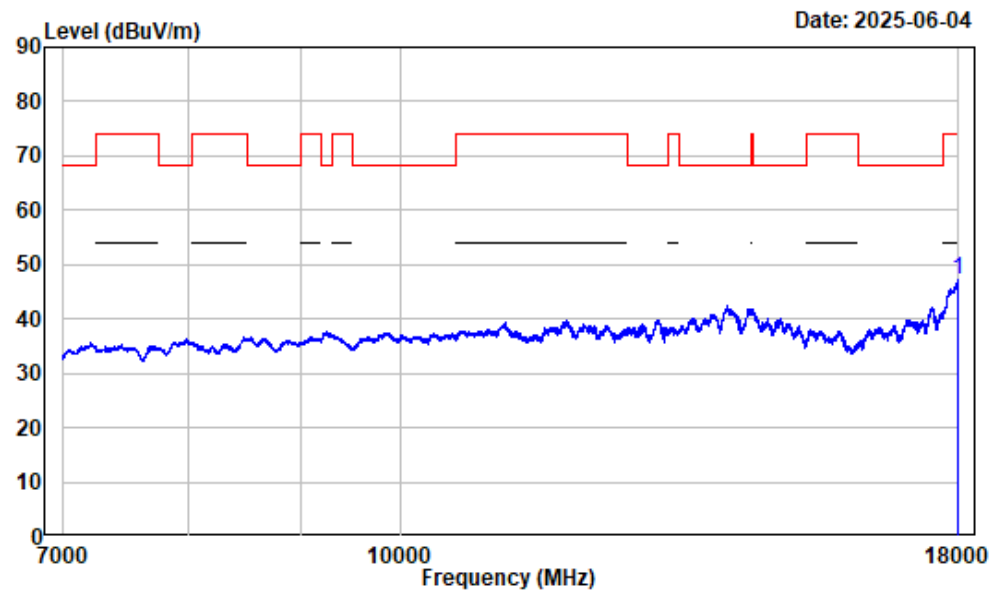
7-18GHz\_Horizontal\_Peak\_802.11ac-VHT20\_5180MHz



Condition : Horizontal  
Project No. : 2501P42038E-RF  
Tester : Visen Wu  
Spectrum setting: Peak reading: RBW:1MHz VBW:3MHz Detector:Peak  
Note : 5GWiFi\_B1\_AC20\_ANT0&ANT1\_5180

Freq		Factor	Read Level	Level	Limit	Over	Remark
MHz		dB/m	dBuV	dBuV/m	dBuV/m	dB	
1	10360.000	2.53	51.56	54.09	68.20	-14.11	Peak
2	17979.370	13.10	46.99	60.09	74.00	-13.91	Peak

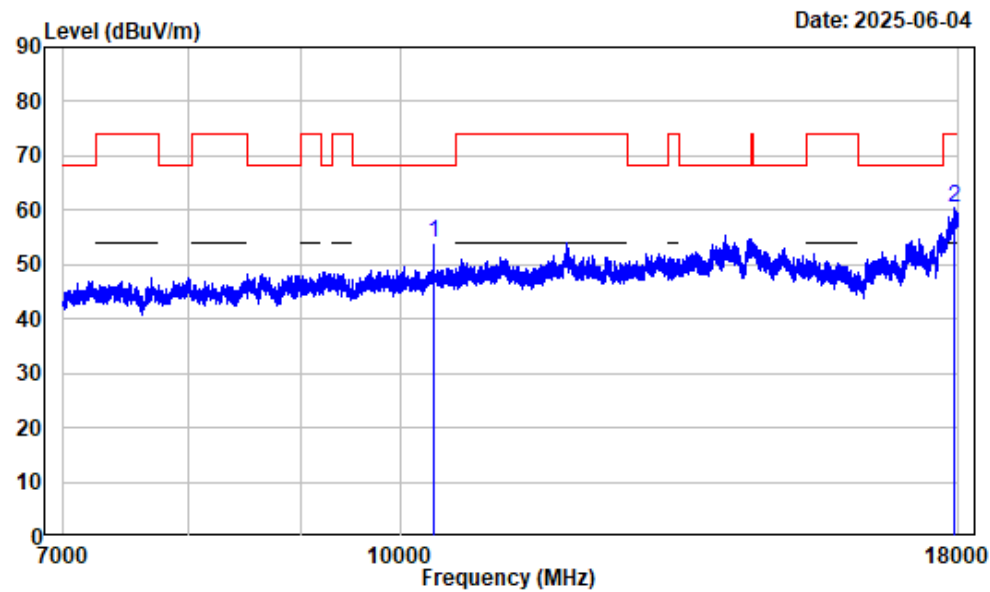
7-18GHz\_Horizontal\_Average\_802.11ac-VHT20\_5180MHz



Condition : Horizontal  
Project No. : 2501P42038E-RF  
Tester : Visen Wu  
Spectrum setting: Average reading: RBW:1MHz VBW:1kHz Detector:Peak  
Note : 5GWiFi\_B1\_AC20\_ANT0&ANT1\_5180

Freq		Factor	Read		Limit	Over	Remark
			Level	Level	Line	Limit	
MHz		dB/m	dBuV	dBuV/m	dBuV/m	dB	
1 17995.880		13.18	33.96	47.14	54.00	-6.86	Average

7-18GHz\_Vertical\_Peak\_802.11ac-VHT20\_5180MHz

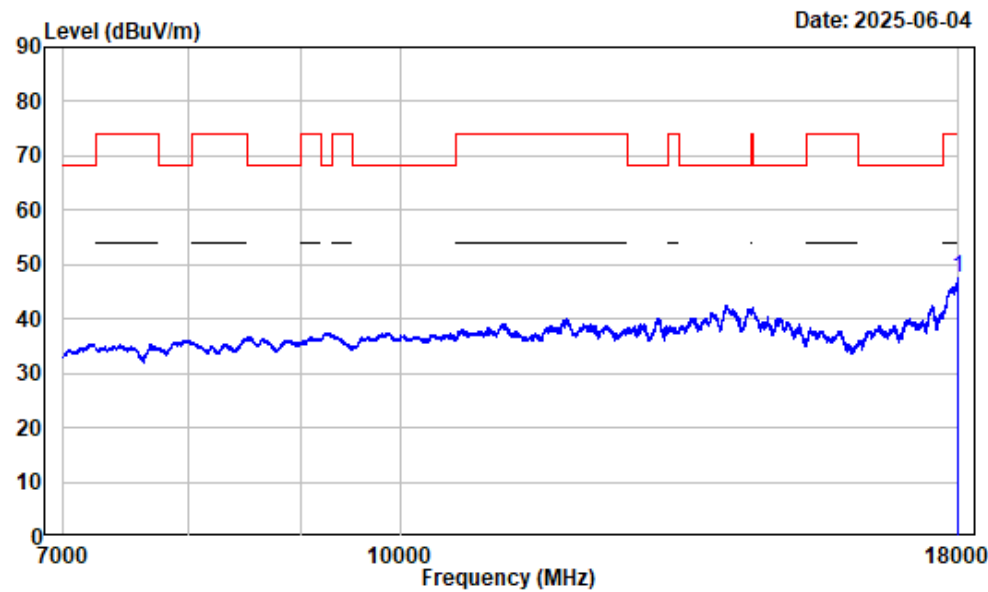


Condition : Vertical  
Project No. : 2501P42038E-RF  
Tester : Visen Wu  
Spectrum setting: Peak reading: RBW:1MHz VBW:3MHz Detector:Peak  
Note : 5GWiFi\_B1\_AC20\_ANT0&ANT1\_5180

Freq		Factor	Read Level	Level	Limit	Over	Remark
MHz		dB/m	dBuV	dBuV/m	dBuV/m	dB	
1	10360.000	2.53	51.52	54.05	68.20	-14.15	Peak
2	17920.240	12.80	47.58	60.38	74.00	-13.62	Peak



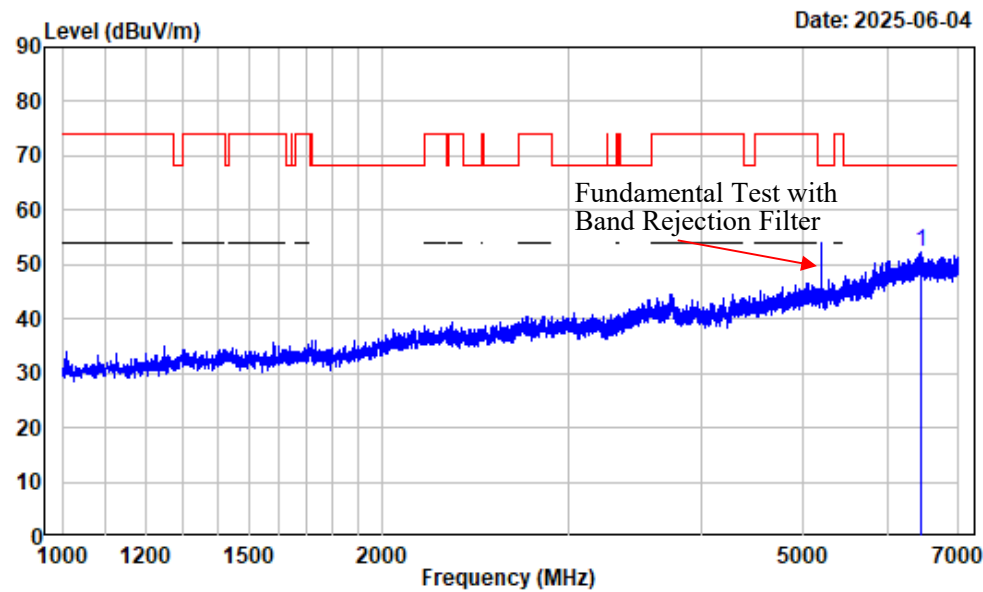
7-18GHz\_Vertical\_Average\_802.11ac-VHT20\_5180MHz



Condition : Vertical  
Project No. : 2501P42038E-RF  
Tester : Visen Wu  
Spectrum setting: Average reading: RBW:1MHz VBW:1kHz Detector:Peak  
Note : 5GWiFi\_B1\_AC20\_ANT0&ANT1\_5180

Freq Factor		Read Level		Limit	Over	Remark
MHz	dB/m	dBuV	dBuV/m	dBuV/m	dB	
1 17998.630	13.19	34.25	47.44	54.00	-6.56	Average

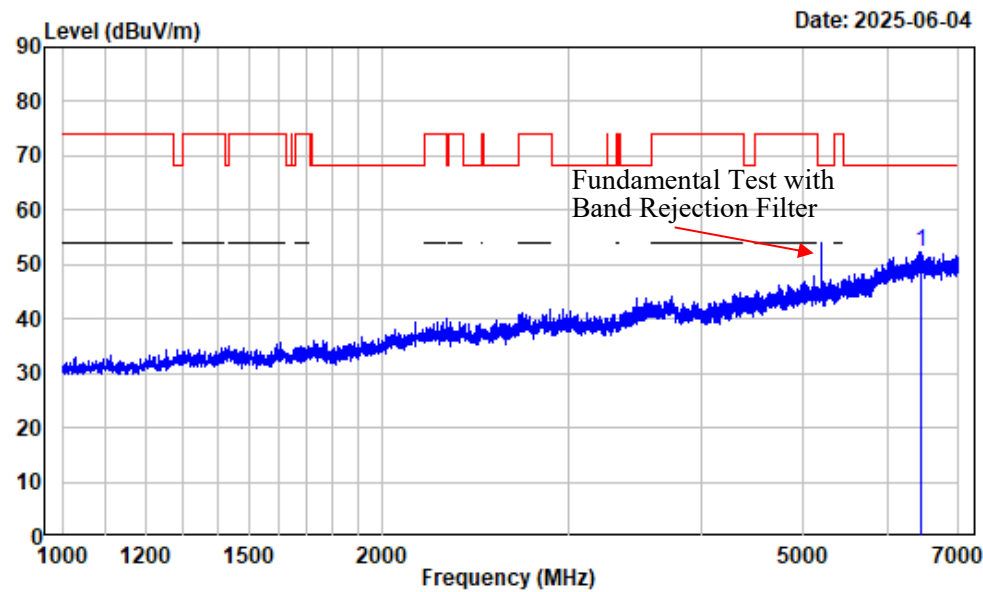
1-7GHz\_Horizontal\_802.11ac-VHT40\_5190MHz



Condition : Horizontal  
Project No. : 2501P42038E-RF  
Tester : Visen Wu  
Spectrum setting: Peak reading: RBW:1MHz VBW:3MHz Detector:Peak  
Note : 5GWiFi\_B1\_AC40\_ANT0&ANT1\_5190

Freq		Factor	Read Level	Level	Limit	Over Limit	Remark
MHz		dB/m	dBuV	dBuV/m	dBuV/m	dB	
1	6450.181	-2.87	55.06	52.19	68.20	-16.01	Peak

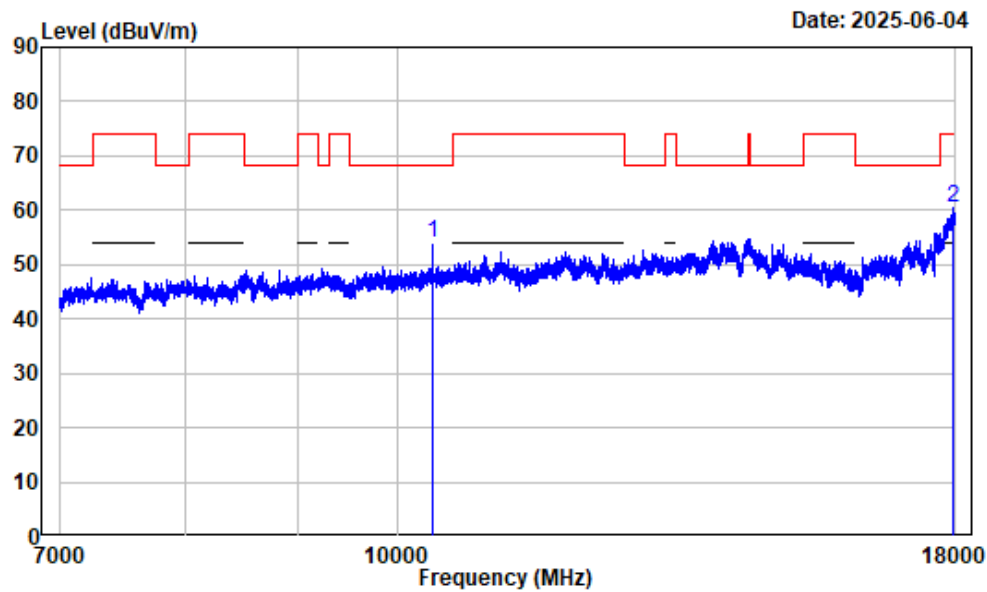
1-7GHz\_Vertical\_802.11ac-VHT40\_5190MHz



Condition : Vertical  
Project No. : 2501P42038E-RF  
Tester : Visen Wu  
Spectrum setting: Peak reading: RBW:1MHz VBW:3MHz Detector:Peak  
Note : 5GWiFi\_B1\_AC40\_ANT0&ANT1\_5190

Freq		Factor	Read Level	Level	Limit	Over Limit	Remark
MHz		dB/m	dBuV	dBuV/m	dBuV/m	dB	
1	6459.933	-2.89	55.17	52.28	68.20	-15.92	Peak

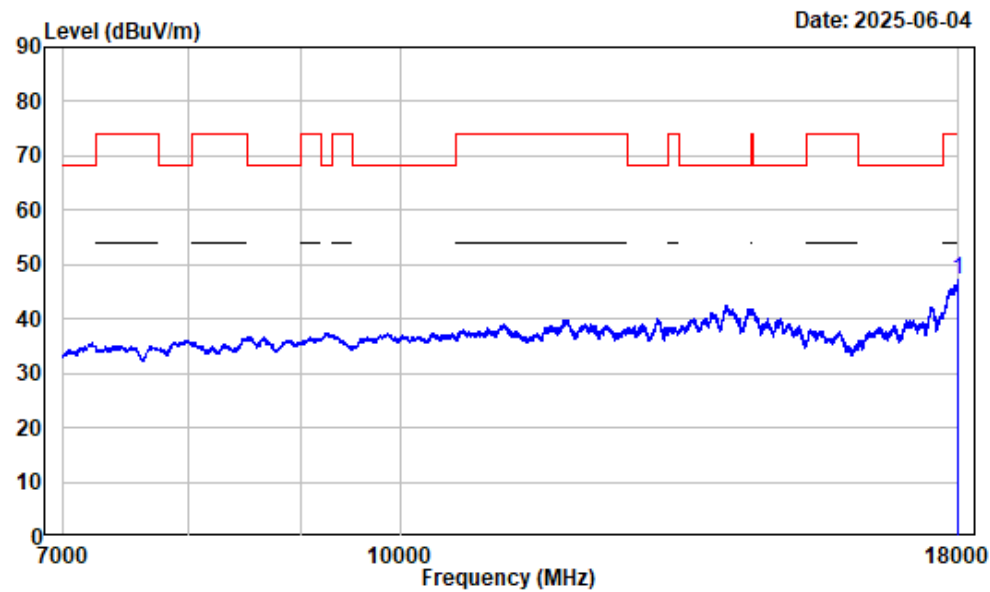
7-18GHz\_Horizontal\_Peak\_802.11ac-VHT40\_5190MHz



Condition : Horizontal  
Project No. : 2501P42038E-RF  
Tester : Visen Wu  
Spectrum setting: Peak reading: RBW:1MHz VBW:3MHz Detector:Peak  
Note : 5GWiFi\_B1\_AC40\_ANT0&ANT1\_5190

Freq		Factor	Read Level	Level	Limit	Over	Remark
MHz		dB/m	dBuV	dBuV/m	dBuV/m	dB	
1	10380.000	2.54	51.55	54.09	68.20	-14.11	Peak
2	17971.120	13.06	47.49	60.55	74.00	-13.45	Peak

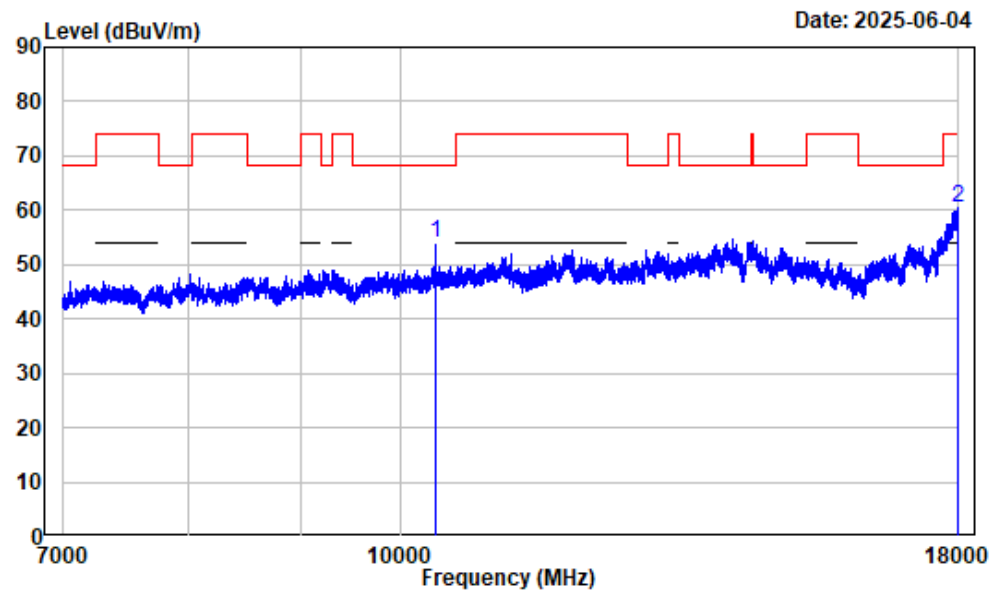
7-18GHz\_Horizontal\_Average\_802.11ac-VHT40\_5190MHz



Condition : Horizontal  
Project No. : 2501P42038E-RF  
Tester : Visen Wu  
Spectrum setting: Average reading: RBW:1MHz VBW:1kHz Detector:Peak  
Note : 5GWiFi\_B1\_AC40\_ANT0&ANT1\_5190

Freq Factor		Read Level		Limit	Over	Remark
MHz	dB/m	dBuV	dBuV/m	dBuV/m	dB	
1 17998.630	13.19	34.08	47.27	54.00	-6.73	Average

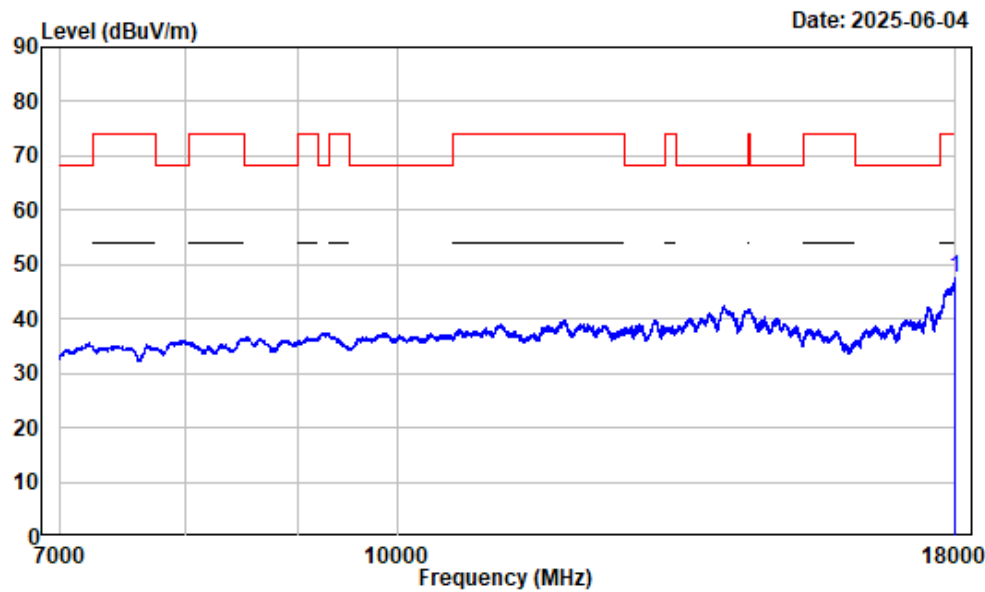
7-18GHz\_Vertical\_Peak\_802.11ac-VHT40\_5190MHz



Condition : Vertical  
Project No. : 2501P42038E-RF  
Tester : Visen Wu  
Spectrum setting: Peak reading: RBW:1MHz VBW:3MHz Detector:Peak  
Note : 5GWiFi\_B1\_AC40\_ANT0&ANT1\_5190

Freq		Factor	Read Level	Level	Limit Line	Over Limit	Remark
MHz		dB/m	dBuV	dBuV/m	dBuV/m	dB	
1	10380.000	2.54	51.42	53.96	68.20	-14.24	Peak
2	17983.500	13.11	47.27	60.38	74.00	-13.62	Peak

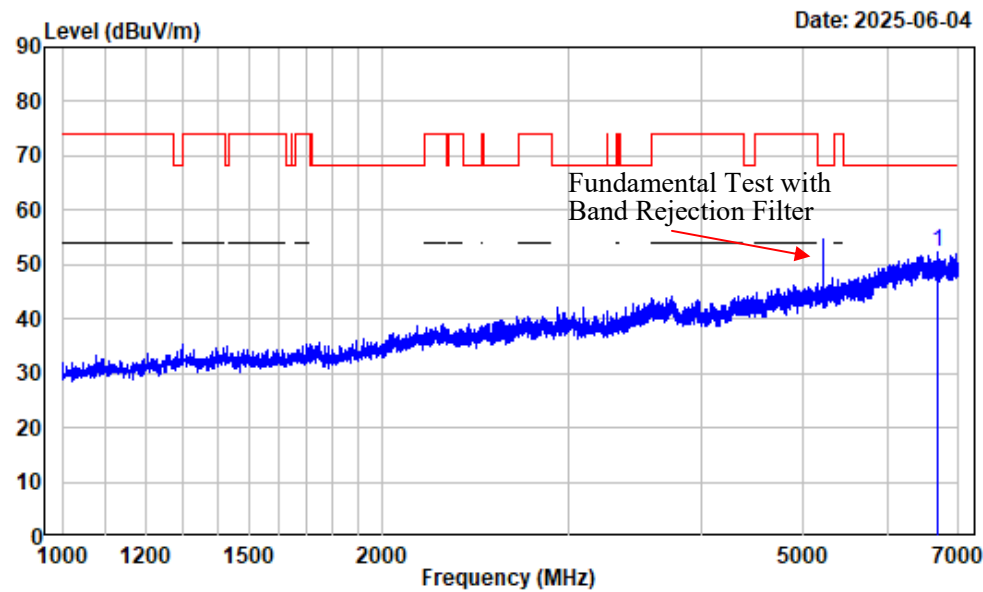
7-18GHz\_Vertical\_Average\_802.11ac-VHT40\_5190MHz



Condition : Vertical  
Project No. : 2501P42038E-RF  
Tester : Visen Wu  
Spectrum setting: Average reading: RBW:1MHz VBW:1kHz Detector:Peak  
Note : 5GWiFi\_B1\_AC40\_ANT0&ANT1\_5190

Freq Factor		Read Level		Limit	Over	Remark
MHz	dB/m	dBuV	dBuV/m	dBuV/m	dB	
1 17998.630	13.19	34.21	47.40	54.00	-6.60	Average

1-7GHz\_Horizontal\_802.11ac-VHT80\_5210MHz

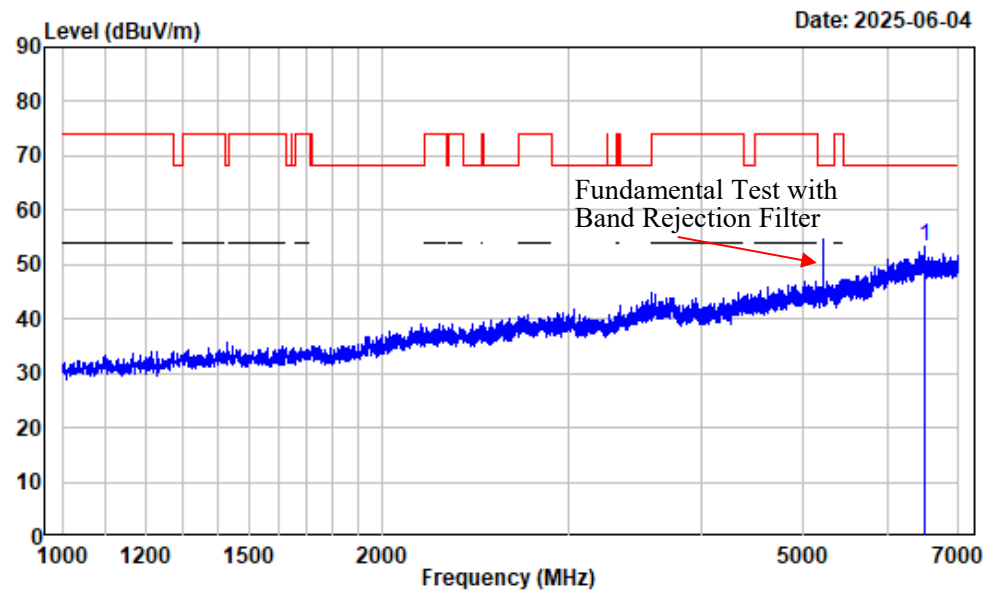


Condition : Horizontal  
Project No. : 2501P42038E-RF  
Tester : Visen Wu  
Spectrum setting: Peak reading: RBW:1MHz VBW:3MHz Detector:Peak  
Note : 5GWiFi\_B1\_AC80\_ANT0&ANT1\_5210

Freq		Factor	Read Level	Level	Limit	Over	Remark
			dBuV	dBuV/m	dBuV/m	Limit	
MHz		dB/m				dB	
1	6683.460	-3.22	55.51	52.29	68.20	-15.91	Peak



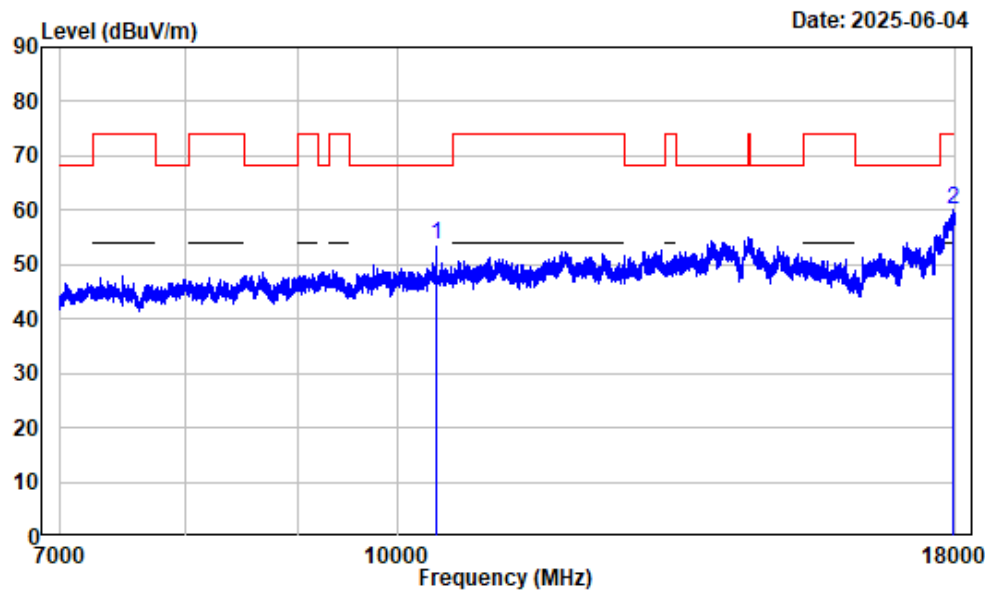
1-7GHz\_Vertical\_802.11ac-VHT80\_5210MHz



Condition : Vertical  
Project No. : 2501P42038E-RF  
Tester : Visen Wu  
Spectrum setting: Peak reading: RBW:1MHz VBW:3MHz Detector:Peak  
Note : 5GWiFi\_B1\_AC80\_ANT0&ANT1\_5210

Freq		Factor	Read		Limit	Over	Remark
			Level	Level	Line	Limit	
MHz		dB/m	dBuV	dBuV/m	dBuV/m	dB	
1	6499.688	-2.95	56.26	53.31	68.20	-14.89	Peak

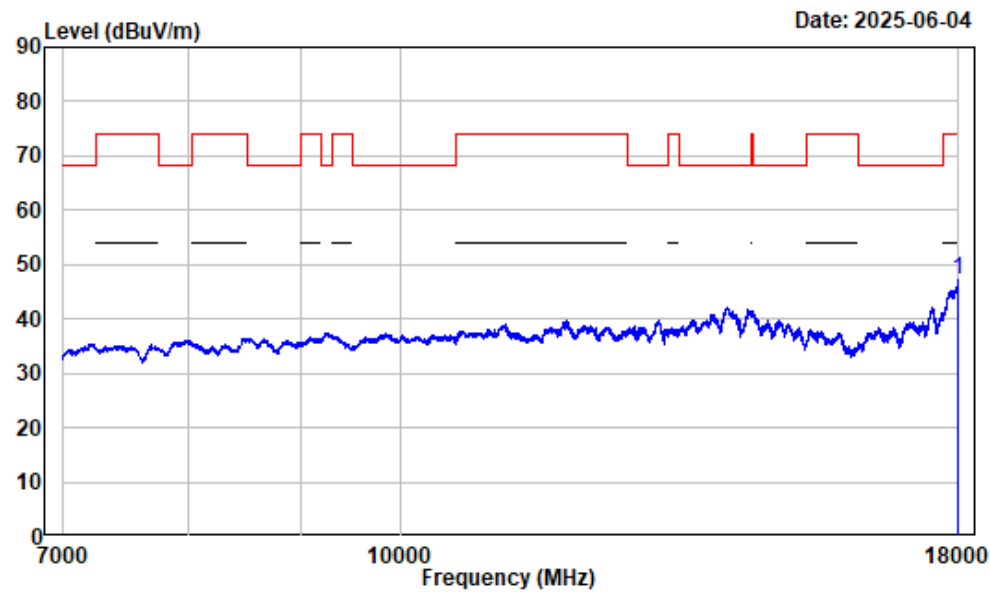
7-18GHz\_Horizontal\_Peak\_802.11ac-VHT80\_5210MHz



Condition : Horizontal  
Project No. : 2501P42038E-RF  
Tester : Visen Wu  
Spectrum setting: Peak reading: RBW:1MHz VBW:3MHz Detector:Peak  
Note : 5GWiFi\_B1\_AC80\_ANT0&ANT1\_5210

		Read		Limit	Over	Remark
Freq Factor		Level	Level	Line	Limit	
MHz	dB/m	dBuV	dBuV/m	dBuV/m	dB	
1 10420.000	2.48	51.29	53.77	68.20	-14.43	Peak
2 17947.740	12.94	47.11	60.05	74.00	-13.95	Peak

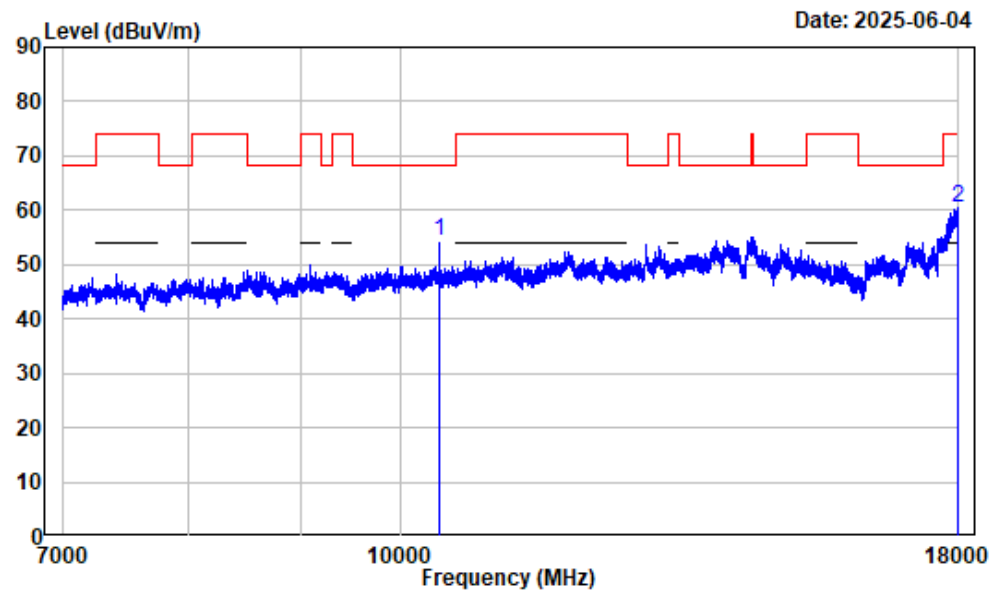
7-18GHz\_Horizontal\_Average\_802.11ac-VHT80\_5210MHz



Condition : Horizontal  
Project No. : 2501P42038E-RF  
Tester : Visen Wu  
Spectrum setting: Average reading: RBW:1MHz VBW:1kHz Detector:Peak  
Note : 5GWiFi\_B1\_AC80\_ANT0&ANT1\_5210

Freq		Factor	Read Level	Level	Limit	Over	Remark
MHz		dB/m	dBuV	dBuV/m	dBuV/m	dB	
1	17998.630	13.19	33.93	47.12	54.00	-6.88	Average

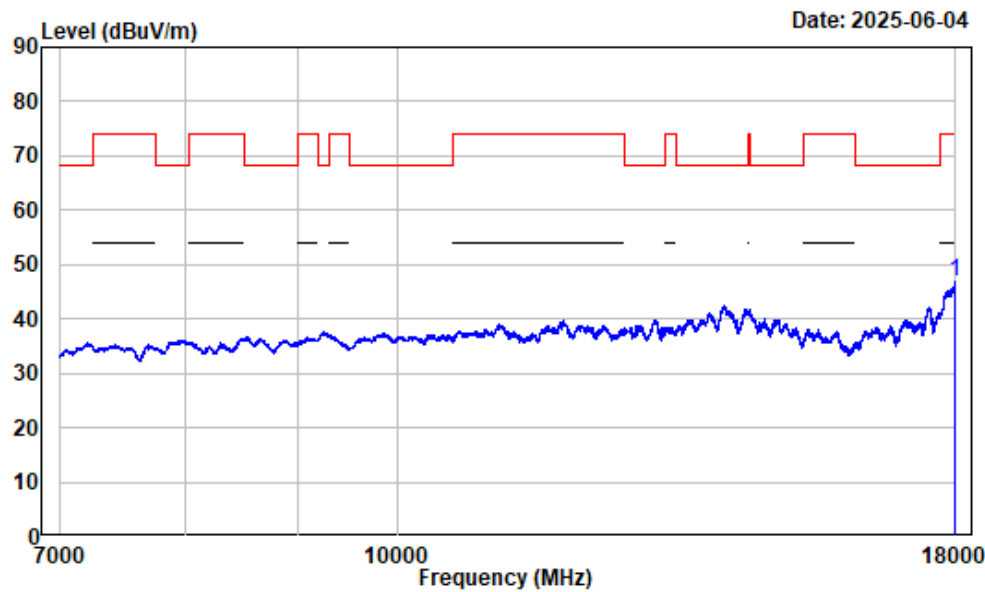
7-18GHz\_Vertical\_Peak\_802.11ac-VHT80\_5210MHz



Condition : Vertical  
Project No. : 2501P42038E-RF  
Tester : Visen Wu  
Spectrum setting: Peak reading: RBW:1MHz VBW:3MHz Detector:Peak  
Note : 5GWiFi\_B1\_AC80\_ANT0&ANT1\_5210

		Read		Limit	Over	Remark
Freq Factor		Level	Level	Line	Limit	
MHz	dB/m	dBuV	dBuV/m	dBuV/m	dB	
1 10420.000	2.48	51.86	54.34	68.20	-13.86	Peak
2 17980.750	13.11	47.41	60.52	74.00	-13.48	Peak

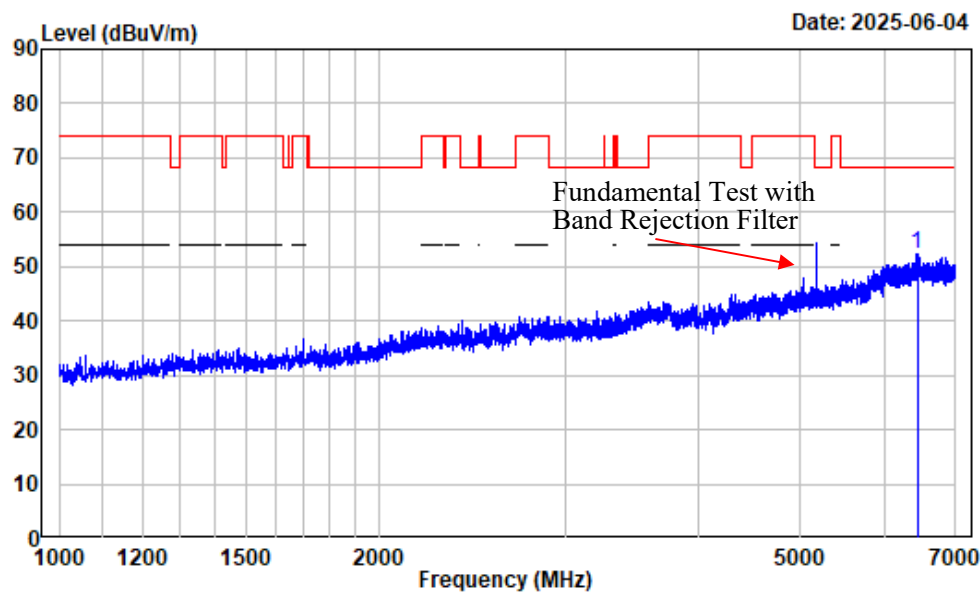
7-18GHz\_Vertical\_Average\_802.11ac-VHT80\_5210MHz



Condition : Vertical  
Project No. : 2501P42038E-RF  
Tester : Visen Wu  
Spectrum setting: Average reading: RBW:1MHz VBW:1kHz Detector:Peak  
Note : 5GWiFi\_B1\_AC80\_ANT0&ANT1\_5210

Freq		Factor	Read		Limit	Over	Remark
			Level	Level	Line	Limit	
MHz		dB/m	dBuV	dBuV/m	dBuV/m	dB	
1 17998.630		13.19	33.76	46.95	54.00	-7.05	Average

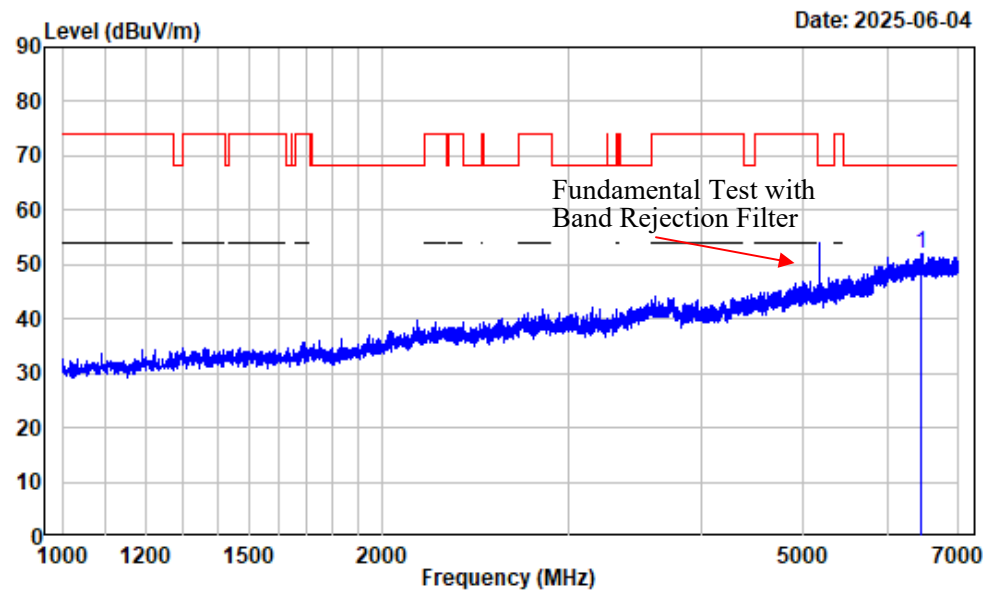
1-7GHz\_Horizontal\_802.11ax-HE20\_5180MHz



Condition : Horizontal  
Project No. : 2501P42038E-RF  
Tester : Visen Wu  
Spectrum setting: Peak reading: RBW:1MHz VBW:3MHz Detector:Peak  
Note : 5GWiFi\_B1\_AX20\_ANT0&ANT1\_5180

Freq		Factor	Read Level	Level	Limit	Over Limit	Remark
MHz		dB/m	dBuV	dBuV/m	dBuV/m	dB	
1	6441.180	-2.87	55.21	52.34	68.20	-15.86	Peak

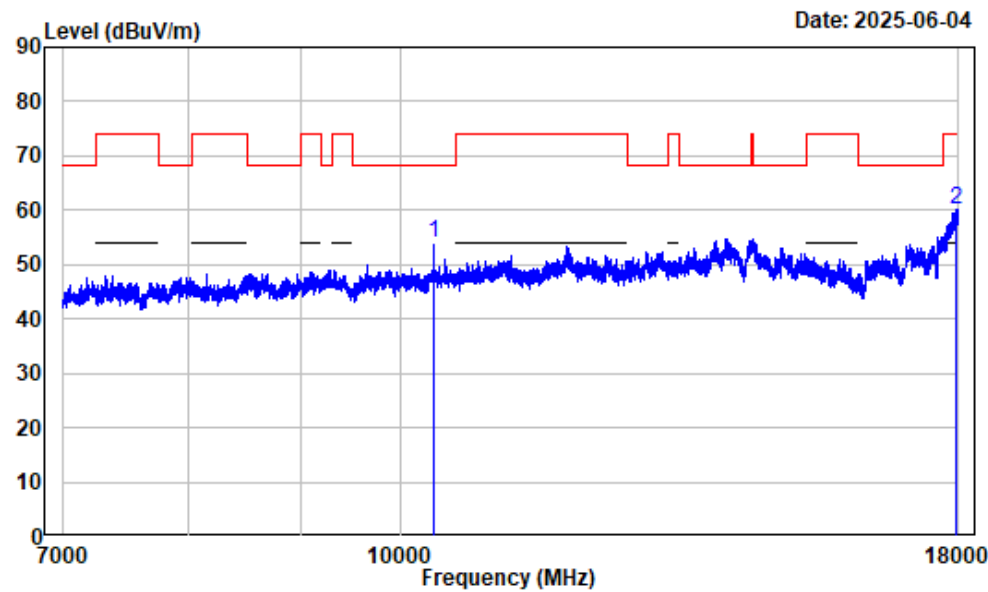
1-7GHz\_Vertical\_802.11ax-HE20\_5180MHz



Condition : Vertical  
Project No. : 2501P42038E-RF  
Tester : Visen Wu  
Spectrum setting: Peak reading: RBW:1MHz VBW:3MHz Detector:Peak  
Note : 5GWiFi\_B1\_AX20\_ANT0&ANT1\_5180

Freq		Factor	Read Level	Level	Limit Line	Over Limit	Remark
MHz		dB/m	dBuV	dBuV/m	dBuV/m	dB	
1	6444.181	-2.87	54.81	51.94	68.20	-16.26	Peak

7-18GHz\_Horizontal\_Peak\_802.11ax-HE20\_5180MHz

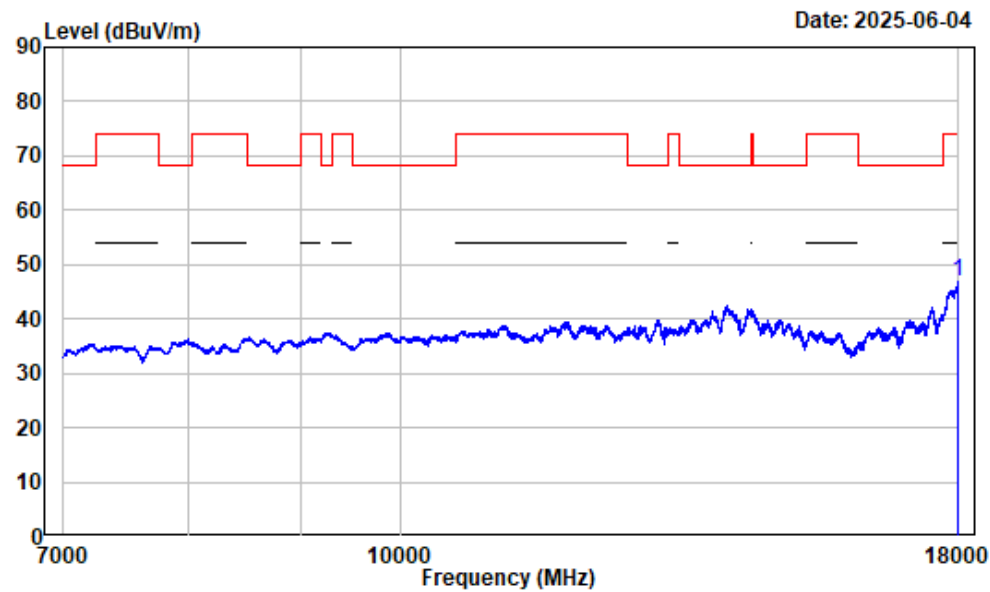


Condition : Horizontal  
Project No. : 2501P42038E-RF  
Tester : Visen Wu  
Spectrum setting: Peak reading: RBW:1MHz VBW:3MHz Detector:Peak  
Note : 5GWiFi\_B1\_AX20\_ANT0&ANT1\_5180

Freq		Factor	Read Level	Level	Limit	Over	Remark
MHz		dB/m	dBuV	dBuV/m	dBuV/m	dB	
1	10360.000	2.53	51.46	53.99	68.20	-14.21	Peak
2	17944.990	12.92	47.12	60.04	74.00	-13.96	Peak



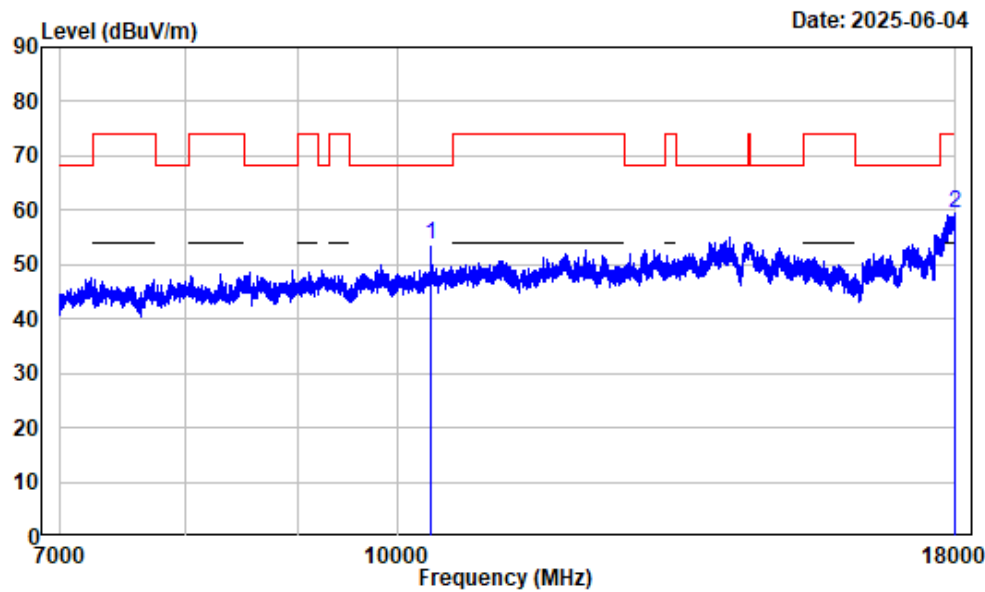
7-18GHz\_Horizontal\_Average\_802.11ax-HE20\_5180MHz



Condition : Horizontal  
Project No. : 2501P42038E-RF  
Tester : Visen Wu  
Spectrum setting: Average reading: RBW:1MHz VBW:1kHz Detector:Peak  
Note : 5GWiFi\_B1\_AX20\_ANT0&ANT1\_5180

Freq		Factor	Read		Limit	Over	Remark
			Level	Level	Line	Limit	
MHz		dB/m	dBuV	dBuV/m	dBuV/m	dB	
1 17995.880		13.18	33.82	47.00	54.00	-7.00	Average

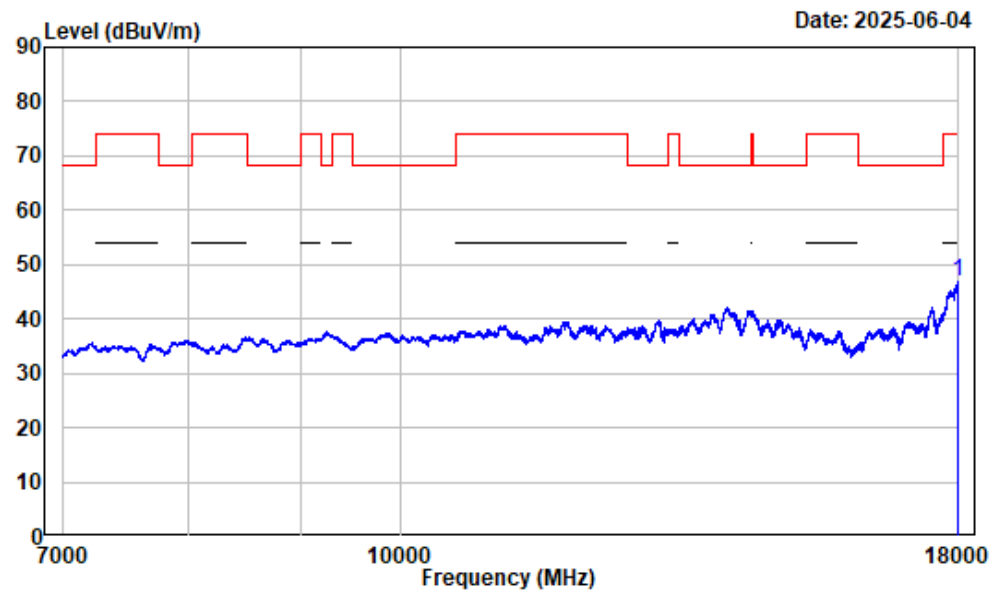
7-18GHz\_Vertical\_Peak\_802.11ax-HE20\_5180MHz



Condition : Vertical  
Project No. : 2501P42038E-RF  
Tester : Visen Wu  
Spectrum setting: Peak reading: RBW:1MHz VBW:3MHz Detector:Peak  
Note : 5GWiFi\_B1\_AX20\_ANT0&ANT1\_5180

Freq		Factor	Read Level	Level	Limit	Over	Remark
MHz		dB/m	dBuV	dBuV/m	dBuV/m	dB	
1	10360.000	2.53	51.27	53.80	68.20	-14.40	Peak
2	17982.120	13.10	46.35	59.45	74.00	-14.55	Peak

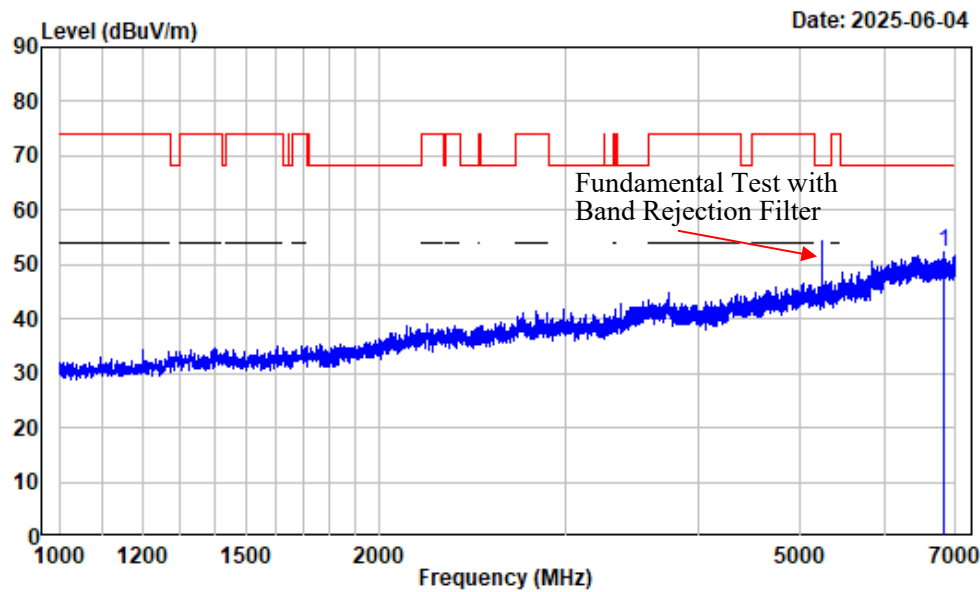
7-18GHz\_Vertical\_Average\_802.11ax-HE20\_5180MHz



Condition : Vertical  
Project No. : 2501P42038E-RF  
Tester : Visen Wu  
Spectrum setting: Average reading: RBW:1MHz VBW:1kHz Detector:Peak  
Note : 5GWiFi\_B1\_AX20\_ANT0&ANT1\_5180

Freq Factor		Read Level		Limit	Over	Remark
MHz	dB/m	dBuV	dBuV/m	dBuV/m	dB	
1 17998.630	13.19	33.61	46.80	54.00	-7.20	Average

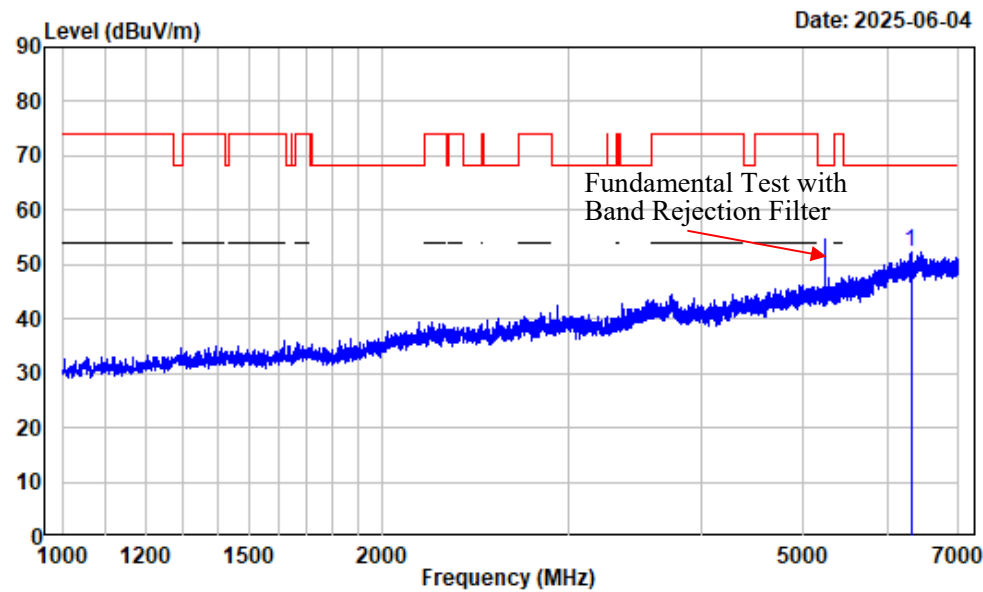
1-7GHz\_Horizontal\_802.11ax-HE40\_5230MHz



Condition : Horizontal  
Project No. : 2501P42038E-RF  
Tester : Visen Wu  
Spectrum setting: Peak reading: RBW:1MHz VBW:3MHz Detector:Peak  
Note : 5GWiFi\_B1\_AX40\_ANT0&ANT1\_5230

Freq		Factor	Read Level	Level	Limit Line	Over Limit	Remark
MHz		dB/m	dBuV	dBuV/m	dBuV/m	dB	
1	6823.728	-3.23	55.50	52.27	68.20	-15.93	Peak

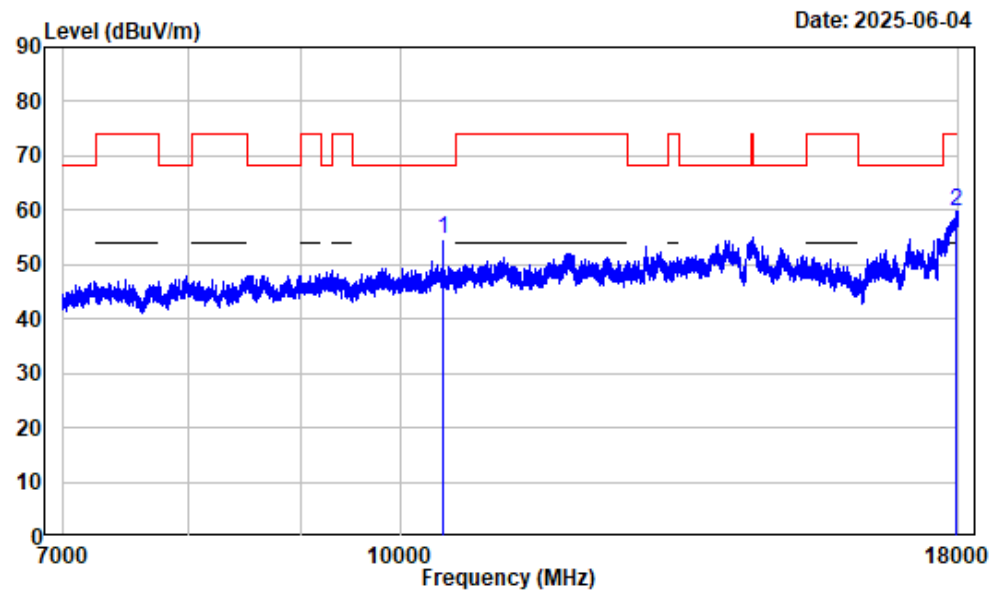
1-7GHz\_Vertical\_802.11ax-HE40\_5230MHz



Condition : Vertical  
Project No. : 2501P42038E-RF  
Tester : Visen Wu  
Spectrum setting: Peak reading: RBW:1MHz VBW:3MHz Detector:Peak  
Note : 5GWiFi\_B1\_AX40\_ANT0&ANT1\_5230

Freq		Factor	Read Level	Level	Limit Line	Over Limit	Remark
MHz		dB/m	dBuV	dBuV/m	dBuV/m	dB	
1	6312.914	-3.49	55.88	52.39	68.20	-15.81	Peak

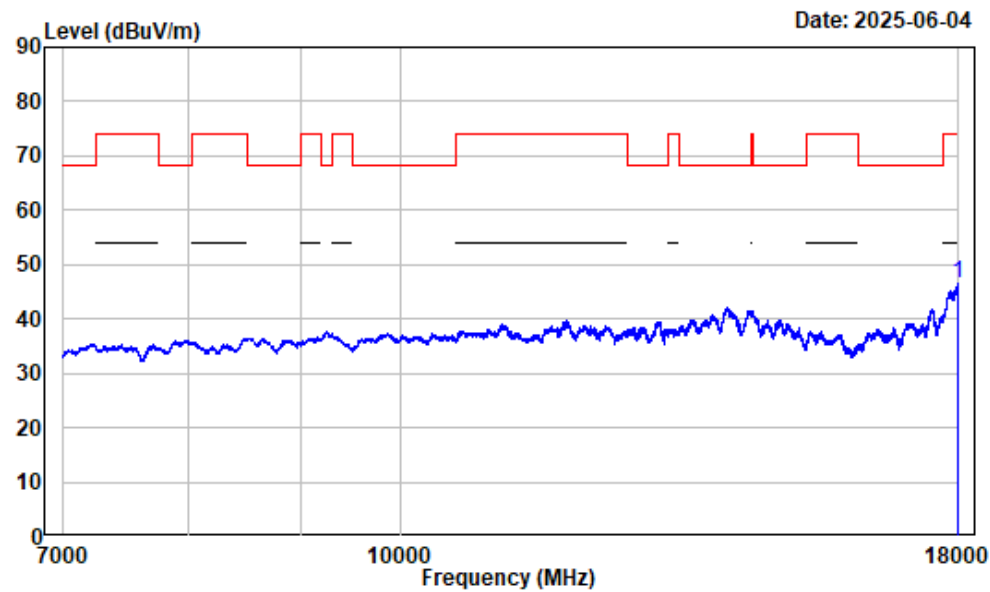
7-18GHz\_Horizontal\_Peak\_802.11ax-HE40\_5230MHz



Condition : Horizontal  
Project No. : 2501P42038E-RF  
Tester : Visen Wu  
Spectrum setting: Peak reading: RBW:1MHz VBW:3MHz Detector:Peak  
Note : 5GWiFi\_B1\_AX40\_ANT0&ANT1\_5230

Freq		Factor	Read Level	Level	Limit	Over	Remark
MHz		dB/m	dBuV	dBuV/m	dBuV/m	dB	
1	10460.000	2.32	52.27	54.59	68.20	-13.61	Peak
2	17960.120	13.00	46.68	59.68	74.00	-14.32	Peak

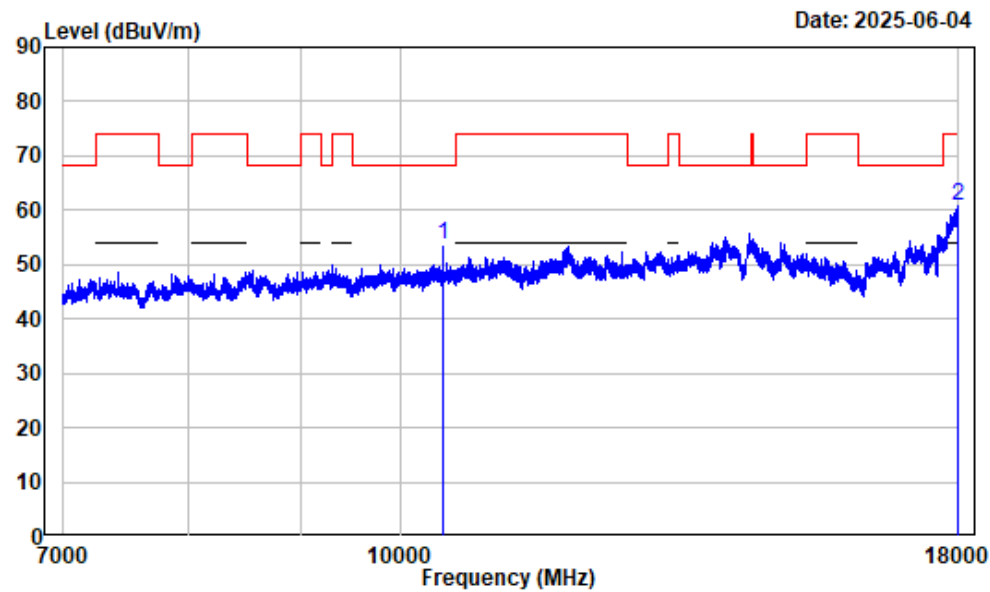
7-18GHz\_Horizontal\_Average\_802.11ax-HE40\_5230MHz



Condition : Horizontal  
Project No. : 2501P42038E-RF  
Tester : Visen Wu  
Spectrum setting: Average reading: RBW:1MHz VBW:1kHz Detector:Peak  
Note : 5GWiFi\_B1\_AX40\_ANT0&ANT1\_5230

Freq		Factor	Read Level	Level	Limit Line	Over Limit	Remark
MHz		dB/m	dBuV	dBuV/m	dBuV/m	dB	
1	17998.630	13.19	33.35	46.54	54.00	-7.46	Average

7-18GHz\_Vertical\_Peak\_802.11ax-HE40\_5230MHz

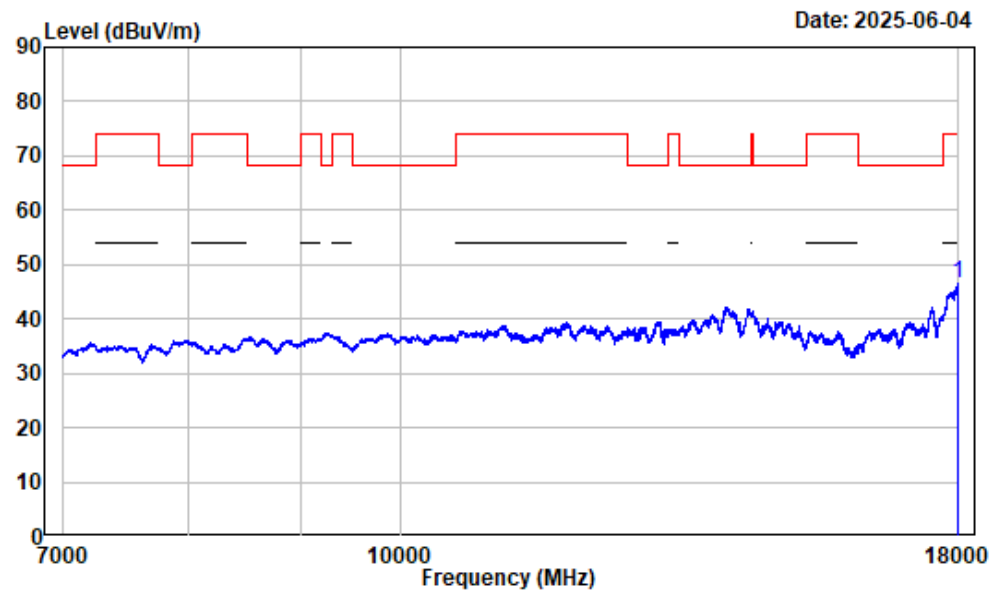


Condition : Vertical  
Project No. : 2501P42038E-RF  
Tester : Visen Wu  
Spectrum setting: Peak reading: RBW:1MHz VBW:3MHz Detector:Peak  
Note : 5GWiFi\_B1\_AX40\_ANT0&ANT1\_5230

Freq		Factor	Read Level	Level	Limit Line	Over Limit	Remark
MHz		dB/m	dBuV	dBuV/m	dBuV/m	dB	
1	10460.000	2.32	51.47	53.79	68.20	-14.41	Peak
2	17995.880	13.18	47.62	60.80	74.00	-13.20	Peak



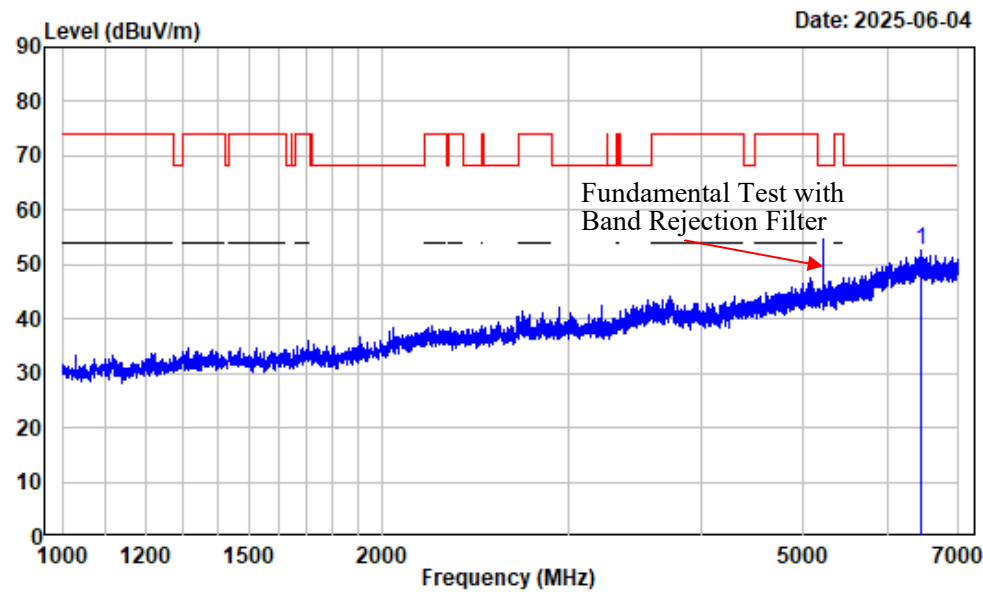
7-18GHz\_Vertical\_Average\_802.11ax-HE40\_5230MHz



Condition : Vertical  
Project No. : 2501P42038E-RF  
Tester : Visen Wu  
Spectrum setting: Average reading: RBW:1MHz VBW:1kHz Detector:Peak  
Note : 5GWiFi\_B1\_AX40\_ANT0&ANT1\_5230

Freq	Factor	Read		Limit	Over	Remark
		Level	Level	Line	Limit	
MHz	dB/m	dBuV	dBuV/m	dBuV/m	dB	
1 17994.500	13.17	33.36	46.53	54.00	-7.47	Average

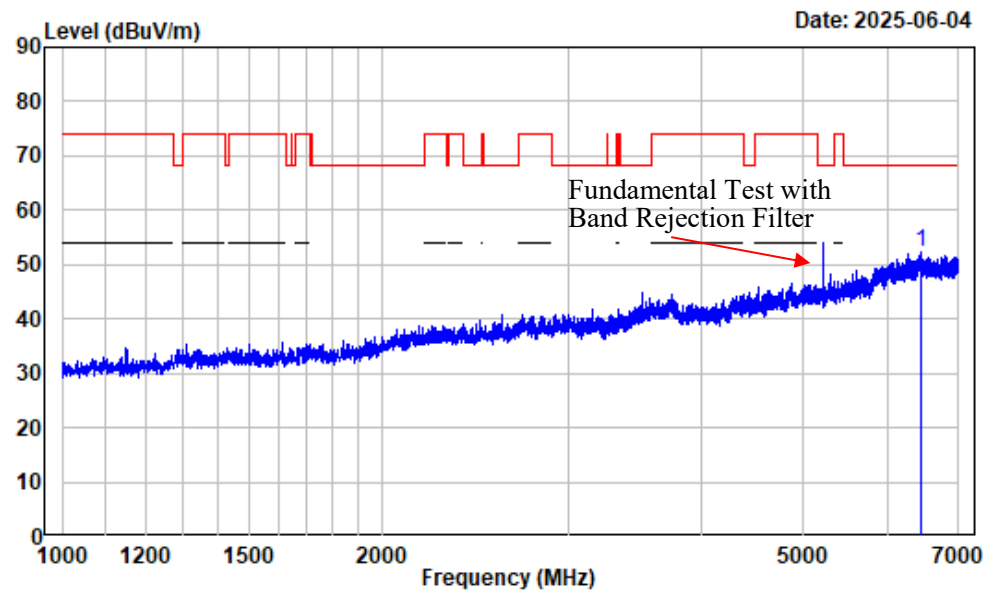
1-7GHz\_Horizontal\_802.11ax-HE80\_5210MHz



Condition : Horizontal  
Project No. : 2501P42038E-RF  
Tester : Visen Wu  
Spectrum setting: Peak reading: RBW:1MHz VBW:3MHz Detector:Peak  
Note : 5GWiFi\_B1\_AX80\_ANT0&ANT1\_5210

Freq		Factor	Read Level	Level	Limit Line	Over Limit	Remark
MHz		dB/m	dBuV	dBuV/m	dBuV/m	dB	
1	6464.433	-2.89	55.59	52.70	68.20	-15.50	Peak

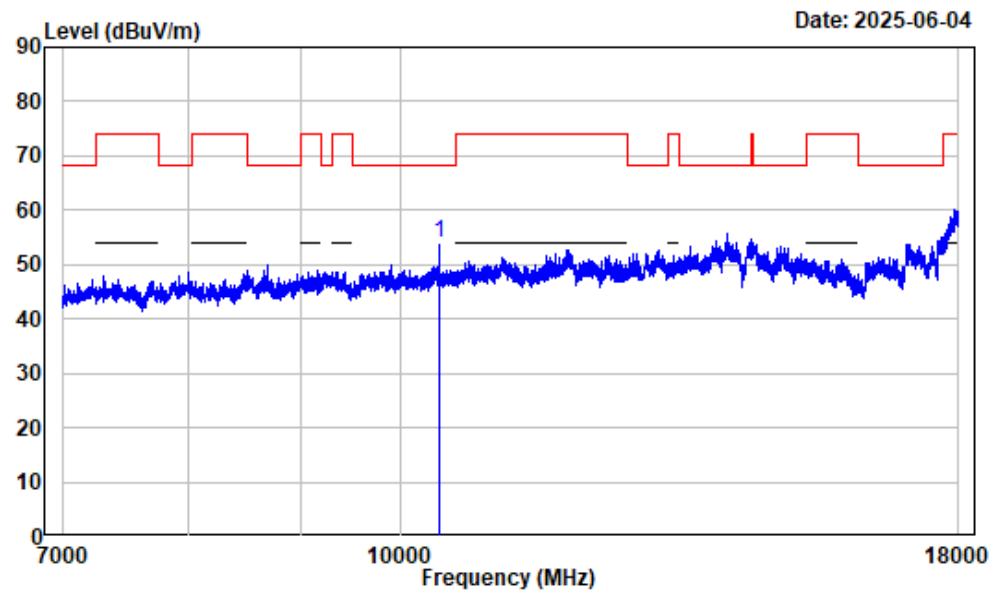
1-7GHz\_Vertical\_802.11ax-HE80\_5210MHz



Condition : Vertical  
Project No. : 2501P42038E-RF  
Tester : Visen Wu  
Spectrum setting: Peak reading: RBW:1MHz VBW:3MHz Detector:Peak  
Note : 5GWiFi\_B1\_AX80\_ANT0&ANT1\_5210

Freq		Factor	Read Level	Level	Limit	Over Limit	Remark
MHz		dB/m	dBuV	dBuV/m	dBuV/m	dB	
1	6447.181	-2.87	55.09	52.22	68.20	-15.98	Peak

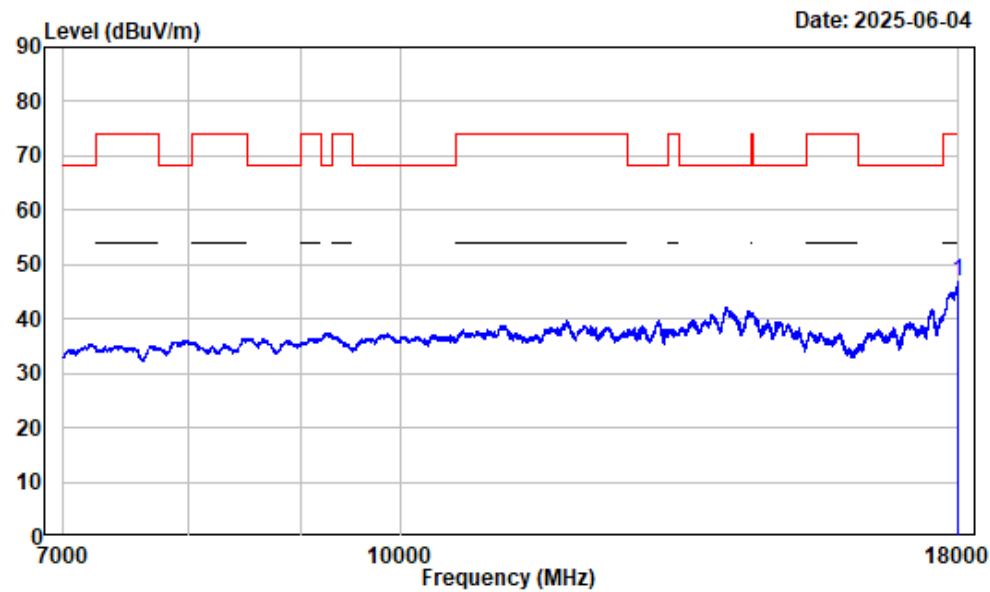
7-18GHz\_Horizontal\_Peak\_802.11ax-HE80\_5210MHz



Condition : Horizontal  
Project No. : 2501P42038E-RF  
Tester : Visen Wu  
Spectrum setting: Peak reading: RBW:1MHz VBW:3MHz Detector:Peak  
Note : 5GWiFi\_B1\_AX80\_ANT0&ANT1\_5210

Freq		Factor	Read Level	Level	Limit	Over	Remark
MHz		dB/m	dBuV	dBuV/m	dBuV/m	dB	
1	10420.000	2.48	51.64	54.12	68.20	-14.08	Peak
2	18000.000	13.20	47.07	60.27	74.00	-13.73	Peak

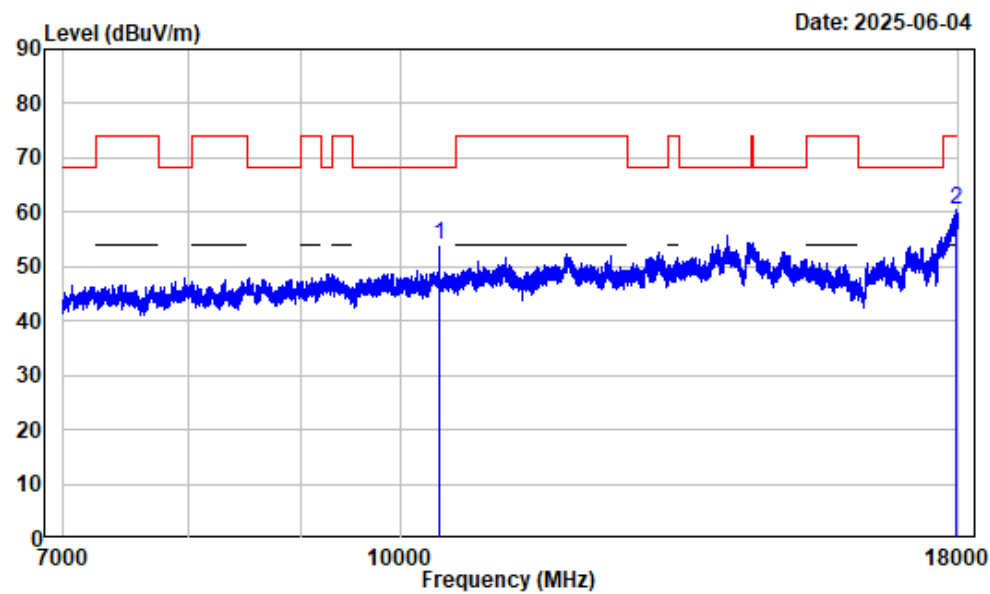
7-18GHz\_Horizontal\_Average\_802.11ax-HE80\_5210MHz



Condition : Horizontal  
Project No. : 2501P42038E-RF  
Tester : Visen Wu  
Spectrum setting: Average reading: RBW:1MHz VBW:1kHz Detector:Peak  
Note : 5GWiFi\_B1\_AX80\_ANT0&ANT1\_5210

Freq		Factor	Read		Limit	Over	Remark
			Level	Level	Line	Limit	
MHz		dB/m	dBuV	dBuV/m	dBuV/m	dB	
1 17994.500		13.17	33.73	46.90	54.00	-7.10	Average

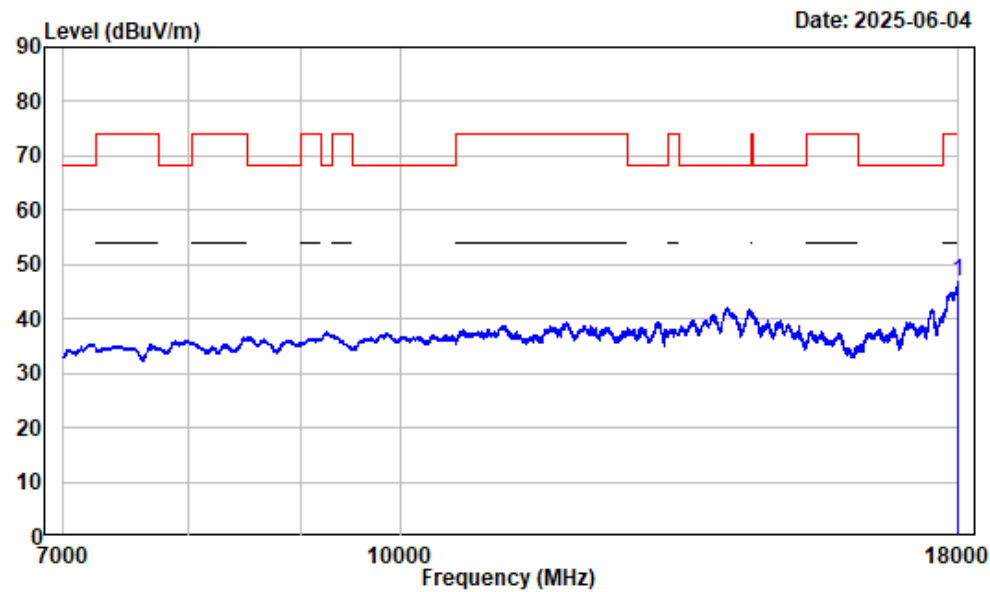
7-18GHz\_Vertical\_Peak\_802.11ax-HE80\_5210MHz



Condition : Vertical  
Project No. : 2501P42038E-RF  
Tester : Visen Wu  
Spectrum setting: Peak reading: RBW:1MHz VBW:3MHz Detector:Peak  
Note : 5GWiFi\_B1\_AX80\_ANT0&ANT1\_5210

Freq		Factor	Read Level	Level	Limit Line	Over Limit	Remark
MHz		dB/m	dBuV	dBuV/m	dBuV/m	dB	
1	10420.000	2.48	51.36	53.84	68.20	-14.36	Peak
2	17969.750	13.06	47.40	60.46	74.00	-13.54	Peak

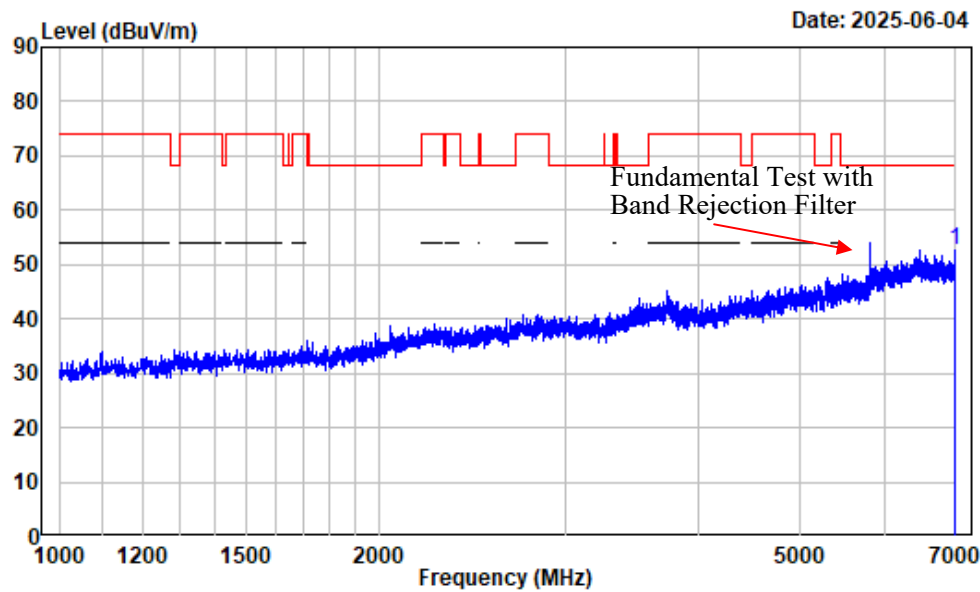
7-18GHz\_Vertical\_Average\_802.11ax-HE80\_5210MHz



Condition : Vertical  
Project No. : 2501P42038E-RF  
Tester : Visen Wu  
Spectrum setting: Average reading: RBW:1MHz VBW:1kHz Detector:Peak  
Note : 5GWiFi\_B1\_AX80\_ANT0&ANT1\_5210

Freq		Factor	Read		Limit	Over	Remark
			Level	Level	Line	Limit	
MHz		dB/m	dBuV	dBuV/m	dBuV/m	dB	
1 17998.630		13.19	33.52	46.71	54.00	-7.29	Average

1-7GHz\_Horizontal\_802.11a\_5825MHz

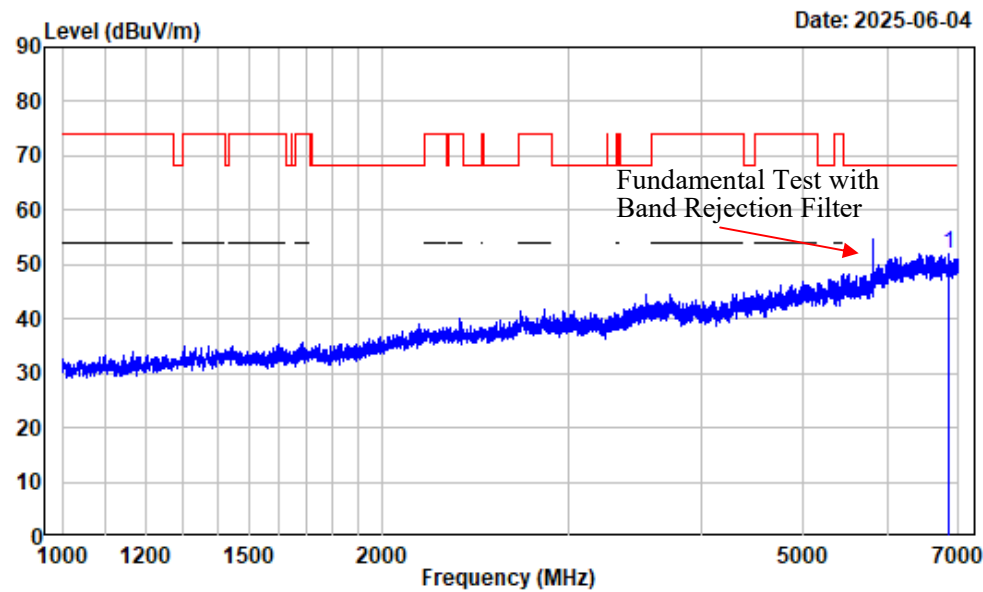


Condition : Horizontal  
Project No. : 2501P42038E-RF  
Tester : Visen Wu  
Spectrum setting: Peak reading: RBW:1MHz VBW:3MHz Detector:Peak  
Note : 5GWiFi\_B4\_A\_ANT0&ANT1\_5825

Freq		Factor	Read Level	Level	Limit	Over Limit	Remark
MHz		dB/m	dBuV	dBuV/m	dBuV/m	dB	
1	6984.998	-2.87	55.66	52.79	68.20	-15.41	Peak



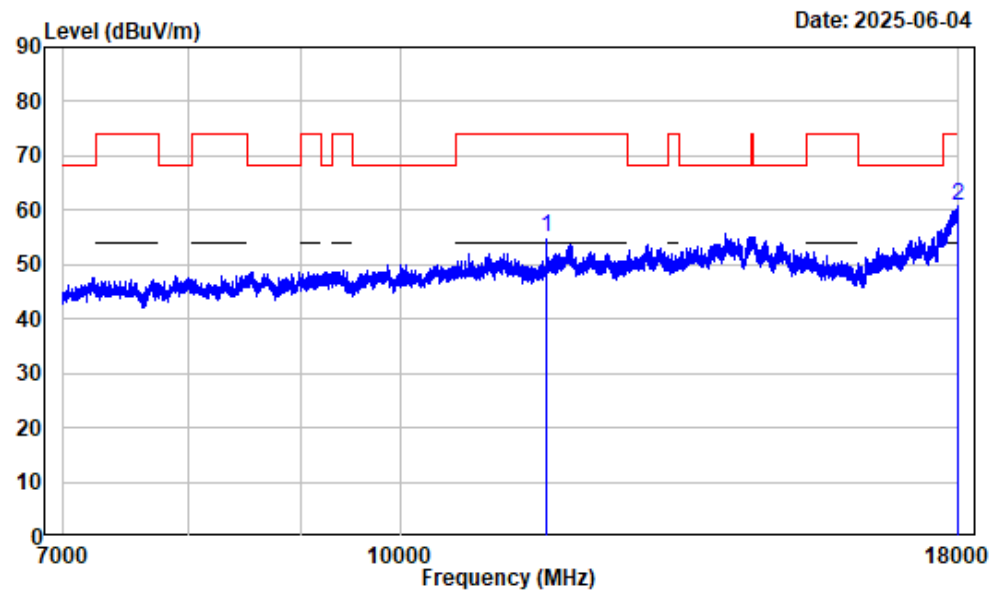
1-7GHz\_Vertical\_802.11a\_5825MHz



Condition : Vertical  
Project No. : 2501P42038E-RF  
Tester : Visen Wu  
Spectrum setting: Peak reading: RBW:1MHz VBW:3MHz Detector:Peak  
Note : 5GWiFi\_B4\_A\_ANT0&ANT1\_5825

Freq		Factor	Read Level	Level	Limit Line	Over Limit	Remark
MHz		dB/m	dBuV	dBuV/m	dBuV/m	dB	
1	6842.480	-3.13	55.19	52.06	68.20	-16.14	Peak

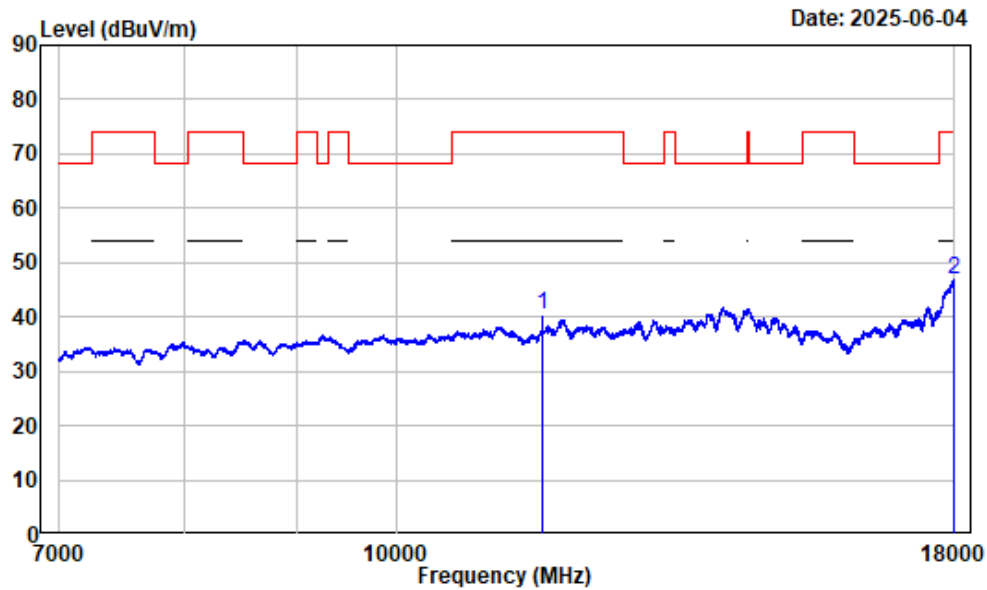
7-18GHz\_Horizontal\_Peak\_802.11a\_5825MHz



Condition : Horizontal  
Project No. : 2501P42038E-RF  
Tester : Visen Wu  
Spectrum setting: Peak reading: RBW:1MHz VBW:3MHz Detector:Peak  
Note : 5GWiFi\_B4\_A\_ANT0&ANT1\_5825

		Read		Limit	Over	Remark
Freq Factor		Level	Level	Line	Limit	
MHz	dB/m	dBuV	dBuV/m	dBuV/m	dB	
1 11650.000	3.43	51.63	55.06	74.00	-18.94	Peak
2 17980.750	13.11	47.55	60.66	74.00	-13.34	Peak

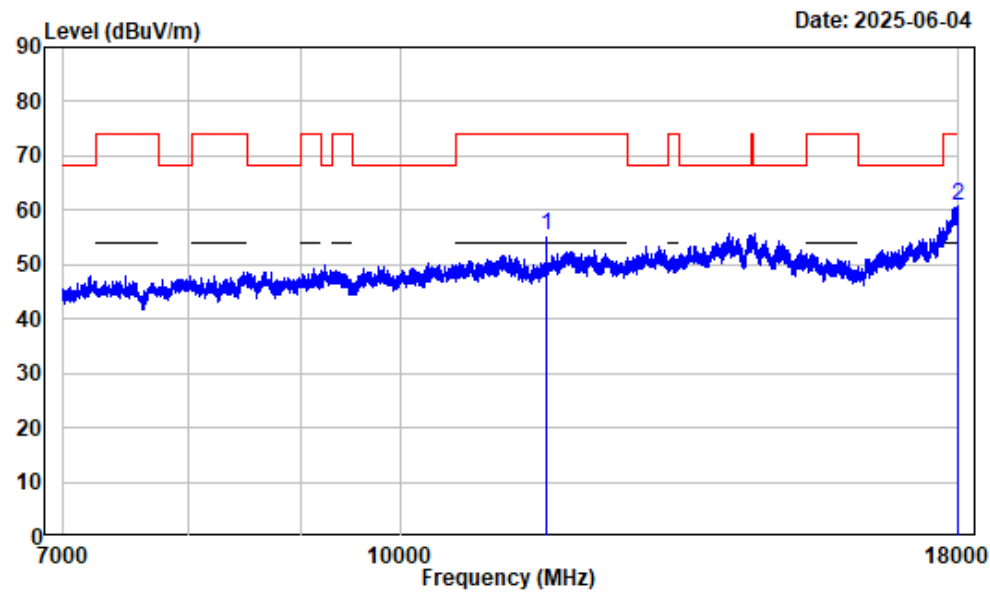
## 7-18GHz\_Horizontal\_Average\_802.11a\_5825MHz



Condition : Horizontal  
Project No. : 2501P42038E-RF  
Tester : Visen Wu  
Spectrum setting: Average reading: RBW:1MHz VBW:1kHz Detector:Peak  
Note : 5GWiFi\_B4\_A\_ANT0&ANT1\_5825

	Freq	Factor	Read		Limit	Over	Remark
			Level	Level	Line	Limit	
	MHz	dB/m	dBuV	dBuV/m	dBuV/m	dB	
1	11650.000	3.43	37.05	40.48	54.00	-13.52	Average
2	17998.630	13.19	33.83	47.02	54.00	-6.98	Average

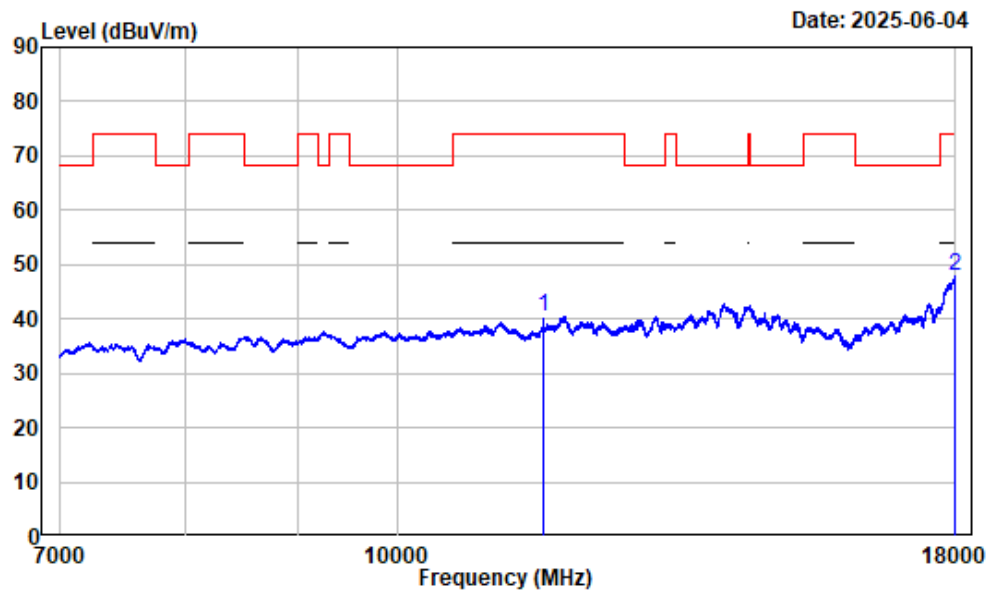
7-18GHz\_Vertical\_Peak\_802.11a\_5825MHz



Condition : Vertical  
Project No. : 2501P42038E-RF  
Tester : Visen Wu  
Spectrum setting: Peak reading: RBW:1MHz VBW:3MHz Detector:Peak  
Note : 5GWiFi\_B4\_A\_ANT0&ANT1\_5825

Freq		Factor	Read Level	Level	Limit	Over	Remark
MHz		dB/m	dBuV	dBuV/m	dBuV/m	dB	
1	11650.000	3.43	51.99	55.42	74.00	-18.58	Peak
2	17987.620	13.13	47.65	60.78	74.00	-13.22	Peak

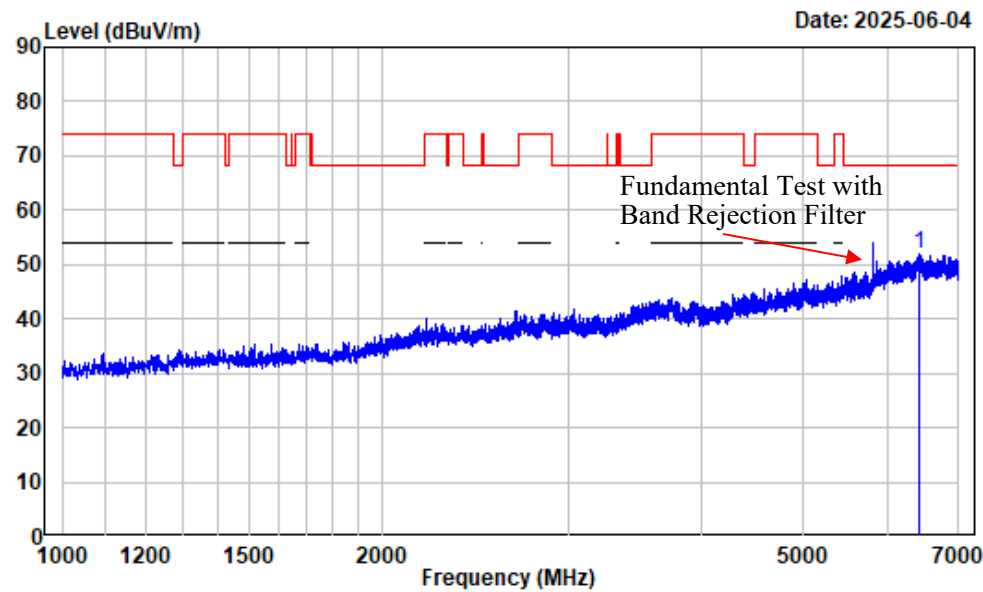
7-18GHz\_Vertical\_Average\_802.11a\_5825MHz



Condition : Vertical  
Project No. : 2501P42038E-RF  
Tester : Visen Wu  
Spectrum setting: Average reading: RBW:1MHz VBW:1kHz Detector:Peak  
Note : 5GWiFi\_B4\_A\_ANT0&ANT1\_5825

Freq		Factor	Read Level	Level	Limit Line	Over Limit	Remark
MHz		dB/m	dBuV	dBuV/m	dBuV/m	dB	
1	11650.000	3.43	37.08	40.51	54.00	-13.49	Average
2	17989.000	13.14	34.69	47.83	54.00	-6.17	Average

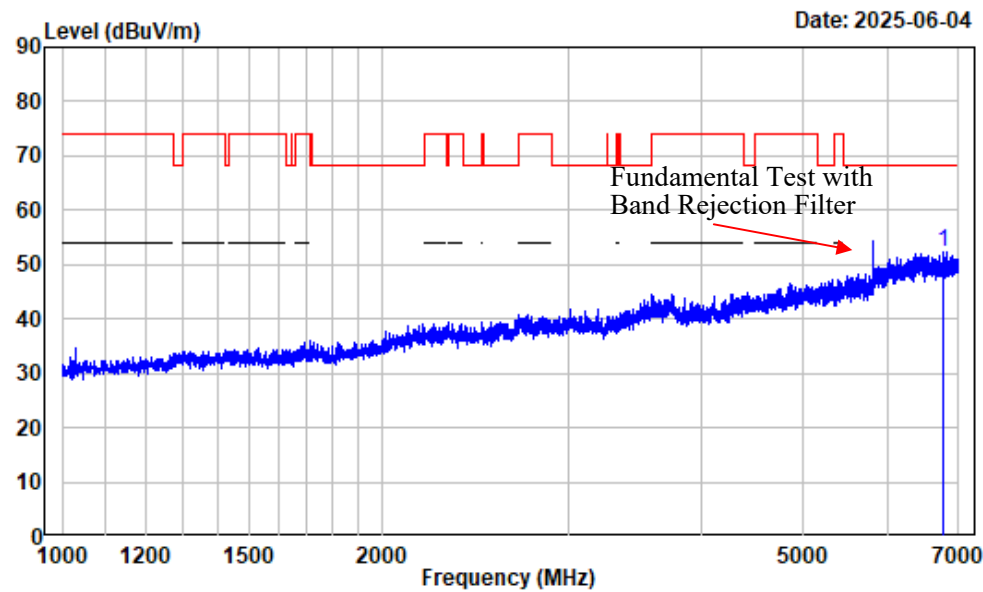
1-7GHz\_Horizontal\_802.11ac-VHT20\_5825MHz



Condition : Horizontal  
Project No. : 2501P42038E-RF  
Tester : Visen Wu  
Spectrum setting: Peak reading: RBW:1MHz VBW:3MHz Detector:Peak  
Note : 5GWiFi\_B4\_AC20\_ANT0&ANT1\_5825

Freq		Factor	Read Level	Level	Limit	Over Limit	Remark
MHz		dB/m	dBuV	dBuV/m	dBuV/m	dB	
1	6439.680	-2.87	54.71	51.84	68.20	-16.36	Peak

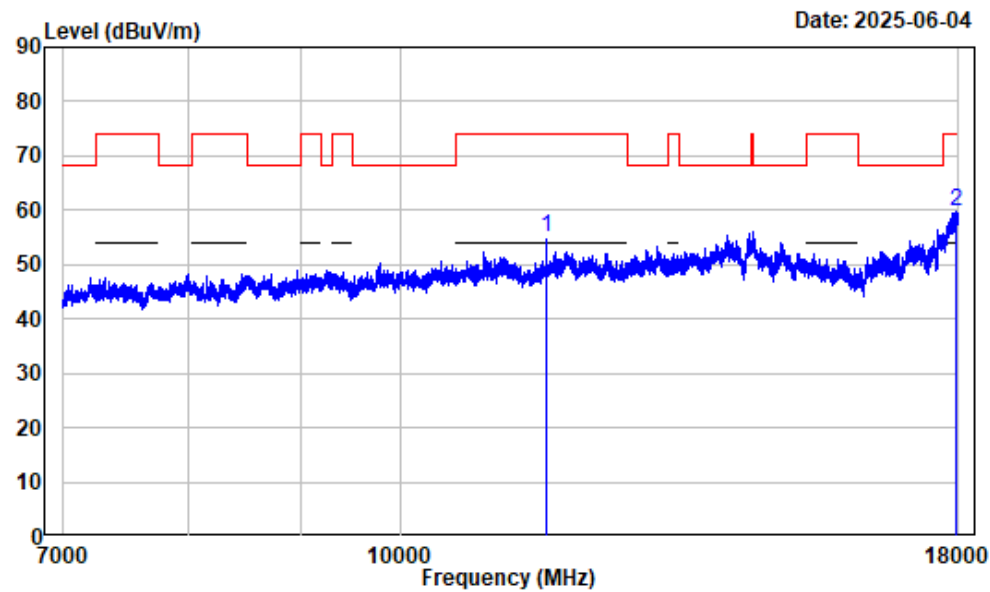
1-7GHz\_Vertical\_802.11ac-VHT20\_5825MHz



Condition : Vertical  
Project No. : 2501P42038E-RF  
Tester : Visen Wu  
Spectrum setting: Peak reading: RBW:1MHz VBW:3MHz Detector:Peak  
Note : 5GWiFi\_B4\_AC20\_ANT0&ANT1\_5825

Freq		Factor	Read Level	Level	Limit Line	Over Limit	Remark
MHz		dB/m	dBuV	dBuV/m	dBuV/m	dB	
1	6783.973	-3.31	55.66	52.35	68.20	-15.85	Peak

7-18GHz\_Horizontal\_Peak\_802.11ac-VHT20\_5825MHz

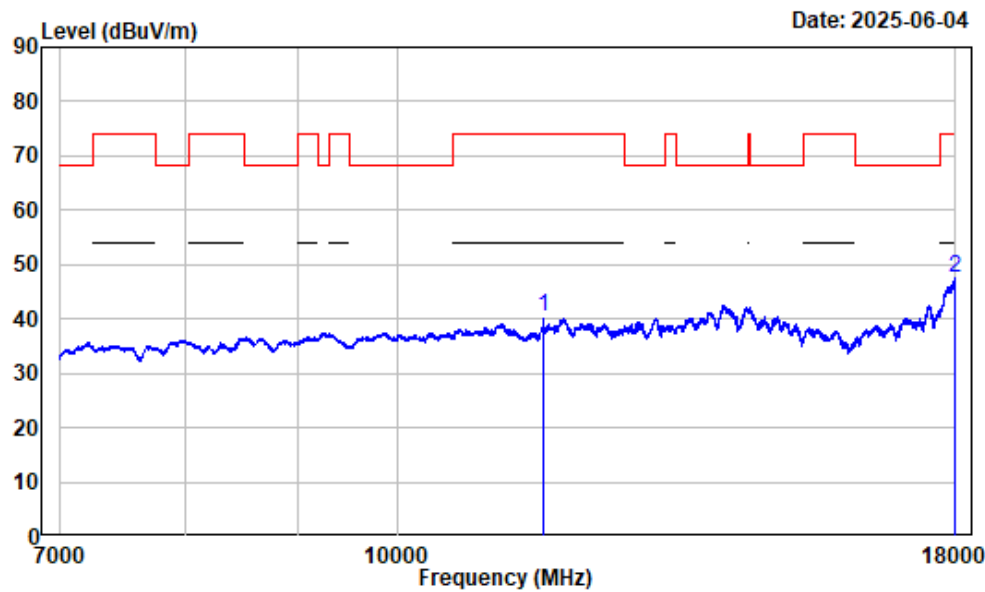


Condition : Horizontal  
Project No. : 2501P42038E-RF  
Tester : Visen Wu  
Spectrum setting: Peak reading: RBW:1MHz VBW:3MHz Detector:Peak  
Note : 5GWiFi\_B4\_AC20\_ANT0&ANT1\_5825

		Read		Limit	Over	Remark
Freq Factor		Level	Level	Line	Limit	
MHz	dB/m	dBuV	dBuV/m	dBuV/m	dB	
1 11650.000	3.43	51.73	55.16	74.00	-18.84	Peak
2 17942.240	12.91	46.77	59.68	74.00	-14.32	Peak



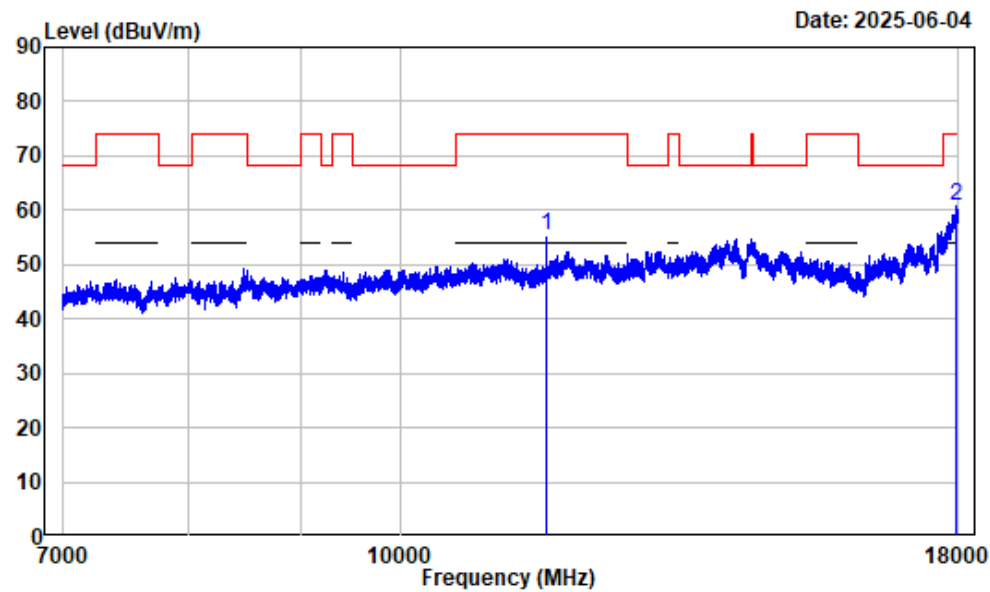
7-18GHz\_Horizontal\_Average\_802.11ac-VHT20\_5825MHz



Condition : Horizontal  
Project No. : 2501P42038E-RF  
Tester : Visen Wu  
Spectrum setting: Average reading: RBW:1MHz VBW:1kHz Detector:Peak  
Note : 5GWiFi\_B4\_AC20\_ANT0&ANT1\_5825

		Read		Limit	Over	Remark
Freq	Factor	Level	Level	Line	Limit	
MHz	dB/m	dBuV	dBuV/m	dBuV/m	dB	
1 11650.000	3.43	37.12	40.55	54.00	-13.45	Average
2 17989.000	13.14	34.29	47.43	54.00	-6.57	Average

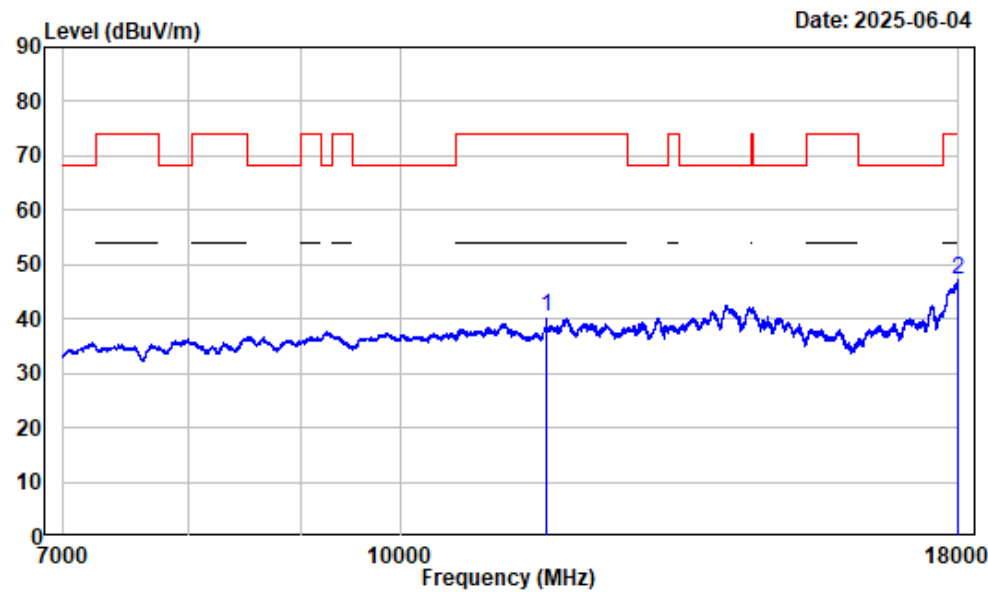
7-18GHz\_Vertical\_Peak\_802.11ac-VHT20\_5825MHz



Condition : Vertical  
Project No. : 2501P42038E-RF  
Tester : Visen Wu  
Spectrum setting: Peak reading: RBW:1MHz VBW:3MHz Detector:Peak  
Note : 5GWiFi\_B4\_AC20\_ANT0&ANT1\_5825

Freq		Factor	Read Level	Level	Limit Line	Over Limit	Remark
MHz		dB/m	dBuV	dBuV/m	dBuV/m	dB	
1	11650.000	3.43	52.01	55.44	74.00	-18.56	Peak
2	17949.120	12.95	47.92	60.87	74.00	-13.13	Peak

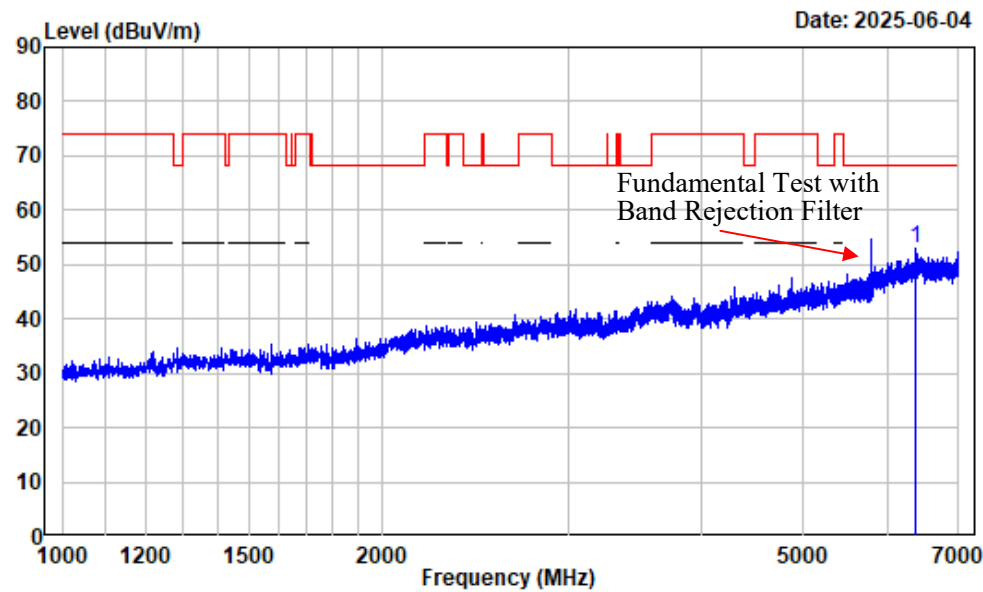
7-18GHz\_Vertical\_Average\_802.11ac-VHT20\_5825MHz



Condition : Vertical  
Project No. : 2501P42038E-RF  
Tester : Visen Wu  
Spectrum setting: Average reading: RBW:1MHz VBW:1kHz Detector:Peak  
Note : 5GWiFi\_B4\_AC20\_ANT0&ANT1\_5825

Freq		Factor	Read Level	Level	Limit	Over	Remark
MHz		dB/m	dBuV	dBuV/m	dBuV/m	dB	
1	11650.000	3.43	37.15	40.58	54.00	-13.42	Average
2	17993.130	13.17	34.11	47.28	54.00	-6.72	Average

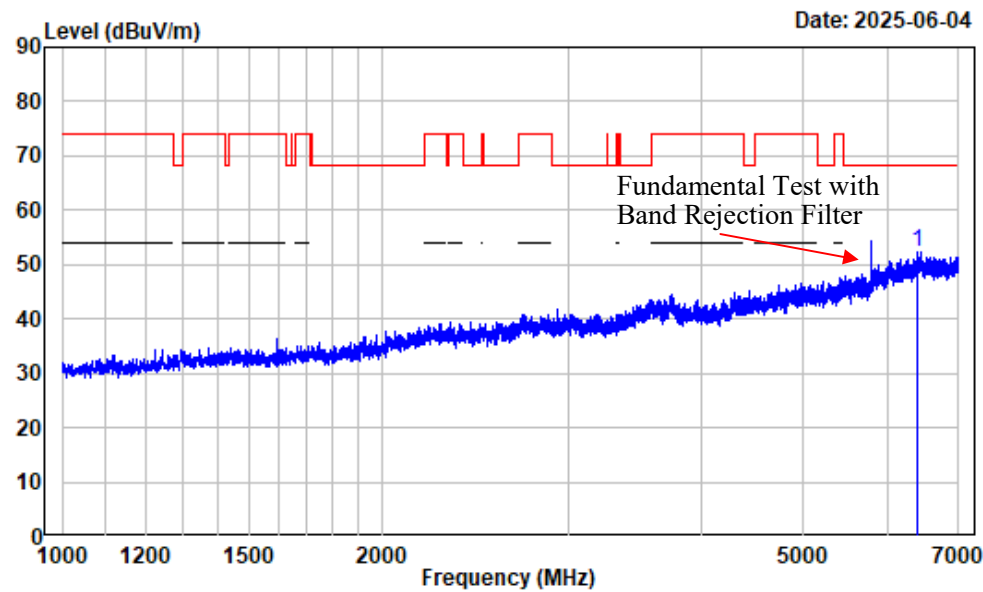
1-7GHz\_Horizontal\_802.11ac-VHT40\_5795MHz



Condition : Horizontal  
Project No. : 2501P42038E-RF  
Tester : Visen Wu  
Spectrum setting: Peak reading: RBW:1MHz VBW:3MHz Detector:Peak  
Note : 5GWiFi\_B4\_AC40\_ANT0&ANT1\_5795

Freq		Factor	Read Level	Level	Limit	Over Limit	Remark
MHz		dB/m	dBuV	dBuV/m	dBuV/m	dB	
1	6372.171	-3.15	56.10	52.95	68.20	-15.25	Peak

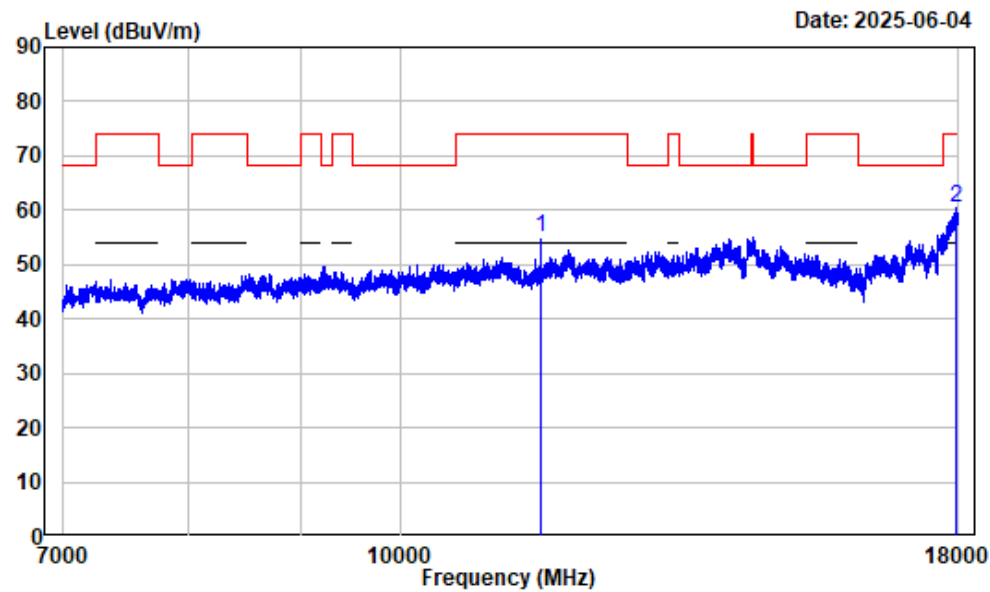
1-7GHz\_Vertical\_802.11ac-VHT40\_5795MHz



Condition : Vertical  
Project No. : 2501P42038E-RF  
Tester : Visen Wu  
Spectrum setting: Peak reading: RBW:1MHz VBW:3MHz Detector:Peak  
Note : 5GWiFi\_B4\_AC40\_ANT0&ANT1\_5795

Freq		Factor	Read Level	Level	Limit Line	Over Limit	Remark
MHz		dB/m	dBuV	dBuV/m	dBuV/m	dB	
1	6404.426	-2.90	55.10	52.20	68.20	-16.00	Peak

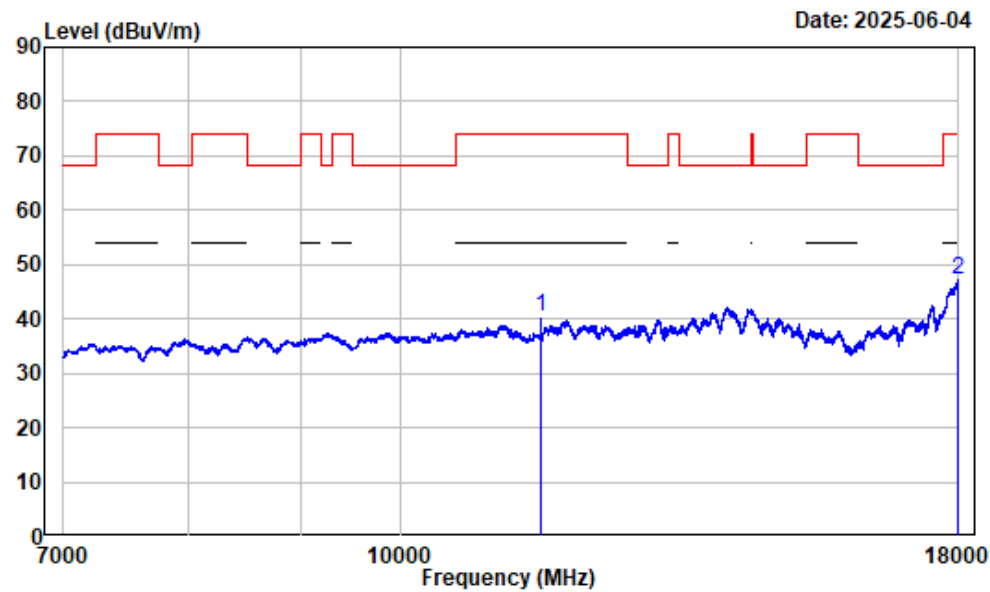
7-18GHz\_Horizontal\_Peak\_802.11ac-VHT40\_5795MHz



Condition : Horizontal  
Project No. : 2501P42038E-RF  
Tester : Visen Wu  
Spectrum setting: Peak reading: RBW:1MHz VBW:3MHz Detector:Peak  
Note : 5GWiFi\_B4\_AC40\_ANT0&ANT1\_5795

		Read		Limit	Over	Remark
Freq Factor		Level	Level	Line	Limit	
MHz	dB/m	dBuV	dBuV/m	dBuV/m	dB	
1 11590.000	3.21	51.96	55.17	74.00	-18.83	Peak
2 17939.490	12.90	47.56	60.46	74.00	-13.54	Peak

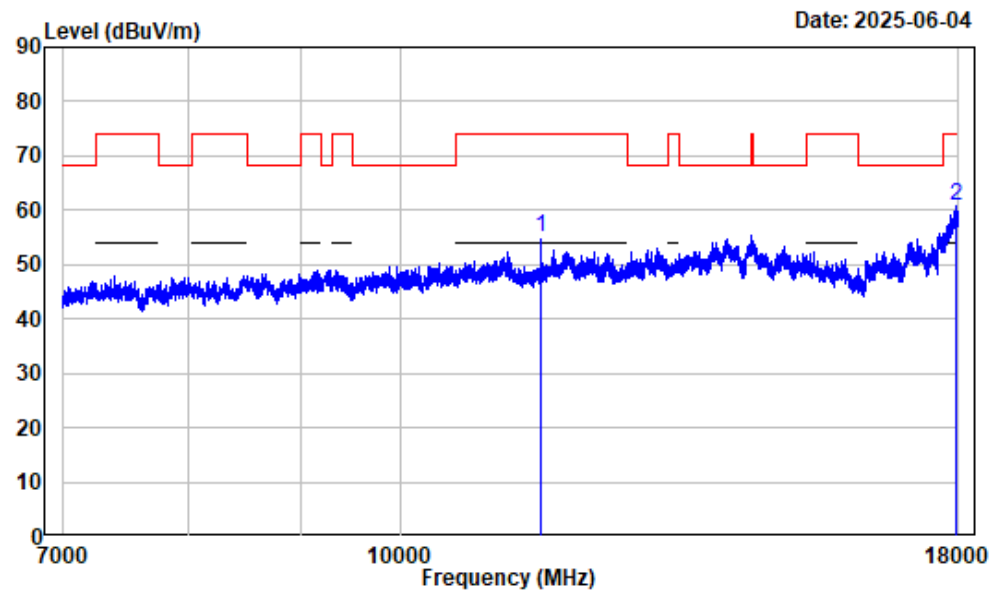
7-18GHz\_Horizontal\_Average\_802.11ac-VHT40\_5795MHz



Condition : Horizontal  
Project No. : 2501P42038E-RF  
Tester : Visen Wu  
Spectrum setting: Average reading: RBW:1MHz VBW:1kHz Detector:Peak  
Note : 5GWiFi\_B4\_AC40\_ANT0&ANT1\_5795

		Read		Limit	Over	Remark
Freq	Factor	Level	Level	Line	Limit	
MHz	dB/m	dBuV	dBuV/m	dBuV/m	dB	
1 11590.000	3.21	37.09	40.30	54.00	-13.70	Average
2 17998.630	13.19	34.07	47.26	54.00	-6.74	Average

7-18GHz\_Vertical\_Peak\_802.11ac-VHT40\_5795MHz

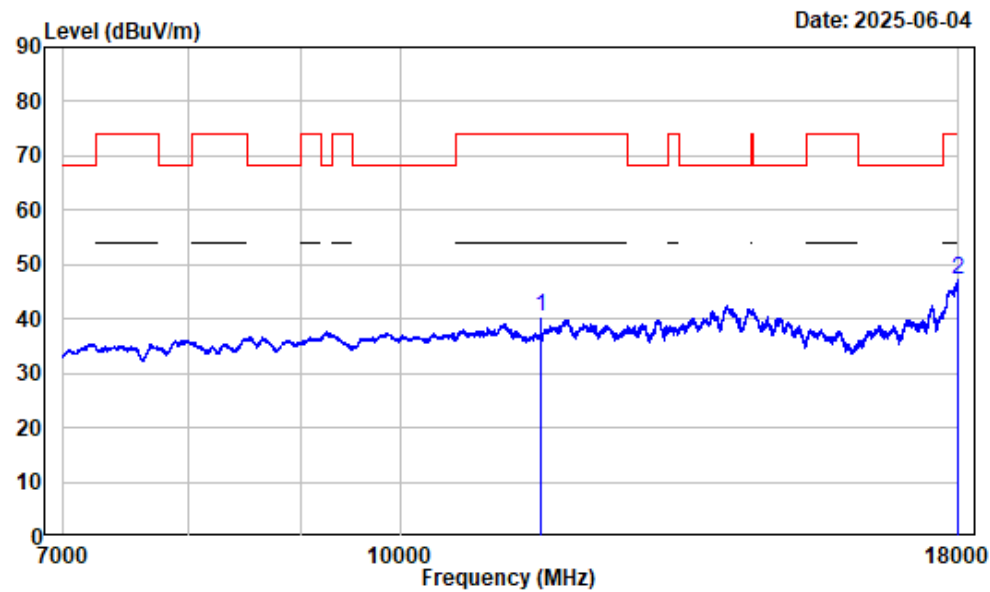


Condition : Vertical  
Project No. : 2501P42038E-RF  
Tester : Visen Wu  
Spectrum setting: Peak reading: RBW:1MHz VBW:3MHz Detector:Peak  
Note : 5GWiFi\_B4\_AC40\_ANT0&ANT1\_5795

Freq		Factor	Read Level	Level	Limit	Over	Remark
					Line	Limit	
MHz		dB/m	dBuV	dBuV/m	dBuV/m	dB	
1	11590.000	3.21	51.71	54.92	74.00	-19.08	Peak
2	17968.370	13.05	47.62	60.67	74.00	-13.33	Peak



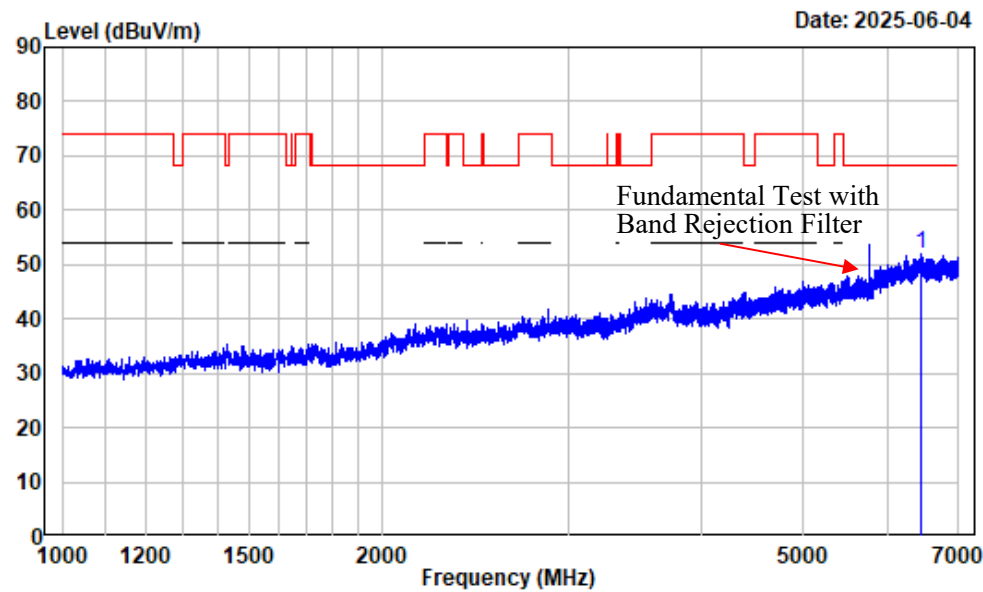
7-18GHz\_Vertical\_Average\_802.11ac-VHT40\_5795MHz



Condition : Vertical  
Project No. : 2501P42038E-RF  
Tester : Visen Wu  
Spectrum setting: Average reading: RBW:1MHz VBW:1kHz Detector:Peak  
Note : 5GWiFi\_B4\_AC40\_ANT0&ANT1\_5795

Freq		Factor	Read Level	Level	Limit	Over	Remark
MHz							
1	11590.000	3.21	37.06	40.27	54.00	-13.73	Average
2	17998.630	13.19	34.05	47.24	54.00	-6.76	Average

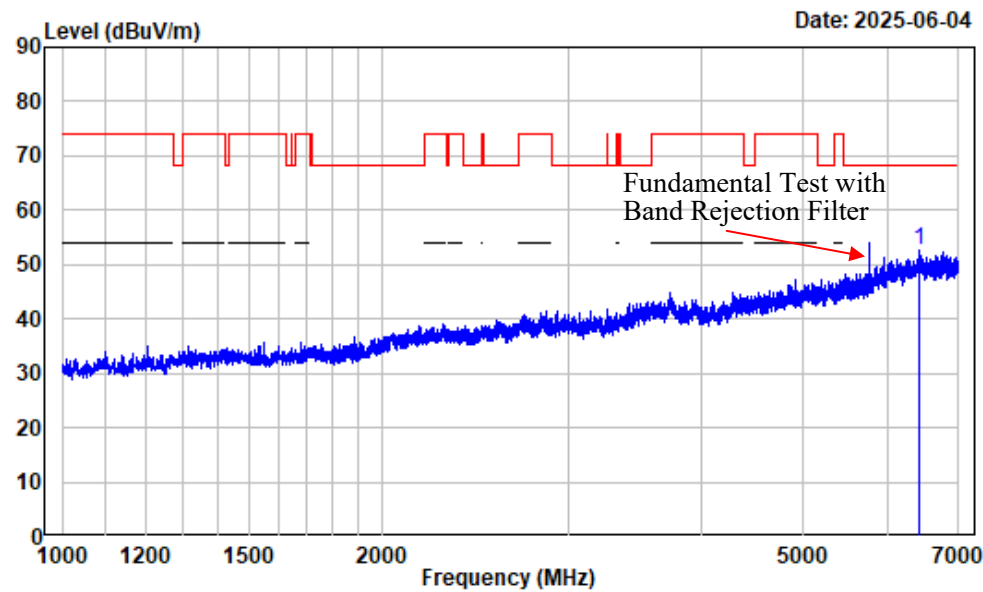
1-7GHz\_Horizontal\_802.11ac-VHT80\_5775MHz



Condition : Horizontal  
Project No. : 2501P42038E-RF  
Tester : Visen Wu  
Spectrum setting: Peak reading: RBW:1MHz VBW:3MHz Detector:Peak  
Note : 5GWiFi\_B4\_AC80\_ANT0&ANT1\_5775

Freq		Factor	Read Level	Level	Limit	Over Limit	Remark
MHz		dB/m	dBuV	dBuV/m	dBuV/m	dB	
1	6446.431	-2.88	54.82	51.94	68.20	-16.26	Peak

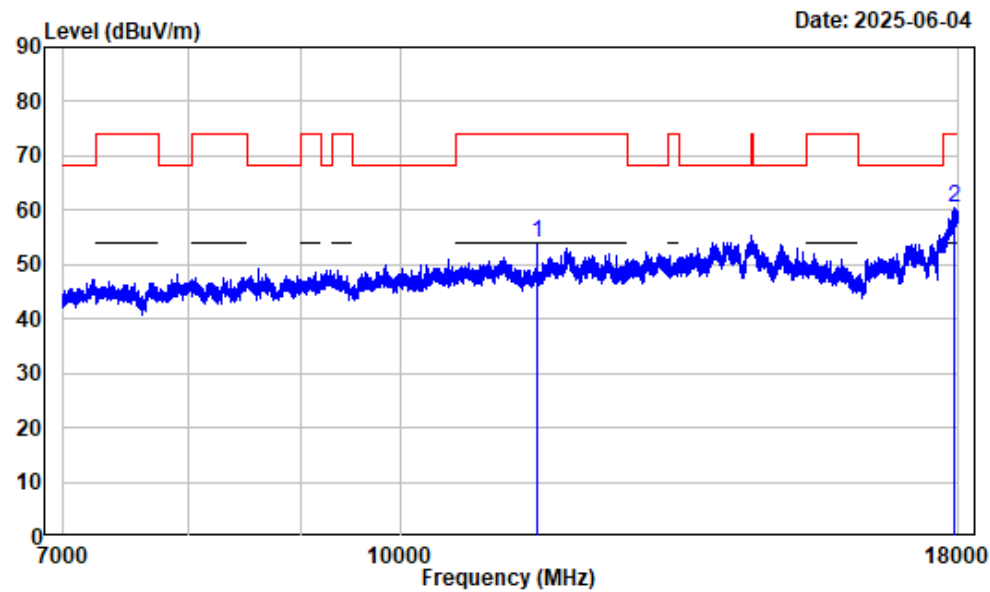
1-7GHz\_Vertical\_802.11ac-VHT80\_5775MHz



Condition : Vertical  
Project No. : 2501P42038E-RF  
Tester : Visen Wu  
Spectrum setting: Peak reading: RBW:1MHz VBW:3MHz Detector:Peak  
Note : 5GWiFi\_B4\_AC80\_ANT0&ANT1\_5775

Freq		Factor	Read Level	Level	Limit Line	Over Limit	Remark
MHz		dB/m	dBuV	dBuV/m	dBuV/m	dB	
1	6437.430	-2.87	55.58	52.71	68.20	-15.49	Peak

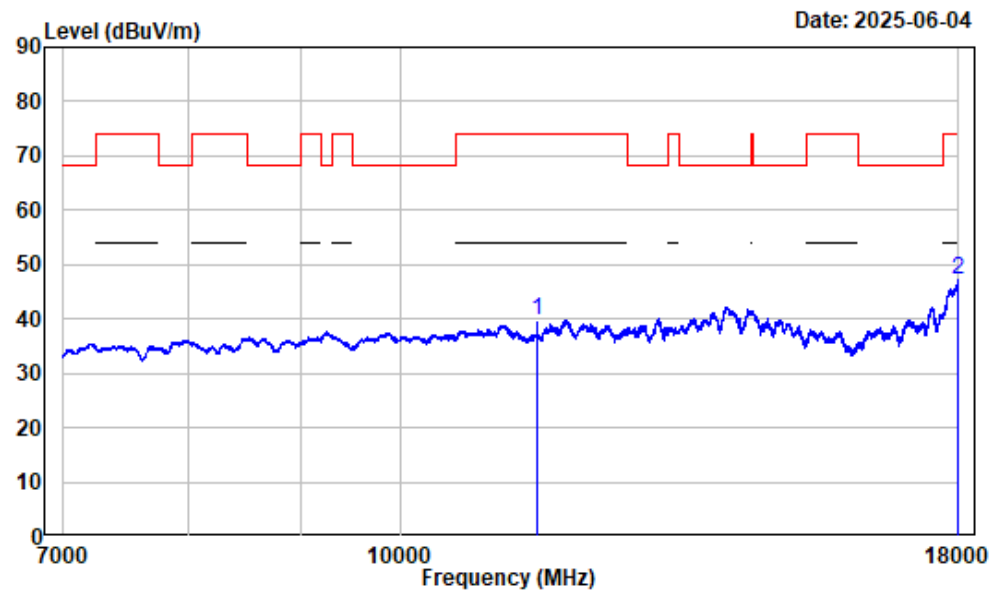
7-18GHz\_Horizontal\_Peak\_802.11ac-VHT80\_5775MHz



Condition : Horizontal  
Project No. : 2501P42038E-RF  
Tester : Visen Wu  
Spectrum setting: Peak reading: RBW:1MHz VBW:3MHz Detector:Peak  
Note : 5GWiFi\_B4\_AC80\_ANT0&ANT1\_5775

Freq		Factor	Read Level	Level	Limit	Over Limit	Remark
MHz		dB/m	dBuV	dBuV/m	dBuV/m	dB	
1	11550.000	3.37	50.75	54.12	74.00	-19.88	Peak
2	17928.490	12.85	47.56	60.41	74.00	-13.59	Peak

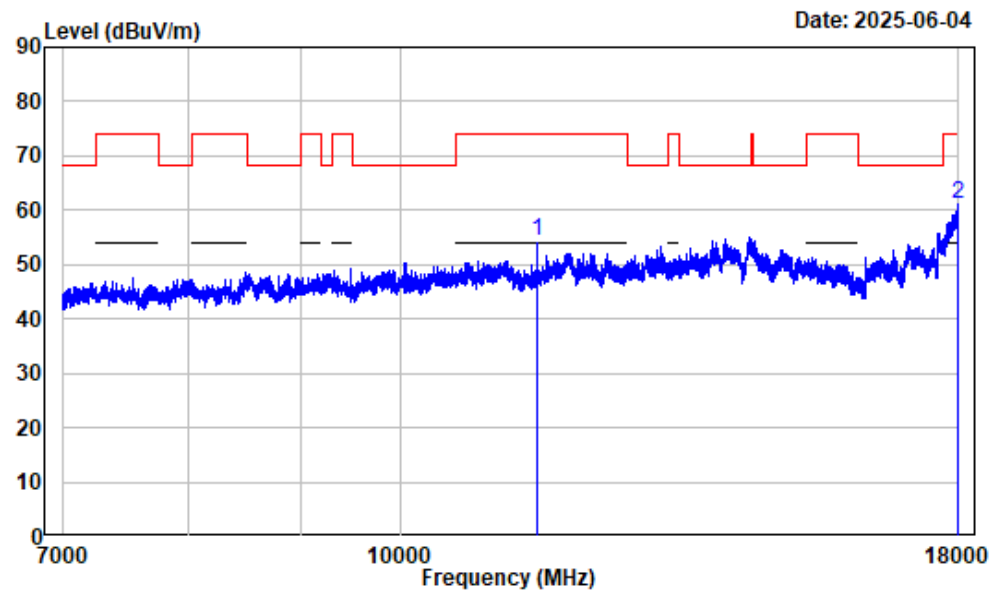
7-18GHz\_Horizontal\_Average\_802.11ac-VHT80\_5775MHz



Condition : Horizontal  
Project No. : 2501P42038E-RF  
Tester : Visen Wu  
Spectrum setting: Average reading: RBW:1MHz VBW:1kHz Detector:Peak  
Note : 5GWiFi\_B4\_AC80\_ANT0&ANT1\_5775

Freq		Factor	Read Level	Level	Limit	Over	Remark
MHz		dB/m	dBuV	dBuV/m	dBuV/m	dB	
1	11550.000	3.37	36.35	39.72	54.00	-14.28	Average
2	17995.880	13.18	33.88	47.06	54.00	-6.94	Average

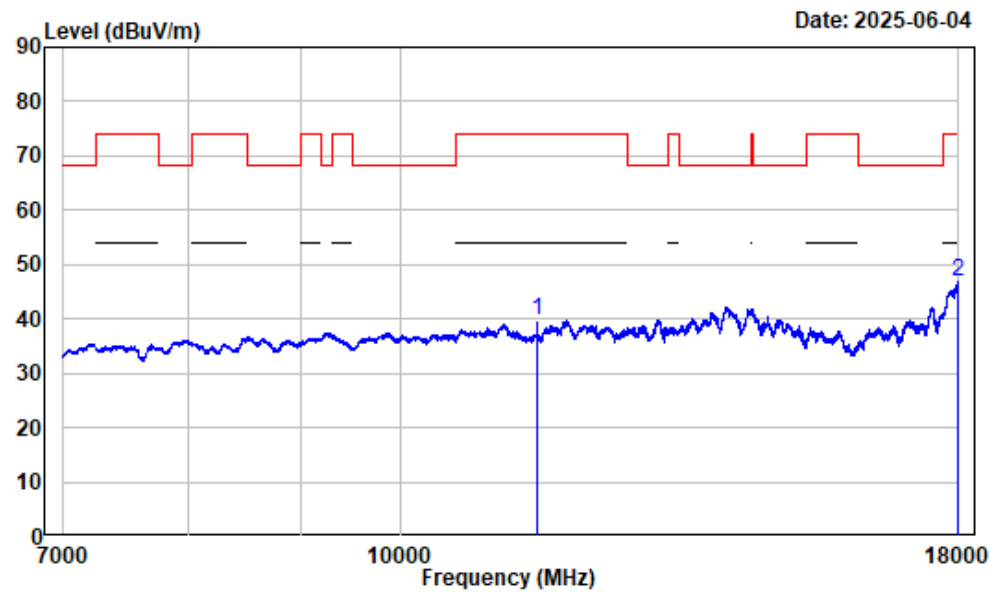
7-18GHz\_Vertical\_Peak\_802.11ac-VHT80\_5775MHz



Condition : Vertical  
Project No. : 2501P42038E-RF  
Tester : Visen Wu  
Spectrum setting: Peak reading: RBW:1MHz VBW:3MHz Detector:Peak  
Note : 5GWiFi\_B4\_AC80\_ANT0&ANT1\_5775

		Read		Limit	Over	Remark
Freq Factor		Level	Level	Line	Limit	
MHz	dB/m	dBuV	dBuV/m	dBuV/m	dB	
1 11550.000	3.37	51.01	54.38	74.00	-19.62	Peak
2 17976.620	13.09	47.97	61.06	74.00	-12.94	Peak

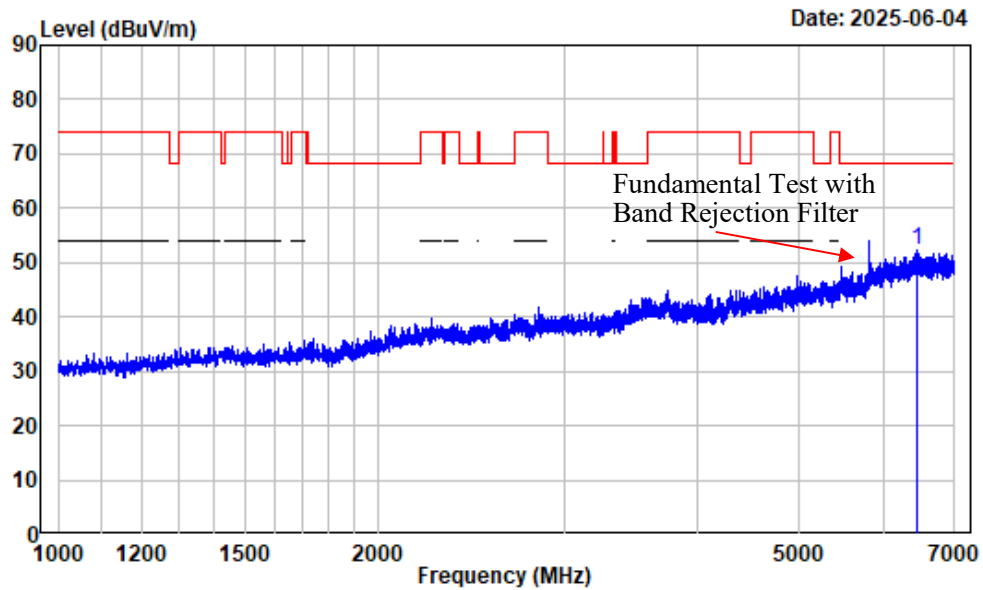
7-18GHz\_Vertical\_Average\_802.11ac-VHT80\_5775MHz



Condition : Vertical  
Project No. : 2501P42038E-RF  
Tester : Visen Wu  
Spectrum setting: Average reading: RBW:1MHz VBW:1kHz Detector:Peak  
Note : 5GWiFi\_B4\_AC80\_ANT0&ANT1\_5775

Freq		Factor	Read Level	Level	Limit	Over	Remark
MHz		dB/m	dBuV	dBuV/m	dBuV/m	dB	
1	11550.000	3.37	36.32	39.69	54.00	-14.31	Average
2	17998.630	13.19	33.81	47.00	54.00	-7.00	Average

1-7GHz\_Horizontal\_802.11ax-HE20\_5825MHz

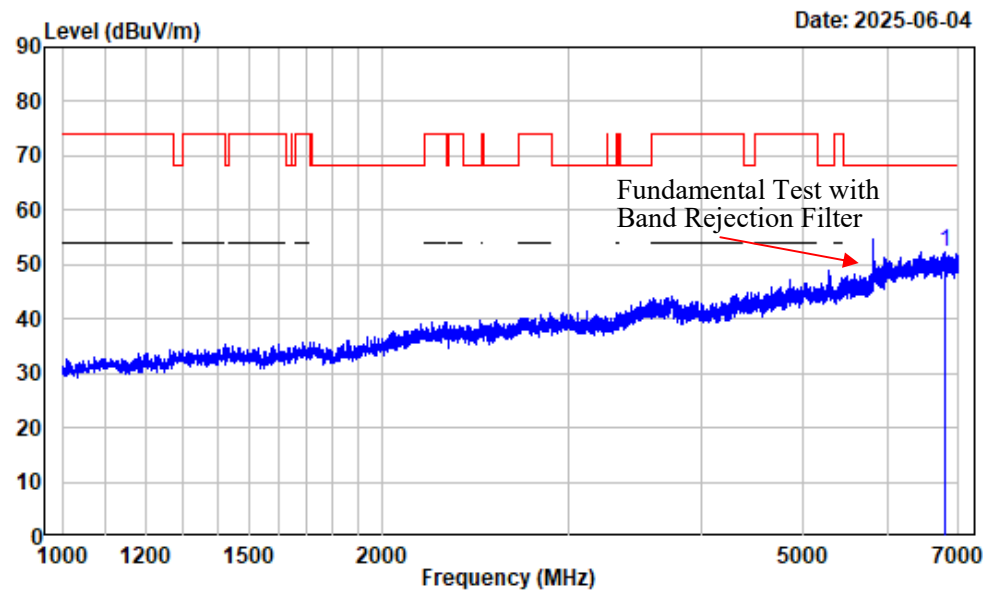


Condition : Horizontal  
 Project No. : 2501P42038E-RF  
 Tester : Visen Wu  
 Spectrum setting: Peak reading: RBW:1MHz VBW:3MHz Detector:Peak  
 Note : 5GWiFi\_B4\_AX20\_ANT0&ANT1\_5825

	Freq	Factor	Read		Limit	Over	Remark
			Level	Level	Line	Limit	
	MHz	dB/m	dBuV	dBuV/m	dBuV/m	dB	
1	6445.681	-2.88	55.04	52.16	68.20	-16.04	Peak



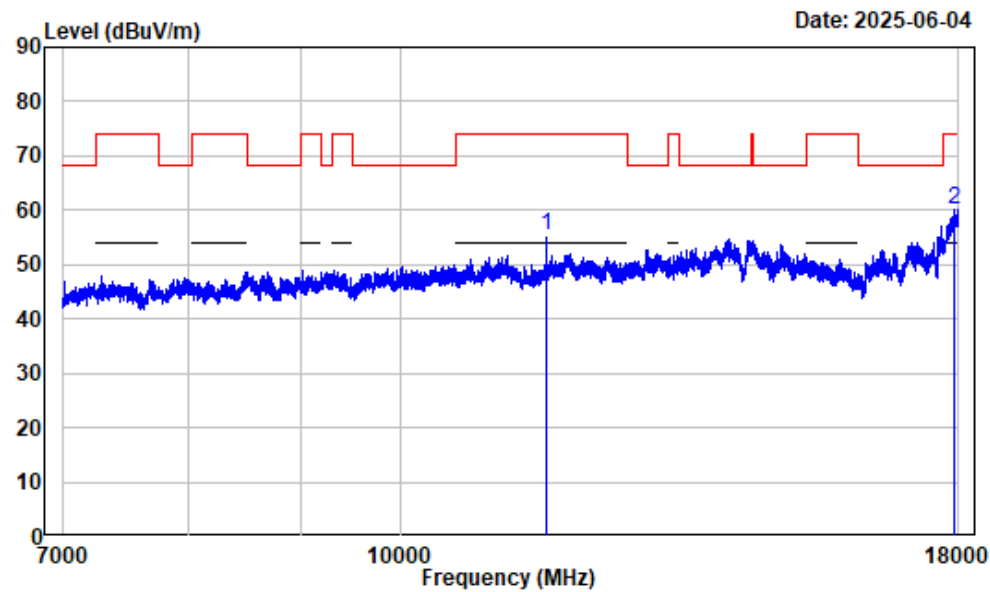
1-7GHz\_Vertical\_802.11ax-HE20\_5825MHz



Condition : Vertical  
Project No. : 2501P42038E-RF  
Tester : Visen Wu  
Spectrum setting: Peak reading: RBW:1MHz VBW:3MHz Detector:Peak  
Note : 5GWiFi\_B4\_AX20\_ANT0&ANT1\_5825

Freq		Factor	Read		Limit	Over	Remark
			Level	Level	Line	Limit	
MHz		dB/m	dBuV	dBuV/m	dBuV/m	dB	
1	6790.724	-3.33	55.72	52.39	68.20	-15.81	Peak

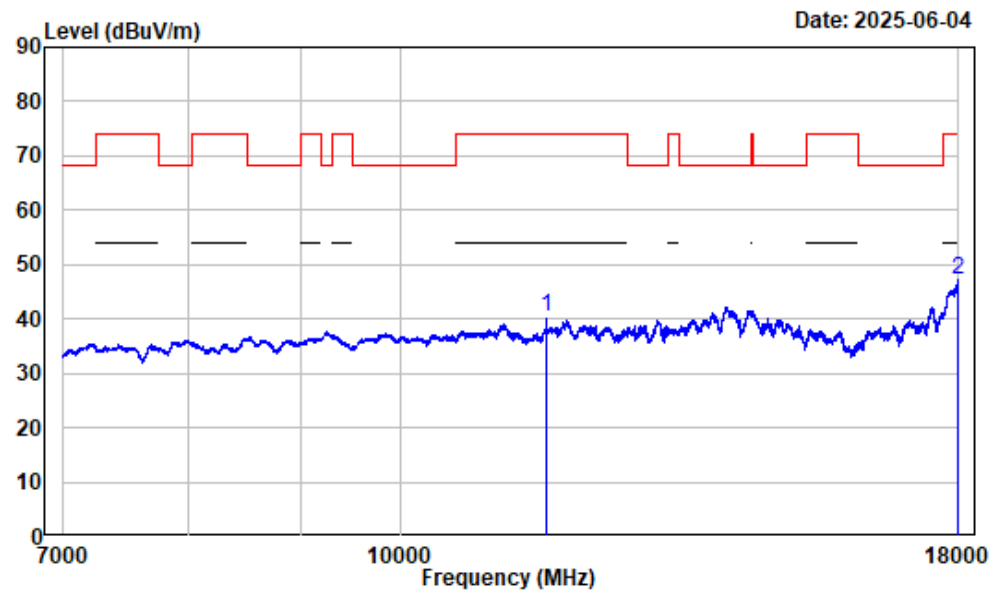
7-18GHz\_Horizontal\_Peak\_802.11ax-HE20\_5825MHz



Condition : Horizontal  
Project No. : 2501P42038E-RF  
Tester : Visen Wu  
Spectrum setting: Peak reading: RBW:1MHz VBW:3MHz Detector:Peak  
Note : 5GWiFi\_B4\_AX20\_ANT0&ANT1\_5825

		Read		Limit	Over	Remark
Freq Factor		Level	Level	Line	Limit	
MHz	dB/m	dBuV	dBuV/m	dBuV/m	dB	
1 11650.000	3.43	51.76	55.19	74.00	-18.81	Peak
2 17936.740	12.89	47.30	60.19	74.00	-13.81	Peak

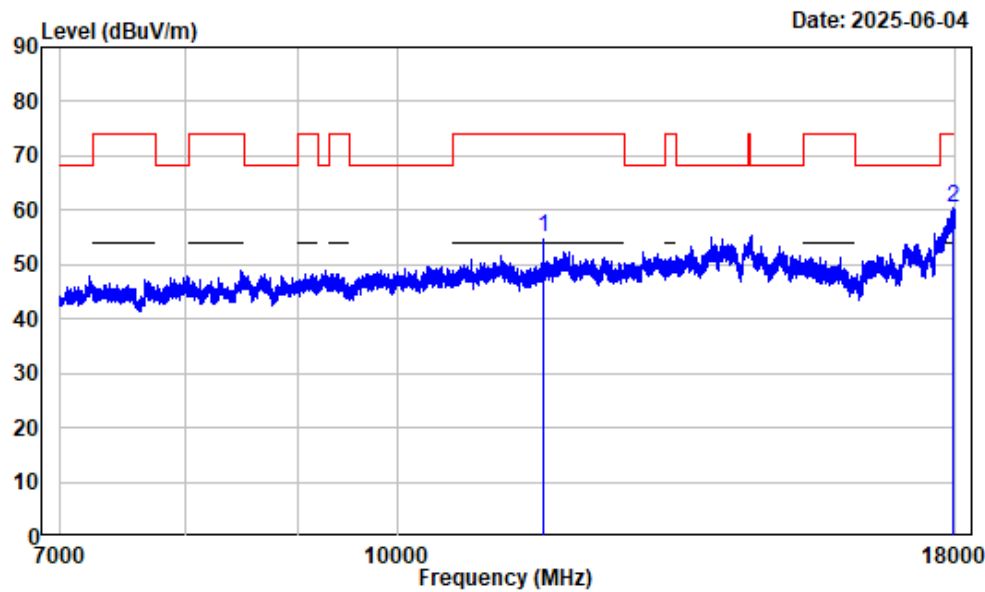
7-18GHz\_Horizontal\_Average\_802.11ax-HE20\_5825MHz



Condition : Horizontal  
Project No. : 2501P42038E-RF  
Tester : Visen Wu  
Spectrum setting: Average reading: RBW:1MHz VBW:1kHz Detector:Peak  
Note : 5GWiFi\_B4\_AX20\_ANT0&ANT1\_5825

Freq		Factor	Read Level	Level	Limit Line	Over Limit	Remark
MHz		dB/m	dBuV	dBuV/m	dBuV/m	dB	
1	11650.000	3.43	37.10	40.53	54.00	-13.47	Average
2	17986.250	13.12	34.03	47.15	54.00	-6.85	Average

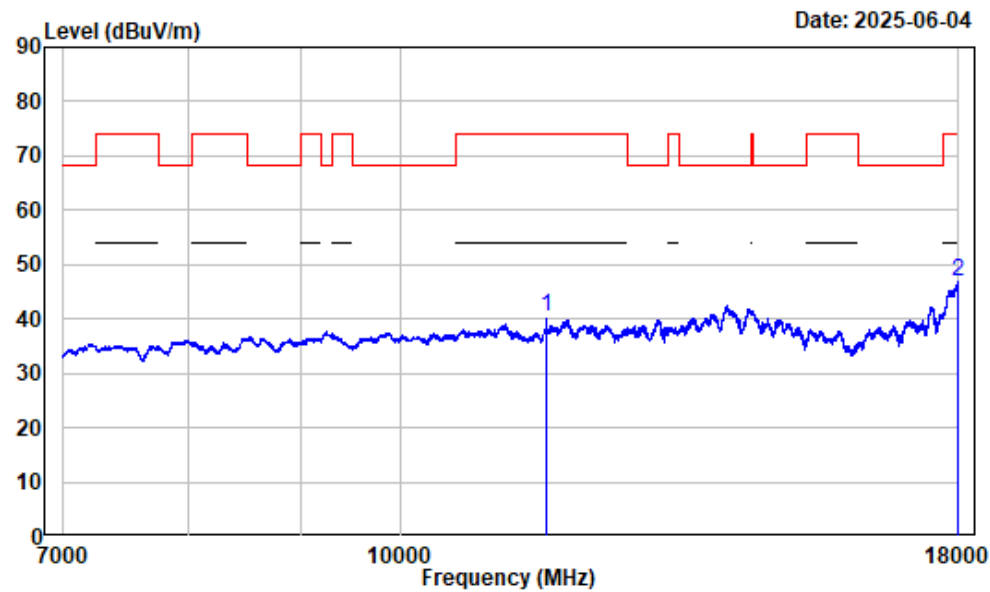
7-18GHz\_Vertical\_Peak\_802.11ax-HE20\_5825MHz



Condition : Vertical  
Project No. : 2501P42038E-RF  
Tester : Visen Wu  
Spectrum setting: Peak reading: RBW:1MHz VBW:3MHz Detector:Peak  
Note : 5GWiFi\_B4\_AX20\_ANT0&ANT1\_5825

		Read		Limit	Over	Remark
Freq Factor		Level	Level	Line	Limit	
MHz	dB/m	dBuV	dBuV/m	dBuV/m	dB	
1 11650.000	3.43	51.50	54.93	74.00	-19.07	Peak
2 17965.620	13.03	47.56	60.59	74.00	-13.41	Peak

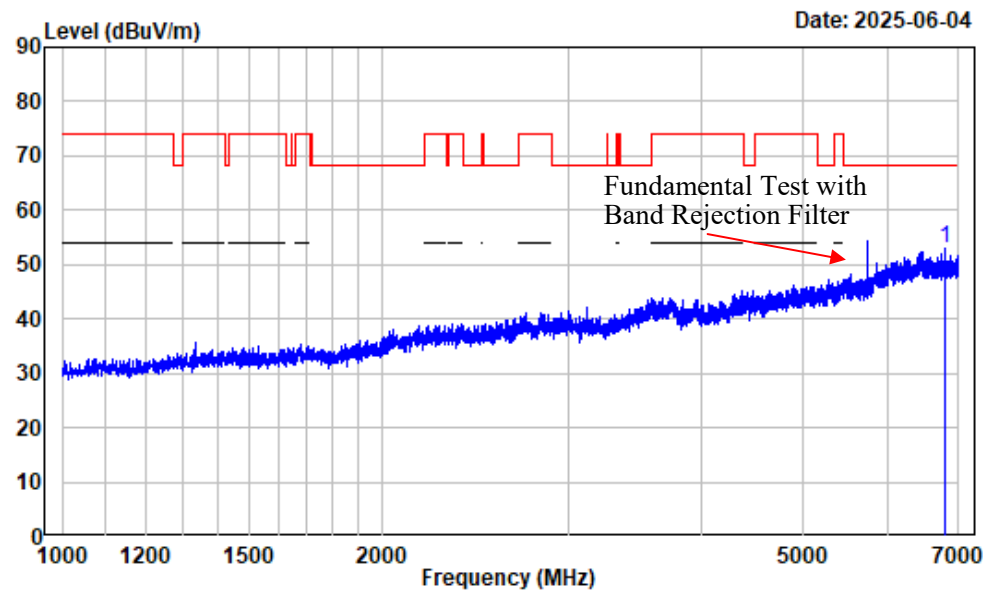
7-18GHz\_Vertical\_Average\_802.11ax-HE20\_5825MHz



Condition : Vertical  
Project No. : 2501P42038E-RF  
Tester : Visen Wu  
Spectrum setting: Average reading: RBW:1MHz VBW:1kHz Detector:Peak  
Note : 5GWiFi\_B4\_AX20\_ANT0&ANT1\_5825

Freq		Factor	Read Level	Level	Limit Line	Over Limit	Remark
MHz		dB/m	dBuV	dBuV/m	dBuV/m	dB	
1	11650.000	3.43	37.13	40.56	54.00	-13.44	Average
2	17999.990	13.20	33.72	46.92	54.00	-7.08	Average

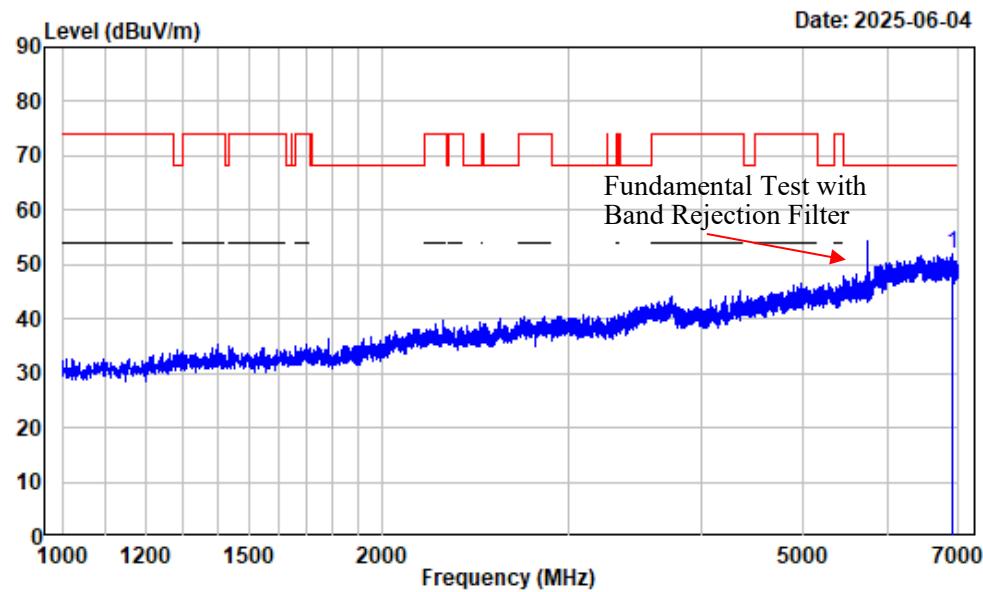
1-7GHz\_Horizontal\_802.11ax-HE40\_5755MHz



Condition : Horizontal  
Project No. : 2501P42038E-RF  
Tester : Visen Wu  
Spectrum setting: Peak reading: RBW:1MHz VBW:3MHz Detector:Peak  
Note : 5GWiFi\_B4\_AX40\_ANT0&ANT1\_5755

Freq		Factor	Read Level	Level	Limit	Over Limit	Remark
MHz		dB/m	dBuV	dBuV/m	dBuV/m	dB	
1	6803.476	-3.34	56.25	52.91	68.20	-15.29	Peak

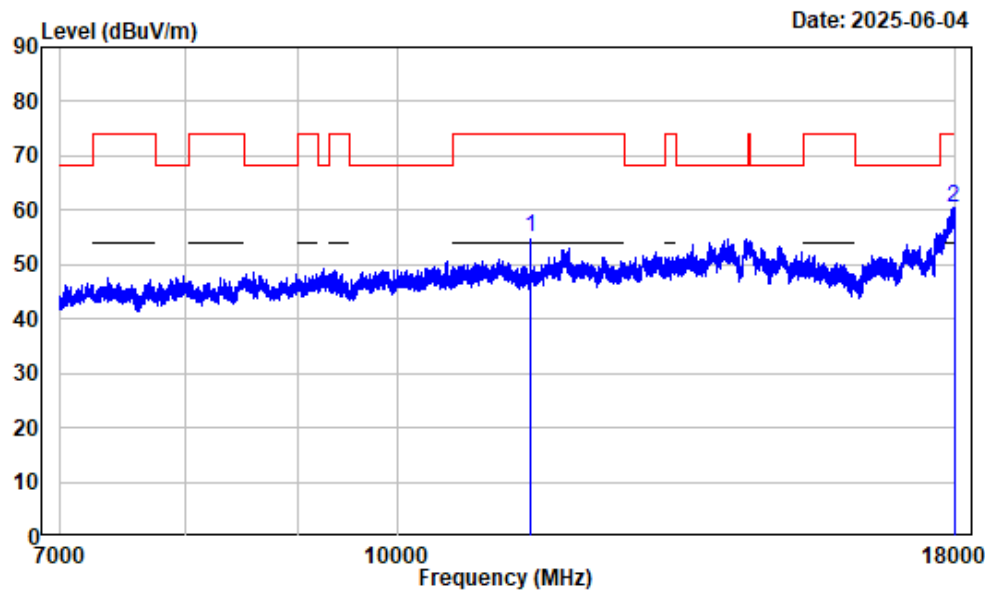
1-7GHz\_Vertical\_802.11ax-HE40\_5755MHz



Condition : Vertical  
Project No. : 2501P42038E-RF  
Tester : Visen Wu  
Spectrum setting: Peak reading: RBW:1MHz VBW:3MHz Detector:Peak  
Note : 5GWiFi\_B4\_AX40\_ANT0&ANT1\_5755

Freq		Factor	Read Level	Level	Limit	Over Limit	Remark
MHz		dB/m	dBuV	dBuV/m	dBuV/m	dB	
1	6917.490	-2.98	54.94	51.96	68.20	-16.24	Peak

7-18GHz\_Horizontal\_Peak\_802.11ax-HE40\_5755MHz

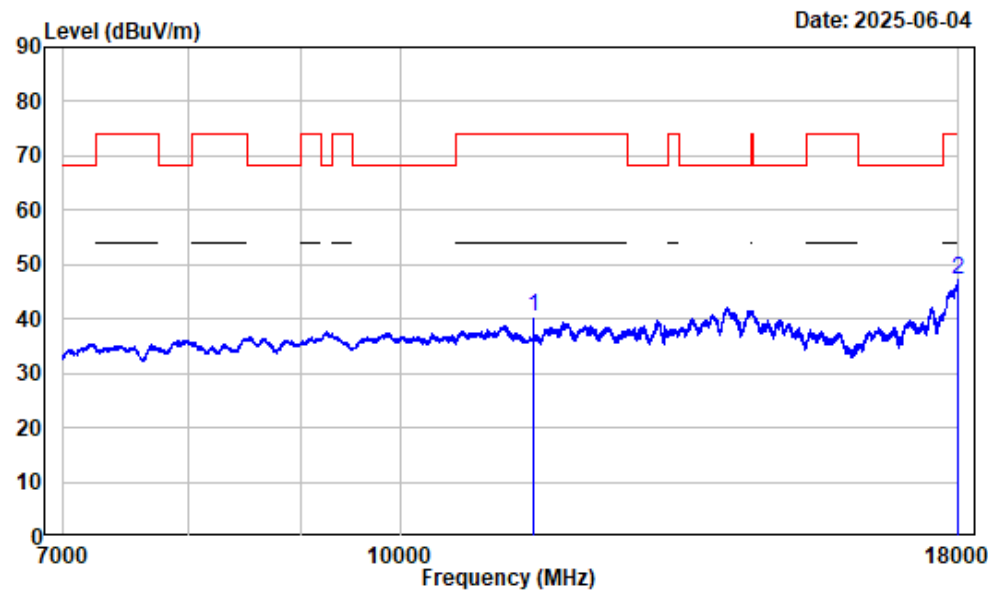


Condition : Horizontal  
Project No. : 2501P42038E-RF  
Tester : Visen Wu  
Spectrum setting: Peak reading: RBW:1MHz VBW:3MHz Detector:Peak  
Note : 5GWiFi\_B4\_AX40\_ANT0&ANT1\_5755

Freq		Factor	Read Level	Level	Limit Line	Over Limit	Remark
MHz		dB/m	dBuV	dBuV/m	dBuV/m	dB	
1	11510.000	3.53	51.42	54.95	74.00	-19.05	Peak
2	17972.500	13.07	47.52	60.59	74.00	-13.41	Peak



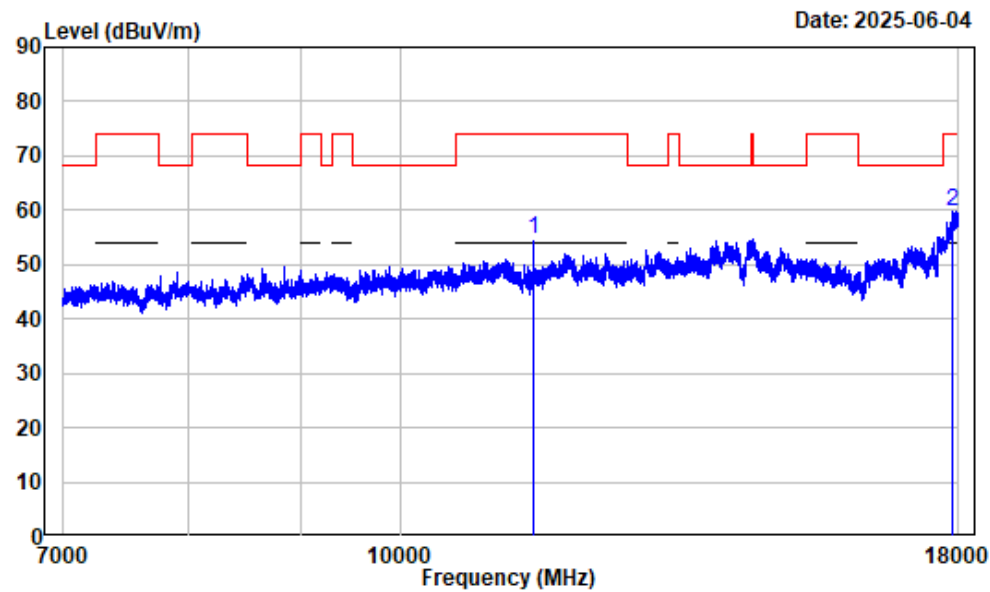
7-18GHz\_Horizontal\_Average\_802.11ax-HE40\_5755MHz



Condition : Horizontal  
Project No. : 2501P42038E-RF  
Tester : Visen Wu  
Spectrum setting: Average reading: RBW:1MHz VBW:1kHz Detector:Peak  
Note : 5GWiFi\_B4\_AX40\_ANT0&ANT1\_5755

Freq		Factor	Read Level	Level	Limit Line	Over Limit	Remark
MHz		dB/m	dBuV	dBuV/m	dBuV/m	dB	
1	11510.000	3.53	36.91	40.44	54.00	-13.56	Average
2	17998.630	13.19	33.92	47.11	54.00	-6.89	Average

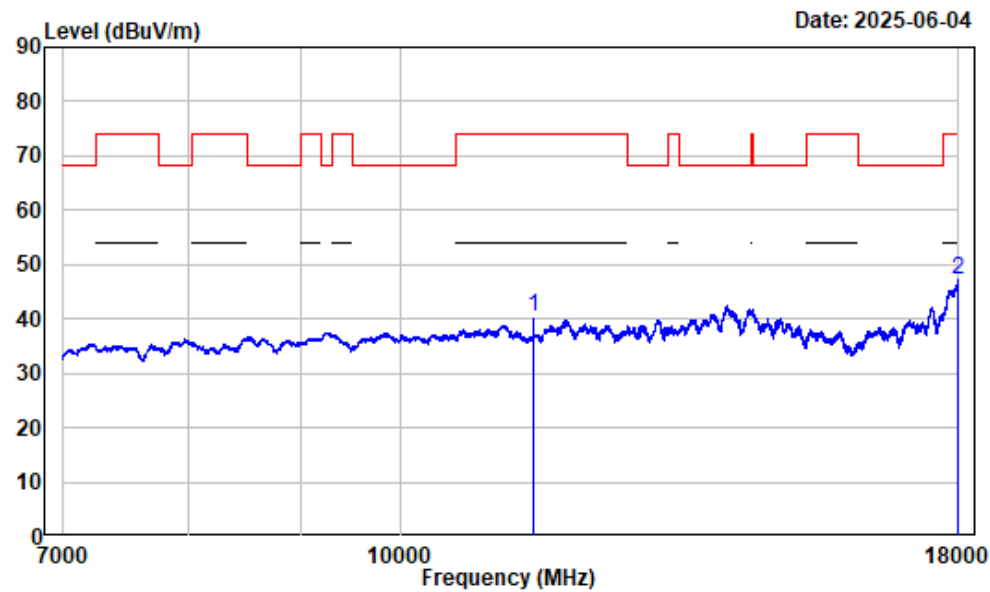
7-18GHz\_Vertical\_Peak\_802.11ax-HE40\_5755MHz



Condition : Vertical  
Project No. : 2501P42038E-RF  
Tester : Visen Wu  
Spectrum setting: Peak reading: RBW:1MHz VBW:3MHz Detector:Peak  
Note : 5GWiFi\_B4\_AX40\_ANT0&ANT1\_5755

Freq		Factor	Read Level	Level	Limit	Over	Remark
MHz		dB/m	dBuV	dBuV/m	dBuV/m	dB	
1	11510.000	3.53	50.99	54.52	74.00	-19.48	Peak
2	17894.110	12.60	47.15	59.75	74.00	-14.25	Peak

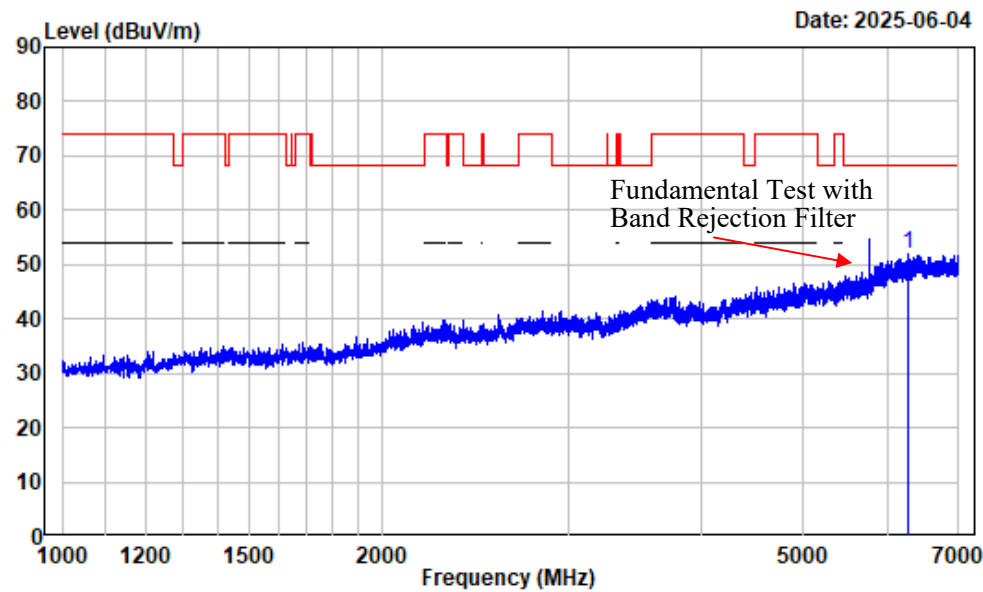
7-18GHz\_Veritical\_Average\_802.11ax-HE40\_5755MHz



Condition : Vertical  
Project No. : 2501P42038E-RF  
Tester : Visen Wu  
Spectrum setting: Average reading: RBW:1MHz VBW:1kHz Detector:Peak  
Note : 5GWiFi\_B4\_AX40\_ANT0&ANT1\_5755

		Read		Limit	Over	Remark
Freq	Factor	Level	Level	Line	Limit	
MHz	dB/m	dBuV	dBuV/m	dBuV/m	dB	
1 11510.000	3.53	36.76	40.29	54.00	-13.71	Average
2 17998.630	13.19	33.96	47.15	54.00	-6.85	Average

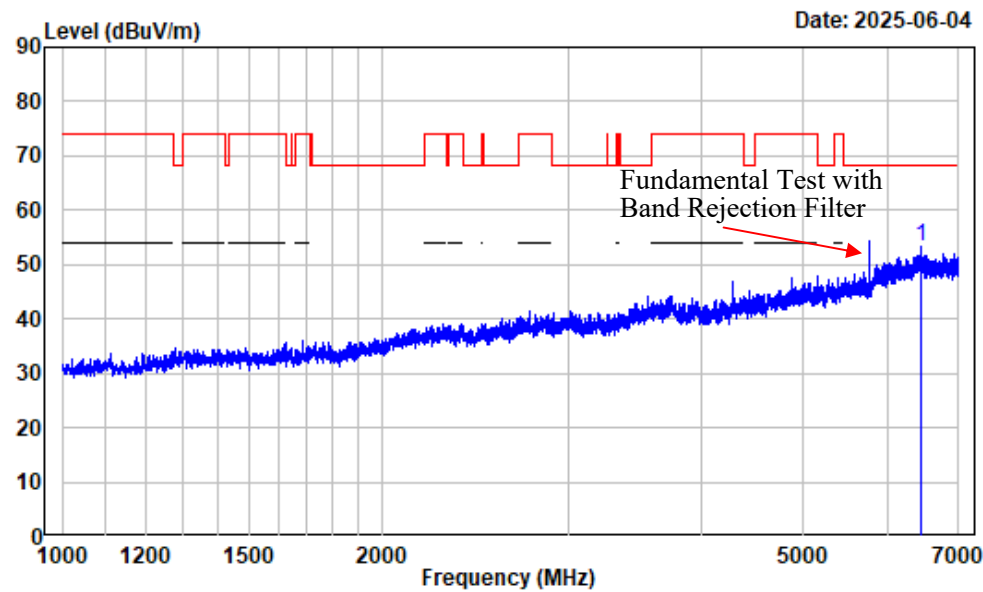
1-7GHz\_Horizontal\_802.11ax-HE80\_5775MHz



Condition : Horizontal  
Project No. : 2501P42038E-RF  
Tester : Visen Wu  
Spectrum setting: Peak reading: RBW:1MHz VBW:3MHz Detector:Peak  
Note : 5GWiFi\_B4\_AX80\_ANT0&ANT1\_5775

Freq		Factor	Read		Limit	Over	Remark
			Level	Level	Line	Limit	
MHz		dB/m	dBuV	dBuV/m	dBuV/m	dB	
1	6264.158	-3.77	55.60	51.83	68.20	-16.37	Peak

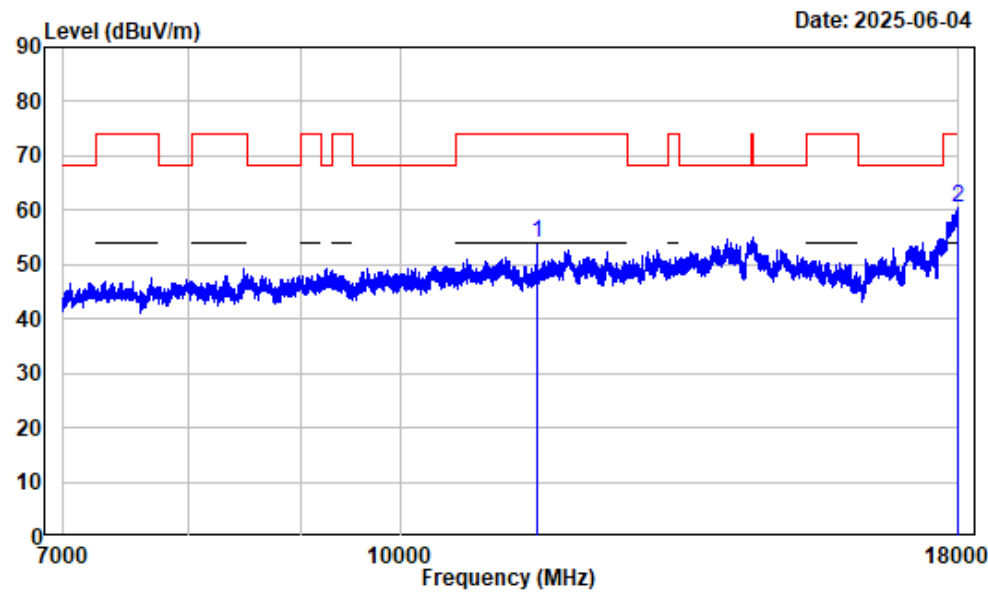
1-7GHz\_Vertical\_802.11ax-HE80\_5775MHz



Condition : Vertical  
Project No. : 2501P42038E-RF  
Tester : Visen Wu  
Spectrum setting: Peak reading: RBW:1MHz VBW:3MHz Detector:Peak  
Note : 5GWiFi\_B4\_AX80\_ANT0&ANT1\_5775

Freq		Factor	Read Level	Level	Limit Line	Over Limit	Remark
MHz		dB/m	dBuV	dBuV/m	dBuV/m	dB	
1	6444.931	-2.87	56.08	53.21	68.20	-14.99	Peak

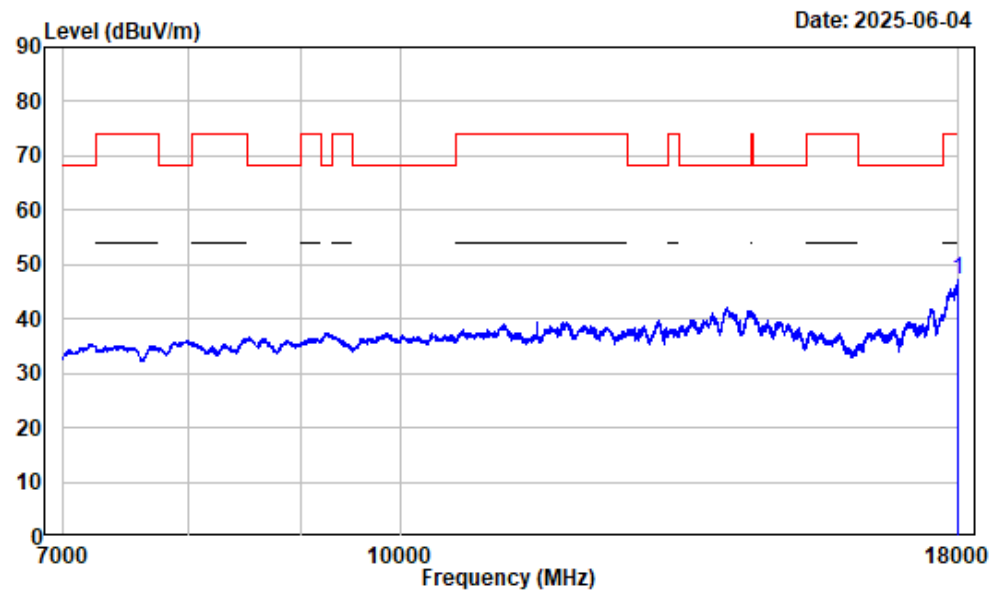
7-18GHz\_Horizontal\_Peak\_802.11ax-HE80\_5775MHz



Condition : Horizontal  
Project No. : 2501P42038E-RF  
Tester : Visen Wu  
Spectrum setting: Peak reading: RBW:1MHz VBW:3MHz Detector:Peak  
Note : 5GWiFi\_B4\_AX80\_ANT0&ANT1\_5775

Freq		Factor	Read Level	Level	Limit Line	Over Limit	Remark
MHz		dB/m	dBuV	dBuV/m	dBuV/m	dB	
1	11550.000	3.37	50.56	53.93	74.00	-20.07	Peak
2	17982.120	13.10	47.38	60.48	74.00	-13.52	Peak

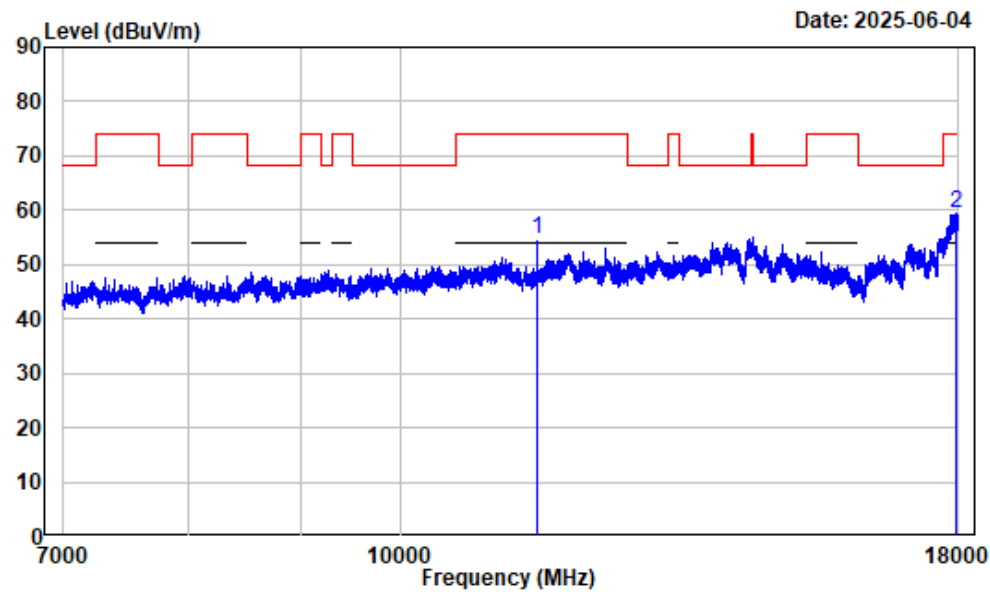
7-18GHz\_Horizontal\_Average\_802.11ax-HE80\_5775MHz



Condition : Horizontal  
Project No. : 2501P42038E-RF  
Tester : Visen Wu  
Spectrum setting: Average reading: RBW:1MHz VBW:1kHz Detector:Peak  
Note : 5GWiFi\_B4\_AX80\_ANT0&ANT1\_5775

Freq Factor		Read Level		Limit	Over	Remark
MHz	dB/m	dBuV	dBuV/m	dBuV/m	dB	
1 17998.630	13.19	33.90	47.09	54.00	-6.91	Average

7-18GHz\_Vertical\_Peak\_802.11ax-HE80\_5775MHz

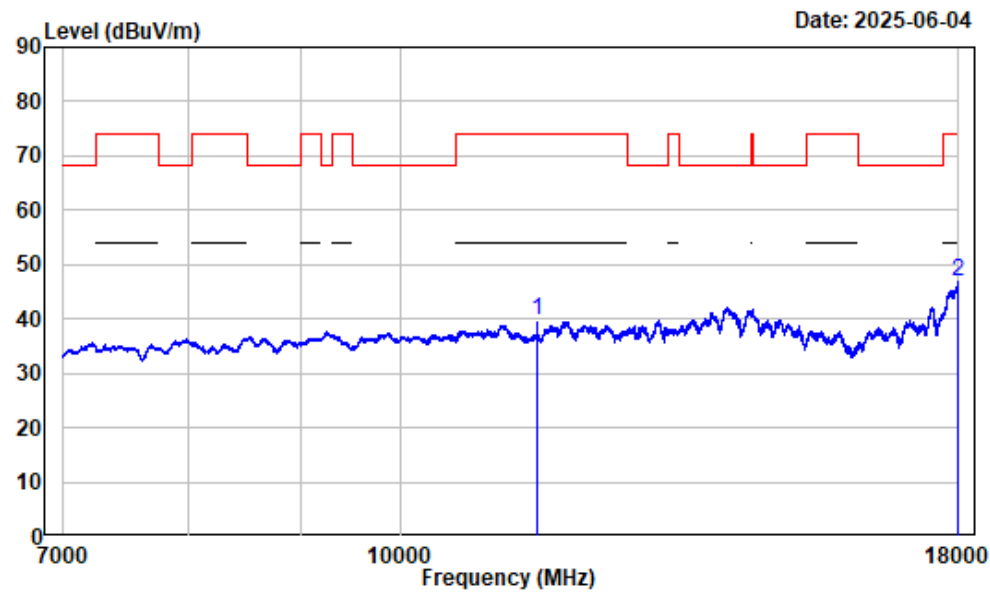


Condition : Vertical  
Project No. : 2501P42038E-RF  
Tester : Visen Wu  
Spectrum setting: Peak reading: RBW:1MHz VBW:3MHz Detector:Peak  
Note : 5GWiFi\_B4\_AX80\_ANT0&ANT1\_5775

Freq		Factor	Read Level	Level	Limit Line	Over Limit	Remark
MHz		dB/m	dBuV	dBuV/m	dBuV/m	dB	
1	11550.000	3.37	51.45	54.82	74.00	-19.18	Peak
2	17968.370	13.05	46.29	59.34	74.00	-14.66	Peak



7-18GHz\_Vertical\_Average\_802.11ax-HE80\_5775MHz

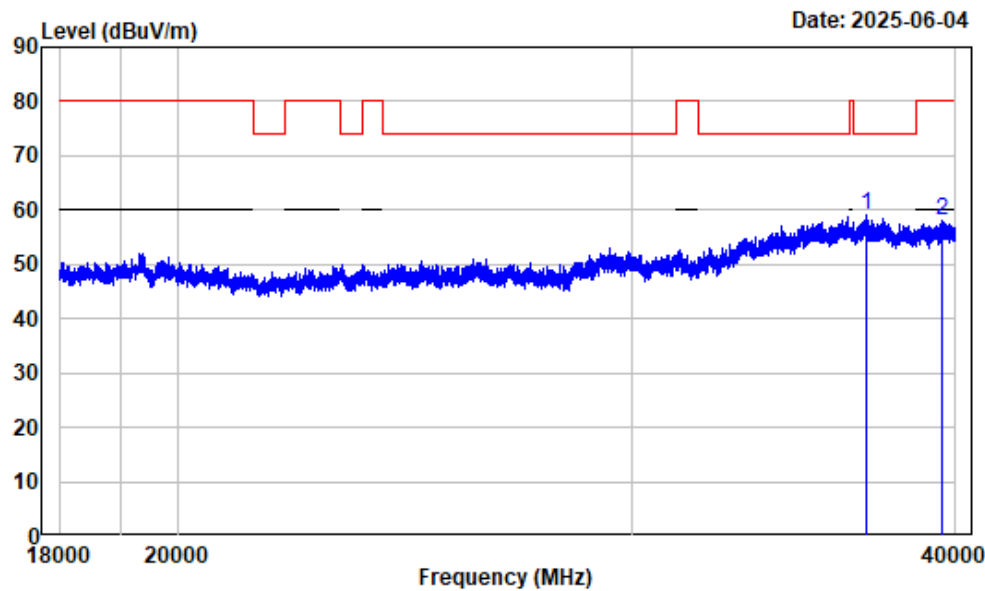


Condition : Vertical  
Project No. : 2501P42038E-RF  
Tester : Visen Wu  
Spectrum setting: Average reading: RBW:1MHz VBW:1kHz Detector:Peak  
Note : 5GWiFi\_B4\_AX80\_ANT0&ANT1\_5775

Freq		Factor	Read		Limit	Over	Remark
			Level	Level	Line	Limit	
MHz		dB/m	dBuV	dBuV/m	dBuV/m	dB	
1	11550.000	3.37	36.31	39.68	54.00	-14.32	Average
2	17998.630	13.19	33.54	46.73	54.00	-7.27	Average

18-40GHz (Only Listed with the worst harmonic margin test plot):

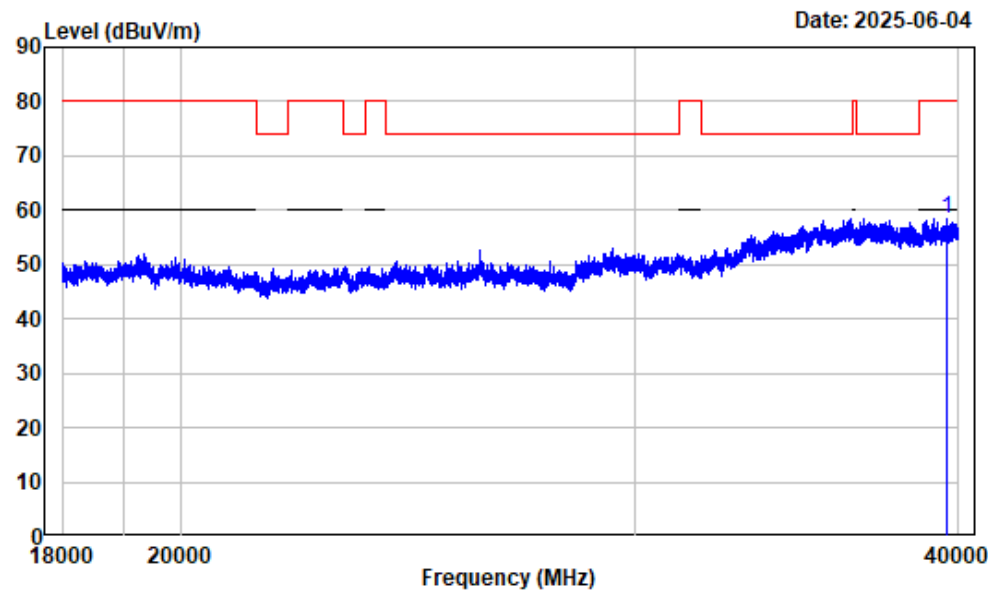
18-40GHz\_Horizontal\_802.11ac-VHT20\_5825MHz



Condition : Horizontal  
Project No. : 2501P42038E-RF  
Tester : Visen Wu  
Spectrum setting: Peak reading: RBW:1MHz VBW:3MHz Detector:Peak  
Note : 5GWiFi\_B4\_AC20\_ANT0&ANT1\_5825

Freq		Factor	Read Level	Level	Limit Line	Over Limit	Remark
MHz		dB/m	dBuV	dBuV/m	dBuV/m	dB	
1	36919.610	22.78	36.16	58.94	74.20	-15.26	peak
2	39513.190	22.21	35.88	58.09	80.00	-21.91	Peak

18-40GHz\_Vertical\_802.11ac-VHT20\_5825MHz



Condition : Vertical  
Project No. : 2501P42038E-RF  
Tester : Visen Wu  
Spectrum setting: Peak reading: RBW:1MHz VBW:3MHz Detector:Peak  
Note : 5GWiFi\_B4\_AC20\_ANT0&ANT1\_5825

Freq		Factor	Read Level	Level	Limit Line	Over Limit	Remark
MHz		dB/m	dBuV	dBuV/m	dBuV/m	dB	
1 39606.700		22.26	36.12	58.38	80.00	-21.62	peak

**RF Conducted data****Emission Bandwidth****Test Information:**

<b>Sample No.:</b>	306X-1	<b>Test Date:</b>	2025/04/16~2025/06/25
<b>Test Site:</b>	RF	<b>Test Mode:</b>	Transmitting
<b>Tester:</b>	Kungfumaster Liang	<b>Test Result:</b>	Pass

**Environmental Conditions:**

<b>Temperature:</b> (°C)	25.5-26.9	<b>Relative Humidity:</b> (%)	47-55	<b>ATM Pressure:</b> (kPa)	100.1~101
-----------------------------	-----------	----------------------------------	-------	-------------------------------	-----------

**Test Data:****26dB Emission Bandwidth  
5150-5250MHz**

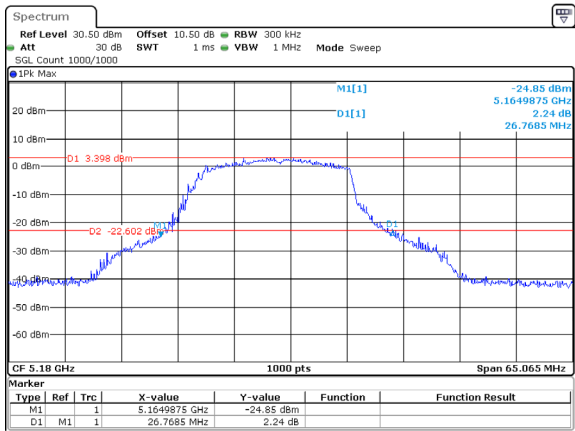
Mode	Antenna	Test Frequency (MHz)	Result (MHz)
802.11a	Chain 0	5180	26.768
		5200	26.429
		5240	25.610
	Chain 1	5180	24.927
		5200	23.976
		5240	23.277
802.11ac20	Chain 0	5180	26.156
		5200	25.779
		5240	26.794
	Chain 1	5180	26.558
		5200	23.788
		5240	24.672
802.11ac40	Chain 0	5190	40.741
		5230	40.641
	Chain 1	5190	39.740
		5230	39.940
802.11ac80	Chain 0	5210	<b>81.081</b>
	Chain 1	5210	80.681
802.11ax20_RU_Full	Chain 0	5180	21.395
		5200	22.809
		5240	22.759
	Chain 1	5180	22.792
		5200	21.567
		5240	23.146
802.11ax40_RU_Full	Chain 0	5190	41.642
		5230	43.143
	Chain 1	5190	41.141
		5230	41.842
802.11ax80_RU_Full	Chain 0	5210	85.686
	Chain 1	5210	<b>86.487</b>

**6dB Emission Bandwidth**  
**5725-5850MHz**

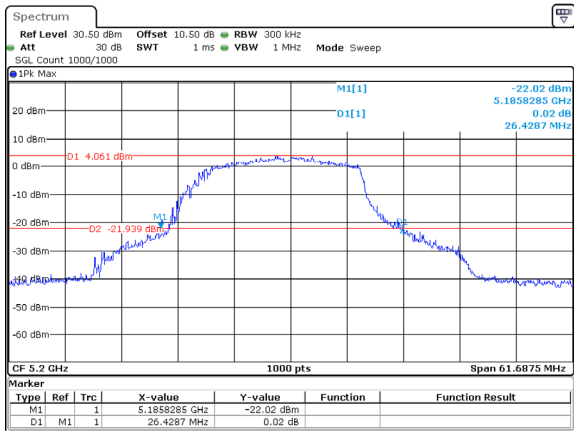
Mode	Antenna	Test Frequency (MHz)	Result (MHz)	Limit (MHz)	Verdict
802.11a	Chain 0	5745	16.466	0.5	Pass
		5785	16.466	0.5	Pass
		5825	16.416	0.5	Pass
	Chain 1	5745	16.466	0.5	Pass
		5785	16.466	0.5	Pass
		5825	16.416	0.5	Pass
802.11ac20	Chain 0	5745	17.718	0.5	Pass
		5785	17.718	0.5	Pass
		5825	17.668	0.5	Pass
	Chain 1	5745	17.718	0.5	Pass
		5785	17.718	0.5	Pass
		5825	17.668	0.5	Pass
802.11ac40	Chain 0	5755	36.236	0.5	Pass
		5795	35.936	0.5	Pass
	Chain 1	5755	34.635	0.5	Pass
		5795	35.836	0.5	Pass
802.11ac80	Chain 0	5775	<b>76.877</b>	0.5	Pass
	Chain 1	5775	76.677	0.5	Pass
802.11ax20_RU_Full	Chain 0	5745	18.519	0.5	Pass
		5785	19.019	0.5	Pass
		5825	18.669	0.5	Pass
	Chain 1	5745	18.919	0.5	Pass
		5785	18.869	0.5	Pass
		5825	18.719	0.5	Pass
802.11ax40_RU_Full	Chain 0	5755	35.235	0.5	Pass
		5795	35.335	0.5	Pass
	Chain 1	5755	35.235	0.5	Pass
		5795	36.136	0.5	Pass
802.11ax80_RU_Full	Chain 0	5775	<b>78.278</b>	0.5	Pass
	Chain 1	5775	<b>78.078</b>	0.5	Pass

5150-5250MHz

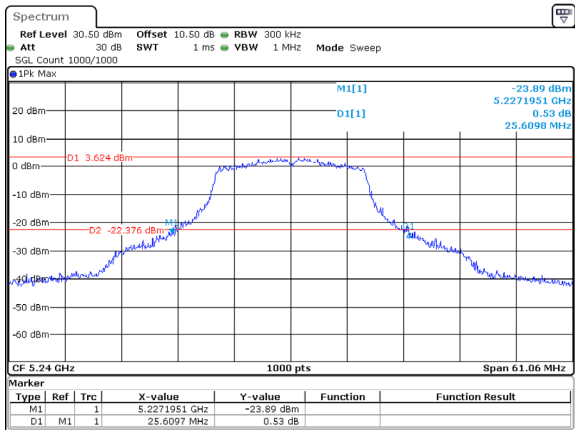
802.11a\_5180MHz\_Chain 0



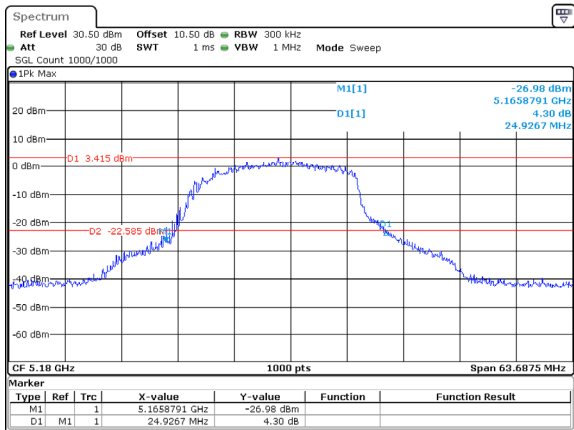
802.11a\_5200MHz\_Chain 0



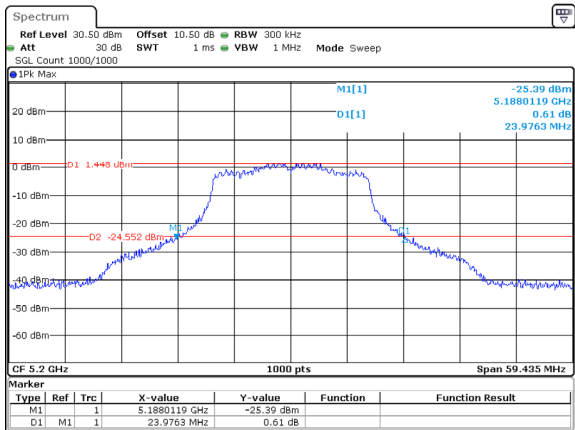
802.11a\_5240MHz\_Chain 0



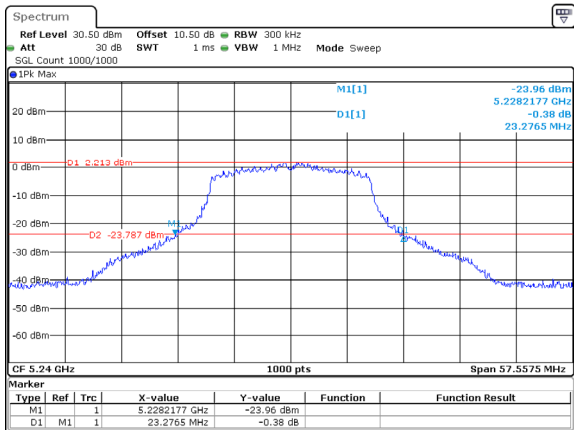
802.11a\_5180MHz\_Chain 1



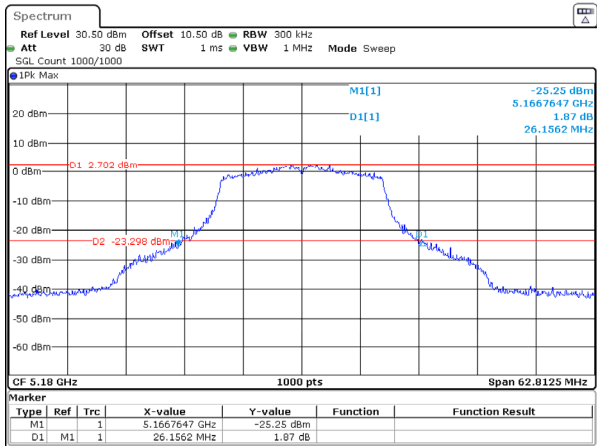
802.11a\_5200MHz\_Chain 1



802.11a\_5240MHz\_Chain 1

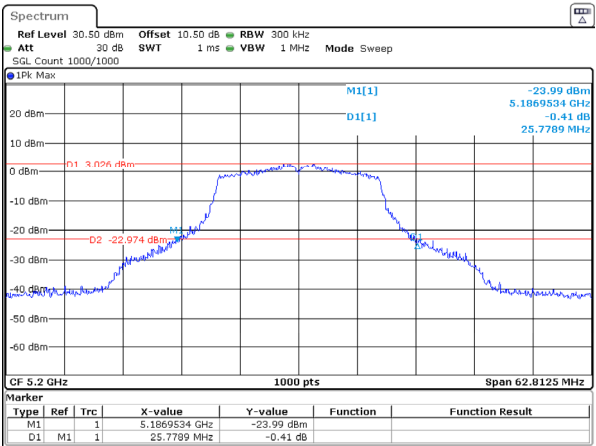


802.11ac20\_5180MHz\_Chain 0



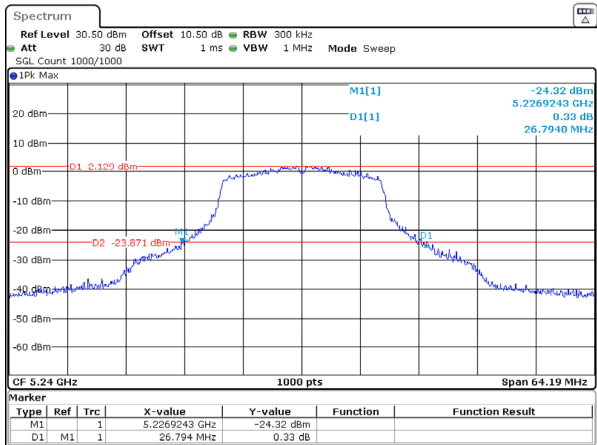
ProjectNo.:2501P42038E-RF Tester:Kungfumaater Liang  
Date: 16.APR.2025 22:58:49

802.11ac20\_5200MHz\_Chain 0



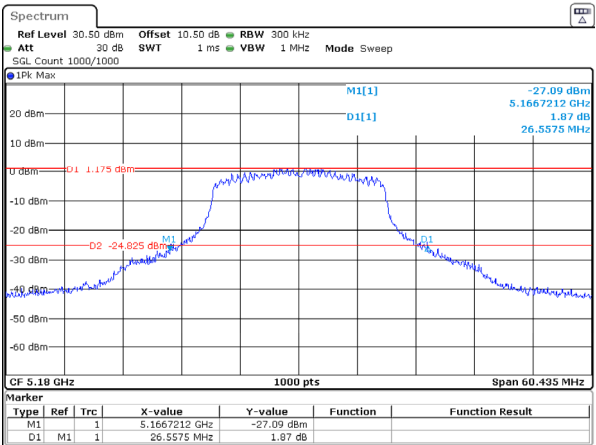
ProjectNo.:2501P42038E-RF Tester:Kungfumaater Liang  
Date: 16.APR.2025 23:05:46

802.11ac20\_5240MHz\_Chain 0



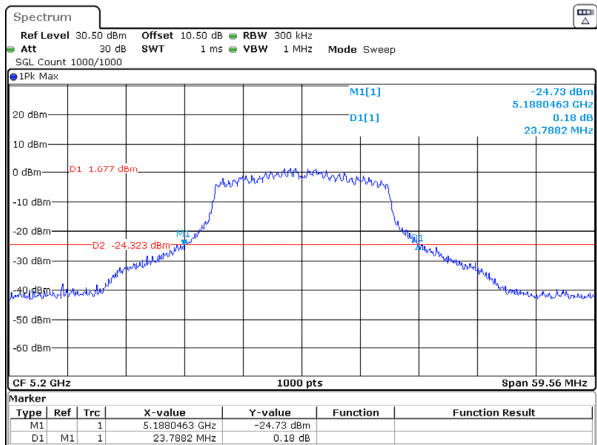
ProjectNo.:2501P42038E-RF Tester:Kungfumaater Liang  
Date: 16.APR.2025 23:03:07

802.11ac20\_5180MHz\_Chain 1



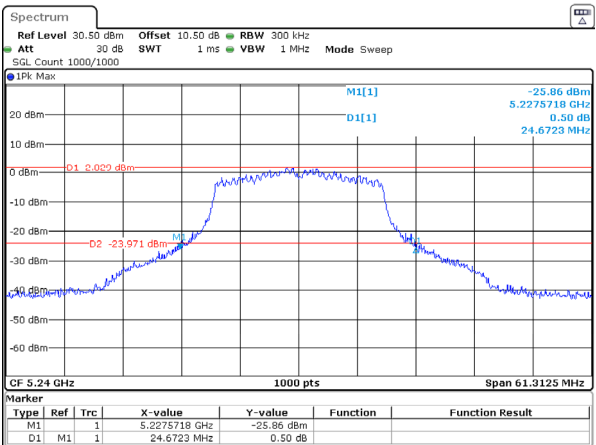
ProjectNo.:2501P42038E-RF Tester:Kungfumaater Liang  
Date: 16.APR.2025 23:47:14

802.11ac20\_5200MHz\_Chain 1



ProjectNo.:2501P42038E-RF Tester:Kungfumaater Liang  
Date: 16.APR.2025 23:50:32

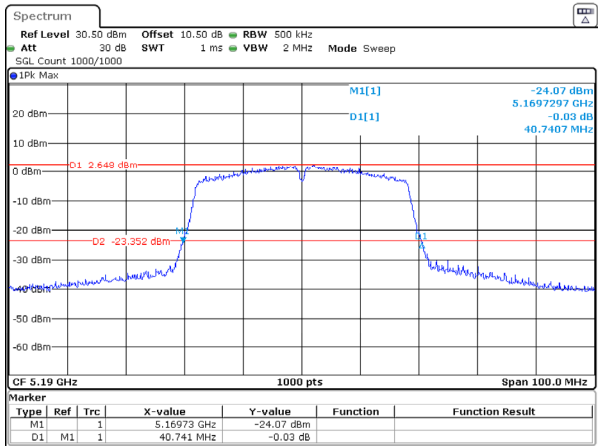
802.11ac20\_5240MHz\_Chain 1



ProjectNo.:2501P42038E-RF Tester:Kungfumaater Liang  
Date: 16.APR.2025 23:52:38

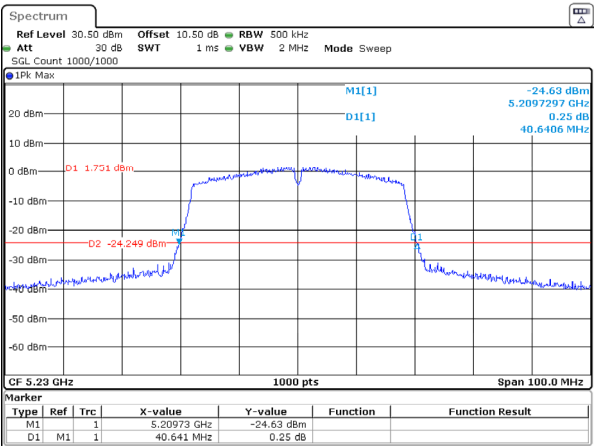


802.11ac40\_5190MHz\_Chain 0



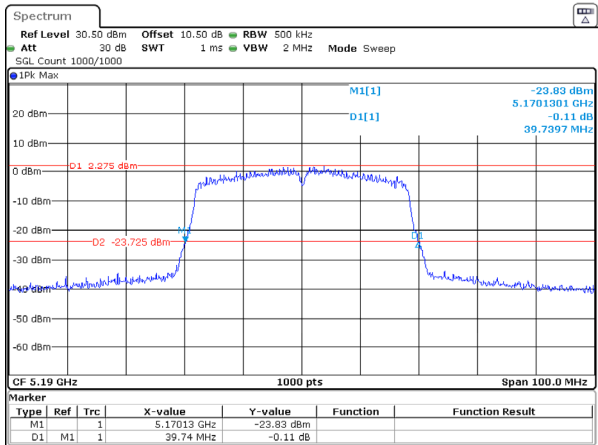
ProjectNo.:2501P42038E-RF Tester:Kungfumaater Liang  
Date: 16.APR.2025 23:12:51

802.11ac40\_5230MHz\_Chain 0



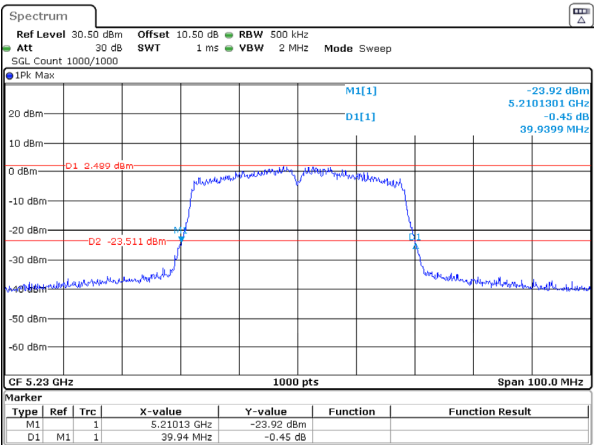
ProjectNo.:2501P42038E-RF Tester:Kungfumaater Liang  
Date: 16.APR.2025 23:14:15

802.11ac40\_5190MHz\_Chain 1



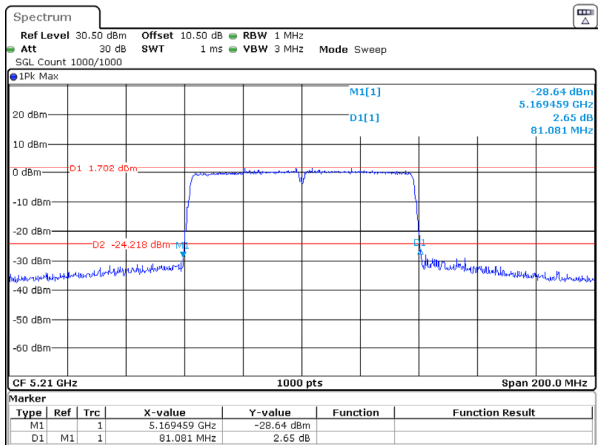
ProjectNo.:2501P42038E-RF Tester:Kungfumaater Liang  
Date: 16.APR.2025 23:56:43

802.11ac40\_5230MHz\_Chain 1



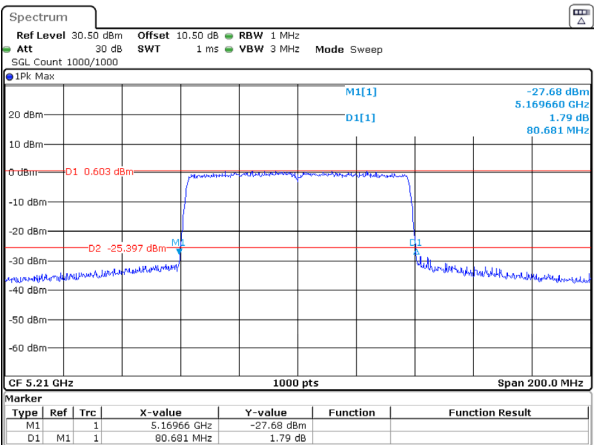
ProjectNo.:2501P42038E-RF Tester:Kungfumaater Liang  
Date: 17.APR.2025 00:00:58

802.11ac80\_5210MHz\_Chain 0



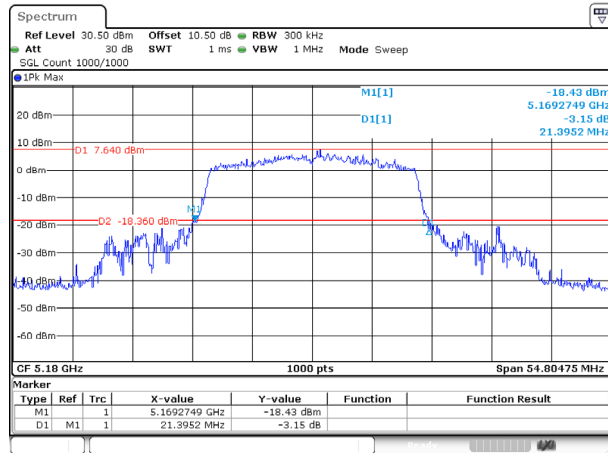
ProjectNo.:2501P42038E-RF Tester:Kungfumaater Liang  
Date: 16.APR.2025 23:20:53

802.11ac80\_5210MHz\_Chain 1



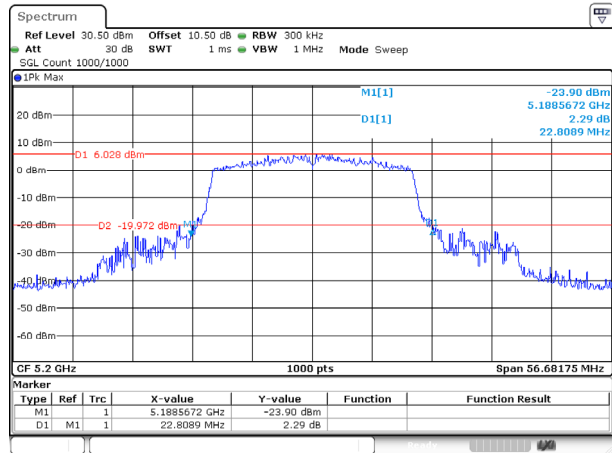
ProjectNo.:2501P42038E-RF Tester:Kungfumaater Liang  
Date: 17.APR.2025 00:08:22

802.11ax20\_5180MHz\_RU\_Full\_Chain 0



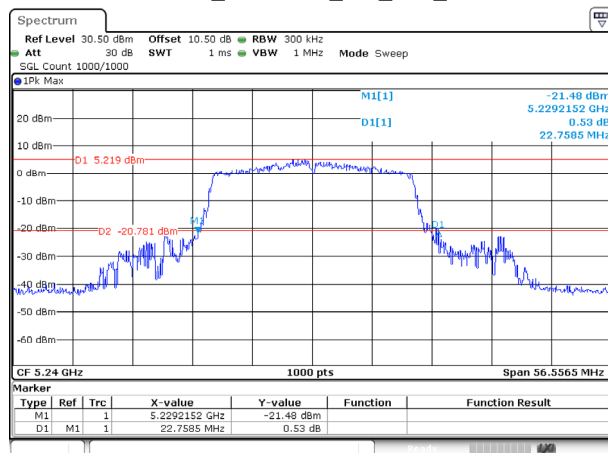
ProjectNo.:2501P42038E-RF Tester:Kungfumaster Liang  
Date: 25.JUN.2025 09:53:31

802.11ax20\_5200MHz\_RU\_Full\_Chain 0



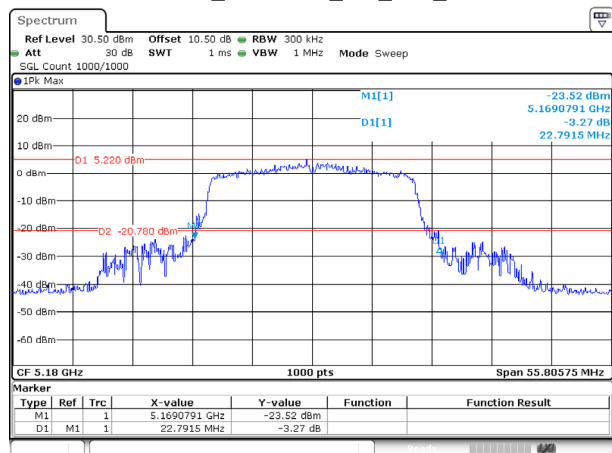
ProjectNo.:2501P42038E-RF Tester:Kungfumaster Liang  
Date: 25.JUN.2025 09:54:42

802.11ax20\_5240MHz\_RU\_Full\_Chain 0



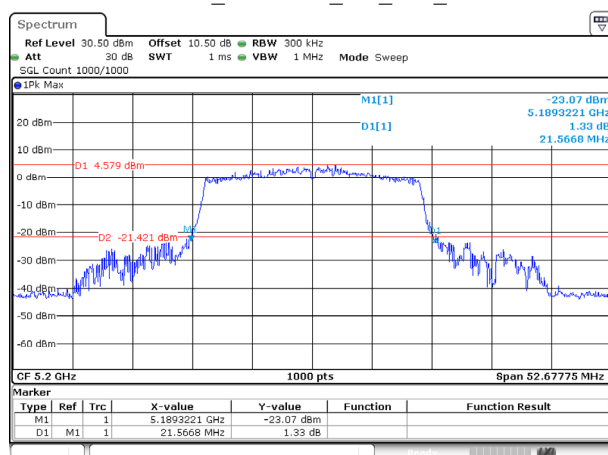
ProjectNo.:2501P42038E-RF Tester:Kungfumaster Liang  
Date: 25.JUN.2025 09:55:48

802.11ax20\_5180MHz\_RU\_Full\_Chain 1



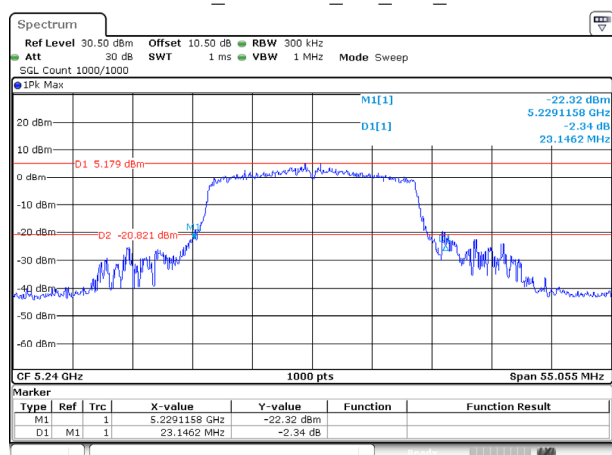
ProjectNo.:2501P42038E-RF Tester:Kungfumaster Liang  
Date: 25.JUN.2025 10:09:51

802.11ax20\_5200MHz\_RU\_Full\_Chain 1



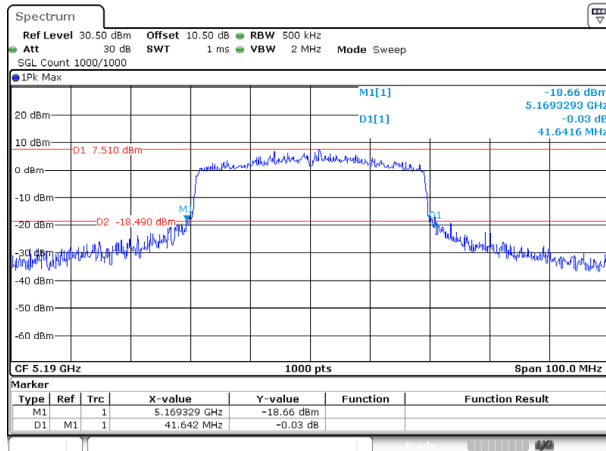
ProjectNo.:2501P42038E-RF Tester:Kungfumaster Liang  
Date: 25.JUN.2025 10:11:45

802.11ax20\_5240MHz\_RU\_Full\_Chain 1

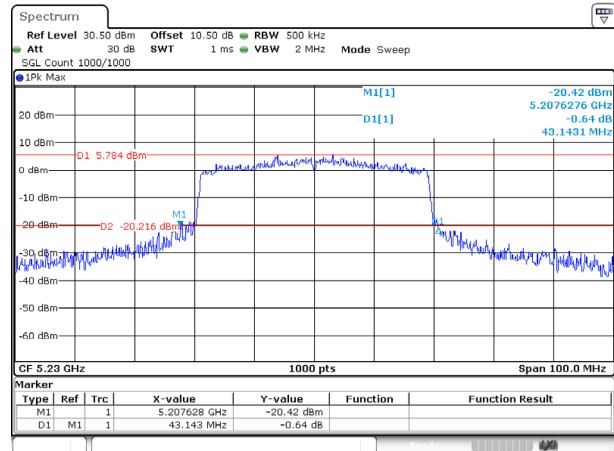


ProjectNo.:2501P42038E-RF Tester:Kungfumaster Liang  
Date: 25.JUN.2025 10:13:36

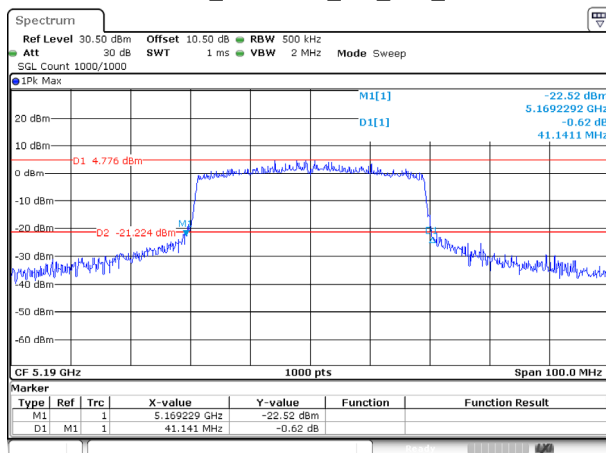
802.11ax40\_5190MHz\_RU\_Full\_Chain 0



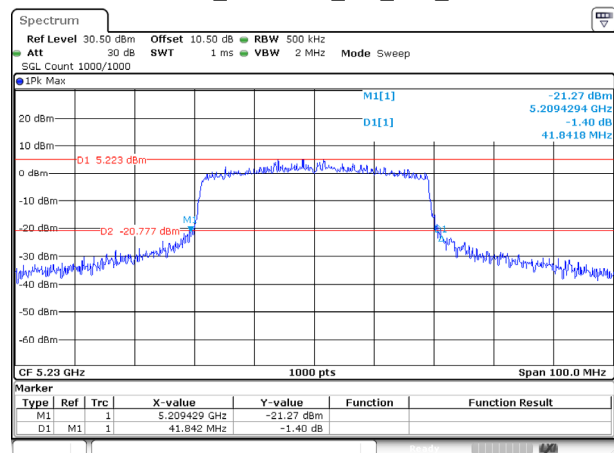
802.11ax40\_5230MHz\_RU\_Full\_Chain 0



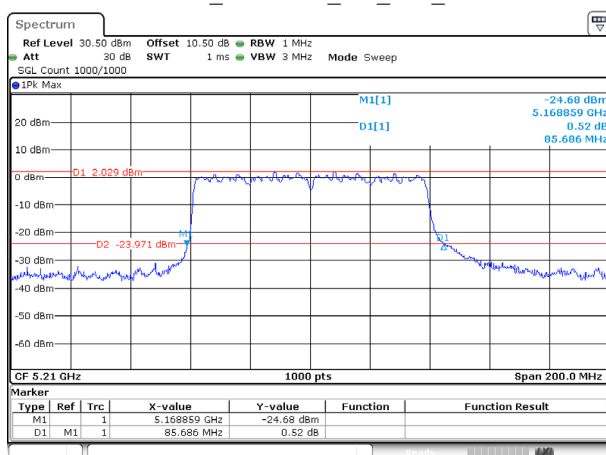
802.11ax40\_5190MHz\_RU\_Full\_Chain 1



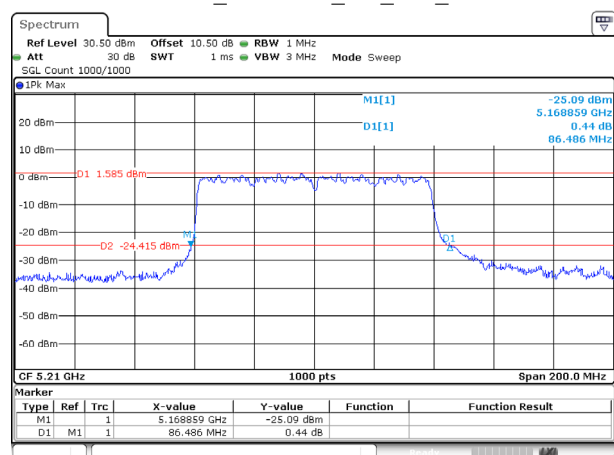
802.11ax40\_5230MHz\_RU\_Full\_Chain 1



802.11ax80\_5210MHz\_RU\_Full\_Chain 0

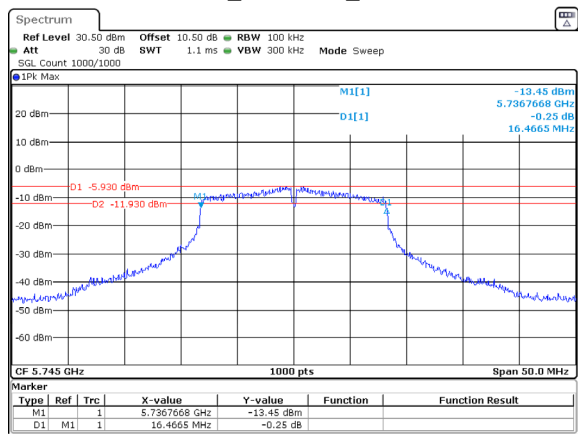


802.11ax80\_5210MHz\_RU\_Full\_Chain 1

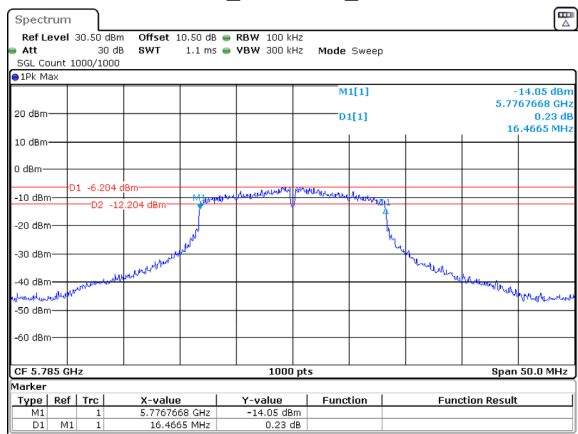


5725-5850MHz

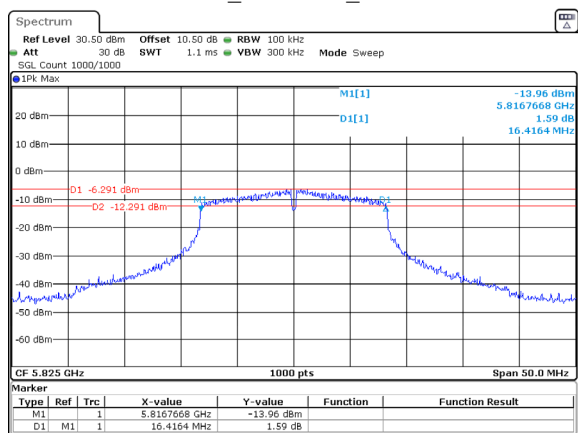
802.11a\_5745MHz\_Chain 0



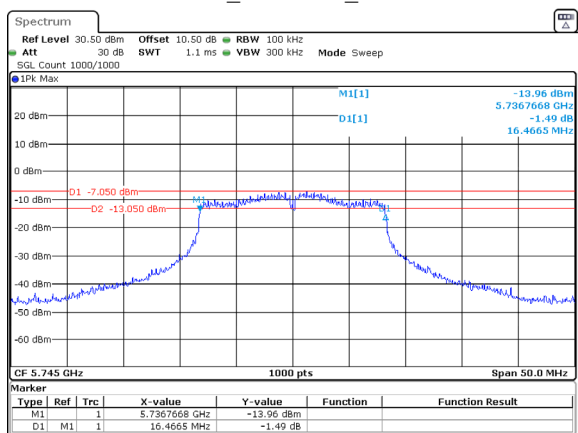
802.11a\_5785MHz\_Chain 0



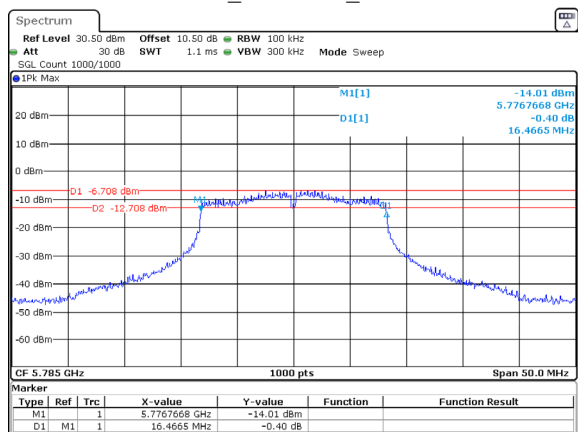
802.11a\_5825MHz\_Chain 0



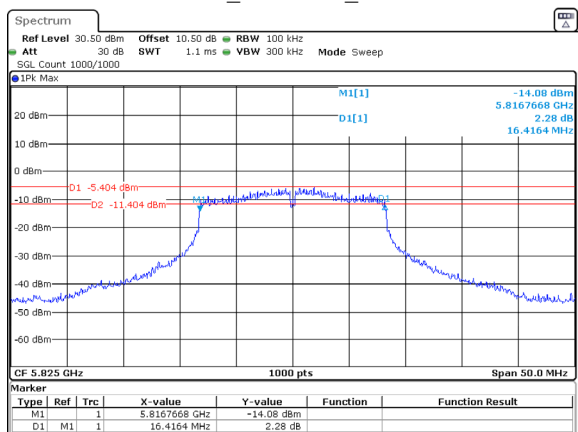
802.11a\_5745MHz\_Chain 1



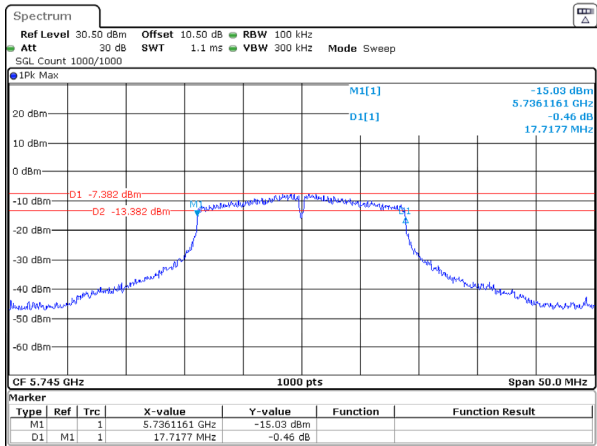
802.11a\_5785MHz\_Chain 1



802.11a\_5825MHz\_Chain 1

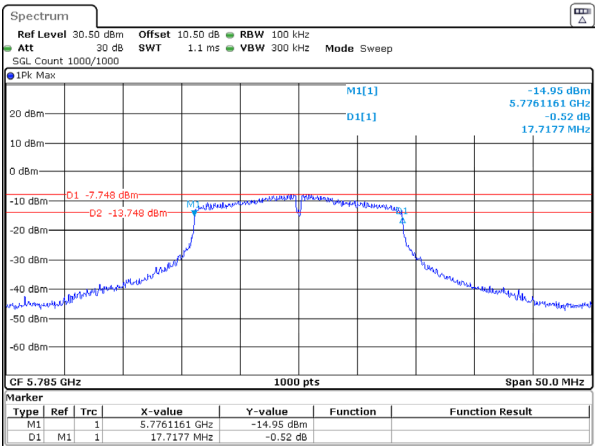


802.11ac20\_5745MHz\_Chain 0



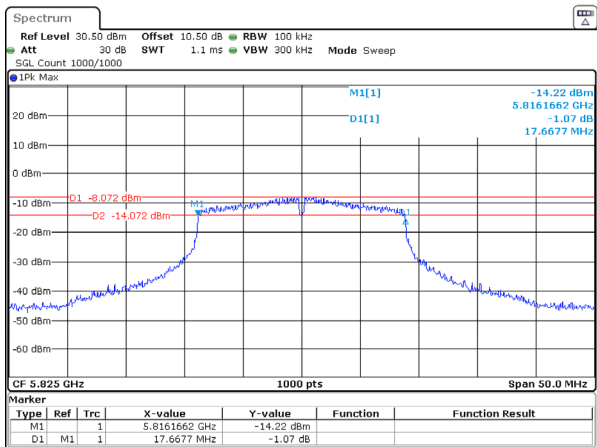
ProjectNo.:2501P42038E-RF Tester:Kungfumaater Liang  
Date: 16.APR.2025 23:27:59

802.11ac20\_5785MHz\_Chain 0



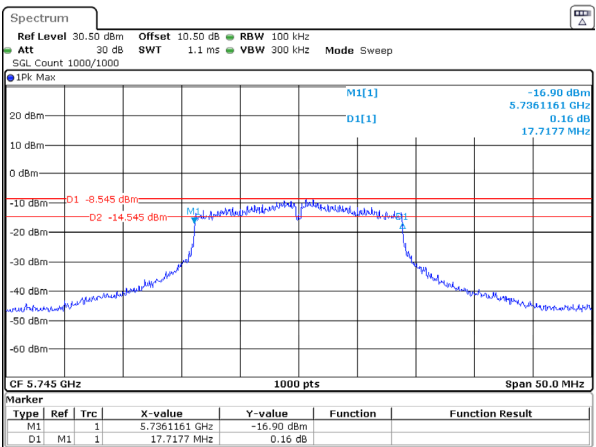
ProjectNo.:2501P42038E-RF Tester:Kungfumaater Liang  
Date: 16.APR.2025 23:30:21

802.11ac20\_5825MHz\_Chain 0



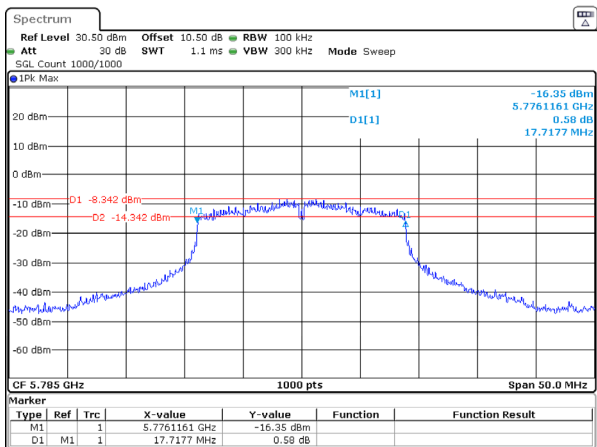
ProjectNo.:2501P42038E-RF Tester:Kungfumaater Liang  
Date: 16.APR.2025 23:32:25

802.11ac20\_5745MHz\_Chain 1



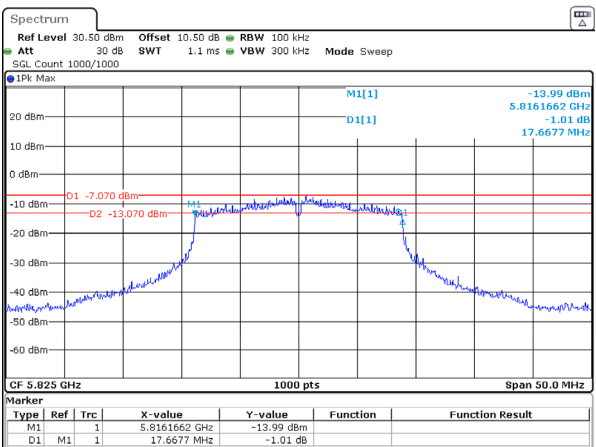
ProjectNo.:2501P42038E-RF Tester:Kungfumaater Liang  
Date: 17.APR.2025 00:41:57

802.11ac20\_5785MHz\_Chain 1



ProjectNo.:2501P42038E-RF Tester:Kungfumaater Liang  
Date: 17.APR.2025 00:44:16

802.11ac20\_5825MHz\_Chain 1



ProjectNo.:2501P42038E-RF Tester:Kungfumaater Liang  
Date: 17.APR.2025 00:46:16