

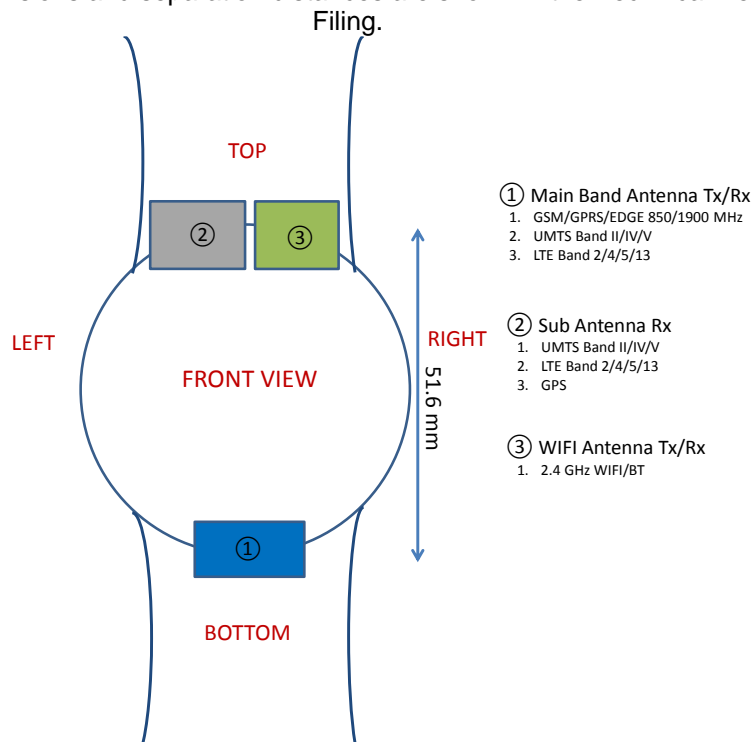


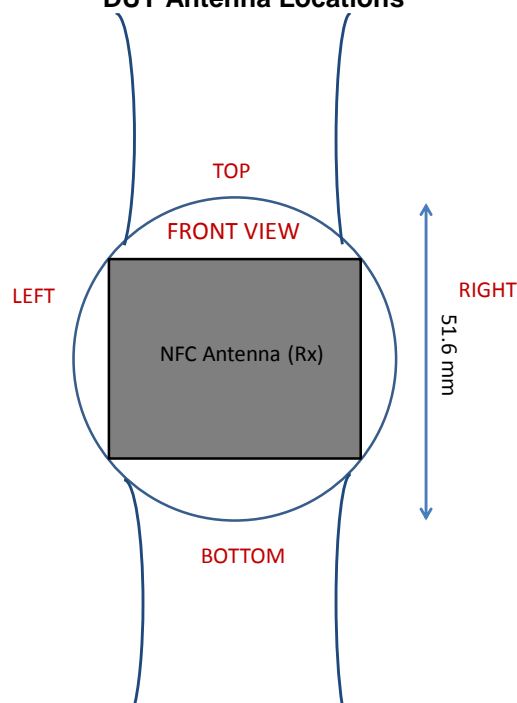
APPENDIX F: DUT ANTENNA DIAGRAM & SAR TEST SETUP PHOTOGRAPHS

FCC ID: ZNFW280	 SAR EVALUATION REPORT 	Reviewed by: Quality Manager
Test Dates: 07/14/16 - 07/20/16, 10/24/16 - 10/31/16	DUT Type: Portable Wrist Device	APPENDIX F: Page 1 of 4



Note: Exact antenna dimensions and separation distances are shown in the Technical Descriptions in the FCC Filing.




**Figure F-1
DUT Antenna Locations**

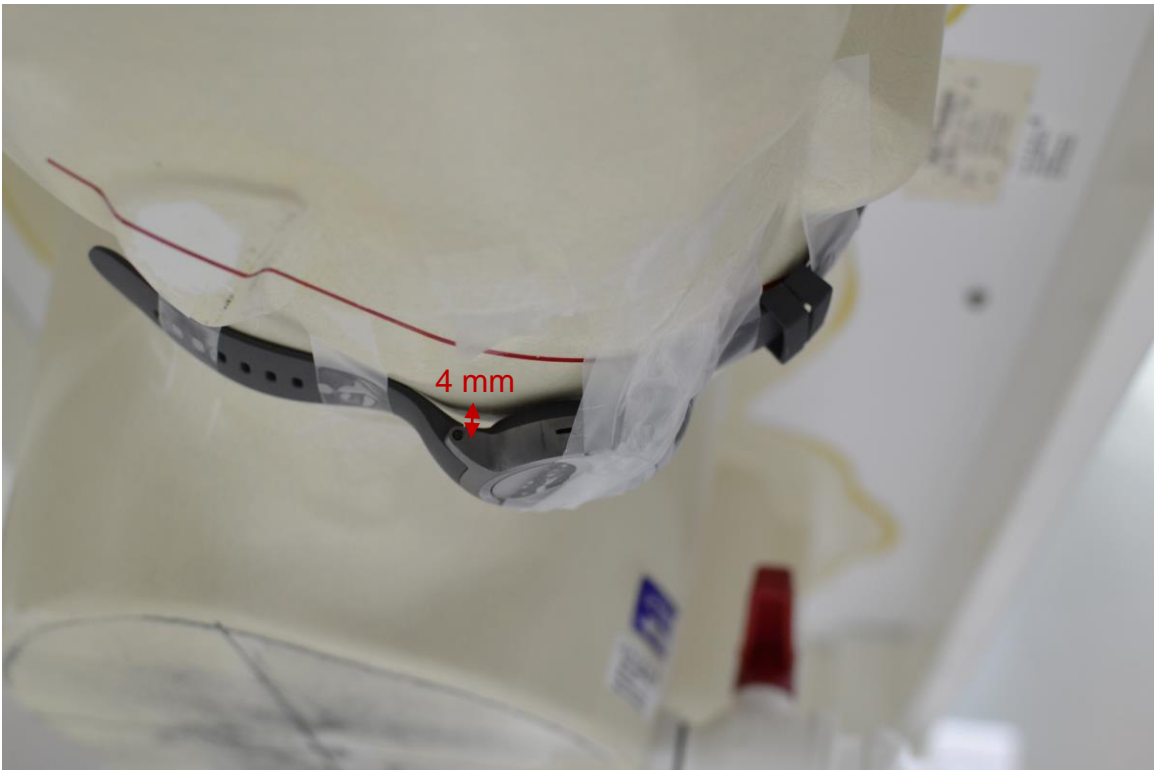


**Figure F-2
NFC Antenna Locations**



FCC ID: ZNFW280		SAR EVALUATION REPORT		Reviewed by: Quality Manager
Test Dates: 07/14/16 - 07/20/16, 10/24/16 - 10/31/16	DUT Type: Portable Wrist Device			APPENDIX F: Page 2 of 4



SAR Test Setup Photo 1 - Front side at 1.0 cm



SAR Test Setup Photo 2 - Back side at 0.0 cm for Antenna 1, with gap at hinge



<p>FCC ID: ZNFW280</p>		<p>SAR EVALUATION REPORT</p>		<p>Reviewed by: Quality Manager</p>
<p>Test Dates: 07/14/16 - 07/20/16, 10/24/16 - 10/31/16</p>	<p>DUT Type: Portable Wrist Device</p>			<p>APPENDIX F: Page 3 of 4</p>



SAR Test Setup Photo 3 – Back side at 0.0 cm for Antenna 3, with gap at hinge



SAR Test Setup Photo 4 – DUT actual use condition with gap at hinge

FCC ID: ZNFW280		SAR EVALUATION REPORT		Reviewed by: Quality Manager
Test Dates: 07/14/16 - 07/20/16, 10/24/16 - 10/31/16	DUT Type: Portable Wrist Device			APPENDIX F: Page 4 of 4