

HEARING AID COMPATIBILITY

Applicant Name:
LG Electronics U.S.A, Inc.
1000 Sylvan Avenue
Englewood Cliffs, NJ 07632
United States

Date of Testing:
12/02/2019 - 01/17/2020
Test Site/Location:
PCTEST Lab, Columbia, MD, USA
Test Report Serial No.:
1M1911250198-15-R1.ZNF
Date of Issue:
01/29/2020

FCC ID: ZNFV600TM

APPLICANT: LG ELECTRONICS U.S.A, INC.


Scope of Test: Audio Band Magnetic Testing (T-Coil)
Application Type: Certification
FCC Rule Part(s): CFR §20.19(b)
HAC Standard: ANSI C63.19-2011
285076 D01 HAC Guidance v05
285076 D02 T-Coil testing for CMRS IP v03
DUT Type: Portable Handset
Model: LM-V600TM
Additional Model(s): LMV600TM, V600TM
Test Device Serial No.: Pre-Production Sample [S/N: 03150, 03267]

C63.19-2011 HAC Category: T4 (SIGNAL TO NOISE CATEGORY)

Note: This revised Test Report (S/N: 1M1911250198-15-R1.ZNF) supersedes and replaces the previously issued test report on the same subject device for the same type of testing as indicated. Please discard or destroy the previously issued test report(s) and dispose of it accordingly.

This wireless portable device has been shown to be hearing-aid compatible under the above rated category, specified in ANSI/IEEE Std. C63.19-2011 and has been tested in accordance with the specified measurement procedures. Test results reported herein relate only to the item(s) tested. Hearing-Aid Compatibility is based on the assumption that all production units will be designed electrically identical to the device tested in this report. North American Bands only.

I attest to the accuracy of data. All measurements reported herein were performed by me or were made under my supervision and are correct to the best of my knowledge and belief. I assume full responsibility for the completeness of these measurements and vouch for the qualifications of all persons taking them.


Randy Ortanez
President







FCC ID: ZNFV600TM		HAC (T-COIL) TEST REPORT		Approved by: Quality Manager
Filename: 1M1911250198-15-R1.ZNF	Test Dates: 12/02/2019 - 01/17/2020	DUT Type: Portable Handset		Page 1 of 105

TABLE OF CONTENTS

1.	INTRODUCTION	3
2.	DUT DESCRIPTION.....	4
3.	ANSI C63.19-2011 PERFORMANCE CATEGORIES	6
4.	METHOD OF MEASUREMENT	8
5.	VOLTE TEST SYSTEM SETUP AND DUT CONFIGURATION	18
6.	VOWIFI TEST SYSTEM SETUP AND DUT CONFIGURATION	23
7.	OTT VOIP TEST SYSTEM AND DUT CONFIGURATION	28
8.	FCC 3G MEASUREMENTS	33
9.	T-COIL TEST SUMMARY	35
10.	MEASUREMENT UNCERTAINTY	51
11.	EQUIPMENT LIST	52
12.	TEST DATA	53
13.	CALIBRATION CERTIFICATES.....	87
14.	CONCLUSION.....	100
15.	REFERENCES	101
16.	TEST SETUP PHOTOGRAPHS	103

FCC ID: ZNFV600TM		HAC (T-COIL) TEST REPORT		Approved by: Quality Manager
Filename: 1M1911250198-15-R1.ZNF	Test Dates: 12/02/2019 - 01/17/2020	DUT Type: Portable Handset		Page 2 of 105

© 2020 PCTEST

REV 3.4.M

12/24/2019

© 2020 PCTEST All rights reserved. Unless otherwise specified, no part of this report may be reproduced or utilized in any part, form or by any means, electronic or mechanical, including photocopying and microfilm, without permission in writing from PCTEST. If you have any questions about this international copyright or have an enquiry about obtaining additional rights to this report or assembly of contents thereof, please contact INFO@PCTEST.COM.

1. INTRODUCTION

On July 10, 2003, the Federal Communications Commission (FCC) adopted new rules requiring wireless manufacturers and service providers to provide digital wireless phones that are compatible with hearing aids. The FCC has modified the exemption for wireless phones under the Hearing Aid Compatibility Act of 1998 (HAC Act) in WT Docket 01-309 RM-8658¹ to extend the benefits of wireless telecommunications to individuals with hearing disabilities. These benefits encompass business, social and emergency communications, which increase the value of the wireless network for everyone. An estimated more than 10% of the population in the United States show signs of hearing impairment and of that fraction, almost 80% use hearing aids. Approximately 500 million people worldwide and 30 million people in the United States suffer from hearing loss.

Compatibility Tests Involved:

The standard calls for wireless communications devices to be measured for:

- RF Electric-field emissions
- T-coil mode, magnetic-signal strength in the audio band
- T-coil mode, magnetic-signal frequency response through the audio band
- T-coil mode, magnetic-signal and noise articulation index

The hearing aid must be measured for:

- RF immunity in microphone mode
- RF immunity in T-coil mode

In the following tests and results, this report includes the evaluation for a wireless communications device.

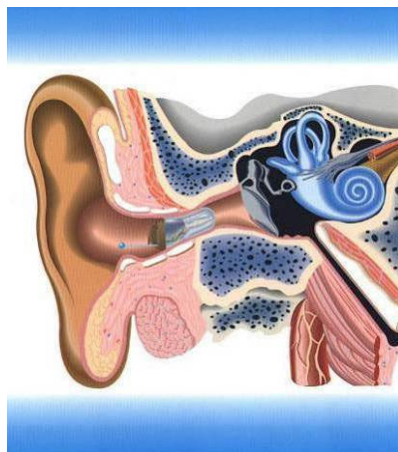




Figure 1-1 Hearing Aid *in-vitu*

¹ FCC Rule & Order, WT Docket 01-309 RM-8658

FCC ID: ZNFV600TM		HAC (T-COIL) TEST REPORT		Approved by: Quality Manager
Filename: 1M1911250198-15-R1.ZNF	Test Dates: 12/02/2019 - 01/17/2020	DUT Type: Portable Handset		Page 3 of 105

2. DUT DESCRIPTION



FCC ID: ZNFV600TM
Applicant: LG Electronics U.S.A, Inc.
1000 Sylvan Avenue
Englewood Cliffs, NJ 07632
United States
Model: LM-V600TM
Additional Model(s): LMV600TM, V600TM
Serial Number: 03150, 03267
HW Version: Rev.B
SW Version: V600TM06h_1121
Antenna: Internal Antenna
DUT Type: Portable Handset

I. LTE Band Selection

This device supports the following pairs of LTE bands with similar frequencies: LTE B12 & B17, B25 & B2, and B66 & B4. These pairs of LTE bands have the same target powers and share the same transmission paths. Since the supported frequency span for the smaller LTE bands are completely covered by the larger LTE bands, only the larger LTE bands (LTE B12, B25, and B66) were evaluated for hearing-aid compliance.

II. NR Band Selection

This device supports the following pair of NR bands with similar frequencies: n25 & n2. This pair of NR bands has the same target power and shares the same transmission path. Since the supported frequency span for the smaller NR band is completely covered by the larger NR band, only the larger NR band (n25) was evaluated for hearing-aid compliance.



III. Device Serial Numbers

Several samples with identical hardware were used to support HAC testing. The manufacturer has confirmed that the device(s) tested have the same physical, mechanical, and thermal characteristics are within operational tolerances expected for production units. The serial numbers used for each test are indicated alongside the results in Section 9.

FCC ID: ZNFV600TM	PCTEST	HAC (T-COIL) TEST REPORT	LG	Approved by: Quality Manager
Filename: 1M1911250198-15-R1.ZNF	Test Dates: 12/02/2019 - 01/17/2020	DUT Type: Portable Handset		Page 4 of 105

Table 2-1
ZNFV600TM HAC Air Interfaces

Air-Interface	Band (MHz)	Type Transport	HAC Tested	Simultaneous But Not Tested	Name of Voice Service	Audio Codec Evaluated
CDMA	835	VO	Yes	Yes: WIFI or BT	CMRS Voice ¹	EVRC
	1900					
	EvDO	VD	Yes	Yes: WIFI or BT	Google Duo ²	OPUS
GSM	850	VO	Yes	Yes: WIFI or BT	CMRS Voice ¹	EFR
	1900					
	GPRS/EDGE	VD	Yes	Yes: WIFI or BT	Google Duo ²	OPUS
UMTS	850	VD	Yes	Yes: WIFI or BT	CMRS Voice ¹	NB AMR
	1700					
	1900					
	HSPA	VD	Yes	Yes: WIFI or BT	Google Duo ²	OPUS
LTE (FDD)	680 (B71)	VD	Yes ³	Yes: WIFI or BT	VoLTE ¹ , Google Duo ²	VoLTE: NB AMR, WB AMR, EVS Google Duo: OPUS
	700 (B12)		Yes			
	700 (B17)					
	780 (B13)					
	850 (B5)					
	850 (B26)					
	1700 (B4)					
	1700 (B66)					
	1900 (B2)					
	1900 (B25)					
	2300 (B30)					
	2500 (B7)					
LTE (TDD)	2600 (B41)	VD	Yes	Yes: WIFI or BT	VoLTE ¹ , Google Duo ²	VoLTE: NB AMR, WB AMR, EVS Google Duo: OPUS
	3600 (B48)					
NR (FDD)	680 (n71)	VD	Yes ³	Yes: WIFI or BT	Google Duo ²	OPUS
	1700 (n66)		Yes			
	1900 (n2)					
	1900 (n25)					
NR (TDD)	2600 (n41)	VD	Yes	Yes: WIFI or BT	Google Duo	OPUS
WIFI	2450	VD	Yes	Yes: CDMA, GSM, UMTS, LTE, or NR	VoWIFI ² , Google Duo ²	VoWIFI: NB AMR, WB AMR, EVS Google Duo: OPUS
	5200 (U-NII 1)					
	5300 (U-NII 2A)					
	5500 (U-NII 2C)					
	5800 (U-NII 3)					
BT	2450	DT	No	Yes: CDMA, GSM, UMTS, LTE, or NR	N/A	N/A
Type Transport VO = Voice Only DT = Digital Data - Not intended for Voice Services VD = CMRS and/or IP Voice over Data Transport			Notes: 1. Reference level in accordance with 7.4.2.1 of ANSI C63.19-2011 and July 2012 C63 VoLTE Interpretation. 2. Reference level is -20dBm0 in accordance with FCC KDB 285076 D02 3. LTE B71 and NR n71, while outside the scope of ANSI C63.19 and FCC HAC regulations, were additionally tested according to the existing HAC procedures with currently available test equipment.			

FCC ID: ZNFV600TM		HAC (T-COIL) TEST REPORT			Approved by: Quality Manager
Filename: 1M1911250198-15-R1.ZNF	Test Dates: 12/02/2019 - 01/17/2020	DUT Type: Portable Handset		Page 5 of 105	

© 2020 PCTEST

REV 3.4.M

12/24/2019

© 2020 PCTEST All rights reserved. Unless otherwise specified, no part of this report may be reproduced or utilized in any part, form or by any means, electronic or mechanical, including photocopying and microfilm, without permission in writing from PCTEST. If you have any questions about this international copyright or have an enquiry about obtaining additional rights to this report or assembly of contents thereof, please contact INFO@PCTEST.COM.

3. ANSI C63.19-2011 PERFORMANCE CATEGORIES

I. MAGNETIC COUPLING

Axial and Radial Field Intensity

All orientations of the magnetic field, in the axial and radial position along the measurement plane shall be ≥ -18 dB(A/m) at 1 kHz in a 1/3 octave band filter per §8.3.1.

Frequency Response

The frequency response of the axial component of the magnetic field shall follow the response curve specified in EIA RS-504-1983, over the frequency range 300 Hz – 3000 Hz per §8.3.2.

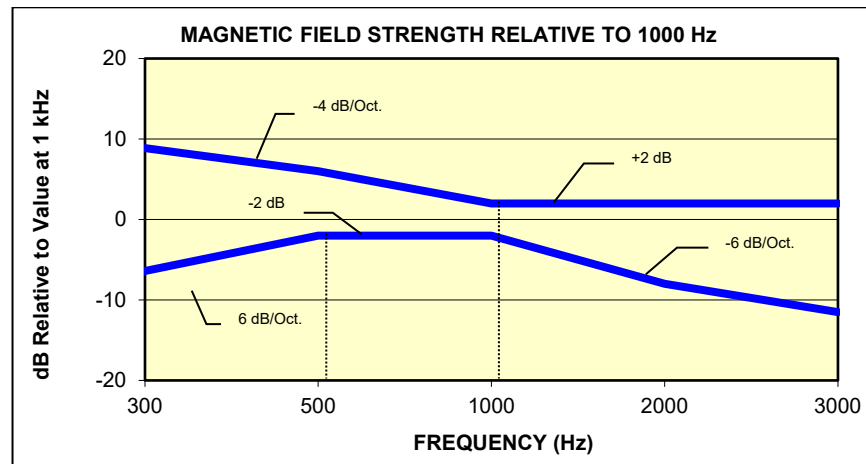


Figure 3-1
Magnetic field frequency response for Wireless Devices with an axial field ≤ -15 dB(A/m) at 1 kHz

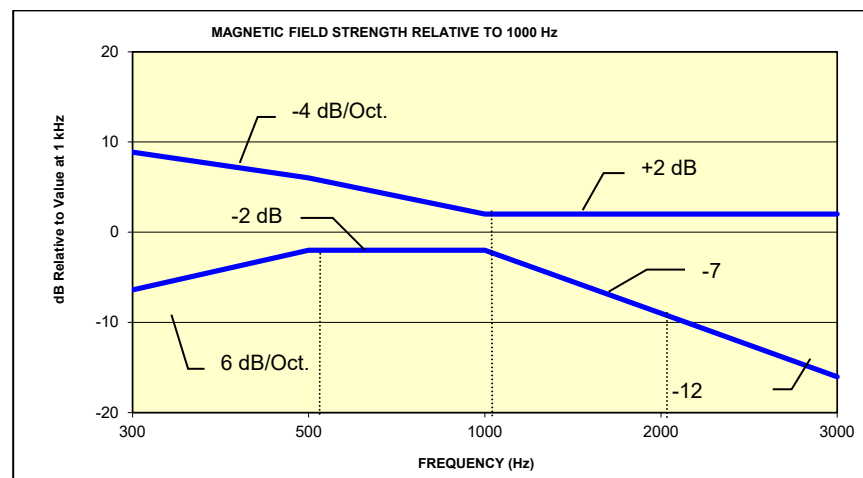




Figure 3-2
Magnetic Field frequency response for wireless devices with an axial field that exceeds -15 dB(A/m) at 1 kHz

FCC ID: ZNFV600TM		HAC (T-COIL) TEST REPORT		Approved by: Quality Manager
Filename: 1M1911250198-15-R1.ZNF	Test Dates: 12/02/2019 - 01/17/2020	DUT Type: Portable Handset		Page 6 of 105

Signal Quality



The table below provides the signal quality requirement for the intended audio magnetic signal from a wireless device. Only the RF immunity of the hearing aid is measured in T-coil mode. It is assumed that a hearing aid can have no immunity to an interference signal in the audio band, which is the intended reception band for this mode. The only criterion that can be measured is the RF immunity in T-coil mode. This is measured using the same procedure as the audio coupling mode at the same levels.

The signal quality of the axial and radial components of the magnetic field was used to determine the T-coil mode category.

Category	Telephone RF Parameters
	Wireless Device Signal Quality [(Signal + Noise)-to-noise ratio in dB]
T1	0 to 10 dB
T2	10 to 20 dB
T3	20 to 30 dB
T4	> 30 dB

Table 3-1
Magnetic Coupling Parameters

Note: The FCC limit for SNNR is 20dB and the test data margins will indicate a margin from the FCC limit for compliance.

FCC ID: ZNFV600TM		HAC (T-COIL) TEST REPORT		Approved by: Quality Manager
Filename: 1M1911250198-15-R1.ZNF	Test Dates: 12/02/2019 - 01/17/2020	DUT Type: Portable Handset		Page 7 of 105

4. METHOD OF MEASUREMENT

I. Test Setup

The equipment was connected as shown in an acoustic/RF hemi-anechoic chamber:

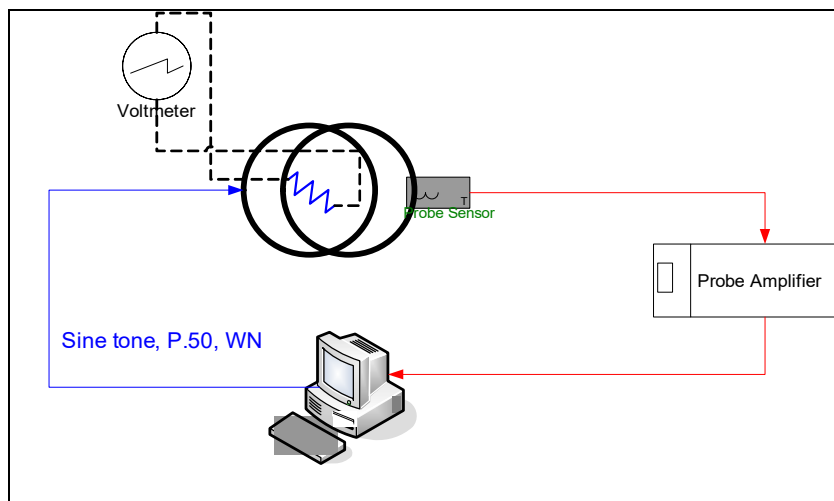


Figure 4-1
Validation Setup with Helmholtz Coil

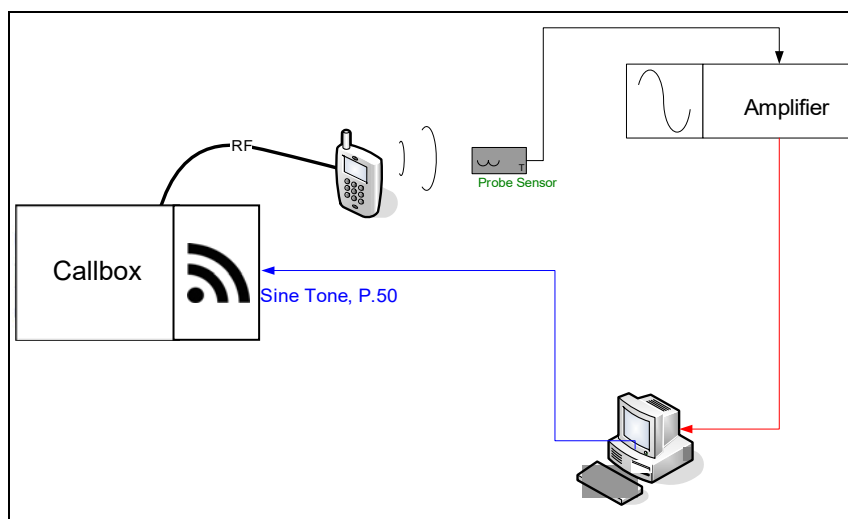




Figure 4-2
T-Coil Test Setup

FCC ID: ZNFV600TM		HAC (T-COIL) TEST REPORT		Approved by: Quality Manager
Filename: 1M1911250198-15-R1.ZNF	Test Dates: 12/02/2019 - 01/17/2020	DUT Type: Portable Handset		Page 8 of 105

© 2020 PCTEST

REV 3.4.M

12/24/2019

© 2020 PCTEST All rights reserved. Unless otherwise specified, no part of this report may be reproduced or utilized in any part, form or by any means, electronic or mechanical, including photocopying and microfilm, without permission in writing from PCTEST. If you have any questions about this international copyright or have an enquiry about obtaining additional rights to this report or assembly of contents thereof, please contact INFO@PCTEST.COM.

II. Scanning Mechanism

Manufacturer:	TEM
Accuracy:	± 0.83 cm/meter
Minimum Step Size:	0.1 mm
Maximum speed	6.1 cm/sec
Line Voltage:	115 VAC
Line Frequency:	60 Hz
Material Composite:	Delrin (Acetal)
Data Control:	Parallel Port
Dynamic Range (X-Y-Z):	45 x 31.75 x 47 cm
Dimensions:	36" x 25" x 38"
Operating Area:	36" x 49" x 55"
Reflections:	< -20 dB (in anechoic chamber)




Figure 4-3
RF Near-Field Scanner

III. ITU-T P.50 Artificial Voice

Manufacturer:	ITU-T
Active Frequency Range:	100 Hz – 8 kHz
Stimulus Type:	Male and Female, no spaces
Single Sample Duration:	20.96 seconds
Activity Level:	100%

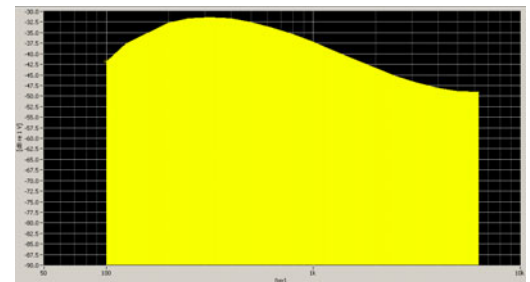


Figure 4-4
Spectral Characteristic of full P.50

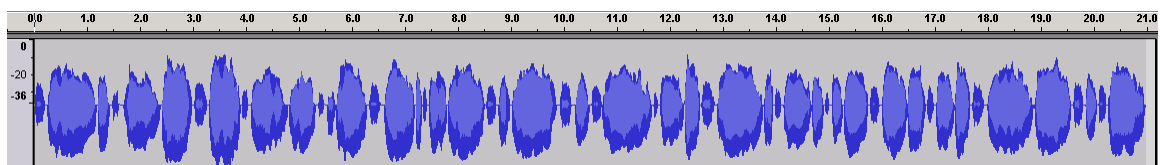


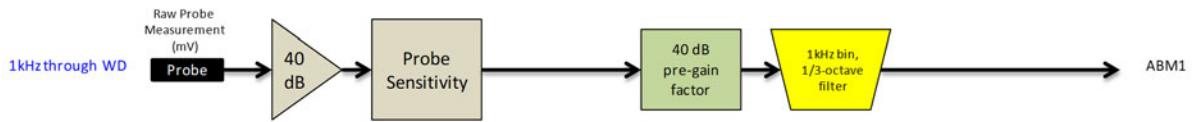


Figure 4-5
Temporal Characteristic of full P.50

FCC ID: ZNFV600TM		HAC (T-COIL) TEST REPORT		Approved by: Quality Manager
Filename: 1M1911250198-15-R1.ZNF	Test Dates: 12/02/2019 - 01/17/2020	DUT Type: Portable Handset		Page 9 of 105

ABM1 Measurement Block Diagram:



ABM2 Measurement Block Diagram:

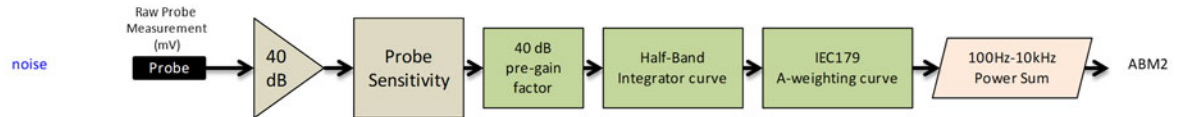


Figure 4-6 Magnetic Measurement Processing Steps

IV. Test Procedure

1. Ambient Noise Check per C63.19 §7.3.1
 - a. Ambient interference was monitored using a Real-Time Analyzer between 100-10,000 Hz with 1/3 octave filtering.
 - b. "A-weighting" and Half-Band Integration was applied to the measurements.
 - c. Since this measurement was measured in the same method as ABM2 measurements, this level was verified to be more than 10 dB below the lowest measurement signal (which is the highest ABM2 measurement for a T4 WD). Therefore the maximum noise level for a T4 WD with an ABM1 = -18 dBA/m is:

$$-18 - 30 - 10 = -58 \text{ dBA/m}$$
2. Measurement System Validation (See Figure 4-1)
 - a. The measurement system including the probe, pre-amplifier and acquisition system were validated as an entire system to ensure the reliability of test measurements.
 - b. ABM1 Validation
 The magnetic field at the center of the Helmholtz coil is given by the equation (per C63.19 Annex D.10.1):

$$H_c = \frac{NI}{r\sqrt{1.25^3}} = \frac{N\left(\frac{V}{R}\right)}{r\sqrt{1.25^3}}$$



Where H_c = magnetic field strength in amperes per meter
 N = number of turns per coil

For the Helmholtz Coil (SN: 925), $N=20$; $r=0.08\text{m}$; $R=10.2\Omega$ and using $V=18\text{mV}$:

$$H_c = \frac{20 \cdot \left(\frac{0.018}{10.2}\right)}{0.08 \cdot \sqrt{1.25^3}} = 0.316 \text{ A/m} \approx -10 \text{ dB(A/m)}$$

For the Helmholtz Coil (SN: SBI 1052), $N=20$; $r=0.13\text{m}$; $R=10.193\Omega$ and using $V=29\text{mV}$:

$$H_c = \frac{20 \cdot \left(\frac{0.029}{10.193}\right)}{0.13 \cdot \sqrt{1.25^3}} = 0.316 \text{ A/m} \approx -10 \text{ dB(A/m)}$$

FCC ID: ZNFV600TM		HAC (T-COIL) TEST REPORT		Approved by: Quality Manager
Filename: 1M1911250198-15-R1.ZNF	Test Dates: 12/02/2019 - 01/17/2020	DUT Type: Portable Handset		Page 10 of 105

Therefore a pure tone of 1kHz was applied into the coils such that 18mV was observed across the resistor for Helmholtz Coil (SN: 925) and 29mV for Helmholtz Coil (SN: SBI 1052). The voltmeter used for measurement was verified to be capable of measurements in the audio band range. This theoretically generates an expected field of -10 dB(A/m) in the center of the Helmholtz coil which was used to validate the probe measurement at -10dB(A/m). This was verified to be within ± 0.5 dB of the -10dB(A/m) value (see Pages 48 to 49).

c. Frequency Response Validation

The frequency response through the Helmholtz Coil was verified to be within 0.5 dB relative to 1kHz, between 300 – 3000 Hz using the P.50 signal as shown below:

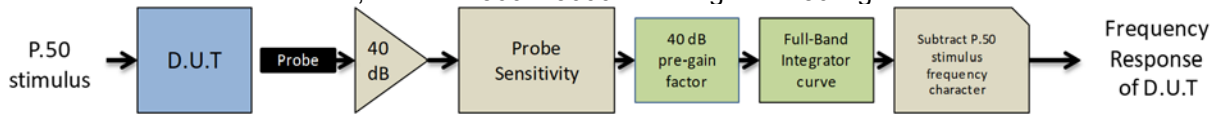


Figure 4-7 Frequency Response Validation

d. ABM2 Measurement Validation

WD noise measurements are filtered with A-weighting and Half-Band Integration over a frequency range of 100Hz – 10kHz to process ABM2 measurements. Below is the verification of the system processing A-weighting and Half-Band integration between system input to output within 0.5 dB of the theoretical result:

**Table 4-1
ABM2 Frequency Response Validation**

f (Hz)	HBI, A - Measured (dB re 1kHz)	HBI, A - Theoretical (dB re 1kHz)	dB Var.
100	-16.180	-16.170	-0.010
125	-13.257	-13.250	-0.007
160	-10.347	-10.340	-0.007
200	-8.017	-8.010	-0.007
250	-5.925	-5.920	-0.005
315	-4.045	-4.040	-0.005
400	-2.405	-2.400	-0.005
500	-1.212	-1.210	-0.002
630	-0.349	-0.350	0.001
800	0.071	0.070	0.001
1000	0.000	0.000	0.000
1250	-0.503	-0.500	-0.003
1600	-1.513	-1.510	-0.003
2000	-2.778	-2.780	0.002
2500	-4.316	-4.320	0.004
3150	-6.166	-6.170	0.004
4000	-8.322	-8.330	0.008
5000	-10.573	-10.590	0.017
6300	-13.178	-13.200	0.022
8000	-16.241	-16.270	0.029
10000	-19.495	-19.520	0.025

FCC ID: ZNFV600TM	PCTEST	HAC (T-COIL) TEST REPORT	LG	Approved by: Quality Manager
Filename: 1M1911250198-15-R1.ZNF	Test Dates: 12/02/2019 - 01/17/2020	DUT Type: Portable Handset		Page 11 of 105

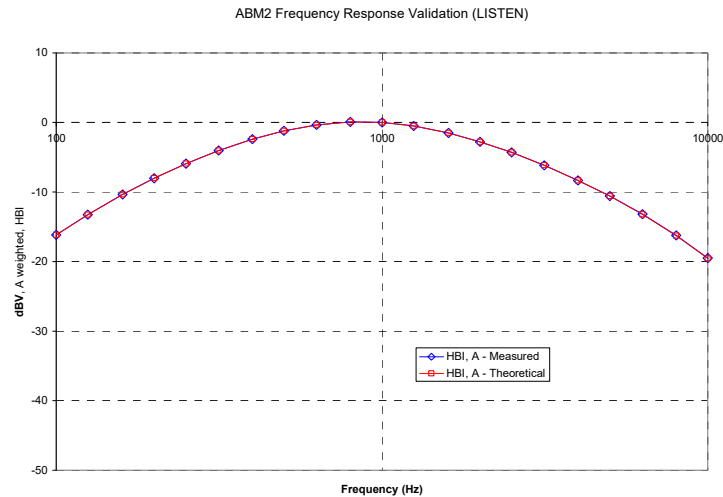


Figure 4-8
ABM2 Frequency Response Validation

The ABM2 result is a power sum from 100Hz to 10kHz with half-band integration and A-weighting. To verify the power sum measurement, a power sum over the full band was measured and verified to track with the source level (See Figure 4-9). Therefore the setup in this step was used to verify the power sum post-processing for ABM2 measurements. See below block diagram:

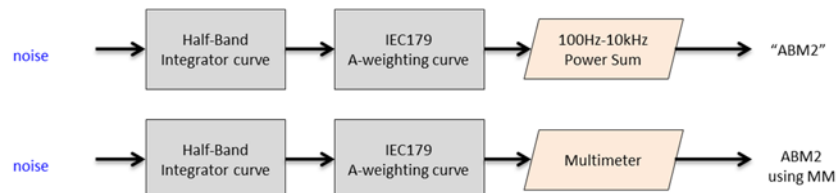




Figure 4-9
ABM2 Validation Block Diagram

The power summed output results for a known input were compared to the multi-meter results to verify any deviation in the post-processing implemented with the power-sum.

Table 4-2
ABM2 Power Sum Validation

WN Input (dBV)	Power Sum (dBV)	Multimeter-Full (dBV)	Dev (dB)
-60	-60.36	-60.2	0.16
-50	-50.19	-50.13	0.06
-40	-40.14	-40.03	0.11
-30	-30.13	-30.01	0.12
-20	-20.12	-20	0.12
-10	-10.14	-10	0.14

FCC ID: ZNFV600TM		HAC (T-COIL) TEST REPORT		Approved by: Quality Manager
Filename: 1M1911250198-15-R1.ZNF	Test Dates: 12/02/2019 - 01/17/2020	DUT Type: Portable Handset		Page 12 of 105

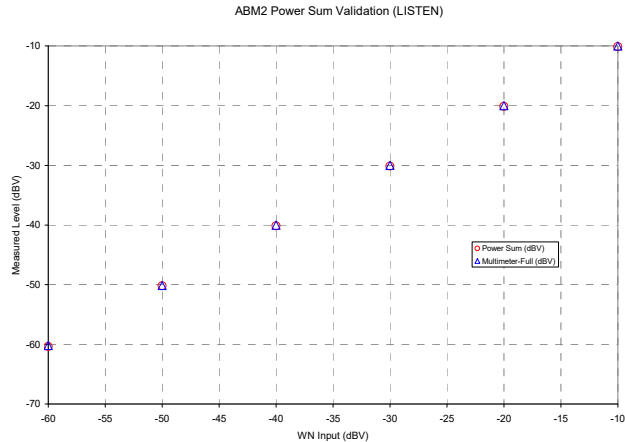


Figure 4-10
ABM2 Power Sum Validation

3. Measurement Test Setup

a. Fine scan above the WD (TEM)

- i. A multitone signal was applied to the handset such that the phone acoustic output was stable within 1dB over the probe settling time and with the acoustic output level at the C63.19 specified levels (below). The measurement step size was in 2 mm increments at a distance of 10 mm between the surface of the wireless device as shown below (note that in Figure 4-12, the grid is not to scale but merely a graphical representation of the coordinate system in use):

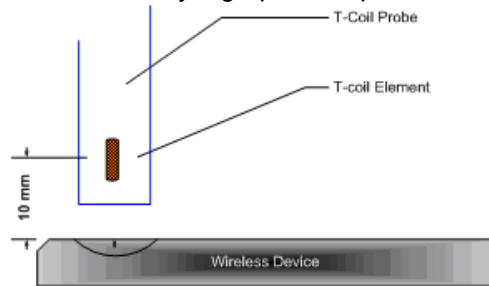


Figure 4-11
Measurement Distance

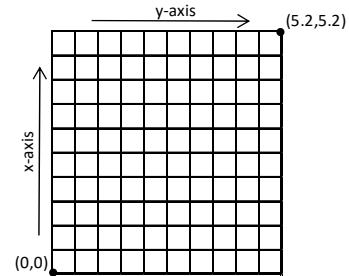






Figure 4-12
Measurement Grid

- ii. After scanning, the planar field maximum point was determined. The position of the probe was moved to this location to setup the test using the SoundCheck system.
 - iii. These steps were repeated for all T-coil orientations (axial and radial) per Figure 4-14 after a T-coil orientation was fully measured with the SoundCheck system.
- #### b. Speech Signal Setup to Base Station Simulator
- i. C63.19 Table 7-1 states audio reference input levels for various technologies:

Standard	Technology	Input Level (dBm0)
TIA/EIA/IS-2000	CDMA	-18
J-STD-007	GSM (217)	-16
T1/T1P1/3GPP	UMTS (WCDMA)	-16
iDEN™	TDMA (22 and 11 Hz)	-18

FCC ID: ZNFV600TM		HAC (T-COIL) TEST REPORT		Approved by: Quality Manager
Filename: 1M1911250198-15-R1.ZNF	Test Dates: 12/02/2019 - 01/17/2020	DUT Type: Portable Handset		Page 13 of 105

- ii. See Section 5 and 6 for more information regarding CMW500 audio level settings for Voice Over LTE (VoLTE), and Voice Over WIFI (VoWIFI) testing.
 - iii. See Section 7 for more information regarding audio level settings for Over-The-Top (OTT) Voice Over IP (VoIP) Testing.
 - c. Real-Time Analyzer (RTA)
 - i. The Real-Time Analyzer was configured to analyze measurements using 1/3 Octave band weighted filtering.
 - d. WD Radio Configuration Selection
 - i. The device was chosen to be tested in the worst-case ABM2 condition (See Section 8 for more information regarding worst-case configurations for CDMA and UMTS. LTE configuration information can be found in Section 5 and 7. NR configuration information can be found in Section 7. WIFI configuration information can be found in Section 6 and 7.)
 - ii. Supported GSM vocoders were investigated for the worst-case ABM2 condition. GSM-EFR was deemed the worst-case condition for the GSM air interface.
- 4. Signal Quality Data Analysis
 - a. Narrow-band Magnetic Intensity
 - i. The standard specifies a 1kHz 1/3 octave band minimum field intensity for a sine tone. The ABM1 measurements were evaluated at 1kHz with 1/3 octave band filtering over an averaged period of 10 seconds.
 - b. Frequency Response
 - i. The appropriate frequency response curve was measured to curves in Figure 3-1 or Figure 3-2 between 300 – 3000 Hz using digital linear averaging (limit lines chosen according to measurement found in step 4a). A linear average over 3x the length of the artificial voice signal (3x sampling) was performed. A 10 second delay was configured in the measurement process of the stimulus to ensure handset vocoder latency effects and echo cancellation devices (if any) were appropriately stabilized during measurements.
 - ii. The appropriate post-processing was applied according to the system processing chain illustrated in Figure 4-7. All R10 frequencies were plotted with respect to 0dB at 1kHz value and aligned with respect to the EIA-504 mask.
 - iii. The margin is represented by the closest measured data point on the curve to the EIA-504 limit lines, in dB.
 - c. Signal Quality Index
 - i. Ensuring the WD was at maximum RF power, maximum volume, backlight off, display on, maximum contrast setting, keypad lights on (when possible) with no audio signal through the vocoder, the WD was measured over at least 100 Hz – 10,000 Hz, maximized over 5 seconds with a 50ms sample time for the ABM2 measurement (5 second time period is used in noise measurements under standards such as IEEE 269, etc.).
 - ii. After applying half-band integration and A-weighting to the result, a power sum was applied over each 1/3 octave bandwidth frequency for an ABM2 value.
 - iii. This result was subtracted from the ABM1 result in step a, to obtain the Signal Quality.

FCC ID: ZNFV600TM		HAC (T-COIL) TEST REPORT		Approved by: Quality Manager
Filename: 1M1911250198-15-R1.ZNF	Test Dates: 12/02/2019 - 01/17/2020	DUT Type: Portable Handset	Page 14 of 105	

V. Test Setup

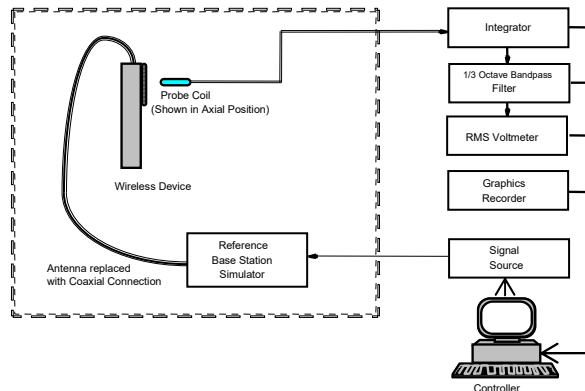


Figure 4-13
Audio Magnetic Field Test Setup



Environmental conditions such as temperature and relative humidity are monitored to ensure there are no impacts on system specifications. Proper voltage and power line frequency conditions are maintained with three phase power sources. Environmental noise and reflections are monitored through system checks.

VI. Deviation from C63.19 Test Procedure

Non-conducted RF connection due to inaccessible RF ports.

VII. Air Interface Technologies Tested

All air interfaces which support voice capabilities over a managed CMRS or pre-installed OTT VoIP applications were tested for T-coil unless otherwise noted. See Table 2-1 for more details regarding which modes were tested.

FCC ID: ZNFV600TM		HAC (T-COIL) TEST REPORT		Approved by: Quality Manager
Filename: 1M1911250198-15-R1.ZNF	Test Dates: 12/02/2019 - 01/17/2020	DUT Type: Portable Handset		Page 15 of 105

VIII. Wireless Device Channels and Frequencies

1. 2G/3G Modes

The frequencies listed in the table below are those that lie in the center of the bands used for cellular telephony. Low, middle and high channels were tested in each band for FCC compliance evaluation to ensure the maximum emission is captured across the entire band. Only middle channels were evaluated for data modes.

**Table 4-3
Center Channels and Frequencies**

Test frequencies & associated channels	
Channel	Frequency (MHz)
Secondary Cellular 820	
564 (CDMA)	820.10
Cellular 850	
384 (CDMA)	836.52
190 (GSM)	836.60
4183 (UMTS)	836.60
AWS 1750	
1412 (UMTS)	1730.40
PCS 1900	
600 (CDMA)	1880
661 (GSM)	1880
9400 (UMTS)	1880

2. 4G (LTE) Modes



The middle channel for every band and bandwidth combination was tested for each probe orientation. The band and bandwidth combination from each probe orientation resulting in the worst-case SNNR was additionally tested using low and high channels for that band and bandwidth combination. Low-mid and mid-high channels are additionally tested for LTE TDD. The middle channels and supported bandwidths from the worst-case bands according to Table 7-6 and 7-7 were additionally evaluated with OTT VoIP for each probe orientation. See Tables 9-5 to 9-15 and 9-24 to 9-25 for LTE bandwidths and channels.

3. 5G (NR) Modes

The middle channel and supported bandwidths from the worst-case NR FDD band according to Table 7-11 was evaluated with OTT VoIP for each probe orientation. NR TDD n41 was evaluated with OTT VoIP for each probe orientation as well. The band and bandwidth combination from each probe orientation resulting in the worst-case SNNR was additionally tested using low and high channels for that band and bandwidth combination. See Tables 9-26 and 9-27 for NR bandwidths and channels.

4. WIFI

The middle channel for each IEEE 802.11 standard was tested for each probe orientation. The 2.4GHz IEEE 802.11 standard from each probe orientation resulting in the worst-case SNNR was additionally tested using low and high channels. The 5GHz IEEE 802.11 standard from each probe orientation resulting in the worst-case SNNR was additionally tested on higher U-NII bands as well as applicable low and high channels. See Tables 9-16 to 9-20 and 9-28 to 9-32 for WIFI standards and channels.

FCC ID: ZNFV600TM		HAC (T-COIL) TEST REPORT		Approved by: Quality Manager
Filename: 1M1911250198-15-R1.ZNF	Test Dates: 12/02/2019 - 01/17/2020	DUT Type: Portable Handset		Page 16 of 105

IX. Test Flow

The flow diagram below was followed (From C63.19):

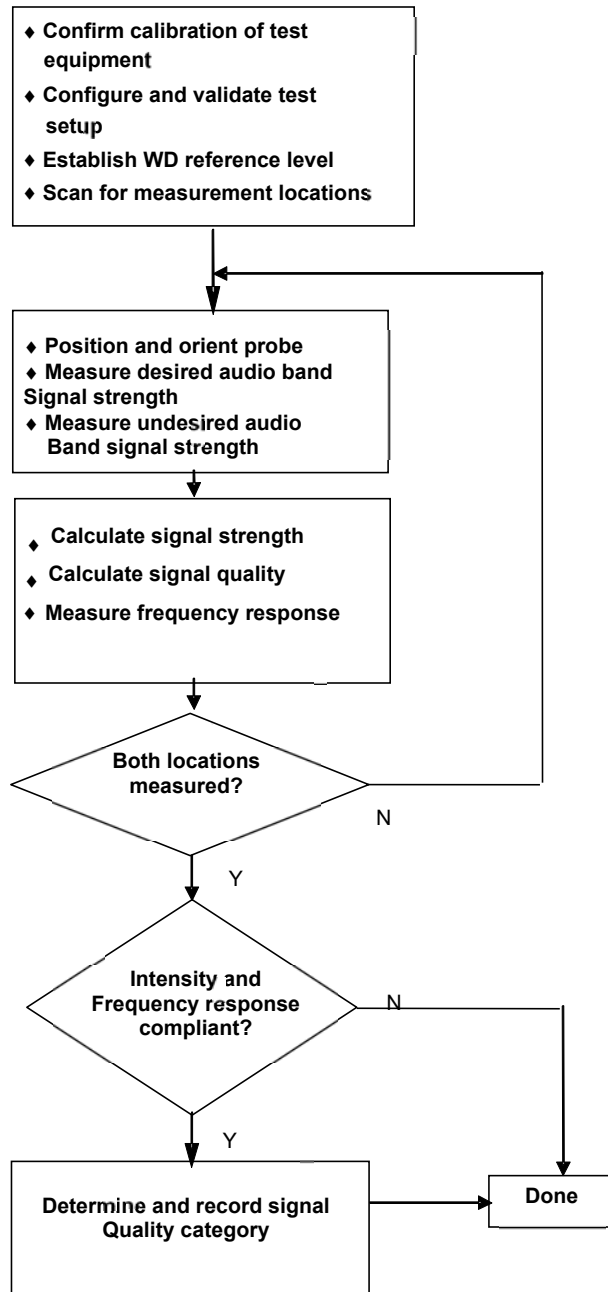




Figure 4-14
C63.19 T-Coil Signal Test Process

FCC ID: ZNFV600TM		HAC (T-COIL) TEST REPORT		Approved by: Quality Manager
Filename: 1M1911250198-15-R1.ZNF	Test Dates: 12/02/2019 - 01/17/2020	DUT Type: Portable Handset		Page 17 of 105

5. VOLTE TEST SYSTEM SETUP AND DUT CONFIGURATION

I. Test System Setup for VoLTE over IMS T-coil Testing

1. Equipment Setup

The general test setup used for VoLTE over IMS is shown below. The callbox used when performing VoLTE over IMS T-coil measurements is a CMW500. The Data Application Unit (DAU) of the CMW500 was used to simulate the IP Multimedia Subsystem (IMS) server.

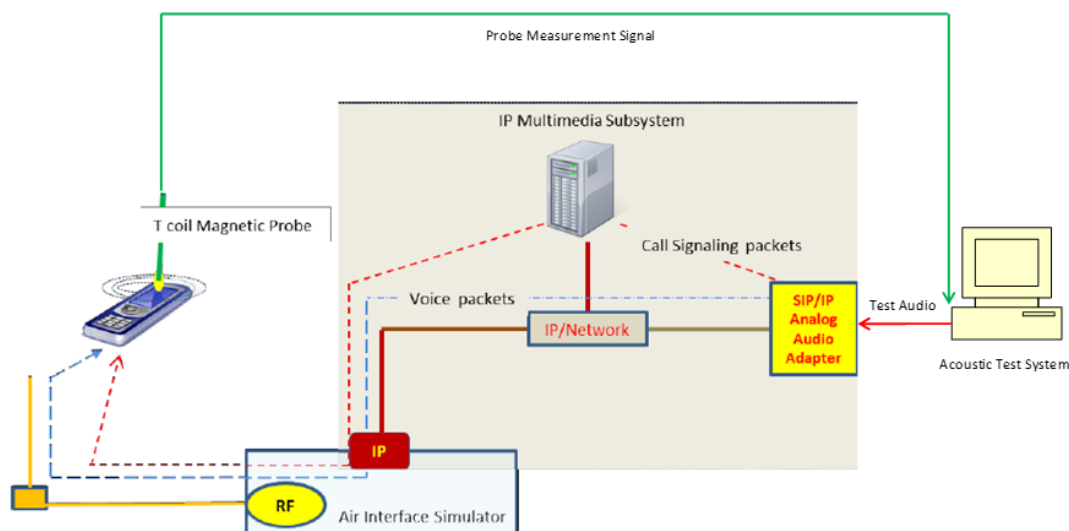


Figure 5-1
Test Setup for VoLTE over IMS T-Coil Measurements

2. Audio Level Settings

According to the July 2012 interpretations by the C63 Committee regarding the appropriate audio levels to be used for VoLTE over IMS T-coil testing, -16dBm0 shall be used for the normal speech input level*. The CMW500 base station simulator was manually configured to ensure that the settings for speech input and full scale levels resulted in the -16dBm0 speech input level to the DUT for the VoLTE over IMS connection.

* http://c63.org/documents/misc/posting/new_interpretations.htm

FCC ID: ZNFV600TM	PCTEST	HAC (T-COIL) TEST REPORT	LG	Approved by: Quality Manager
Filename: 1M1911250198-15-R1.ZNF	Test Dates: 12/02/2019 - 01/17/2020	DUT Type: Portable Handset		Page 18 of 105

© 2020 PCTEST

REV 3.4.M

12/24/2019

© 2020 PCTEST All rights reserved. Unless otherwise specified, no part of this report may be reproduced or utilized in any part, form or by any means, electronic or mechanical, including photocopying and microfilm, without permission in writing from PCTEST. If you have any questions about this international copyright or have an enquiry about obtaining additional rights to this report or assembly of contents thereof, please contact INFO@PCTEST.COM.



II. DUT Configuration for VoLTE over IMS T-coil Testing

1. Radio Configuration

An investigation was performed to determine the modulation and RB configuration to be used for testing. The effects of modulation and RB configuration were found to be independent of band and bandwidth; therefore, only one band and bandwidth were used for this investigation. 16QAM, 1RB, 0RB offset was used for the testing as the worst-case configuration for the handset. See below table for SNNR comparison between different radio configurations:

Table 5-1
VoLTE over IMS SNNR by Radio Configuration

Band	Frequency [MHz]	Channel	Bandwidth [MHz]	Modulation	RB Size	RB Offset	ABM1 [dB(A/m)]	ABM2 [dB(A/m)]	SNNR [dB]
66	1745.0	132322	20	QPSK	1	0	12.00	-54.74	66.74
66	1745.0	132322	20	QPSK	1	50	12.21	-54.87	67.08
66	1745.0	132322	20	QPSK	1	99	12.41	-56.17	68.58
66	1745.0	132322	20	QPSK	50	0	12.36	-58.02	70.38
66	1745.0	132322	20	QPSK	50	25	12.34	-58.02	70.36
66	1745.0	132322	20	QPSK	50	50	12.22	-58.02	70.24
66	1745.0	132322	20	QPSK	100	0	12.62	-57.55	70.17
66	1745.0	132322	20	16QAM	1	0	12.46	-47.80	60.26
66	1745.0	132322	20	16QAM	1	50	12.17	-50.09	62.26
66	1745.0	132322	20	16QAM	1	99	12.07	-49.78	61.85
66	1745.0	132322	20	16QAM	50	0	12.28	-57.90	70.18
66	1745.0	132322	20	16QAM	50	25	12.19	-58.34	70.53
66	1745.0	132322	20	16QAM	50	50	12.51	-58.29	70.80
66	1745.0	132322	20	16QAM	100	0	12.20	-58.22	70.42
66	1745.0	132322	20	64QAM	1	0	12.29	-49.01	61.30
66	1745.0	132322	20	64QAM	1	50	12.28	-51.09	63.37
66	1745.0	132322	20	64QAM	1	99	12.27	-51.14	63.41
66	1745.0	132322	20	64QAM	50	0	12.46	-54.88	67.34
66	1745.0	132322	20	64QAM	50	25	12.55	-57.79	70.34
66	1745.0	132322	20	64QAM	50	50	12.16	-58.10	70.26
66	1745.0	132322	20	64QAM	100	0	12.27	-58.01	70.28
66	1745.0	132322	20	256QAM	1	0	12.24	-49.07	61.31
66	1745.0	132322	20	256QAM	1	50	12.24	-49.03	61.27
66	1745.0	132322	20	256QAM	1	99	12.56	-49.16	61.72
66	1745.0	132322	20	256QAM	50	0	12.43	-48.83	61.26
66	1745.0	132322	20	256QAM	50	25	12.51	-48.98	61.49
66	1745.0	132322	20	256QAM	50	50	12.27	-48.83	61.10
66	1745.0	132322	20	256QAM	100	0	12.20	-49.21	61.41

FCC ID: ZNFV600TM		HAC (T-COIL) TEST REPORT		Approved by: Quality Manager
Filename: 1M1911250198-15-R1.ZNF	Test Dates: 12/02/2019 - 01/17/2020	DUT Type: Portable Handset		Page 19 of 105

2. Codec Configuration

An investigation was performed to determine the audio codec configuration to be used for testing. The effects of codec configuration were found to be independent of radio configuration; therefore, only one radio configuration was used for this investigation. The WB AMR 6.60kbps setting was used for the audio codec on the CMW500 for VoLTE over IMS T-coil testing. See below table for comparisons between different codecs and codec data rates:

Table 5-2
AMR Codec Investigation – VoLTE over IMS

Codec Setting:	WB AMR 23.85kbps	WB AMR 6.60kbps	NB AMR 12.2kbps	NB AMR 4.75kbps	Orientation	Band / BW	Channel
ABM1 (dBA/m)	13.47	12.23	14.87	14.70	Axial	Band 66 20MHz	132322
ABM2 (dBA/m)	-48.24	-48.05	-48.28	-48.21			
Frequency Response	Pass	Pass	Pass	Pass			
S+N/N (dB)	61.71	60.28	63.15	62.91			

- Mute on; Backlight off; Max Volume; Max Contrast
- TPC = “Max Power”

Table 5-3
EVS Codec Investigation - VoLTE over IMS

Codec Setting:	EVS Primary SWB 13.2kbps	EVS Primary SWB 9.6kbps	EVS Primary WB 13.2kbps	EVS Primary WB 5.9kbps	EVS Primary NB 13.2kbps	EVS Primary NB 5.9kbps	Orientation	Band / BW	Channel
ABM1 (dBA/m)	15.66	14.25	14.34	13.04	15.99	14.22	Axial	Band 66 20MHz	132322
ABM2 (dBA/m)	-48.37	-48.16	-48.23	-48.54	-48.01	-48.50			
Frequency Response	Pass	Pass	Pass	Pass	Pass	Pass			
S+N/N (dB)	64.03	62.41	62.57	61.58	64.00	62.72			

- Mute on; Backlight off; Max Volume; Max Contrast
- TPC = “Max Power”




Figure 5-2
Audio Band Magnetic Curve Measurement Block Diagram

FCC ID: ZNFV600TM	PCTEST	HAC (T-COIL) TEST REPORT	LG	Approved by: Quality Manager
Filename: 1M1911250198-15-R1.ZNF	Test Dates: 12/02/2019 - 01/17/2020	DUT Type: Portable Handset	Page 20 of 105	

3. LTE TDD Uplink-Downlink Configuration Investigation for VoLTE over IMS

An investigation was performed to determine the worst-case Uplink-Downlink configuration for VoLTE over IMS T-Coil testing.

Per 3GPP TS 36.211, the total frame length for each TDD radio frame of length $T_f = 307200 \cdot T_s = 10$ ms, where T_s is a number of time units equal to $1/(15000 \times 2048)$ seconds. Additionally, each radio frame consists of 10 subframes, each of length $30720 \cdot T_s = 1$ ms, and subframes can be designated as uplink (U), downlink (D), or special subframe (S), depending on the Uplink-Downlink configuration as indicated in Table 4.2-2 of 3GPP TS 36.211. In the transmission duty factor calculation, the special subframe configuration with the shortest UpPTS duration within the special subframe is used and will be applied for measurement. From 3GPP TS 36.211 Table 4.2-1, the shortest UpPTS is $2192 \cdot T_s$ which occurs in the normal cyclic prefix and special subframe configuration 4.

See table below outlining the calculated transmission duty cycles for each Uplink-Downlink configuration:

Table 5-4
Uplink-Downlink Configurations for Type 2 Frame Structures



Uplink-downlink configuration	Downlink-to-Uplink Switch-point periodicity	Subframe number										Calculated Transmission Duty Cycle (%)
		0	1	2	3	4	5	6	7	8	9	
0	5 ms	D	S	U	U	U	D	S	U	U	U	61.4%
1	5 ms	D	S	U	U	D	D	S	U	U	D	41.4%
2	5 ms	D	S	U	D	D	D	S	U	D	D	21.4%
3	10 ms	D	S	U	U	U	D	D	D	D	D	30.7%
4	10 ms	D	S	U	U	D	D	D	D	D	D	20.7%
5	10 ms	D	S	U	D	D	D	D	D	D	D	10.7%
6	5 ms	D	S	U	U	U	D	S	U	U	D	51.4%

a. Power Class 3 Uplink-Downlink Configuration Investigation

Power class 3 was evaluated with the following radio configuration: channel 40620, 20MHz BW, 16QAM, 1RB, 0RB Offset. For Power Class 3, all configurations (0-6) are supported. The configuration which resulted in the worst SNNR was used for full testing. Uplink-Downlink configuration 0 was used as the worst-case configuration for Power Class 3 VoLTE over IMS T-Coil testing. See table below for the SNNR comparison between each Uplink-Downlink configuration:

Table 5-5
Power Class 3 VoLTE over IMS SNNR by UL-DL Configuration

Frequency [MHz]	Channel	Bandwidth [MHz]	Modulation	RB Size	RB Offset	UL-DL Configuration	ABM1 [dB(A/m)]	ABM2 [dB(A/m)]	SNNR [dB]
2593.0	40620	20	16QAM	1	0	0	12.15	-41.24	53.39
2593.0	40620	20	16QAM	1	0	1	12.38	-41.69	54.07
2593.0	40620	20	16QAM	1	0	2	12.13	-41.35	53.48
2593.0	40620	20	16QAM	1	0	3	12.29	-44.32	56.61
2593.0	40620	20	16QAM	1	0	4	12.10	-44.26	56.36
2593.0	40620	20	16QAM	1	0	5	12.30	-44.00	56.30
2593.0	40620	20	16QAM	1	0	6	12.07	-41.54	53.61

FCC ID: ZNFV600TM		HAC (T-COIL) TEST REPORT		Approved by: Quality Manager
Filename: 1M1911250198-15-R1.ZNF	Test Dates: 12/02/2019 - 01/17/2020	DUT Type: Portable Handset		Page 21 of 105

b. Power Class 2 Uplink-Downlink Configuration Investigation

Power Class 2 was evaluated with the following radio configuration: channel 40620, 20MHz BW, 16QAM, 1RB, 0RB Offset. For Power Class 2, configurations 1-5 are supported. The configuration which resulted in the worst SNNR was used for full testing. Uplink-Downlink configuration 1 was used as the worst-case configuration for Power Class 2 VoLTE over IMS T-Coil testing. See table below for the SNNR comparison between each Uplink-Downlink configuration:



Table 5-6
Power Class 2 VoLTE over IMS SNNR by UL-DL Configuration

Frequency [MHz]	Channel	Bandwidth [MHz]	Modulation	RB Size	RB Offset	UL-DL Configuration	ABM1 [dB(A/m)]	ABM2 [dB(A/m)]	SNNR [dB]
2593.0	40620	20	16QAM	1	0	1	12.13	-40.27	52.40
2593.0	40620	20	16QAM	1	0	2	12.12	-40.51	52.63
2593.0	40620	20	16QAM	1	0	3	12.04	-43.63	55.67
2593.0	40620	20	16QAM	1	0	4	12.36	-43.71	56.07
2593.0	40620	20	16QAM	1	0	5	12.08	-43.49	55.57

Note: LTE TDD B41 Power Class 2 only supports UL-DL configurations 1-5, not 0 or 6.

c. Conclusion

Per the investigations above, UL-DL Configuration 0 was used to evaluate Power Class 3 VoLTE over IMS and UL-DL Configuration 1 was used to evaluate Power Class 2 VoLTE over IMS.

FCC ID: ZNFV600TM		HAC (T-COIL) TEST REPORT		Approved by: Quality Manager
Filename: 1M1911250198-15-R1.ZNF	Test Dates: 12/02/2019 - 01/17/2020	DUT Type: Portable Handset		Page 22 of 105

6. VOWIFI TEST SYSTEM SETUP AND DUT CONFIGURATION

I. Test System Setup for VoWIFI over IMS T-coil Testing

1. Equipment Setup

The general test setup used for VoWIFI over IMS, or CMRS WIFI Calling, is shown below. The callbox used when performing VoWIFI over IMS T-coil measurements is a CMW500. The Data Application Unit (DAU) of the CMW500 was used to simulate the IP Multimedia Subsystem (IMS) server.

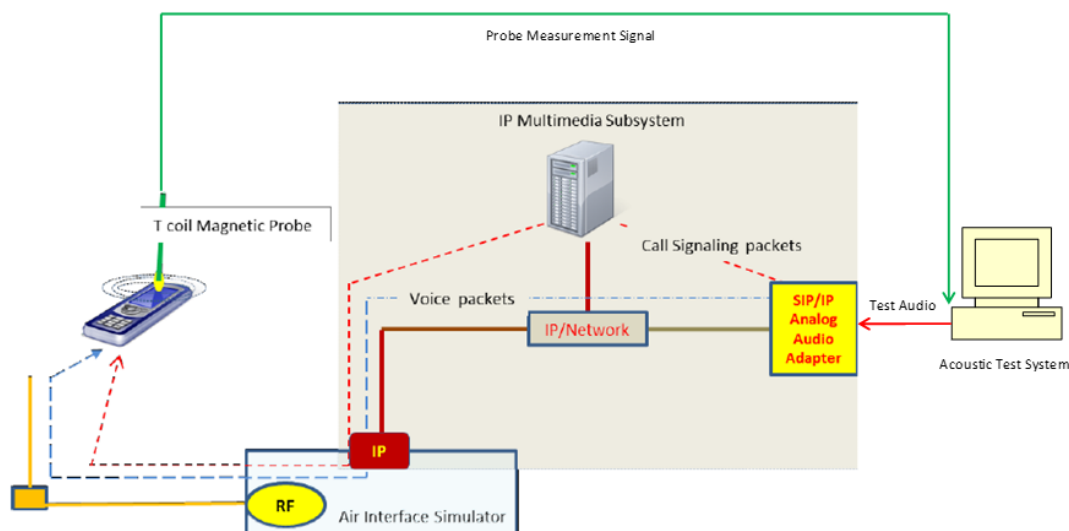




Figure 6-1
Test Setup for VoWIFI over IMS T-Coil Measurements

2. Audio Level Settings

According to KDB 285076 D02 released by the FCC OET regarding the appropriate audio levels to be used for VoWIFI over IMS T-Coil testing, -20dBm0 shall be used for the normal speech input level². The CMW500 base station simulator was manually configured to ensure that the settings for speech input and full scale levels resulted in the -20dBm0 speech input level to the DUT for the VoWIFI over IMS connection.

² FCC Office of Engineering and Technology KDB, "285076 D02 T-Coil Testing for CMRS IP v03," September 13, 2017

FCC ID: ZNFV600TM		HAC (T-COIL) TEST REPORT		Approved by: Quality Manager
Filename: 1M1911250198-15-R1.ZNF	Test Dates: 12/02/2019 - 01/17/2020	DUT Type: Portable Handset		Page 23 of 105

II. DUT Configuration for VoWiFi over IMS T-coil Testing

1. Radio Configuration

An investigation was performed on all applicable data rates and modulations to determine the radio configuration to be used for testing. See tables below for SNNR comparison between radio configurations in each IEEE 802.11 standard:

Table 6-1
IEEE 802.11b SNNR by Radio Configuration

Mode	Channel	Modulation	Data Rate [Mbps]	ABM1 [dB(A/m)]	ABM2 [dB(A/m)]	SNNR [dB]
IEEE 802.11b	6	DSSS	1	8.01	-47.67	55.68
IEEE 802.11b	6	DSSS	2	8.33	-46.59	54.92
IEEE 802.11b	6	CCK	5.5	8.45	-47.09	55.54
IEEE 802.11b	6	CCK	11	8.65	-47.10	55.75

Table 6-2
IEEE 802.11g/a SNNR by Radio Configuration

Mode	Channel	Modulation	Data Rate [Mbps]	ABM1 [dB(A/m)]	ABM2 [dB(A/m)]	SNNR [dB]
IEEE 802.11g	6	BPSK	6	8.45	-48.08	56.53
IEEE 802.11g	6	BPSK	9	8.47	-48.43	56.90
IEEE 802.11g	6	QPSK	12	8.03	-49.61	57.64
IEEE 802.11g	6	QPSK	18	8.31	-49.56	57.87
IEEE 802.11g	6	16-QAM	24	8.07	-50.45	58.52
IEEE 802.11g	6	16-QAM	36	8.38	-50.77	59.15
IEEE 802.11g	6	64-QAM	48	8.36	-50.40	58.76
IEEE 802.11g	6	64-QAM	54	8.00	-51.27	59.27

Table 6-3
IEEE 802.11n/ac 20MHz BW SNNR by Radio Configuration

Mode	Bandwidth [MHz]	Channel	Modulation	MCS Index	ABM1 [dB(A/m)]	ABM2 [dB(A/m)]	SNNR [dB]
IEEE 802.11n	20	40	BPSK	0	8.31	-45.33	53.64
IEEE 802.11n	20	40	QPSK	1	8.13	-45.90	54.03
IEEE 802.11n	20	40	QPSK	2	8.42	-47.97	56.39
IEEE 802.11n	20	40	16-QAM	3	8.41	-49.42	57.83
IEEE 802.11n	20	40	16-QAM	4	8.32	-49.70	58.02
IEEE 802.11n	20	40	64-QAM	5	8.34	-49.51	57.85
IEEE 802.11n	20	40	64-QAM	6	8.08	-49.19	57.27
IEEE 802.11n	20	40	64-QAM	7	8.31	-49.56	57.87
IEEE 802.11ac	20	40	256-QAM	8	8.36	-50.17	58.53



FCC ID: ZNFV600TM		HAC (T-COIL) TEST REPORT		Approved by: Quality Manager
Filename: 1M1911250198-15-R1.ZNF	Test Dates: 12/02/2019 - 01/17/2020	DUT Type: Portable Handset		Page 24 of 105

Table 6-4
IEEE 802.11ax SU 20MHz BW SNNR by Radio Configuration

Mode	Bandwidth [MHz]	Channel	Modulation	MCS Index	ABM1 [dB(A/m)]	ABM2 [dB(A/m)]	SNNR [dB]
IEEE 802.11ax SU	20	40	BPSK	0	8.15	-43.32	51.47
IEEE 802.11ax SU	20	40	QPSK	1	8.20	-43.79	51.99
IEEE 802.11ax SU	20	40	QPSK	2	7.85	-43.94	51.79
IEEE 802.11ax SU	20	40	16-QAM	3	8.24	-44.40	52.64
IEEE 802.11ax SU	20	40	16-QAM	4	8.20	-44.86	53.06
IEEE 802.11ax SU	20	40	64-QAM	5	7.64	-44.67	52.31
IEEE 802.11ax SU	20	40	64-QAM	6	7.59	-44.77	52.36
IEEE 802.11ax SU	20	40	64-QAM	7	7.87	-44.63	52.50
IEEE 802.11ax SU	20	40	256-QAM	8	8.30	-44.90	53.20
IEEE 802.11ax SU	20	40	256-QAM	9	7.80	-45.10	52.90
IEEE 802.11ax SU	20	40	1024-QAM	10	8.42	-44.81	53.23
IEEE 802.11ax SU	20	40	1024-QAM	11	8.20	-45.44	53.64

Table 6-5
IEEE 802.11ax RU 20MHz BW SNNR by Radio Configuration

Mode	Bandwidth [MHz]	Channel	Modulation	MCS Index	RU Index	ABM1 [dB(A/m)]	ABM2 [dB(A/m)]	SNNR [dB]
IEEE 802.11ax RU	20	40	BPSK	0	0	7.96	-37.16	45.12
IEEE 802.11ax RU	20	40	BPSK	0	8	8.16	-37.10	45.26
IEEE 802.11ax RU	20	40	BPSK	0	37	8.25	-36.86	45.11
IEEE 802.11ax RU	20	40	BPSK	0	40	7.77	-36.94	44.71
IEEE 802.11ax RU	20	40	BPSK	0	53	8.05	-36.99	45.04
IEEE 802.11ax RU	20	40	BPSK	0	54	8.24	-36.99	45.23
IEEE 802.11ax RU	20	40	BPSK	0	61	7.84	-36.96	44.80

Table 6-6
IEEE 802.11n/ac 40MHz BW SNNR by Radio Configuration

Mode	Bandwidth [MHz]	Channel	Modulation	MCS Index	ABM1 [dB(A/m)]	ABM2 [dB(A/m)]	SNNR [dB]
IEEE 802.11n	40	38	BPSK	0	7.88	-45.88	53.76
IEEE 802.11n	40	38	QPSK	1	8.43	-48.94	57.37
IEEE 802.11n	40	38	QPSK	2	7.78	-48.94	56.72
IEEE 802.11n	40	38	16-QAM	3	7.90	-49.87	57.77
IEEE 802.11n	40	38	16-QAM	4	7.94	-49.94	57.88
IEEE 802.11n	40	38	64-QAM	5	8.43	-50.19	58.62
IEEE 802.11n	40	38	64-QAM	6	8.45	-49.97	58.42
IEEE 802.11n	40	38	64-QAM	7	8.39	-50.36	58.75
IEEE 802.11ac	40	38	256-QAM	8	7.92	-46.81	54.73
IEEE 802.11ac	40	38	256-QAM	9	8.33	-46.78	55.11





FCC ID: ZNFV600TM		HAC (T-COIL) TEST REPORT				Approved by: Quality Manager
Filename: 1M1911250198-15-R1.ZNF	Test Dates: 12/02/2019 - 01/17/2020	DUT Type: Portable Handset			Page 25 of 105	

Table 6-7
IEEE 802.11ax SU 40MHz BW SNNR by Radio Configuration

Mode	Bandwidth [MHz]	Channel	Modulation	MCS Index	ABM1 [dB(A/m)]	ABM2 [dB(A/m)]	SNNR [dB]
IEEE 802.11ax SU	40	38	BPSK	0	8.23	-43.28	51.51
IEEE 802.11ax SU	40	38	QPSK	1	7.93	-43.75	51.68
IEEE 802.11ax SU	40	38	QPSK	2	8.42	-44.27	52.69
IEEE 802.11ax SU	40	38	16-QAM	3	8.29	-44.36	52.65
IEEE 802.11ax SU	40	38	16-QAM	4	8.33	-44.64	52.97
IEEE 802.11ax SU	40	38	64-QAM	5	8.09	-44.33	52.42
IEEE 802.11ax SU	40	38	64-QAM	6	7.67	-44.81	52.48
IEEE 802.11ax SU	40	38	64-QAM	7	8.32	-44.52	52.84
IEEE 802.11ax SU	40	38	256-QAM	8	8.20	-44.78	52.98
IEEE 802.11ax SU	40	38	256-QAM	9	8.38	-44.75	53.13
IEEE 802.11ax SU	40	38	1024-QAM	10	8.40	-44.78	53.18
IEEE 802.11ax SU	40	38	1024-QAM	11	8.45	-45.00	53.45

Table 6-8
IEEE 802.11ax RU 40MHz BW SNNR by Radio Configuration

Mode	Bandwidth [MHz]	Channel	Modulation	MCS Index	RU Index	ABM1 [dB(A/m)]	ABM2 [dB(A/m)]	SNNR [dB]
IEEE 802.11ax RU	40	38	BPSK	0	0	7.87	-37.04	44.91
IEEE 802.11ax RU	40	38	BPSK	0	17	7.75	-37.25	45.00
IEEE 802.11ax RU	40	38	BPSK	0	37	7.82	-37.01	44.83
IEEE 802.11ax RU	40	38	BPSK	0	44	8.13	-36.76	44.89
IEEE 802.11ax RU	40	38	BPSK	0	53	8.01	-36.78	44.79
IEEE 802.11ax RU	40	38	BPSK	0	56	7.98	-36.94	44.92
IEEE 802.11ax RU	40	38	BPSK	0	61	7.93	-36.96	44.89
IEEE 802.11ax RU	40	38	BPSK	0	62	7.87	-36.84	44.71
IEEE 802.11ax RU	40	38	BPSK	0	65	8.31	-36.79	45.10

FCC ID: ZNFV600TM		HAC (T-COIL) TEST REPORT			Approved by: Quality Manager
Filename: 1M1911250198-15-R1.ZNF	Test Dates: 12/02/2019 - 01/17/2020	DUT Type: Portable Handset			Page 26 of 105

© 2020 PCTEST

REV 3.4.M

12/24/2019

© 2020 PCTEST All rights reserved. Unless otherwise specified, no part of this report may be reproduced or utilized in any part, form or by any means, electronic or mechanical, including photocopying and microfilm, without permission in writing from PCTEST. If you have any questions about this international copyright or have an enquiry about obtaining additional rights to this report or assembly of contents thereof, please contact INFO@PCTEST.COM.

2. Codec Configuration

An investigation was performed to determine the audio codec configuration to be used for testing. The effects of codec configuration were found to be independent of radio configuration; therefore, only one radio configuration was used for this investigation. The WB AMR 6.60kbps setting was used for the audio codec on the CMW500 for VoWiFi over IMS T-coil testing. See below table for comparisons between different codecs and codec data rates:

Table 6-9
AMR Codec Investigation – VoWiFi over IMS

Codec Setting:	WB AMR 23.85kbps	WB AMR 6.60kbps	NB AMR 12.2kbps	NB AMR 4.75kbps	Orientation	Band	Standard	Channel
ABM1 (dBA/m)	8.71	8.08	10.78	10.68	Axial	2.4GHz	IEEE 802.11b	6
ABM2 (dBA/m)	-47.63	-47.73	-48.31	-48.00				
Frequency Response	Pass	Pass	Pass	Pass				
S+N/N (dB)	56.34	55.81	59.09	58.68				

Table 6-10
EVS Codec Investigation – VoWiFi over IMS

Codec Setting:	EVS Primary SWB 13.2kbps	EVS Primary SWB 9.6kbps	EVS Primary WB 13.2kbps	EVS Primary WB 5.9kbps	EVS Primary NB 13.2kbps	EVS Primary NB 5.9kbps	Orientation	Band	Standard	Channel
ABM1 (dBA/m)	11.53	9.57	9.76	8.53	11.60	10.80	Axial	2.4GHz	IEEE 802.11b	6
ABM2 (dBA/m)	-47.97	-47.68	-47.80	-47.82	-46.47	-47.95				
Frequency Response	Pass	Pass	Pass	Pass	Pass	Pass				
S+N/N (dB)	59.50	57.25	57.56	56.35	58.07	58.75				

- Mute on; Backlight off; Max Volume; Max Contrast

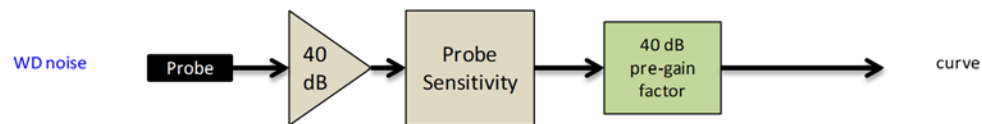




Figure 6-2
Audio Band Magnetic Curve Measurement Block Diagram

FCC ID: ZNFV600TM		HAC (T-COIL) TEST REPORT		Approved by: Quality Manager
Filename: 1M1911250198-15-R1.ZNF	Test Dates: 12/02/2019 - 01/17/2020	DUT Type: Portable Handset		Page 27 of 105

7. OTT VOIP TEST SYSTEM AND DUT CONFIGURATION

I. Test System Setup for OTT VoIP T-Coil Testing

1. OTT VoIP Application

Google Duo is a pre-installed application on the DUT which allows for VoIP calls in a held-to-ear scenario. Duo uses the OPUS audio codec and supports a bitrate range of 6kb/s to 75kb/s. All air interfaces capable of a data connection were evaluated with Google Duo.

2. Equipment Setup

A CMW500 callbox was used to perform OTT VoIP T-coil measurements. The Data Application Unit (DAU) of the CMW500 was connected to the internet and allowed for an IP data connection on the DUT. An auxiliary VoIP unit was used to initiate an OTT VoIP call to the DUT. The auxiliary VoIP unit allowed for the configuration and monitoring of the OTT VoIP codec bitrate during a call. Both high and low bitrate settings were evaluated in to determine the worst-case configuration.

3. Audio Level Settings

According to KDB 285076 D02, the average speech level of -20dBm0 shall be used for protocols not specifically listed in Table 7.1 of ANSI C63.19-2011 or the ANSI C63.19-2011 VoLTE interpretation³. The auxiliary VoIP unit allowed for monitoring the signal input level to ensure that the settings for speech input and full scale levels resulted in the -20dBm0 speech input level to the DUT for the OTT VoIP call.

Note: The green highlighted text is approved by FCC under the TCB PAG Re-Use Policy 388624 D01 IV. D. for T-Coil Testing for Wi-Fi calling and Google Duo.

II. DUT Configuration for OTT VoIP T-Coil Testing

1. Codec Configuration

An investigation was performed for each applicable data mode to determine the audio codec configuration to be used for testing. The effects of codec configuration were found to be independent of radio configuration; therefore, only one radio configuration for each applicable data mode was used for these investigations. The 75kbps codec setting was used for the audio codec on the auxiliary VoIP unit for OTT VoIP T-Coil testing. See below tables for comparisons between codec data rates on all applicable data modes:

Table 7-1
Codec Investigation – OTT VoIP (EvDO)

Codec Setting:	75kbps	6kbps	Orientation	Channel
ABM1 (dBA/m)	24.04	23.91	Axial	600
ABM2 (dBA/m)	-54.35	-55.47		
Frequency Response	Pass	Pass		
S+N/N (dB)	78.39	79.38		

³ FCC Office of Engineering and Technology KDB, "285076 D02 T-Coil Testing for CMRS IP v03," September 13, 2017



FCC ID: ZNFV600TM		HAC (T-COIL) TEST REPORT		Approved by: Quality Manager
Filename: 1M1911250198-15-R1.ZNF	Test Dates: 12/02/2019 - 01/17/2020	DUT Type: Portable Handset		Page 28 of 105

Table 7-2
Codec Investigation – OTT VoIP (EDGE)

Codec Setting:	75kbps	6kbps	Orientation	Channel
ABM1 (dBA/m)	24.11	23.99	Axial	661
ABM2 (dBA/m)	-28.32	-28.54		
Frequency Response	Pass	Pass		
S+N/N (dB)	52.43	52.53		

Table 7-3
Codec Investigation – OTT VoIP (HSPA)

Codec Setting:	75kbps	6kbps	Orientation	Channel
ABM1 (dBA/m)	23.17	22.88	Axial	9400
ABM2 (dBA/m)	-57.16	-57.89		
Frequency Response	Pass	Pass		
S+N/N (dB)	80.33	80.77		

Table 7-4
Codec Investigation – OTT VoIP (LTE)

Codec Setting:	75kbps	6kbps	Orientation	Band / BW	Channel
ABM1 (dBA/m)	23.32	22.94	Axial	Band 66 20MHz	132322
ABM2 (dBA/m)	-47.35	-48.44			
Frequency Response	Pass	Pass			
S+N/N (dB)	70.67	71.38			

Table 7-5
Codec Investigation – OTT VoIP (WIFI)

Codec Setting:	75kbps	6kbps	Orientation	Band	Standard	Channel
ABM1 (dBA/m)	23.82	23.55	Axial	2.4GHz	IEEE 802.11b	6
ABM2 (dBA/m)	-44.22	-44.82				
Frequency Response	Pass	Pass				
S+N/N (dB)	68.04	68.37				

- Mute on; Backlight off; Max Volume; Max Contrast
- Radio Configurations can be found in Section 9.II.H

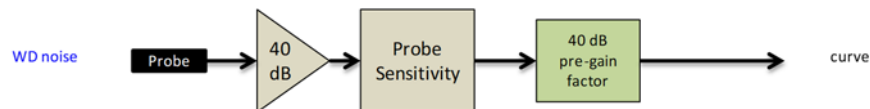


Figure 7-1
Audio Band Magnetic Curve Measurement Block Diagram

FCC ID: ZNFV600TM		HAC (T-COIL) TEST REPORT		Approved by: Quality Manager
Filename: 1M1911250198-15-R1.ZNF	Test Dates: 12/02/2019 - 01/17/2020	DUT Type: Portable Handset	Page 29 of 105	

2. Radio Configuration for OTT VoIP (LTE)

An investigation was performed to determine the worst-case LTE FDD band to be used for OTT VoIP testing. LTE FDD Band 7 was used for the testing as the worst-case configuration for the handset. See below table for SNNR comparison between different LTE bands:

Table 7-6
OTT VoIP (LTE FDD) SNNR by LTE Band

Band	Frequency [MHz]	Channel	Bandwidth [MHz]	Modulation	RB Size	RB Offset	ABM1 [dB(A/m)]	ABM2 [dB(A/m)]	SNNR [dB]
71	680.5	133297	20	16QAM	1	0	22.85	-47.90	70.75
12	707.5	23095	10	16QAM	1	0	23.18	-48.46	71.64
13	782.0	23230	10	16QAM	1	0	23.23	-48.66	71.89
26	831.5	26865	15	16QAM	1	0	23.24	-48.55	71.79
66	1745.0	132322	20	16QAM	1	0	23.19	-48.08	71.27
25	1882.5	26365	20	16QAM	1	0	23.06	-48.59	71.65
30	2310.0	27710	10	16QAM	1	0	23.11	-48.49	71.60
7	2535.0	21100	20	16QAM	1	0	23.28	-47.21	70.49

An investigation was performed to determine the worst-case LTE TDD band to be used for OTT VoIP testing. LTE TDD Band 41 (PC3) was used for the testing as the worst-case configuration for the handset. See below table for SNNR comparison between different LTE TDD bands:

Table 7-7
OTT VoIP (LTE TDD) SNNR by LTE Band



Band	Frequency [MHz]	Channel	Bandwidth [MHz]	Modulation	RB Size	RB Offset	ABM1 [dB(A/m)]	ABM2 [dB(A/m)]	SNNR [dB]
41 (PC3)	2593.0	40620	20	16QAM	1	0	23.16	-39.47	62.63
41 (PC2)	2593.0	40620	20	16QAM	1	0	23.18	-40.04	63.22
48	3625.0	55990	20	16QAM	1	0	23.15	-41.31	64.46

3. LTE TDD Uplink Carrier Aggregation for OTT VoIP

LTE TDD ULCA was evaluated to ensure LTE TDD standalone was the worst-case scenario. The configurations in Table 7-8 were determined from Table 7-7 and satisfy the configuration requirements as defined in 3GPP 36.101.

Table 7-8
LTE TDD SNNR for OTT VoIP Uplink Carrier Aggregation

Combination	PCC							SCC							ABM1 [dB(A/m)]	ABM2 [dB(A/m)]	SNNR [dB]
	PCC Band	PCC Bandwidth [MHz]	PCC (UL/DL) Channel	PCC (UL/DL) Frequency [MHz]	Modulation	PCC UL# RB	PCC UL RB Offset	SCC Band	SCC Bandwidth [MHz]	SCC (UL/DL) Channel	SCC (UL/DL) Frequency [MHz]	Modulation	SCC UL# RB	SCC UL RB Offset			
CA_41C (PC3)	LTE B41	20	40620	2593.0	16QAM	1	0	LTE B41	20	40422	2573.2	16QAM	1	99	23.27	-39.46	62.73
CA_41C (PC2)	LTE B41	20	40620	2593.0	16QAM	1	0	LTE B41	20	40422	2573.2	16QAM	1	99	23.26	-40.70	63.96

FCC ID: ZNFV600TM		HAC (T-COIL) TEST REPORT		Approved by: Quality Manager
Filename: 1M1911250198-15-R1.ZNF	Test Dates: 12/02/2019 - 01/17/2020	DUT Type: Portable Handset		Page 30 of 105

4. Radio Configuration for OTT VoIP (NR)

An investigation was performed to determine the waveform, modulation, and RB configuration to be used for testing. Due to equipment limitations, the worst-case ABM1 from LTE OTT VoIP testing was used with the ABM2 measured for each NR radio configuration. Additionally, Frequency response measurements were not possible due to equipment limitations. DFT-s-OFDM, 16QAM, 1RB, 50%RB offset was determined to be the worst-case configuration for the handset and will be used for full testing in Section 9.

Table 7-9
NR OTT VoIP SNNR by Radio Configuration (CP-OFDM)

Band	Frequency [MHz]	Channel	Bandwidth [MHz]	Waveform	Modulation	RB Size	RB Offset	ABM1 [dB(A/m)]	ABM2 [dB(A/m)]	SNNR [dB]
n71	680.5	136100	20	CP-OFDM	QPSK	1	1	22.50	-44.22	66.72
n71	680.5	136100	20	CP-OFDM	QPSK	1	53	22.50	-44.46	66.96
n71	680.5	136100	20	CP-OFDM	QPSK	1	105	22.50	-46.94	69.44
n71	680.5	136100	20	CP-OFDM	QPSK	53	0	22.50	-50.25	72.75
n71	680.5	136100	20	CP-OFDM	QPSK	53	25	22.50	-49.99	72.49
n71	680.5	136100	20	CP-OFDM	QPSK	53	53	22.50	-50.01	72.51
n71	680.5	136100	20	CP-OFDM	QPSK	106	0	22.50	-49.87	72.37
n71	680.5	136100	20	CP-OFDM	16QAM	1	0	22.50	-42.23	64.73
n71	680.5	136100	20	CP-OFDM	16QAM	1	53	22.50	-42.15	64.65
n71	680.5	136100	20	CP-OFDM	16QAM	1	105	22.50	-45.25	67.75
n71	680.5	136100	20	CP-OFDM	16QAM	53	0	22.50	-50.23	72.73
n71	680.5	136100	20	CP-OFDM	16QAM	53	25	22.50	-50.43	72.93
n71	680.5	136100	20	CP-OFDM	16QAM	53	53	22.50	-48.42	70.92
n71	680.5	136100	20	CP-OFDM	16QAM	106	0	22.50	-50.28	72.78
n71	680.5	136100	20	CP-OFDM	64QAM	1	0	22.50	-43.51	66.01
n71	680.5	136100	20	CP-OFDM	64QAM	1	53	22.50	-42.72	65.22
n71	680.5	136100	20	CP-OFDM	64QAM	1	105	22.50	-46.22	68.72
n71	680.5	136100	20	CP-OFDM	64QAM	53	0	22.50	-49.77	72.27
n71	680.5	136100	20	CP-OFDM	64QAM	53	25	22.50	-49.90	72.40
n71	680.5	136100	20	CP-OFDM	64QAM	53	53	22.50	-50.12	72.62
n71	680.5	136100	20	CP-OFDM	64QAM	106	0	22.50	-50.22	72.72
n71	680.5	136100	20	CP-OFDM	256QAM	1	0	22.50	-47.28	69.78
n71	680.5	136100	20	CP-OFDM	256QAM	1	53	22.50	-47.64	70.14
n71	680.5	136100	20	CP-OFDM	256QAM	1	105	22.50	-48.65	71.15
n71	680.5	136100	20	CP-OFDM	256QAM	53	0	22.50	-49.91	72.41
n71	680.5	136100	20	CP-OFDM	256QAM	53	25	22.50	-50.10	72.60
n71	680.5	136100	20	CP-OFDM	256QAM	53	53	22.50	-50.29	72.79
n71	680.5	136100	20	CP-OFDM	256QAM	106	0	22.50	-49.96	72.46



FCC ID: ZNFV600TM		HAC (T-COIL) TEST REPORT		Approved by: Quality Manager
Filename: 1M1911250198-15-R1.ZNF	Test Dates: 12/02/2019 - 01/17/2020	DUT Type: Portable Handset		Page 31 of 105



Table 7-10
NR OTT VoIP SNNR by Radio Configuration (DFT-s-OFDM)

Band	Frequency [MHz]	Channel	Bandwidth [MHz]	Waveform	Modulation	RB Size	RB Offset	ABM1 [dB(A/m)]	ABM2 [dB(A/m)]	SNNR [dB]
n71	680.5	136100	20	DFT-s-OFDM	$\pi/2$ BPSK	1	0	22.50	-49.20	71.70
n71	680.5	136100	20	DFT-s-OFDM	$\pi/2$ BPSK	1	53	22.50	-48.46	70.96
n71	680.5	136100	20	DFT-s-OFDM	$\pi/2$ BPSK	1	105	22.50	-49.49	71.99
n71	680.5	136100	20	DFT-s-OFDM	$\pi/2$ BPSK	50	0	22.50	-50.07	72.57
n71	680.5	136100	20	DFT-s-OFDM	$\pi/2$ BPSK	50	25	22.50	-49.80	72.30
n71	680.5	136100	20	DFT-s-OFDM	$\pi/2$ BPSK	50	53	22.50	-49.97	72.47
n71	680.5	136100	20	DFT-s-OFDM	$\pi/2$ BPSK	100	0	22.50	-50.16	72.66
n71	680.5	136100	20	DFT-s-OFDM	QPSK	1	1	22.50	-47.02	69.52
n71	680.5	136100	20	DFT-s-OFDM	QPSK	1	53	22.50	-46.45	68.95
n71	680.5	136100	20	DFT-s-OFDM	QPSK	1	105	22.50	-48.38	70.88
n71	680.5	136100	20	DFT-s-OFDM	QPSK	50	0	22.50	-49.64	72.14
n71	680.5	136100	20	DFT-s-OFDM	QPSK	50	25	22.50	-49.90	72.40
n71	680.5	136100	20	DFT-s-OFDM	QPSK	50	53	22.50	-50.08	72.58
n71	680.5	136100	20	DFT-s-OFDM	QPSK	100	0	22.50	-49.83	72.33
n71	680.5	136100	20	DFT-s-OFDM	16QAM	1	0	22.50	-41.24	63.74
n71	680.5	136100	20	DFT-s-OFDM	16QAM	1	53	22.50	-40.81	63.31
n71	680.5	136100	20	DFT-s-OFDM	16QAM	1	105	22.50	-44.18	66.68
n71	680.5	136100	20	DFT-s-OFDM	16QAM	50	0	22.50	-49.69	72.19
n71	680.5	136100	20	DFT-s-OFDM	16QAM	50	25	22.50	-49.73	72.23
n71	680.5	136100	20	DFT-s-OFDM	16QAM	50	53	22.50	-49.66	72.16
n71	680.5	136100	20	DFT-s-OFDM	16QAM	100	0	22.50	-49.56	72.06
n71	680.5	136100	20	DFT-s-OFDM	64QAM	1	0	22.50	-43.42	65.92
n71	680.5	136100	20	DFT-s-OFDM	64QAM	1	53	22.50	-44.17	66.67
n71	680.5	136100	20	DFT-s-OFDM	64QAM	1	105	22.50	-45.29	67.79
n71	680.5	136100	20	DFT-s-OFDM	64QAM	50	0	22.50	-50.04	72.54
n71	680.5	136100	20	DFT-s-OFDM	64QAM	50	25	22.50	-49.88	72.38
n71	680.5	136100	20	DFT-s-OFDM	64QAM	50	53	22.50	-49.88	72.38
n71	680.5	136100	20	DFT-s-OFDM	64QAM	100	0	22.50	-49.85	72.35
n71	680.5	136100	20	DFT-s-OFDM	256QAM	1	0	22.50	-46.27	68.77
n71	680.5	136100	20	DFT-s-OFDM	256QAM	1	53	22.50	-46.98	69.48
n71	680.5	136100	20	DFT-s-OFDM	256QAM	1	105	22.50	-48.35	70.85
n71	680.5	136100	20	DFT-s-OFDM	256QAM	50	0	22.50	-49.90	72.40
n71	680.5	136100	20	DFT-s-OFDM	256QAM	50	25	22.50	-49.54	72.04
n71	680.5	136100	20	DFT-s-OFDM	256QAM	50	53	22.50	-49.94	72.44
n71	680.5	136100	20	DFT-s-OFDM	256QAM	100	0	22.50	-50.08	72.58

An investigation was performed to determine the worst-case NR band to be used for OTT VoIP testing. NR n71 was used for the testing as the worst-case configuration for the handset. See below table for SNNR comparison between different NR bands:

Table 7-11
OTT VoIP (NR) SNNR by Band

Band	Frequency [MHz]	Channel	Bandwidth [MHz]	Waveform	Modulation	RB Size	RB Offset	ABM1 [dB(A/m)]	ABM2 [dB(A/m)]	SNNR [dB]
n71	680.5	136100	20	DFT-s-OFDM	16QAM	1	53	22.50	-40.95	63.45
n66	1745.0	349000	20	DFT-s-OFDM	16QAM	1	53	22.50	-41.56	64.06
n25	1882.5	376500	20	DFT-s-OFDM	16QAM	1	53	22.50	-44.82	67.32

FCC ID: ZNFV600TM		HAC (T-COIL) TEST REPORT						Approved by: Quality Manager
Filename: 1M1911250198-15-R1.ZNF	Test Dates: 12/02/2019 - 01/17/2020	DUT Type: Portable Handset				Page 32 of 105		

8. FCC 3G MEASUREMENTS

I. CDMA Test Configurations

Radio Configuration 1, Service Option 3 (thick, green data curve) was used for the testing as the worst-case configuration for the handset due to vocoder gating from the EVRC logic. See below plot for ABM noise comparison between operational field service options and radio configurations for a CDMA2000 handset:

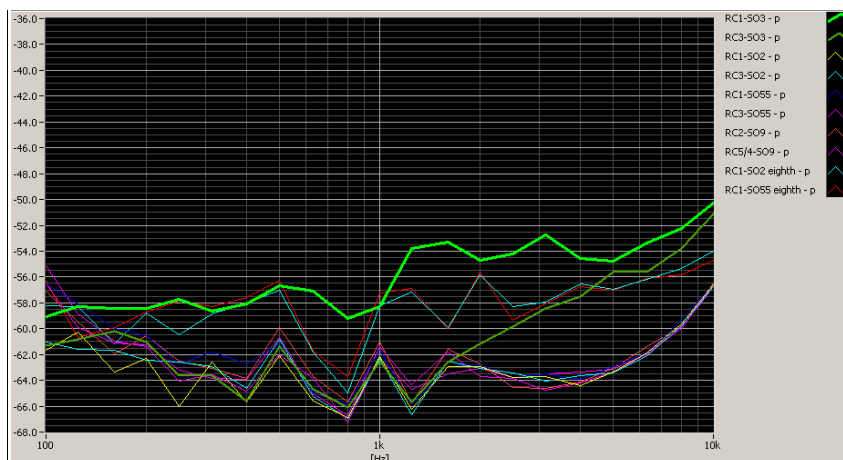


Figure 8-1
CDMA Audio Band Magnetic Noise

Table 8-1
FCC 3G ABM Measurements for ZNFV600TM (CDMA)

Configuration:	RC1/SO3	RC3/SO3	RC4/SO3	Orientation	Channel
ABM1 (dBA/m)	16.23	15.65	16.20	Axial	600
ABM2 (dBA/m)	-47.11	-59.07	-59.24		
Frequency Response	Pass	Pass	Pass		
S+N/N (dB)	63.34	74.72	75.44		

- Mute on; Backlight off; Max Volume; Max Contrast
- Power Control Bits = "All Up"

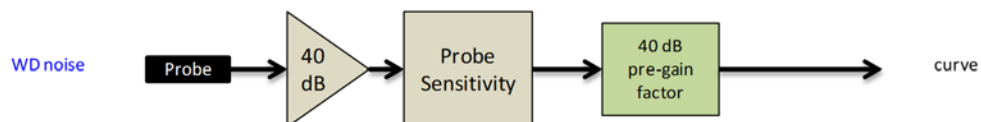


Figure 8-2
Audio Band Magnetic Curve Measurement Block Diagram

FCC ID: ZNFV600TM	PCTEST	HAC (T-COIL) TEST REPORT	LG	Approved by: Quality Manager
Filename: 1M1911250198-15-R1.ZNF	Test Dates: 12/02/2019 - 01/17/2020	DUT Type: Portable Handset		Page 33 of 105

II. UMTS Test Configurations

AMR at 12.2kbps, 13.6kbps SRB (thick, purple data curve) was used for the testing as the worst-case configuration for the handset. See below plot for ABM noise comparison between vocoder rates:

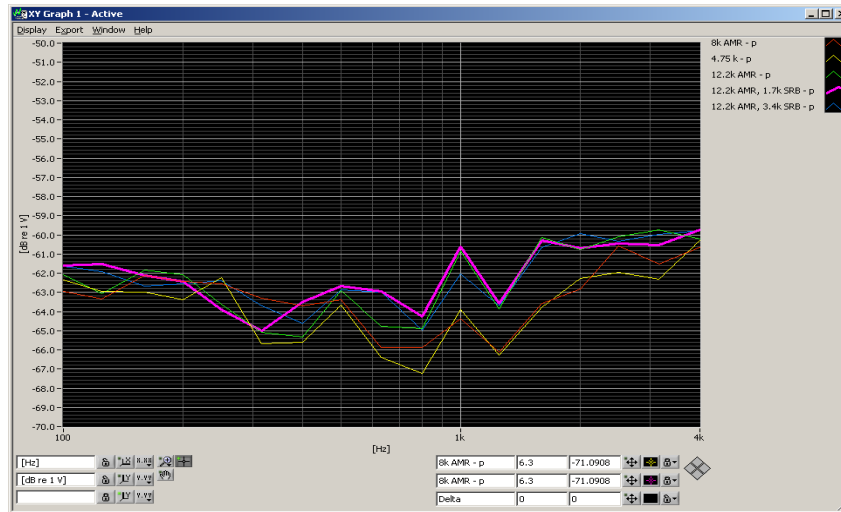


Figure 8-3
UMTS Audio Band Magnetic Noise

Table 8-2
Codec Investigation - UMTS

Codec Setting:	AMR 12.2kbps	AMR 7.95kbps	AMR 4.75kbps	Orientation	Channel
ABM1 (dBA/m)	14.88	14.89	14.88	Axial	9400
ABM2 (dBA/m)	-57.63	-58.90	-58.66		
Frequency Response	Pass	Pass	Pass		
S+N/N (dB)	72.51	73.79	73.54		

- Mute on; Backlight off; Max Volume; Max Contrast
- TPC="All 1s"

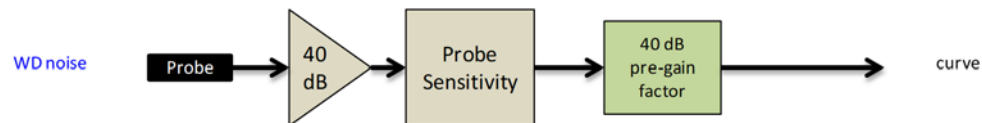






Figure 8-4
Audio Band Magnetic Curve Measurement Block Diagram

FCC ID: ZNFV600TM		HAC (T-COIL) TEST REPORT		Approved by: Quality Manager
Filename: 1M1911250198-15-R1.ZNF	Test Dates: 12/02/2019 - 01/17/2020	DUT Type: Portable Handset		Page 34 of 105

9. T-COIL TEST SUMMARY

Table 9-1
Consolidated Tabled Results

		Freq. Response Margin		Magnetic Intensity Verdict		FCC SNRR Verdict		Margin from FCC Limit (dB)	C63.19-2011 Rating
C63.19 Section		8.3.2		8.3.1		8.3.4			
		Axial	Radial	Axial	Radial	Axial	Radial		
CDMA	Secondary Cellular	PASS	NA	PASS	PASS	PASS	PASS	-31.20	T4
	Cellular	PASS	NA	PASS	PASS	PASS	PASS		
	PCS	PASS	NA	PASS	PASS	PASS	PASS		
EvDO (OTT VoIP)	Secondary Cellular	PASS	NA	PASS	PASS	PASS	PASS	-52.83	T4
	Cellular	PASS	NA	PASS	PASS	PASS	PASS		
	PCS	PASS	NA	PASS	PASS	PASS	PASS		
GSM	Cellular	PASS	NA	PASS	PASS	PASS	PASS	-14.60	T4
	PCS	PASS	NA	PASS	PASS	PASS	PASS		
EDGE (OTT VoIP)	Cellular	PASS	NA	PASS	PASS	PASS	PASS	-25.42	T4
	PCS	PASS	NA	PASS	PASS	PASS	PASS		
UMTS	Cellular	PASS	NA	PASS	PASS	PASS	PASS	-47.56	T4
	AWS	PASS	NA	PASS	PASS	PASS	PASS		
	PCS	PASS	NA	PASS	PASS	PASS	PASS		
HSPA (OTT VoIP)	Cellular	PASS	NA	PASS	PASS	PASS	PASS	-54.39	T4
	AWS	PASS	NA	PASS	PASS	PASS	PASS		
	PCS	PASS	NA	PASS	PASS	PASS	PASS		
LTE FDD	B71	PASS	NA	PASS	PASS	PASS	PASS	-31.08	T4
	B12	PASS	NA	PASS	PASS	PASS	PASS		
	B13	PASS	NA	PASS	PASS	PASS	PASS		
	B26	PASS	NA	PASS	PASS	PASS	PASS		
	B66	PASS	NA	PASS	PASS	PASS	PASS		
	B25	PASS	NA	PASS	PASS	PASS	PASS		
	B30	PASS	NA	PASS	PASS	PASS	PASS		
	B7	PASS	NA	PASS	PASS	PASS	PASS		
LTE FDD (OTT VoIP)	B7	PASS	NA	PASS	PASS	PASS	PASS	-43.21	T4
LTE TDD	B41 (PC3)	PASS	NA	PASS	PASS	PASS	PASS	-25.46	T4
	B41 (PC2)	PASS	NA	PASS	PASS	PASS	PASS		
	B48	PASS	NA	PASS	PASS	PASS	PASS		
LTE TDD (OTT VoIP)	B41 (PC3)	PASS	NA	PASS	PASS	PASS	PASS	-35.86	T4
NR FDD (OTT VoIP)	n71	NA	NA	PASS	PASS	PASS	PASS	-36.13	T4
NR TDD (OTT VoIP)	n41 (PC2)	NA	NA	PASS	PASS	PASS	PASS	-20.66	T4
WLAN	IEEE 802.11b	PASS	NA	PASS	PASS	PASS	PASS	-19.74	T4
	IEEE 802.11g	PASS	NA	PASS	PASS	PASS	PASS		
	IEEE 802.11n	PASS	NA	PASS	PASS	PASS	PASS		
	IEEE 802.11ac	PASS	NA	PASS	PASS	PASS	PASS		
	IEEE 802.11ax SU	PASS	NA	PASS	PASS	PASS	PASS		
	IEEE 802.11ax RU	PASS	NA	PASS	PASS	PASS	PASS		
WLAN (OTT VoIP)	IEEE 802.11b	PASS	NA	PASS	PASS	PASS	PASS	-26.28	T4
	IEEE 802.11g	PASS	NA	PASS	PASS	PASS	PASS		
	IEEE 802.11n	PASS	NA	PASS	PASS	PASS	PASS		
	IEEE 802.11ac	PASS	NA	PASS	PASS	PASS	PASS		
	IEEE 802.11ax SU	PASS	NA	PASS	PASS	PASS	PASS		
	IEEE 802.11ax RU	PASS	NA	PASS	PASS	PASS	PASS		
U-NII	IEEE 802.11a	PASS	NA	PASS	PASS	PASS	PASS	-16.96	T4
	IEEE 802.11n	PASS	NA	PASS	PASS	PASS	PASS		
	IEEE 802.11ac	PASS	NA	PASS	PASS	PASS	PASS		
	IEEE 802.11ax SU	PASS	NA	PASS	PASS	PASS	PASS		
	IEEE 802.11ax RU	PASS	NA	PASS	PASS	PASS	PASS		
U-NII (OTT VoIP)	IEEE 802.11a	PASS	NA	PASS	PASS	PASS	PASS	-28.15	T4
	IEEE 802.11n	PASS	NA	PASS	PASS	PASS	PASS		
	IEEE 802.11ac	PASS	NA	PASS	PASS	PASS	PASS		
	IEEE 802.11ax SU	PASS	NA	PASS	PASS	PASS	PASS		
	IEEE 802.11ax RU	PASS	NA	PASS	PASS	PASS	PASS		

FCC ID: ZNFV600TM		HAC (T-COIL) TEST REPORT		Approved by: Quality Manager
Filename: 1M1911250198-15-R1.ZNF	Test Dates: 12/02/2019 - 01/17/2020	DUT Type: Portable Handset	Page 35 of 105	

© 2020 PCTEST

REV 3.4.M

12/24/2019

© 2020 PCTEST All rights reserved. Unless otherwise specified, no part of this report may be reproduced or utilized in any part, form or by any means, electronic or mechanical, including photocopying and microfilm, without permission in writing from PCTEST. If you have any questions about this international copyright or have an enquiry about obtaining additional rights to this report or assembly of contents thereof, please contact INFO@PCTEST.COM.

I. Raw Handset Data

Table 9-2
Raw Data Results for CDMA

Mode	Orientation	Channel	Sample S/N	ABM1 [dB(A/m)]	ABM2 [dB(A/m)]	Ambient Noise [dB(A/m)]	Frequency Response Margin (dB)	S+N/N (dB)	FCC Limit (dB)	Margin from FCC Limit (dB)	C63.19-2011 Rating	Test Coordinates
Secondary Cellular	Axial	476	03150	16.07	-46.72	-64.81	2.00	62.79	20.00	-42.79	T4	2.0, 4.0
		564	03150	15.92	-46.52		2.00	62.44	20.00	-42.44	T4	
		684	03150	15.84	-46.45		2.00	62.29	20.00	-42.29	T4	
	Radial	476	03150	8.59	-43.60	-62.41	N/A	52.19	20.00	-32.19	T4	2.0, 5.0
		564	03150	7.83	-43.84			51.67	20.00	-31.67	T4	
		684	03150	8.08	-43.47			51.55	20.00	-31.55	T4	
Cellular	Axial	1013	03150	16.23	-46.57	-64.81	2.00	62.80	20.00	-42.80	T4	2.0, 4.0
		384	03150	16.13	-46.64		2.00	62.77	20.00	-42.77	T4	
		777	03150	16.19	-44.49		2.00	60.68	20.00	-40.68	T4	
	Radial	1013	03150	8.55	-43.31	-62.41	N/A	51.86	20.00	-31.86	T4	2.0, 5.0
		384	03150	8.78	-44.00			52.78	20.00	-32.78	T4	
		777	03150	8.90	-42.30			51.20	20.00	-31.20	T4	
PCS	Axial	25	03150	16.19	-45.96	-64.81	2.00	62.15	20.00	-42.15	T4	2.0, 4.0
		600	03150	15.92	-46.97		2.00	62.89	20.00	-42.89	T4	
		1175	03150	16.10	-46.59		2.00	62.69	20.00	-42.69	T4	
	Radial	25	03150	8.60	-48.75	-62.41	N/A	57.35	20.00	-37.35	T4	2.0, 5.0
		600	03150	8.47	-49.70			58.17	20.00	-38.17	T4	
		1175	03150	8.53	-48.93			57.46	20.00	-37.46	T4	

Table 9-3
Raw Data Results for GSM

Mode	Orientation	Channel	Sample S/N	ABM1 [dB(A/m)]	ABM2 [dB(A/m)]	Ambient Noise [dB(A/m)]	Frequency Response Margin (dB)	S+N/N (dB)	FCC Limit (dB)	Margin from FCC Limit (dB)	C63.19-2011 Rating	Test Coordinates
GSM850	Axial	128	03150	15.49	-23.38	-61.48	2.00	38.87	20.00	-18.87	T4	2.0, 4.0
		190	03150	15.48	-23.63		2.00	39.11	20.00	-19.11	T4	
		251	03150	15.15	-24.09		2.00	39.24	20.00	-19.24	T4	
	Radial	128	03150	8.56	-26.04	-62.41	N/A	34.60	20.00	-14.60	T4	2.0, 5.0
		190	03150	8.48	-26.17			34.65	20.00	-14.65	T4	
		251	03150	8.47	-26.17			34.64	20.00	-14.64	T4	
GSM1900	Axial	512	03150	15.47	-26.23	-61.48	2.00	41.70	20.00	-21.70	T4	2.0, 4.0
		661	03150	15.44	-26.14		2.00	41.58	20.00	-21.58	T4	
		810	03150	15.49	-25.50		2.00	40.99	20.00	-20.99	T4	
	Radial	512	03150	8.39	-28.59	-62.41	N/A	36.98	20.00	-16.98	T4	2.0, 5.0
		661	03150	8.48	-28.69			37.17	20.00	-17.17	T4	
		810	03150	8.52	-28.08			36.60	20.00	-16.60	T4	

Table 9-4
Raw Data Results for UMTS

Mode	Orientation	Channel	Sample S/N	ABM1 [dB(A/m)]	ABM2 [dB(A/m)]	Ambient Noise [dB(A/m)]	Frequency Response Margin (dB)	S+N/N (dB)	FCC Limit (dB)	Margin from FCC Limit (dB)	C63.19-2011 Rating	Test Coordinates
UMTS V	Axial	4132	03150	14.98	-58.12	-61.48	2.00	73.10	20.00	-53.10	T4	2.0, 4.0
		4183	03150	14.98	-58.24		2.00	73.22	20.00	-53.22	T4	
		4233	03150	14.95	-58.10		2.00	73.05	20.00	-53.05	T4	
	Radial	4132	03150	8.05	-59.91	-62.41	N/A	67.96	20.00	-47.96	T4	2.0, 5.0
		4183	03150	8.06	-60.09			68.15	20.00	-48.15	T4	
		4233	03150	8.05	-59.51			67.56	20.00	-47.56	T4	
UMTS IV	Axial	1312	03150	14.97	-58.07	-61.48	2.00	73.04	20.00	-53.04	T4	2.0, 4.0
		1412	03150	14.97	-58.25		2.00	73.22	20.00	-53.22	T4	
		1513	03150	14.98	-57.95		2.00	72.93	20.00	-52.93	T4	
	Radial	1312	03150	8.04	-59.71	-62.41	N/A	67.75	20.00	-47.75	T4	2.0, 5.0
		1412	03150	8.03	-59.85			67.88	20.00	-47.88	T4	
		1513	03150	8.04	-59.60			67.64	20.00	-47.64	T4	
UMTS II	Axial	9262	03150	14.96	-58.09	-61.48	2.00	73.05	20.00	-53.05	T4	2.0, 4.0
		9400	03150	14.89	-57.87		2.00	72.76	20.00	-52.76	T4	
		9538	03150	14.97	-58.01		2.00	72.98	20.00	-52.98	T4	
	Radial	9262	03150	8.04	-59.56	-62.41	N/A	67.60	20.00	-47.60	T4	2.0, 5.0
		9400	03150	8.02	-59.64			67.66	20.00	-47.66	T4	
		9538	03150	8.14	-59.48			67.62	20.00	-47.62	T4	



FCC ID: ZNFV600TM		HAC (T-COIL) TEST REPORT		Approved by: Quality Manager
Filename: 1M1911250198-15-R1.ZNF	Test Dates: 12/02/2019 - 01/17/2020	DUT Type: Portable Handset	Page 36 of 105	

Table 9-5
Raw Data Results for LTE B71

Mode	Orientation	Bandwidth	Channel	ABM1 [dB(A/m)]	ABM2 [dB(A/m)]	Ambient Noise [dB(A/m)]	Frequency Response Margin (dB)	S+N/N (dB)	FCC Limit (dB)	Margin from FCC Limit (dB)	C63.19-2011 Rating	Test Coordinates
LTE Band 71	Axial	20MHz	133297	12.26	-47.22	-64.81	1.25	59.48	20.00	-39.48	T4	2.0, 4.0
		15MHz	133297	12.18	-47.79		1.26	59.97	20.00	-39.97	T4	
		10MHz	133297	12.20	-49.24		1.40	61.44	20.00	-41.44	T4	
		5MHz	133297	12.07	-49.31		1.24	61.38	20.00	-41.38	T4	
	Radial	20MHz	133297	5.86	-45.78	-62.41	N/A	51.64	20.00	-31.64	T4	2.0, 5.0
		15MHz	133397	5.49	-47.97			53.46	20.00	-33.46	T4	
		15MHz	133297	5.60	-45.48			51.08	20.00	-31.08	T4	
		15MHz	133197	5.52	-46.18			51.70	20.00	-31.70	T4	
		10MHz	133297	5.69	-46.22			51.91	20.00	-31.91	T4	
		5MHz	133297	5.80	-47.29			53.09	20.00	-33.09	T4	

Table 9-6
Raw Data Results for LTE B12

Mode	Orientation	Bandwidth	Channel	Sample S/N	ABM1 [dB(A/m)]	ABM2 [dB(A/m)]	Ambient Noise [dB(A/m)]	Frequency Response Margin (dB)	S+N/N (dB)	FCC Limit (dB)	Margin from FCC Limit (dB)	C63.19-2011 Rating	Test Coordinates
LTE Band 12	Axial	10MHz	23095	03150	12.40	-50.70	-64.81	1.33	63.10	20.00	-43.10	T4	2.0, 4.0
		5MHz	23095	03150	12.38	-49.90		1.38	62.28	20.00	-42.28	T4	
		3MHz	23095	03150	12.12	-50.66		1.24	62.78	20.00	-42.78	T4	
		1.4MHz	23095	03150	12.21	-50.60		1.30	62.81	20.00	-42.81	T4	
	Radial	10MHz	23095	03150	5.91	-47.27	-62.41	N/A	53.18	20.00	-33.18	T4	2.0, 5.0
		5MHz	23095	03150	5.85	-46.85			52.70	20.00	-32.70	T4	
		3MHz	23095	03150	5.80	-47.14			52.94	20.00	-32.94	T4	
		1.4MHz	23095	03150	5.60	-47.90			53.50	20.00	-33.50	T4	

Table 9-7
Raw Data Results for LTE B13

Mode	Orientation	Bandwidth	Channel	Sample S/N	ABM1 [dB(A/m)]	ABM2 [dB(A/m)]	Ambient Noise [dB(A/m)]	Frequency Response Margin (dB)	S+N/N (dB)	FCC Limit (dB)	Margin from FCC Limit (dB)	C63.19-2011 Rating	Test Coordinates
LTE Band 13	Axial	10MHz	23230	03150	12.19	-48.87	-64.81	1.35	61.06	20.00	-41.06	T4	2.0, 4.0
		5MHz	23230	03150	12.16	-50.64		1.42	62.80	20.00	-42.80	T4	
	Radial	10MHz	23230	03150	5.75	-46.83	-62.41	N/A	52.58	20.00	-32.58	T4	2.0, 5.0
		5MHz	23230	03150	5.50	-47.31			52.81	20.00	-32.81	T4	

Table 9-8
Raw Data Results for LTE B26

Mode	Orientation	Bandwidth	Channel	Sample S/N	ABM1 [dB(A/m)]	ABM2 [dB(A/m)]	Ambient Noise [dB(A/m)]	Frequency Response Margin (dB)	S+N/N (dB)	FCC Limit (dB)	Margin from FCC Limit (dB)	C63.19-2011 Rating	Test Coordinates
LTE Band 26	Axial	15MHz	26865	03150	12.09	-48.59	-64.81	1.29	60.68	20.00	-40.68	T4	2.0, 4.0
		10MHz	26865	03150	12.10	-48.64		1.30	60.74	20.00	-40.74	T4	
		5MHz	26865	03150	12.07	-48.45		1.35	60.52	20.00	-40.52	T4	
		3MHz	26865	03150	12.23	-49.28		1.31	61.51	20.00	-41.51	T4	
		1.4MHz	26865	03150	12.15	-49.78		1.32	61.93	20.00	-41.93	T4	
	Radial	15MHz	26865	03150	5.47	-45.78	-62.41	N/A	51.25	20.00	-31.25	T4	2.0, 5.0
		10MHz	26865	03150	5.62	-45.98			51.60	20.00	-31.60	T4	
		5MHz	26865	03150	5.76	-45.89			51.65	20.00	-31.65	T4	
		3MHz	26865	03150	5.78	-46.20			51.98	20.00	-31.98	T4	
		1.4MHz	26865	03150	5.60	-47.21			52.81	20.00	-32.81	T4	

Table 9-9
Raw Data Results for LTE B66

Mode	Orientation	Bandwidth	Channel	Sample S/N	ABM1 [dB(A/m)]	ABM2 [dB(A/m)]	Ambient Noise [dB(A/m)]	Frequency Response Margin (dB)	S+N/N (dB)	FCC Limit (dB)	Margin from FCC Limit (dB)	C63.19-2011 Rating	Test Coordinates
LTE Band 66	Axial	20MHz	132322	03150	12.42	-47.67	-64.81	1.21	60.09	20.00	-40.09	T4	2.0, 4.0
		15MHz	132322	03150	12.26	-48.13		1.14	60.39	20.00	-40.39	T4	
		10MHz	132322	03150	12.64	-48.97		1.21	61.61	20.00	-41.61	T4	
		5MHz	132322	03150	12.11	-48.86		1.06	60.97	20.00	-40.97	T4	
		3MHz	132322	03150	12.23	-49.95		1.23	62.18	20.00	-42.18	T4	
		1.4MHz	132322	03150	12.56	-49.62		1.26	62.18	20.00	-42.18	T4	
	Radial	20MHz	132322	03150	5.59	-49.18	-62.41	N/A	54.77	20.00	-34.77	T4	2.0, 5.0
		15MHz	132322	03150	5.44	-49.34			54.78	20.00	-34.78	T4	
		10MHz	132322	03150	5.69	-50.71			56.40	20.00	-36.40	T4	
		5MHz	132322	03150	5.73	-51.09			56.82	20.00	-36.82	T4	
		3MHz	132322	03150	5.67	-51.56			57.23	20.00	-37.23	T4	
		1.4MHz	132322	03150	5.84	-52.20			58.04	20.00	-38.04	T4	



FCC ID: ZNFV600TM		HAC (T-COIL) TEST REPORT					Approved by: Quality Manager
Filename: 1M1911250198-15-R1.ZNF	Test Dates: 12/02/2019 - 01/17/2020	DUT Type: Portable Handset				Page 37 of 105	

Table 9-10
Raw Data Results for LTE B25

Mode	Orientation	Bandwidth	Channel	Sample S/N	ABM1 [dB(A/m)]	ABM2 [dB(A/m)]	Ambient Noise [dB(A/m)]	Frequency Response Margin (dB)	S+N/N (dB)	FCC Limit (dB)	Margin from FCC Limit (dB)	C63.19-2011 Rating	Test Coordinates
LTE Band 25	Axial	20MHz	26365	03150	12.24	-49.13	-64.81	1.29	61.37	20.00	-41.37	T4	2.0, 4.0
		15MHz	26365	03150	12.27	-49.79		1.30	62.06	20.00	-42.06	T4	
		10MHz	26365	03150	12.35	-50.31		1.22	62.66	20.00	-42.66	T4	
		5MHz	26365	03150	12.56	-49.91		1.32	62.47	20.00	-42.47	T4	
		3MHz	26365	03150	12.12	-51.21		1.42	63.33	20.00	-43.33	T4	
		1.4MHz	26365	03150	12.42	-50.60		1.29	63.02	20.00	-43.02	T4	
		20MHz	26365	03150	5.63	-50.64	-62.41	N/A	56.27	20.00	-36.27	T4	2.0, 5.0
	Radial	15MHz	26365	03150	5.68	-50.71			56.39	20.00	-36.39	T4	
		10MHz	26365	03150	5.51	-51.47			56.98	20.00	-36.98	T4	
		5MHz	26365	03150	5.68	-51.56			57.24	20.00	-37.24	T4	
		3MHz	26365	03150	5.69	-51.80			57.49	20.00	-37.49	T4	
		1.4MHz	26365	03150	5.81	-52.28			58.09	20.00	-38.09	T4	

Table 9-11
Raw Data Results for LTE B30

Mode	Orientation	Bandwidth	Channel	Sample S/N	ABM1 [dB(A/m)]	ABM2 [dB(A/m)]	Ambient Noise [dB(A/m)]	Frequency Response Margin (dB)	S+N/N (dB)	FCC Limit (dB)	Margin from FCC Limit (dB)	C63.19-2011 Rating	Test Coordinates
LTE Band 30	Axial	10MHz	27710	03150	12.18	-49.91	-64.81	1.25	62.09	20.00	-42.09	T4	2.0, 4.0
		5MHz	27710	03150	12.37	-49.11		1.23	61.48	20.00	-41.48	T4	
	Radial	10MHz	27710	03150	5.48	-51.74	-62.41	N/A	57.22	20.00	-37.22	T4	2.0, 5.0
		5MHz	27710	03150	5.54	-50.39			55.93	20.00	-35.93	T4	

Table 9-12
Raw Data Results for LTE B7

Mode	Orientation	Bandwidth	Channel	Sample S/N	ABM1 [dB(A/m)]	ABM2 [dB(A/m)]	Ambient Noise [dB(A/m)]	Frequency Response Margin (dB)	S+N/N (dB)	FCC Limit (dB)	Margin from FCC Limit (dB)	C63.19-2011 Rating	Test Coordinates
LTE Band 7	Axial	20MHz	21350	03150	12.28	-45.37	-64.81	1.27	57.65	20.00	-37.65	T4	2.0, 4.0
		20MHz	21100	03150	12.30	-47.05		1.26	59.35	20.00	-39.35	T4	
		20MHz	20850	03150	12.33	-44.43		1.23	56.76	20.00	-36.76	T4	
		15MHz	21100	03150	12.37	-47.60		0.93	59.97	20.00	-39.97	T4	
		10MHz	21100	03150	12.39	-48.27		1.23	60.66	20.00	-40.66	T4	
		5MHz	21100	03150	12.11	-47.69		1.11	59.80	20.00	-39.80	T4	
	Radial	20MHz	21100	03150	5.68	-48.39	-62.41	N/A	54.07	20.00	-34.07	T4	2.0, 5.0
		15MHz	21100	03150	5.64	-48.94			54.58	20.00	-34.58	T4	
		10MHz	21100	03150	5.73	-49.60			55.33	20.00	-35.33	T4	
		5MHz	21100	03150	5.80	-49.43			55.23	20.00	-35.23	T4	

Table 9-13
Raw Data Results for LTE B41 Power Class 3

Mode	Orientation	Bandwidth	Channel	Sample S/N	ABM1 [dB(A/m)]	ABM2 [dB(A/m)]	Ambient Noise [dB(A/m)]	Frequency Response Margin (dB)	S+N/N (dB)	FCC Limit (dB)	Margin from FCC Limit (dB)	C63.19-2011 Rating	Test Coordinates
LTE Band 41	Axial	20MHz	40620	03150	12.17	-41.85	-64.81	1.34	54.02	20.00	-34.02	T4	2.0, 4.0
		15MHz	40620	03150	12.08	-41.70		1.20	53.78	20.00	-33.78	T4	
		10MHz	40620	03150	12.05	-42.04		1.29	54.09	20.00	-34.09	T4	
		5MHz	40620	03150	12.08	-41.83		1.49	53.91	20.00	-33.91	T4	
	Radial	20MHz	40620	03150	5.50	-42.28	-62.41	N/A	47.78	20.00	-27.78	T4	2.0, 5.0
		15MHz	40620	03150	5.60	-42.23			47.83	20.00	-27.83	T4	
		10MHz	40620	03150	5.51	-42.77			48.28	20.00	-28.28	T4	
		5MHz	40620	03150	5.58	-42.60			48.18	20.00	-28.18	T4	

Table 9-14
Raw Data Results for LTE B41 Power Class 2

Mode	Orientation	Bandwidth	Channel	Sample S/N	ABM1 [dB(A/m)]	ABM2 [dB(A/m)]	Ambient Noise [dB(A/m)]	Frequency Response Margin (dB)	S+N/N (dB)	FCC Limit (dB)	Margin from FCC Limit (dB)	C63.19-2011 Rating	Test Coordinates
LTE Band 41	Axial	20MHz	40620	03150	12.01	-40.69	-64.81	1.28	52.70	20.00	-32.70	T4	2.0, 4.0
		15MHz	40620	03150	12.48	-40.36		1.27	52.84	20.00	-32.84	T4	
		10MHz	41490	03150	12.22	-40.41		1.27	52.63	20.00	-32.63	T4	
		10MHz	41055	03150	12.05	-42.72		1.29	54.77	20.00	-34.77	T4	
		10MHz	40620	03150	12.37	-40.03		1.21	52.40	20.00	-32.40	T4	
		10MHz	40185	03150	12.29	-41.68		1.30	53.97	20.00	-33.97	T4	
		10MHz	39750	03150	12.06	-40.27		1.16	52.33	20.00	-32.33	T4	
		5MHz	40620	03150	12.03	-41.36		1.33	53.39	20.00	-33.39	T4	
	Radial	20MHz	40620	03150	5.50	-41.05	-62.41	N/A	46.55	20.00	-26.55	T4	2.0, 5.0
		15MHz	40620	03150	5.59	-41.34			46.93	20.00	-26.93	T4	
		10MHz	40620	03150	5.45	-41.72			47.17	20.00	-27.17	T4	
		5MHz	40620	03150	5.56	-41.83			47.39	20.00	-27.39	T4	



FCC ID: ZNFV600TM		HAC (T-COIL) TEST REPORT				Approved by: Quality Manager
Filename: 1M1911250198-15-R1.ZNF	Test Dates: 12/02/2019 - 01/17/2020	DUT Type: Portable Handset				Page 38 of 105

Table 9-15
Raw Data Results for LTE B48

Mode	Orientation	Bandwidth	Channel	ABM1 [dB(A/m)]	ABM2 [dB(A/m)]	Ambient Noise [dB(A/m)]	Frequency Response Margin (dB)	S+N/N (dB)	FCC Limit (dB)	Margin from FCC Limit (dB)	C63.19-2011 Rating	Test Coordinates
LTE Band 48	Axial	20MHz	55990	12.23	-41.81	-64.81	1.31	54.04	20.00	-34.04	T4	2.0, 4.0
		15MHz	55990	12.22	-41.47		1.19	53.69	20.00	-33.69	T4	
		10MHz	55990	12.12	-41.77		1.39	53.89	20.00	-33.89	T4	
		5MHz	55990	12.09	-41.77		1.16	53.86	20.00	-33.86	T4	
	Radial	20MHz	56640	5.47	-40.58	-62.41	N/A	46.05	20.00	-26.05	T4	2.0, 5.0
		20MHz	55990	5.44	-40.40			45.84	20.00	-25.84	T4	
		20MHz	55340	5.69	-39.77			45.46	20.00	-25.46	T4	
		15MHz	55990	5.35	-40.53			45.88	20.00	-25.88	T4	
		10MHz	55990	5.50	-40.66			46.16	20.00	-26.16	T4	
		5MHz	55990	5.61	-40.63			46.24	20.00	-26.24	T4	

Table 9-16
Raw Data Results for 2.4GHz WIFI

Mode	Orientation	Channel	Sample S/N	ABM1 [dB(A/m)]	ABM2 [dB(A/m)]	Ambient Noise [dB(A/m)]	Frequency Response Margin (dB)	S+N/N (dB)	FCC Limit (dB)	Margin from FCC Limit (dB)	C63.19-2011 Rating	Test Coordinates
IEEE 802.11b	Axial	6	03150	8.14	-47.54	-61.48	1.33	55.68	20.00	-35.68	T4	2.0, 4.0
	Radial	6	03150	1.32	-41.39	-62.41	N/A	42.71	20.00	-22.71	T4	2.0, 5.0
IEEE 802.11g	Axial	6	03150	8.08	-48.01	-61.48	1.45	56.09	20.00	-36.09	T4	2.0, 4.0
	Radial	6	03150	1.35	-43.30	-62.41	N/A	44.65	20.00	-24.65	T4	2.0, 5.0
IEEE 802.11n	Axial	6	03150	7.84	-48.75	-61.48	1.22	56.59	20.00	-36.59	T4	2.0, 4.0
	Radial	6	03150	1.38	-44.92	-62.41	N/A	46.30	20.00	-26.30	T4	2.0, 5.0
IEEE 802.11ac	Axial	6	03150	7.75	-50.57	-61.48	1.48	58.32	20.00	-38.32	T4	2.0, 4.0
	Radial	6	03150	1.38	-48.11	-62.41	N/A	49.49	20.00	-29.49	T4	2.0, 5.0
IEEE 802.11ax SU	Axial	6	03150	8.21	-43.23	-60.59	1.35	51.44	20.00	-31.44	T4	2.0, 4.0
	Radial	6	03150	0.77	-46.33	-61.11	N/A	47.10	20.00	-27.10	T4	2.0, 5.0
IEEE 802.11ax RU	Axial	1	03150	8.20	-40.17	-60.59	1.45	48.37	20.00	-28.37	T4	2.0, 4.0
		6	03150	8.50	-37.88		1.41	46.38	20.00	-26.38	T4	
		11	03150	7.87	-38.48		1.24	46.35	20.00	-26.35	T4	
	Radial	1	03150	1.70	-38.38	-61.11	N/A	40.08	20.00	-20.08	T4	2.0, 5.0
		6	03150	1.34	-38.40			39.74	20.00	-19.74	T4	
		11	03150	1.13	-39.51			40.64	20.00	-20.64	T4	

Table 9-17
Raw Data Results for 5GHz WIFI IEEE 802.11a

Mode	Orientation	Bandwidth	U-NII	Channel	Sample S/N	ABM1 [dB(A/m)]	ABM2 [dB(A/m)]	Ambient Noise [dB(A/m)]	Frequency Response Margin (dB)	S+N/N (dB)	FCC Limit (dB)	Margin from FCC Limit (dB)	C63.19-2011 Rating	Test Coordinates
IEEE 802.11a	Axial	20MHz	1	40	03150	7.80	-48.06	-61.48	1.56	55.86	20.00	-35.86	T4	2.0, 4.0
	Radial	20MHz	1	40	03150	1.30	-42.80	-62.41	N/A	44.10	20.00	-24.10	T4	2.0, 5.0

Table 9-18
Raw Data Results for 5GHz WIFI IEEE 802.11n

Mode	Orientation	Bandwidth	U-NII	Channel	Sample S/N	ABM1 [dB(A/m)]	ABM2 [dB(A/m)]	Ambient Noise [dB(A/m)]	Frequency Response Margin (dB)	S+N/N (dB)	FCC Limit (dB)	Margin from FCC Limit (dB)	C63.19-2011 Rating	Test Coordinates
IEEE 802.11n	Axial	40MHz	1	38	03150	7.79	-47.81	-61.48	1.47	55.60	20.00	-35.60	T4	2.0, 4.0
		20MHz	1	40	03150	8.13	-47.26		1.23	55.39	20.00	-35.39	T4	
	Radial	40MHz	1	38	03150	1.46	-45.51	-62.41	N/A	46.97	20.00	-26.97	T4	2.0, 5.0
		20MHz	1	40	03150	1.44	-44.32			45.76	20.00	-25.76	T4	

Table 9-19
Raw Data Results for 5GHz WIFI IEEE 802.11ac

Mode	Orientation	Bandwidth	U-NII	Channel	Sample S/N	ABM1 [dB(A/m)]	ABM2 [dB(A/m)]	Ambient Noise [dB(A/m)]	Frequency Response Margin (dB)	S+N/N (dB)	FCC Limit (dB)	Margin from FCC Limit (dB)	C63.19-2011 Rating	Test Coordinates
IEEE 802.11ac	Axial	40MHz	1	38	03150	7.78	-50.03	-61.48	1.48	57.81	20.00	-37.81	T4	2.0, 4.0
		20MHz	1	40	03150	8.16	-49.20		1.31	57.36	20.00	-37.36	T4	
	Radial	40MHz	1	38	03150	1.60	-47.77	-62.41	N/A	49.37	20.00	-29.37	T4	2.0, 5.0
		20MHz	1	40	03150	1.59	-47.35			48.94	20.00	-28.94	T4	



FCC ID: ZNFV600TM		HAC (T-COIL) TEST REPORT					Approved by: Quality Manager
Filename: 1M1911250198-15-R1.ZNF	Test Dates: 12/02/2019 - 01/17/2020	DUT Type: Portable Handset				Page 39 of 105	

Table 9-20
Raw Data Results for 5GHz WIFI IEEE 802.11ax

Mode	Orientation	Bandwidth	U-NI	Channel	Sample S/N	ABM1 [dB(A/m)]	ABM2 [dB(A/m)]	Ambient Noise [dB(A/m)]	Frequency Response Margin (dB)	S+N/N (dB)	FCC Limit (dB)	Margin from FCC Limit (dB)	C63.19-2011 Rating	Test Coordinates
IEEE 802.11ax SU	Axial	40MHz	1	38	03150	8.18	-43.61	-60.59	1.30	51.79	20.00	-31.79	T4	2.0, 4.0
		20MHz	1	40	03150	7.70	-43.50		1.28	51.20	20.00	-31.20	T4	
	Radial	40MHz	1	38	03150	1.37	-43.25	-61.11	N/A	44.62	20.00	-24.62	T4	2.0, 5.0
		20MHz	1	40	03150	1.42	-42.73		N/A	44.15	20.00	-24.15	T4	
IEEE 802.11ax RU	Axial	40MHz	1	38	03150	7.79	-36.63	-60.59	1.57	44.42	20.00	-24.42	T4	2.0, 4.0
		20MHz	1	40	03150	8.12	-36.74		1.45	44.86	20.00	-24.86	T4	
		40MHz	2A	54	03150	8.07	-36.14		1.36	44.21	20.00	-24.21	T4	
		40MHz	2A	62	03150	8.26	-37.48		1.26	45.74	20.00	-25.74	T4	
		20MHz	2A	56	03150	7.84	-36.98		1.33	44.82	20.00	-24.82	T4	
		40MHz	2C	118	03150	8.08	-36.99		1.46	45.07	20.00	-25.07	T4	
		20MHz	2C	120	03150	8.25	-36.57		1.33	44.82	20.00	-24.82	T4	
		40MHz	3	151	03150	8.06	-39.19		1.46	47.25	20.00	-27.25	T4	
		20MHz	3	157	03150	8.05	-37.11		1.38	45.16	20.00	-25.16	T4	
	Radial	40MHz	1	38	03150	1.46	-36.29	-61.11	N/A	37.75	20.00	-17.75	T4	2.0, 5.0
		20MHz	1	40	03150	1.86	-35.72			37.58	20.00	-17.58	T4	
		40MHz	2A	54	03150	0.96	-38.67			39.63	20.00	-19.63	T4	
		20MHz	2A	56	03150	1.01	-35.97			36.98	20.00	-16.98	T4	
		40MHz	2C	118	03150	0.92	-37.29			38.21	20.00	-18.21	T4	
		20MHz	2C	100	03150	1.30	-37.35			38.65	20.00	-18.65	T4	
		20MHz	2C	120	03150	1.32	-35.64			36.96	20.00	-16.96	T4	
		20MHz	2C	144	03150	1.05	-36.12			37.17	20.00	-17.17	T4	
		40MHz	3	151	03150	0.84	-37.59			38.43	20.00	-18.43	T4	
		20MHz	3	157	03150	1.52	-35.61			37.13	20.00	-17.13	T4	

Table 9-21
Raw Data Results for EvDO (OTT VoIP)

Mode	Orientation	Channel	Sample S/N	ABM1 [dB(A/m)]	ABM2 [dB(A/m)]	Ambient Noise [dB(A/m)]	Frequency Response Margin (dB)	S+N/N (dB)	FCC Limit (dB)	Margin from FCC Limit (dB)	C63.19-2011 Rating	Test Coordinates
Secondary Cellular EvDO	Axial	564	03150	23.84	-55.41	-64.37	1.39	79.25	20.00	-59.25	T4	2.0, 4.0
	Radial	564	03150	16.00	-57.29	-62.97	N/A	73.29	20.00	-53.29	T4	2.0, 5.0
Cellular EvDO	Axial	384	03150	23.61	-54.26	-64.37	1.45	77.87	20.00	-57.87	T4	2.0, 4.0
	Radial	384	03150	16.05	-56.78	-62.97	N/A	72.83	20.00	-52.83	T4	2.0, 5.0
PCS EvDO	Axial	600	03150	24.06	-54.79	-64.37	1.42	78.85	20.00	-58.85	T4	2.0, 4.0
	Radial	600	03150	16.09	-57.64	-62.97	N/A	73.73	20.00	-53.73	T4	2.0, 5.0

Table 9-22
Raw Data Results for EDGE (OTT VoIP)

Mode	Orientation	Channel	Sample S/N	ABM1 [dB(A/m)]	ABM2 [dB(A/m)]	Ambient Noise [dB(A/m)]	Frequency Response Margin (dB)	S+N/N (dB)	FCC Limit (dB)	Margin from FCC Limit (dB)	C63.19-2011 Rating	Test Coordinates
EDGE850	Axial	190	03150	23.99	-26.92	-64.37	1.39	50.91	20.00	-30.91	T4	2.0, 4.0
	Radial	190	03150	15.99	-29.43	-62.97	N/A	45.42	20.00	-25.42	T4	2.0, 5.0
EDGE1900	Axial	661	03150	23.51	-28.36	-64.37	1.43	51.87	20.00	-31.87	T4	2.0, 4.0
	Radial	661	03150	15.90	-31.50	-62.97	N/A	47.40	20.00	-27.40	T4	2.0, 5.0



FCC ID: ZNFV600TM		HAC (T-COIL) TEST REPORT			Approved by: Quality Manager
Filename: 1M1911250198-15-R1.ZNF	Test Dates: 12/02/2019 - 01/17/2020	DUT Type: Portable Handset			Page 40 of 105

Table 9-23
Raw Data Results for HSPA (OTT VoIP)

Mode	Orientation	Channel	Sample S/N	ABM1 [dB(A/m)]	ABM2 [dB(A/m)]	Ambient Noise [dB(A/m)]	Frequency Response Margin (dB)	S+N/N (dB)	FCC Limit (dB)	Margin from FCC Limit (dB)	C63.19-2011 Rating	Test Coordinates
HSPA V	Axial	4183	03150	22.49	-57.59	-64.37	1.34	80.08	20.00	-60.08	T4	2.0, 4.0
	Radial	4183	03150	15.98	-58.41	-62.97	N/A	74.39	20.00	-54.39	T4	2.0, 5.0
HSPA IV	Axial	1412	03150	22.32	-56.96	-64.37	1.33	79.28	20.00	-59.28	T4	2.0, 4.0
	Radial	1412	03150	15.95	-58.68	-62.97	N/A	74.63	20.00	-54.63	T4	2.0, 5.0
HSPA II	Axial	9400	03150	23.14	-57.27	-64.37	1.27	80.41	20.00	-60.41	T4	2.0, 4.0
	Radial	9400	03150	15.91	-58.52	-62.97	N/A	74.43	20.00	-54.43	T4	2.0, 5.0

Table 9-24
Raw Data Results for LTE B7 (OTT VoIP)

Mode	Orientation	Bandwidth	Channel	Sample S/N	ABM1 [dB(A/m)]	ABM2 [dB(A/m)]	Ambient Noise [dB(A/m)]	Frequency Response Margin (dB)	S+N/N (dB)	FCC Limit (dB)	Margin from FCC Limit (dB)	C63.19-2011 Rating	Test Coordinates
LTE Band 7	Axial	20MHz	21100	03150	22.83	-47.84	-64.37	1.30	70.67	20.00	-50.67	T4	2.0, 4.0
		15MHz	21375	03150	23.07	-46.12		1.23	69.19	20.00	-49.19	T4	
		15MHz	21100	03150	22.70	-46.79		1.32	69.49	20.00	-49.49	T4	
		15MHz	20825	03150	22.51	-44.37		1.35	66.88	20.00	-46.88	T4	
		10MHz	21100	03150	23.15	-47.99		1.29	71.14	20.00	-51.14	T4	
		5MHz	21100	03150	22.66	-47.67		1.33	70.33	20.00	-50.33	T4	
	Radial	20MHz	21350	03150	15.99	-48.32	-62.97	N/A	64.31	20.00	-44.31	T4	2.0, 5.0
		20MHz	21100	03150	16.01	-50.04			66.05	20.00	-46.05	T4	
		20MHz	20850	03150	16.04	-47.17			63.21	20.00	-43.21	T4	
		15MHz	21100	03150	16.05	-50.41			66.46	20.00	-46.46	T4	
		10MHz	21100	03150	16.02	-50.13			66.15	20.00	-46.15	T4	
		5MHz	21100	03150	16.04	-50.49			66.53	20.00	-46.53	T4	

Table 9-25
Raw Data Results for LTE TDD B41 (PC3) (OTT VoIP)

Mode	Orientation	Bandwidth	Channel	Sample S/N	ABM1 [dB(A/m)]	ABM2 [dB(A/m)]	Ambient Noise [dB(A/m)]	Frequency Response Margin (dB)	S+N/N (dB)	FCC Limit (dB)	Margin from FCC Limit (dB)	C63.19-2011 Rating	Test Coordinates
LTE Band 41	Axial	20MHz	40620	03150	23.18	-39.52	-64.37	1.34	62.70	20.00	-42.70	T4	2.0, 4.0
		15MHz	41490	03150	22.62	-39.51		1.36	62.13	20.00	-42.13	T4	
		15MHz	41055	03150	23.22	-40.41		1.44	63.63	20.00	-43.63	T4	
		15MHz	40620	03150	22.62	-39.00		1.37	61.62	20.00	-41.62	T4	
		15MHz	40185	03150	22.67	-39.79		1.37	62.46	20.00	-42.46	T4	
		15MHz	39750	03150	22.50	-38.90		1.32	61.40	20.00	-41.40	T4	
		10MHz	40620	03150	22.59	-39.39		1.27	61.98	20.00	-41.98	T4	
		5MHz	40620	03150	22.56	-39.68		1.32	62.24	20.00	-42.24	T4	
	Radial	20MHz	40620	03150	16.04	-39.87	-62.97	N/A	55.91	20.00	-35.91	T4	2.0, 5.0
		15MHz	40620	03150	16.04	-41.74			57.78	20.00	-37.78	T4	
		10MHz	40620	03150	16.02	-42.85			58.87	20.00	-38.87	T4	
		5MHz	41490	03150	16.00	-42.82			58.82	20.00	-38.82	T4	
		5MHz	41055	03150	16.06	-43.94			60.00	20.00	-40.00	T4	
		5MHz	40620	03150	16.09	-39.77			55.86	20.00	-35.86	T4	
		5MHz	40185	03150	16.09	-42.64			58.73	20.00	-38.73	T4	
		5MHz	39750	03150	15.95	-42.43			58.38	20.00	-38.38	T4	

Table 9-26
Raw Data Results for NR FDD n71 (OTT VoIP)

Mode	Orientation	Bandwidth	Channel	Sample S/N	ABM1 [dB(A/m)]	ABM2 [dB(A/m)]	Ambient Noise [dB(A/m)]	Frequency Response Margin (dB)	S+N/N (dB)	FCC Limit (dB)	Margin from FCC Limit (dB)	C63.19-2011 Rating	Test Coordinates
NR n71	Axial	20MHz	136100	03267	22.50	-40.81	-60.59	N/A	63.31	20.00	-43.31	T4	2.0, 4.0
		15MHz	138100	03267	22.50	-40.21			62.71	20.00	-42.71	T4	
		15MHz	136100	03267	22.50	-40.16			62.66	20.00	-42.66	T4	
		15MHz	134100	03267	22.50	-40.71			63.21	20.00	-43.21	T4	
		10MHz	136100	03267	22.50	-41.37			63.87	20.00	-43.87	T4	
		5MHz	136100	03267	22.50	-42.90			65.40	20.00	-45.40	T4	
	Radial	20MHz	136100	03267	15.95	-40.98	-61.11	N/A	56.93	20.00	-36.93	T4	2.0, 5.0
		15MHz	138100	03267	15.95	-40.26			56.21	20.00	-36.21	T4	
		15MHz	136100	03267	15.95	-40.18			56.13	20.00	-36.13	T4	
		15MHz	134100	03267	15.95	-40.29			56.24	20.00	-36.24	T4	
		10MHz	136100	03267	15.95	-41.43			57.38	20.00	-37.38	T4	
		5MHz	136100	03267	15.95	-42.98			58.93	20.00	-38.93	T4	



FCC ID: ZNFV600TM		HAC (T-COIL) TEST REPORT					Approved by: Quality Manager
Filename: 1M1911250198-15-R1.ZNF	Test Dates: 12/02/2019 - 01/17/2020	DUT Type: Portable Handset				Page 41 of 105	

Table 9-27
Raw Data Results for NR TDD n41 (PC2) (OTT VoIP)

Mode	Orientation	Bandwidth	Channel	Sample S/N	ABM1 [dB(A/m)]	ABM2 [dB(A/m)]	Ambient Noise [dB(A/m)]	Frequency Response Margin (dB)	S+N/N (dB)	FCC Limit (dB)	Margin from FCC Limit (dB)	C63.19-2011 Rating	Test Coordinates
NR n41	Axial	100MHz	518598	03267	22.50	-26.09	-60.59	N/A	48.59	20.00	-28.59	T4	2.0, 4.0
		90MHz	518598	03267	22.50	-25.98			48.48	20.00	-28.48	T4	
		80MHz	529998	03267	22.50	-25.79			48.29	20.00	-28.29	T4	
		80MHz	524298	03267	22.50	-25.70			48.20	20.00	-28.20	T4	
		80MHz	518598	03267	22.50	-25.52			48.02	20.00	-28.02	T4	
		80MHz	512898	03267	22.50	-27.24			49.74	20.00	-29.74	T4	
		80MHz	507204	03267	22.50	-25.72			48.22	20.00	-28.22	T4	
		60MHz	518598	03267	22.50	-25.58			48.08	20.00	-28.08	T4	
		50MHz	518598	03267	22.50	-25.81			48.31	20.00	-28.31	T4	
		40MHz	518598	03267	22.50	-25.57			48.07	20.00	-28.07	T4	
	Radial	20MHz	518598	03267	22.50	-26.18	-61.11	N/A	48.68	20.00	-28.68	T4	2.0, 5.0
		100MHz	518598	03267	15.95	-25.41			41.36	20.00	-21.36	T4	
		90MHz	518598	03267	15.95	-25.16			41.11	20.00	-21.11	T4	
		80MHz	529998	03267	15.95	-24.93			40.88	20.00	-20.88	T4	
		80MHz	524298	03267	15.95	-24.88			40.83	20.00	-20.83	T4	
		80MHz	518598	03267	15.95	-24.71			40.66	20.00	-20.66	T4	
		80MHz	512898	03267	15.95	-26.45			42.40	20.00	-22.40	T4	
		80MHz	507204	03267	15.95	-25.04			40.99	20.00	-20.99	T4	
		60MHz	518598	03267	15.95	-24.87			40.82	20.00	-20.82	T4	
		50MHz	518598	03267	15.95	-25.10			41.05	20.00	-21.05	T4	
		40MHz	518598	03267	15.95	-24.91			40.86	20.00	-20.86	T4	
		20MHz	518598	03267	15.95	-25.44			41.39	20.00	-21.39	T4	

Table 9-28
Raw Data Results for 2.4GHz WIFI (OTT VoIP)

Mode	Orientation	Channel	Sample S/N	ABM1 [dB(A/m)]	ABM2 [dB(A/m)]	Ambient Noise [dB(A/m)]	Frequency Response Margin (dB)	S+N/N (dB)	FCC Limit (dB)	Margin from FCC Limit (dB)	C63.19-2011 Rating	Test Coordinates
IEEE 802.11b	Axial	6	03150	23.78	-44.60	-64.37	1.43	68.38	20.00	-48.38	T4	2.0, 4.0
	Radial	6	03150	14.60	-41.06	-61.11	N/A	55.66	20.00	-35.66	T4	2.0, 5.0
IEEE 802.11g	Axial	6	03150	23.91	-44.15	-64.37	1.43	68.06	20.00	-48.06	T4	2.0, 4.0
	Radial	6	03150	13.19	-38.99	-61.11	N/A	52.18	20.00	-32.18	T4	2.0, 5.0
IEEE 802.11n	Axial	6	03150	23.93	-45.11	-64.37	1.46	69.04	20.00	-49.04	T4	2.0, 4.0
	Radial	6	03150	14.45	-38.74	-61.11	N/A	53.19	20.00	-33.19	T4	2.0, 5.0
IEEE 802.11ac	Axial	6	03150	23.54	-44.29	-64.37	1.36	67.83	20.00	-47.83	T4	2.0, 4.0
	Radial	6	03150	15.11	-40.74	-61.11	N/A	55.85	20.00	-35.85	T4	2.0, 5.0
IEEE 802.11ax SU	Axial	6	03150	23.20	-37.38	-60.59	1.49	60.58	20.00	-40.58	T4	2.0, 4.0
	Radial	6	03150	13.82	-35.79	-61.11	N/A	49.61	20.00	-29.61	T4	2.0, 5.0
IEEE 802.11ax RU	Axial	1	03150	21.10	-35.37	-60.59	2.00	56.47	20.00	-36.47	T4	2.0, 4.0
		6	03150	21.57	-35.55		1.22	57.12	20.00	-37.12	T4	
		11	03150	20.94	-35.10		2.00	56.04	20.00	-36.04	T4	
	Radial	1	03150	14.69	-32.05	-61.11	N/A	46.74	20.00	-26.74	T4	2.0, 5.0
		6	03150	14.92	-32.10			47.02	20.00	-27.02	T4	
		11	03150	14.13	-32.15			46.28	20.00	-26.28	T4	

Table 9-29
Raw Data Results for 5GHz WIFI IEEE 802.11a (OTT VoIP)

Mode	Orientation	Bandwidth	U-NII	Channel	Sample S/N	ABM1 [dB(A/m)]	ABM2 [dB(A/m)]	Ambient Noise [dB(A/m)]	Frequency Response Margin (dB)	S+N/N (dB)	FCC Limit (dB)	Margin from FCC Limit (dB)	C63.19-2011 Rating	Test Coordinates
IEEE 802.11a	Axial	20MHz	1	40	03150	23.81	-42.90	-64.37	1.37	66.71	20.00	-46.71	T4	2.0, 4.0
	Radial	20MHz	1	40	03150	13.22	-36.44	-61.11	N/A	49.66	20.00	-29.66	T4	2.0, 5.0

Table 9-30
Raw Data Results for 5GHz WIFI IEEE 802.11n (OTT VoIP)

Mode	Orientation	Bandwidth	U-NII	Channel	Sample S/N	ABM1 [dB(A/m)]	ABM2 [dB(A/m)]	Ambient Noise [dB(A/m)]	Frequency Response Margin (dB)	S+N/N (dB)	FCC Limit (dB)	Margin from FCC Limit (dB)	C63.19-2011 Rating	Test Coordinates
IEEE 802.11n	Axial	40MHz	1	38	03150	23.78	-46.62	-64.37	1.36	70.40	20.00	-50.40	T4	2.0, 4.0
		20MHz	1	40	03150	23.78	-43.39		1.30	67.17	20.00	-47.17	T4	
	Radial	40MHz	1	38	03150	15.16	-33.60	-61.11	N/A	48.76	20.00	-28.76	T4	2.0, 5.0
		20MHz	1	40	03150	14.11	-36.30			50.41	20.00	-30.41	T4	





FCC ID: ZNFV600TM		HAC (T-COIL) TEST REPORT						Approved by: Quality Manager
Filename: 1M1911250198-15-R1.ZNF	Test Dates: 12/02/2019 - 01/17/2020	DUT Type: Portable Handset				Page 42 of 105		

Table 9-31
Raw Data Results for 5GHz WIFI IEEE 802.11ac (OTT VoIP)

Mode	Orientation	Bandwidth	U-NII	Channel	Sample S/N	ABM1 [dB(A/m)]	ABM2 [dB(A/m)]	Ambient Noise [dB(A/m)]	Frequency Response Margin (dB)	S+N/N (dB)	FCC Limit (dB)	Margin from FCC Limit (dB)	C63.19-2011 Rating	Test Coordinates
IEEE 802.11ac	Axial	40MHz	1	38	03150	23.84	-42.66	-64.37	1.37	66.50	20.00	-46.50	T4	2.0, 4.0
		20MHz	1	40	03150	23.85	-41.03		1.41	64.88	20.00	-44.88	T4	
	Radial	40MHz	1	38	03150	13.27	-34.88	-61.11	N/A	48.15	20.00	-28.15	T4	2.0, 5.0
		20MHz	1	40	03150	12.93	-36.10			49.03	20.00	-29.03	T4	

Table 9-32
Raw Data Results for 5GHz WIFI IEEE 802.11ax (OTT VoIP)

Mode	Orientation	Bandwidth	U-NII	Channel	Sample S/N	ABM1 [dB(A/m)]	ABM2 [dB(A/m)]	Ambient Noise [dB(A/m)]	Frequency Response Margin (dB)	S+N/N (dB)	FCC Limit (dB)	Margin from FCC Limit (dB)	C63.19-2011 Rating	Test Coordinates
IEEE 802.11ax SU	Axial	40MHz	1	38	03150	21.52	-34.40	-60.59	1.55	55.92	20.00	-35.92	T4	2.0, 4.0
		20MHz	1	40	03150	21.99	-34.06		1.48	56.05	20.00	-36.05	T4	
	Radial	40MHz	1	38	03150	13.61	-35.54	-61.11	N/A	49.15	20.00	-29.15	T4	2.0, 5.0
		20MHz	1	40	03150	13.18	-36.18			49.36	20.00	-29.36	T4	
IEEE 802.11ax RU	Axial	40MHz	1	38	03150	22.73	-32.91	-60.59	1.60	55.64	20.00	-35.64	T4	2.0, 4.0
		20MHz	1	40	03150	22.24	-32.00		1.49	54.24	20.00	-34.24	T4	
		40MHz	2A	54	03150	21.08	-33.13		1.56	54.21	20.00	-34.21	T4	
		40MHz	2A	62	03150	22.08	-32.85		1.50	54.93	20.00	-34.93	T4	
		20MHz	2A	56	03150	21.80	-37.36		1.58	59.16	20.00	-39.16	T4	
		40MHz	2C	118	03150	21.93	-32.94		1.93	54.87	20.00	-34.87	T4	
		20MHz	2C	120	03150	21.28	-32.94		1.47	54.22	20.00	-34.22	T4	
		40MHz	3	151	03150	22.75	-34.87		1.78	57.62	20.00	-37.62	T4	
		20MHz	3	157	03150	21.50	-32.90		1.45	54.40	20.00	-34.40	T4	
	Radial	40MHz	1	38	03150	13.01	-35.00	-61.11	N/A	48.01	20.00	-28.01	T4	2.0, 5.0
		20MHz	1	36	03150	12.72	-35.18			47.90	20.00	-27.90	T4	
		20MHz	1	40	03150	13.42	-34.26			47.68	20.00	-27.68	T4	
		20MHz	1	48	03150	12.76	-34.66			47.42	20.00	-27.42	T4	
		40MHz	2A	54	03150	13.12	-34.92			48.04	20.00	-28.04	T4	
		20MHz	2A	56	03150	13.15	-39.56			52.71	20.00	-32.71	T4	
		40MHz	2C	118	03150	14.01	-35.08			49.09	20.00	-29.09	T4	
		20MHz	2C	120	03150	14.09	-34.89			48.98	20.00	-28.98	T4	
		40MHz	3	151	03150	12.73	-35.75			48.48	20.00	-28.48	T4	
		20MHz	3	157	03150	12.91	-35.40			48.31	20.00	-28.31	T4	

FCC ID: ZNFV600TM		HAC (T-COIL) TEST REPORT				Approved by: Quality Manager
Filename: 1M1911250198-15-R1.ZNF	Test Dates: 12/02/2019 - 01/17/2020	DUT Type: Portable Handset			Page 43 of 105	

II. Test Notes

A. General

1. Phone Condition: Mute on; Backlight off; Max Volume; Max Contrast
2. 'Radial' orientation refers to radial transverse.
3. Hearing Aid Mode (**Phone→Call Settings→Additional Settings→Hearing aids**) was set to ON for Frequency Response compliance
4. Speech Signal: ITU-T P.50 Artificial Voice
5. Bluetooth and WIFI were disabled while testing 2G/3G/4G/5G modes.
6. Licensed data modes and Bluetooth were disabled while testing WIFI modes.
7. The Margin from FCC limit column indicates a margin from the FCC limit for compliance (T4).

B. CDMA

1. Power Configuration: Power Control Bits = "All Up"
2. Vocoder Configuration: RC1/SO3 (CDMA – EVRC)

C. GSM

1. Power Configuration: GSM850: PCL=5, GSM1900: PCL=0;
2. Vocoder Configuration: EFR (GSM);

D. UMTS



1. Power Configuration: TPC= "All 1s";
2. Vocoder Configuration: AMR 12.2 kbps (UMTS);

E. LTE FDD

1. Power Configuration: TPC = "Max Power"
2. Radio Configuration: 16QAM, 1RB, 0RB offset
3. Vocoder Configuration: WB AMR 6.60kbps
4. The worst-case band and bandwidth combination for each probe orientation is additionally tested on the low and high channels for those combinations. LTE Band 7 at 20MHz is the worst-case for the Axial probe orientation. LTE Band 71 at 15MHz bandwidth is the worst-case for the Radial probe orientation.

F. LTE TDD

1. Power Configuration: TPC = "Max Power"
2. Radio Configuration: 16QAM, 1RB, 0RB offset
3. Power Class 3 Uplink-Downlink configuration: 0
4. Power Class 2 Uplink-Downlink configuration: 1
5. Vocoder Configuration: WB AMR 6.60kbps
6. The worst-case band and bandwidth combination for each probe orientation is additionally tested on the low, low-mid, high-mid, and high channels for those combinations. LTE Band 41 (Power Class 2) at 10MHz is the worst-case for the Axial probe orientation. LTE Band 48 at 20MHz is the worst-case for the Radial probe orientation.



FCC ID: ZNFV600TM		HAC (T-COIL) TEST REPORT		Approved by: Quality Manager
Filename: 1M1911250198-15-R1.ZNF	Test Dates: 12/02/2019 - 01/17/2020	DUT Type: Portable Handset		Page 44 of 105

G. WIFI



1. Radio Configuration
 - a. IEEE 802.11b: DSSS, 2Mbps
 - b. IEEE 802.11g/a: BPSK, 6Mbps
 - c. IEEE 802.11n/ac 20MHz: BPSK, MCS 0
 - d. IEEE 802.11ax SU 20MHz: BPSK, MCS 0
 - e. IEEE 802.11n/ac 40MHz: BPSK, MCS 0
 - f. IEEE 802.11ax SU 40MHz: BPSK, MCS 0
2. RU Index
 - a. IEEE 802.11ax RU 20MHz: 40
 - b. IEEE 802.11ax RU 40MHz: 62
3. Vocoder Configuration: WB AMR 6.60kbps
4. The worst-case standard for 2.4GHz WIFI in each probe orientation is additionally tested on the low and high channels. IEEE 802.11ax RU is the worst-case for the Axial and Radial probe orientation.
5. The worst-case standard for 5GHz WIFI in each probe orientation is additionally tested on higher U-NII bands as well as applicable low and high channels. IEEE 802.11ax RU at 40MHz (U-NII 2A) is the worst-case for the Axial probe orientation. IEEE 802.11ax RU at 20MHz (U-NII 2C) is the worst-case for the Radial probe orientation.

H. OTT VoIP

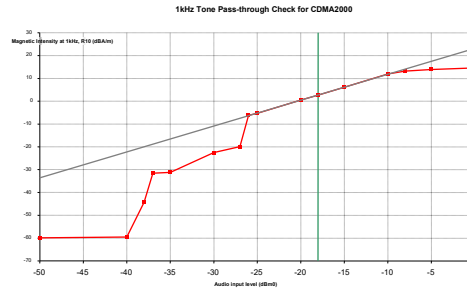
1. Vocoder Configuration: 75kbps
2. EvDO Configuration
 - a. Revision: A
3. EDGE Configuration
 - a. MCS Index: 7
 - b. Number of TX slots: 2
4. HSPA Configuration:
 - a. Release: 6
 - b. 3GPP 34.121 Subtest 1
5. LTE FDD Configuration:
 - a. Power Configuration: TPC = "Max Power"
 - b. Radio Configuration: 16QAM, 1RB, 0RB offset
 - c. LTE Band 7 was the worst-case band from Table 7-6 and was used to test both Axial and Radial probe orientations.
 - d. The worst-case band and bandwidth combination for each probe orientation is additionally tested on the low and high channels for those combinations. LTE Band 7 at 15MHz is the worst-case for the Axial probe orientation. LTE Band 7 at 20MHz bandwidth is the worst-case for the Radial probe orientation.
6. LTE TDD Configuration:
 - a. Power Configuration: TPC = "Max Power"
 - b. Radio Configuration: 16QAM, 1RB, 0RB offset
 - c. Power Class 3 Uplink-Downlink configuration: 0
 - d. LTE Band 41 (PC3) was the worst-case band from Table 7-7 and was used to test both Axial and Radial probe orientations.
 - e. The worst-case band and bandwidth combination for each probe orientation is additionally tested on the low, low-mid, high-mid, and high channels for those combinations. LTE Band 41 (Power Class 3) at 15MHz is the worst-case for the Axial probe orientation. LTE Band 41 (Power Class 3) at 5MHz is the worst-case for the Radial probe orientation.
7. NR FDD Configuration
 - a. Power Configuration: TxAGC is set such that the DUT operates at max power.

FCC ID: ZNFV600TM		HAC (T-COIL) TEST REPORT		Approved by: Quality Manager
Filename: 1M1911250198-15-R1.ZNF	Test Dates: 12/02/2019 - 01/17/2020	DUT Type: Portable Handset		Page 45 of 105

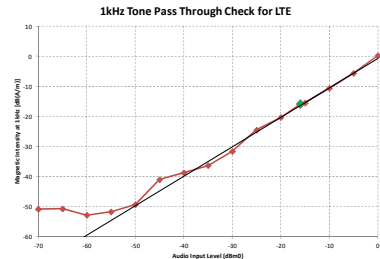
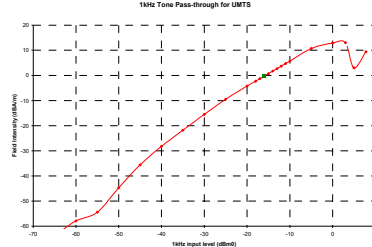
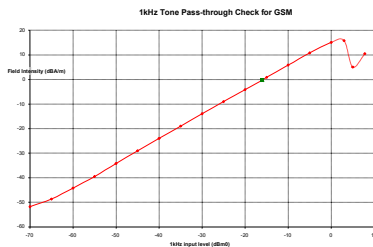
- b. Radio Configuration: DFT-s-OFDM, 16QAM, 1RB, 50% RB Offset
 - c. Due to equipment limitations, the worst-case ABM1 from LTE OTT VoIP was combined with NR ABM2 measurements to obtain SNNR values for each NR radio configuration. Additionally, Frequency response measurements were not possible due to equipment limitations.
 - d. The worst-case band and bandwidth combination for each probe orientation is additionally tested on the low and high channels for those combinations. NR n71 at 15MHz is the worst-case for the Axial and Radial probe orientation.
8. NR TDD Configuration
- a. Power Configuration: TxAGC is set such that the DUT operates at max power.
 - b. Radio Configuration: DFT-s-OFDM, 16QAM, 1RB, 50% RB Offset
 - c. Due to equipment limitations, the worst-case ABM1 from LTE OTT VoIP was combined with NR ABM2 measurements to obtain SNNR values for each NR radio configuration. Additionally, Frequency response measurements were not possible due to equipment limitations.
 - d. The worst-case band and bandwidth combination for each probe orientation is additionally tested on the low and high channels for those combinations. NR n41 at 80MHz is the worst-case for the Axial and Radial probe orientation.
9. WIFI Configuration:
- a. Radio Configuration
 - i. IEEE 802.11b: DSSS, 2Mbps
 - ii. IEEE 802.11g/a: BPSK, 6Mbps
 - iii. IEEE 802.11n/ac 20MHz: BPSK, MCS 0
 - iv. IEEE 802.11ax SU 20MHz: BPSK, MCS 0
 - v. IEEE 802.11n/ac 40MHz: BPSK, MCS 0
 - vi. IEEE 802.11ax SU 40MHz: BPSK, MCS 0
 - b. RU Index
 - i. IEEE 802.11ax RU 20MHz: 40
 - ii. IEEE 802.11ax RU 40MHz: 62
 - c. The worst-case standard for 2.4GHz WIFI in each probe orientation is additionally tested on the low and high channels. IEEE 802.11ax RU is the worst-case for the Axial and Radial probe orientation.
 - d. The worst-case standard for 5GHz WIFI in each probe orientation is additionally tested on higher U-NII bands as well as applicable low and high channels. IEEE 802.11ax RU at 40MHz (U-NII 2A) is the worst-case for the Axial probe orientation. IEEE 802.11ax RU at 20MHz (U-NII 1) is the worst-case for the Radial probe orientation.

FCC ID: ZNFV600TM		HAC (T-COIL) TEST REPORT		Approved by: Quality Manager
Filename: 1M1911250198-15-R1.ZNF	Test Dates: 12/02/2019 - 01/17/2020	DUT Type: Portable Handset		Page 46 of 105

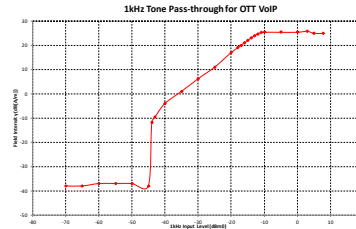
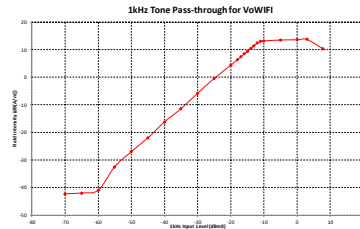
III. 1 kHz Vocoder Application Check





This model was verified to be within the linear region for ABM1 measurements at -18 dBm0 for CDMA. This measurement was taken in the axial configuration above the maximum location.



This model was verified to be within the linear region for ABM1 measurements at -16 dBm0 for GSM, UMTS, and VoLTE over IMS. This measurement was taken in the axial configuration above the maximum location.



This model was verified to be within the linear region for ABM1 measurements at -20 dBm0 for VoWiFi over IMS and OTT VoIP. This measurement was taken in the axial configuration above the maximum location.

FCC ID: ZNFV600TM		HAC (T-COIL) TEST REPORT		Approved by: Quality Manager
Filename: 1M1911250198-15-R1.ZNF	Test Dates: 12/02/2019 - 01/17/2020	DUT Type: Portable Handset		Page 47 of 105

© 2020 PCTEST

REV 3.4.M

12/24/2019

© 2020 PCTEST All rights reserved. Unless otherwise specified, no part of this report may be reproduced or utilized in any part, form or by any means, electronic or mechanical, including photocopying and microfilm, without permission in writing from PCTEST. If you have any questions about this international copyright or have an enquiry about obtaining additional rights to this report or assembly of contents thereof, please contact INFO@PCTEST.COM.

IV. T-Coil Validation Test Results

Table 9-33
Helmholtz Coil (SN: 925) Validation Table of Results – 12/2/2019

Item	Target	Result	Verdict
Axial			
Magnetic Intensity, -10 dBA/m	$-10 \pm 0.5 \text{ dB}$	-10.377	PASS
Environmental Noise	< -58 dBA/m	-64.81	PASS
Frequency Response, from limits	$> 0 \text{ dB}$	0.80	PASS

Table 9-34
Helmholtz Coil (SN: 925) Validation Table of Results – 12/9/2019

Item	Target	Result	Verdict
Axial			
Magnetic Intensity, -10 dBA/m	$-10 \pm 0.5 \text{ dB}$	-10.242	PASS
Environmental Noise	< -58 dBA/m	-61.48	PASS
Frequency Response, from limits	$> 0 \text{ dB}$	0.80	PASS
Radial			
Magnetic Intensity, -10 dBA/m	$-10 \pm 0.5 \text{ dB}$	-10.386	PASS
Environmental Noise	< -58 dBA/m	-62.41	PASS
Frequency Response, from limits	$> 0 \text{ dB}$	0.80	PASS

Table 9-35
Helmholtz Coil (SN: 925) Validation Table of Results – 12/16/2019

Item	Target	Result	Verdict
Axial			
Magnetic Intensity, -10 dBA/m	$-10 \pm 0.5 \text{ dB}$	-10.311	PASS
Environmental Noise	< -58 dBA/m	-64.37	PASS
Frequency Response, from limits	$> 0 \text{ dB}$	0.70	PASS





FCC ID: ZNFV600TM		HAC (T-COIL) TEST REPORT		Approved by: Quality Manager
Filename: 1M1911250198-15-R1.ZNF	Test Dates: 12/02/2019 - 01/17/2020	DUT Type: Portable Handset		Page 48 of 105

Table 9-36
Helmholtz Coil (SN:925) Validation Table of Results – 12/30/2019

Item	Target	Result	Verdict
Radial			
Magnetic Intensity, -10 dBA/m	$-10 \pm 0.5 \text{ dB}$	-10.359	PASS
Environmental Noise	< -58 dBA/m	-62.97	PASS
Frequency Response, from limits	> 0 dB	0.80	PASS

Table 9-37
Helmholtz Coil (SN: SBI 1052) Validation Table of Results – 01/13/2020

Item	Target	Result	Verdict
Axial			
Magnetic Intensity, -10 dBA/m	$-10 \pm 0.5 \text{ dB}$	-9.885	PASS
Environmental Noise	< -58 dBA/m	-60.59	PASS
Frequency Response, from limits	> 0 dB	0.70	PASS
Radial			
Magnetic Intensity, -10 dBA/m	$-10 \pm 0.5 \text{ dB}$	-10.085	PASS
Environmental Noise	< -58 dBA/m	-61.11	PASS
Frequency Response, from limits	> 0 dB	0.80	PASS

FCC ID: ZNFV600TM		HAC (T-COIL) TEST REPORT		Approved by: Quality Manager
Filename: 1M1911250198-15-R1.ZNF	Test Dates: 12/02/2019 - 01/17/2020	DUT Type: Portable Handset		Page 49 of 105

© 2020 PCTEST

REV 3.4.M

12/24/2019

© 2020 PCTEST All rights reserved. Unless otherwise specified, no part of this report may be reproduced or utilized in any part, form or by any means, electronic or mechanical, including photocopying and microfilm, without permission in writing from PCTEST. If you have any questions about this international copyright or have an enquiry about obtaining additional rights to this report or assembly of contents thereof, please contact INFO@PCTEST.COM.

V. ABM1 Magnetic Field Distribution Scan Overlays

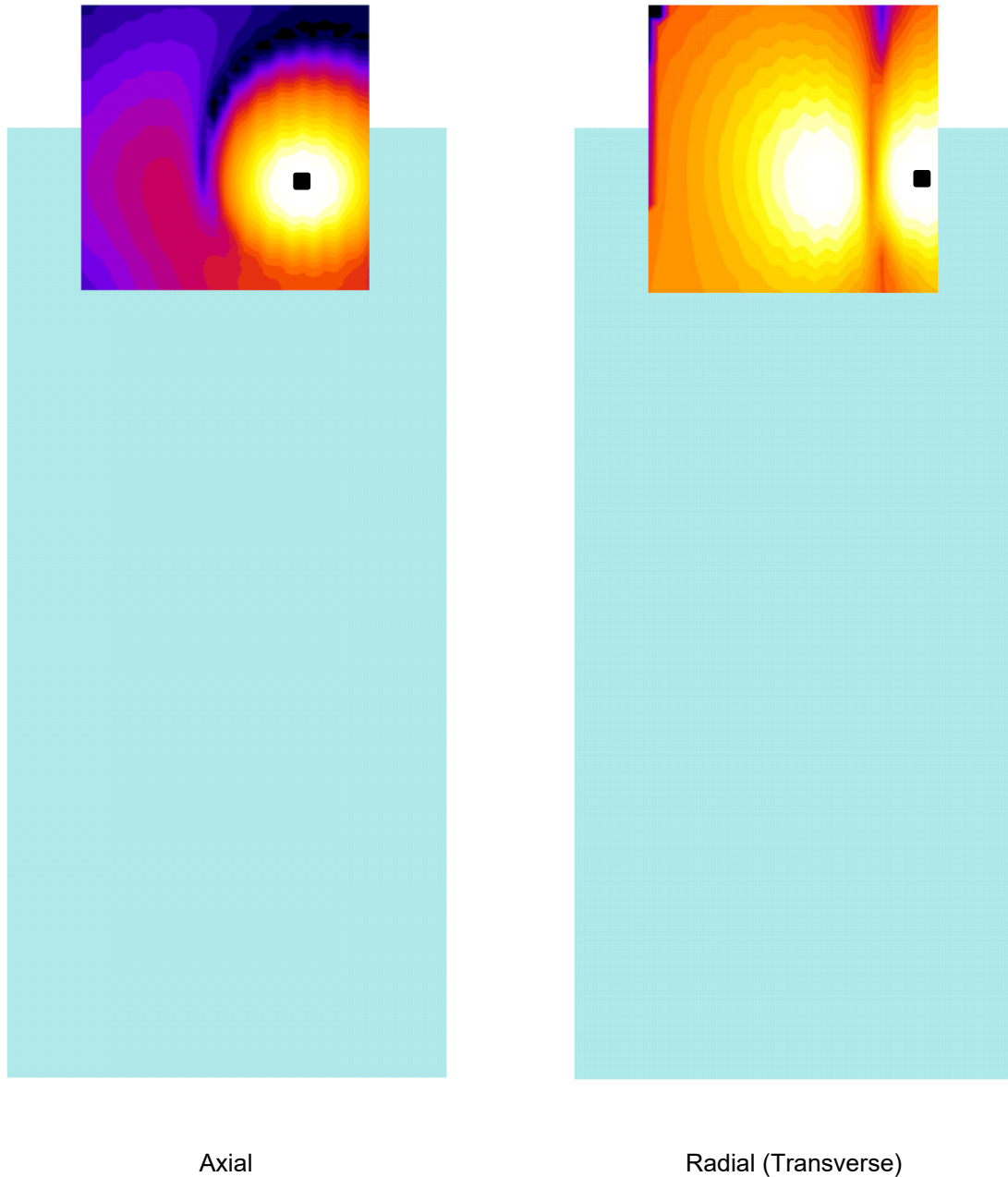




Figure 9-1
T-Coil Scan Overlay Magnetic Field Distributions

Notes:

1. Final measurement locations are indicated by a cursor on the contour plots.
2. See Test Setup Photographs for actual WD overlay.

FCC ID: ZNFV600TM		HAC (T-COIL) TEST REPORT		Approved by: Quality Manager
Filename: 1M1911250198-15-R1.ZNF	Test Dates: 12/02/2019 - 01/17/2020	DUT Type: Portable Handset	Page 50 of 105	

© 2020 PCTEST

REV 3.4.M
12/24/2019

© 2020 PCTEST All rights reserved. Unless otherwise specified, no part of this report may be reproduced or utilized in any part, form or by any means, electronic or mechanical, including photocopying and microfilm, without permission in writing from PCTEST. If you have any questions about this international copyright or have an enquiry about obtaining additional rights to this report or assembly of contents thereof, please contact INFO@PCTEST.COM.

10. MEASUREMENT UNCERTAINTY



Table 10-1
Uncertainty Estimation Table

Contribution	Data +/- %	Data +/- dB	Data Type	Probability distribution	Divisor	Standard uncertainty	Standard Uncertainty (dB)
ABM Noise	7.0%	0.29	Std. Dev.	Normal k=1	1.00	7.0%	
RF Reflections	4.7%	0.20	Specification	Rectangular	1.73	2.7%	
Reference Signal Level	12.2%	0.50	Specification	Rectangular	1.73	7.0%	
Positioning Accuracy	10.0%	0.41	Uncertainty	Rectangular	1.73	5.8%	
Probe Coil Sensitivity	12.2%	0.50	Specification	Rectangular	1.73	7.0%	
Probe Linearity	2.4%	0.10	Std. Dev.	Normal k=1	1.00	2.4%	
Cable Loss	2.8%	0.12	Specification	Rectangular	1.73	1.6%	
Frequency Analyzer	5.0%	0.21	Specification	Rectangular	1.73	2.9%	
System Repeatability	5.0%	0.21	Std. Dev.	Normal k=1	1.00	5.0%	
WD Repeatability	9.0%	0.37	Std. Dev.	Normal k=1	1.00	9.0%	
Positioner Accuracy	1.0%	0.04	Specification	Rectangular	1.73	0.6%	
Combined standard uncertainty, uc (k=1)						17.7%	0.71
Expanded uncertainty (k=2), 95% confidence level						35.3%	1.31

Notes:

1. Test equipments are calibrated according to techniques outlined in NIS81, NIS3003 and NIST Tech Note 1297.
2. All equipments have traceability according to NIST. Measurement Uncertainties are defined in further detail in NIS 81 and NIST Tech Note 1297 and UKAS M3003.



Measurement uncertainty reflects the quality and accuracy of a measured result as compared to the true value. Such statements are generally required when stating results of measurements so that it is clear to the intended audience that the results may differ when reproduced by different facilities. Measurement results vary due to the measurement uncertainty of the instrumentation, measurement technique, and test engineer. Most uncertainties are calculated using the tolerances of the instrumentation used in the measurement, the measurement setup variability, and the technique used in performing the test. While not generally included, the variability of the equipment under test also figures into the overall measurement uncertainty. Another component of the overall uncertainty is based on the variability of repeated measurements (so-called Type A uncertainty). This may mean that the Hearing Aid compatibility tests may have to be repeated by taking down the test setup and resetting it up so that there are a statistically significant number of repeat measurements to identify the measurement uncertainty. By combining the repeat measurement results with that of the instrumentation chain using the technique contained in NIS 81 and NIS 3003, the overall measurement uncertainty was estimated.

FCC ID: ZNFV600TM		HAC (T-COIL) TEST REPORT		Approved by: Quality Manager
Filename: 1M1911250198-15-R1.ZNF	Test Dates: 12/02/2019 - 01/17/2020	DUT Type: Portable Handset		Page 51 of 105

11. EQUIPMENT LIST

**Table 11-1
Equipment List**

Manufacturer	Model	Description	Cal Date	Cal Interval	Cal Due	Serial Number
Control Company	4040	Temperature / Humidity Monitor	2/28/2018	Biennial	2/28/2020	150761911
Dell	Latitude E6540	SoundCheck Acoustic Analyzer Laptop	9/6/2018	Biennial	9/6/2020	2655082910
Dell	Latitude E6540	SoundCheck Acoustic Analyzer Laptop	4/24/2019	Biennial	4/24/2021	7BFNM32
Listen	SoundConnect	Microphone Power Supply	9/6/2018	Biennial	9/6/2020	0899-PS150
Listen	SoundConnect	Microphone Power Supply	4/22/2019	Biennial	4/22/2021	PS2612
RME	Fireface UC	Soundcheck Acoustic Analyzer External Audio Interface	9/6/2018	Biennial	9/6/2020	23792992
RME	Fireface UC	Soundcheck Acoustic Analyzer External Audio Interface	4/24/2019	Biennial	4/24/2021	23528889
Rohde & Schwarz	CMW500	Wideband Radio Communication Tester	1/30/2019	Annual	1/30/2020	162125
Rohde & Schwarz	CMW500	Radio Communication tester	5/17/2019	Annual	5/17/2020	128635
Rohde & Schwarz	CMW500	Wideband Radio Communication Tester	6/6/2019	Annual	6/6/2020	161662
Rohde & Schwarz	CMW500	Radio Communication tester	8/14/2019	Annual	8/14/2020	140144
Seekonk	NC-100	Torque Wrench (8" lb)	5/10/2018	Biennial	5/10/2020	21053
TEM	Axial T-Coil Probe	Axial T-Coil Probe	9/19/2018	Biennial	9/19/2020	TEM-1123
TEM	Axial T-Coil Probe	Axial T-Coil Probe	5/17/2019	Biennial	5/17/2021	TEM-1124
TEM	Radial T-Coil Probe	Radial T-Coil Probe	9/19/2018	Biennial	9/19/2020	TEM-1129
TEM	Radial T-Coil Probe	Radial T-Coil Probe	5/17/2019	Biennial	5/17/2021	TEM-1130
TEM	Helmholtz Coil	Helmholtz Coil	10/10/2018	Biennial	10/10/2020	SBI 1052
TEM	C63.19	Helmholtz Coil	5/20/2019	Biennial	5/20/2021	925
TEM		HAC System Controller with Software	N/A		N/A	N/A
TEM		HAC Positioner	N/A		N/A	N/A

FCC ID: ZNFV600TM		HAC (T-COIL) TEST REPORT		Approved by: Quality Manager
Filename: 1M1911250198-15-R1.ZNF	Test Dates: 12/02/2019 - 01/17/2020	DUT Type: Portable Handset		Page 52 of 105



© 2020 PCTEST

REV 3.4.M

12/24/2019

© 2020 PCTEST All rights reserved. Unless otherwise specified, no part of this report may be reproduced or utilized in any part, form or by any means, electronic or mechanical, including photocopying and microfilm, without permission in writing from PCTEST. If you have any questions about this international copyright or have an enquiry about obtaining additional rights to this report or assembly of contents thereof, please contact INFO@PCTEST.COM.

12. TEST DATA

FCC ID: ZNFV600TM		HAC (T-COIL) TEST REPORT		Approved by: Quality Manager
Filename: 1M1911250198-15-R1.ZNF	Test Dates: 12/02/2019 - 01/17/2020	DUT Type: Portable Handset	Page 53 of 105	

© 2020 PCTEST

REV 3.4.M

12/24/2019

© 2020 PCTEST All rights reserved. Unless otherwise specified, no part of this report may be reproduced or utilized in any part, form or by any means, electronic or mechanical, including photocopying and microfilm, without permission in writing from PCTEST. If you have any questions about this international copyright or have an enquiry about obtaining additional rights to this report or assembly of contents thereof, please contact INFO@PCTEST.COM.



PCTEST Hearing-Aid Compatibility Facility

DUT: HH Coil – SN: 925

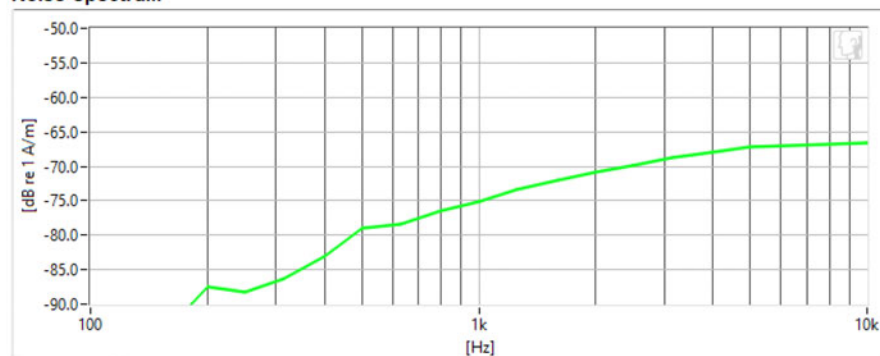
Type: HH Coil
Serial: 925

Measurement Standard: ANSI C63.19-2011

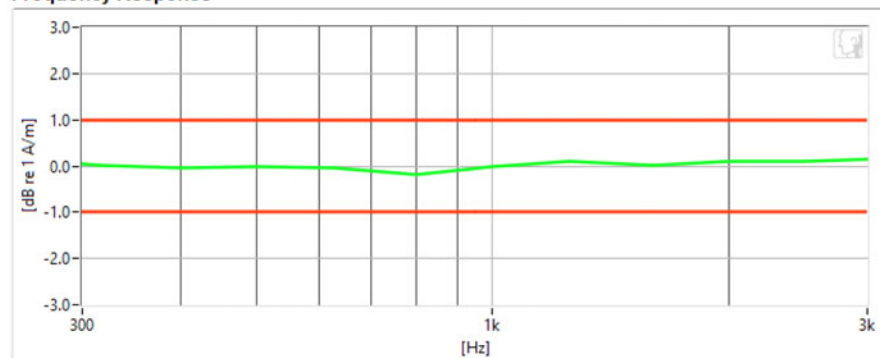
Equipment:

- Probe: Axial T-Coil Probe – SN: TEM-1124; Calibrated: 05/17/2019
- Helmholtz Coil – SN: 925; Calibrated: 05/20/2019

Noise Spectrum



Frequency Response



Results

Verification 1kHz Intensity	-10.377 dB	✓	Max/Min	-9.5/-10.5
Verification ABM2	-64.81 dB	✓	Maximum	-58.0
Frequency Response Margin	800m dB	✓	Tolerance curves	Aligned Data

PCTEST 2019

FCC ID: ZNFV600TM		HAC (T-COIL) TEST REPORT		Approved by: Quality Manager
Filename: 1M1911250198-15-R1.ZNF	Test Dates: 12/02/2019 - 01/17/2020	DUT Type: Portable Handset		Page 54 of 105

© 2020 PCTEST

REV 3.4.M

12/24/2019

© 2020 PCTEST All rights reserved. Unless otherwise specified, no part of this report may be reproduced or utilized in any part, form or by any means, electronic or mechanical, including photocopying and microfilm, without permission in writing from PCTEST. If you have any questions about this international copyright or have an enquiry about obtaining additional rights to this report or assembly of contents thereof, please contact INFO@PCTEST.COM.



PCTEST Hearing-Aid Compatibility Facility

DUT: HH Coil – SN: 925

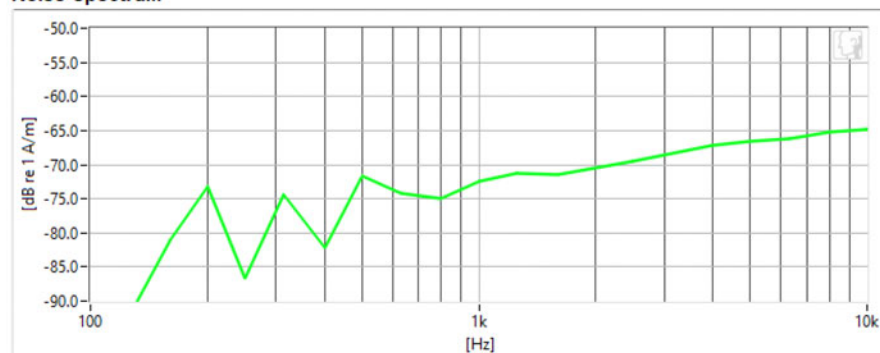
Type: HH Coil
Serial: 925

Measurement Standard: ANSI C63.19-2011

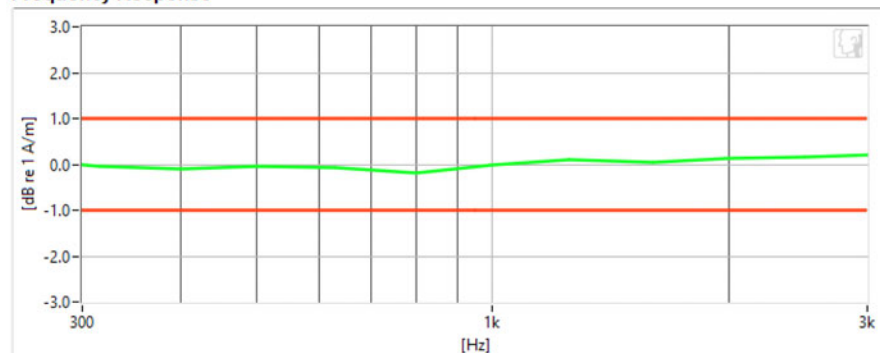
Equipment:

- Probe: Axial T-Coil Probe – SN: TEM-1124; Calibrated: 05/17/2019
- Helmholtz Coil – SN: 925; Calibrated: 05/20/2019

Noise Spectrum



Frequency Response



Results

Verification 1kHz Intensity	-10.242 dB	✓	Max/Min	-9.5/-10.5
Verification ABM2	-61.48 dB	✓	Maximum	-58.0
Frequency Response Margin	800m dB	✓	Tolerance curves	Aligned Data

PCTEST 2019

FCC ID: ZNFV600TM		HAC (T-COIL) TEST REPORT		Approved by: Quality Manager
Filename: 1M1911250198-15-R1.ZNF	Test Dates: 12/02/2019 - 01/17/2020	DUT Type: Portable Handset		Page 55 of 105

© 2020 PCTEST

REV 3.4.M

12/24/2019

© 2020 PCTEST All rights reserved. Unless otherwise specified, no part of this report may be reproduced or utilized in any part, form or by any means, electronic or mechanical, including photocopying and microfilm, without permission in writing from PCTEST. If you have any questions about this international copyright or have an enquiry about obtaining additional rights to this report or assembly of contents thereof, please contact INFO@PCTEST.COM.



PCTEST Hearing-Aid Compatibility Facility

DUT: HH Coil – SN: 925

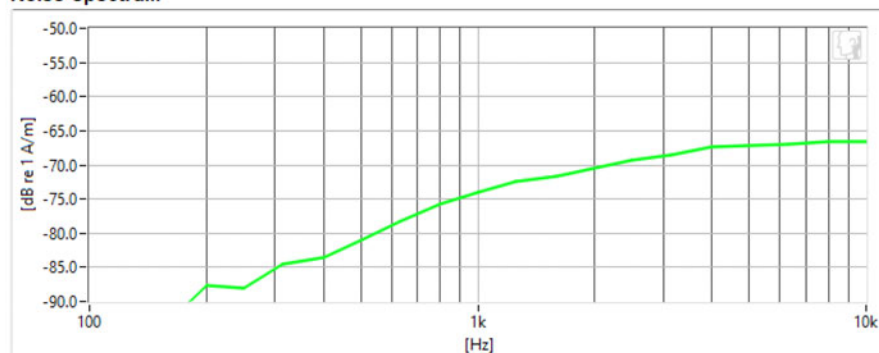
Type: HH Coil
Serial: 925

Measurement Standard: ANSI C63.19-2011

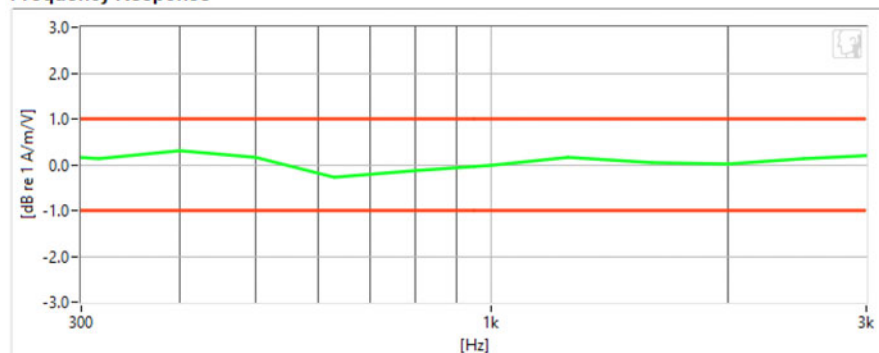
Equipment:

- Probe: Axial T-Coil Probe – SN: TEM-1124; Calibrated: 05/17/2019
- Helmholtz Coil – SN: 925; Calibrated: 05/20/2019

Noise Spectrum



Frequency Response



Results

Verification 1kHz Intensity	-10.311 dB	✓	Max/Min	-9.5/-10.5
Verification ABM2	-64.37 dB	✓	Maximum	-58.0
Frequency Response Margin	700m dB	✓	Tolerance curves	Aligned Data

PCTEST 2019

FCC ID: ZNFV600TM		HAC (T-COIL) TEST REPORT		Approved by: Quality Manager
Filename: 1M1911250198-15-R1.ZNF	Test Dates: 12/02/2019 - 01/17/2020	DUT Type: Portable Handset		Page 56 of 105

© 2020 PCTEST

REV 3.4.M

12/24/2019

© 2020 PCTEST All rights reserved. Unless otherwise specified, no part of this report may be reproduced or utilized in any part, form or by any means, electronic or mechanical, including photocopying and microfilm, without permission in writing from PCTEST. If you have any questions about this international copyright or have an enquiry about obtaining additional rights to this report or assembly of contents thereof, please contact INFO@PCTEST.COM.



PCTEST Hearing-Aid Compatibility Facility

DUT: HH Coil – SN: SBI 1052

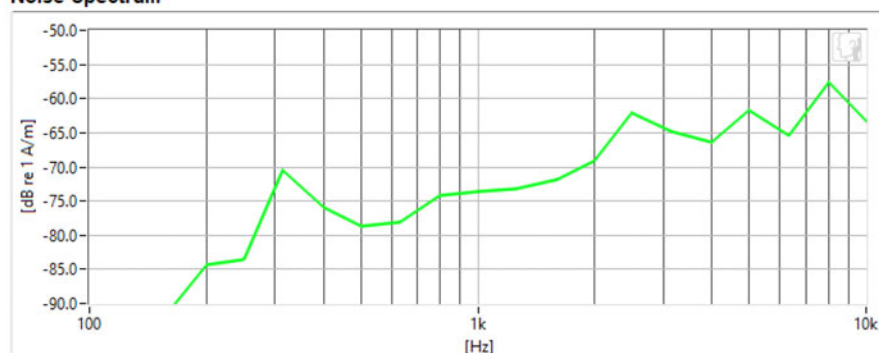
Type: HH Coil
Serial: SBI 1052

Measurement Standard: ANSI C63.19-2011

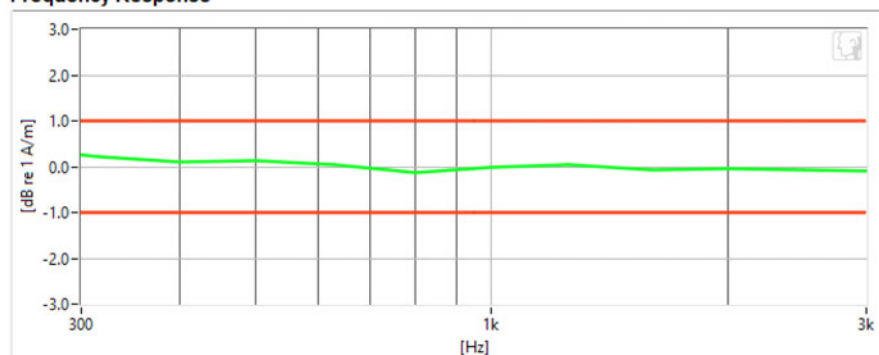
Equipment:

- Probe: Axial T-Coil Probe – SN: TEM-1123; Calibrated: 09/19/2018
- Helmholtz Coil – SN: SBI 1052; Calibrated: 10/10/2018

Noise Spectrum



Frequency Response



Results

Verification 1kHz Intensity	-9.885 dB	✓	Max/Min	-9.5/-10.5
Verification ABM2	-60.59 dB	✓	Maximum	-58.0
Frequency Response Margin	700m dB	✓	Tolerance curves	Aligned Data

PCTEST 2020

FCC ID: ZNFV600TM		HAC (T-COIL) TEST REPORT		Approved by: Quality Manager
Filename: 1M1911250198-15-R1.ZNF	Test Dates: 12/02/2019 - 01/17/2020	DUT Type: Portable Handset		Page 57 of 105

© 2020 PCTEST

REV 3.4.M

12/24/2019

© 2020 PCTEST All rights reserved. Unless otherwise specified, no part of this report may be reproduced or utilized in any part, form or by any means, electronic or mechanical, including photocopying and microfilm, without permission in writing from PCTEST. If you have any questions about this international copyright or have an enquiry about obtaining additional rights to this report or assembly of contents thereof, please contact INFO@PCTEST.COM.



PCTEST Hearing-Aid Compatibility Facility

DUT: HH Coil – SN: 925

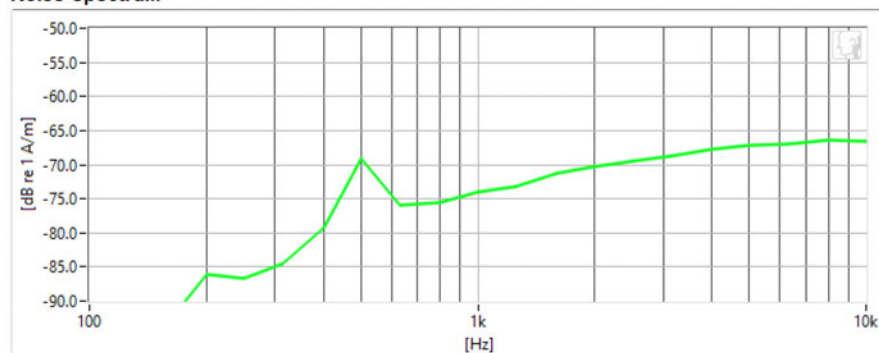
Type: HH Coil
Serial: 925

Measurement Standard: ANSI C63.19-2011

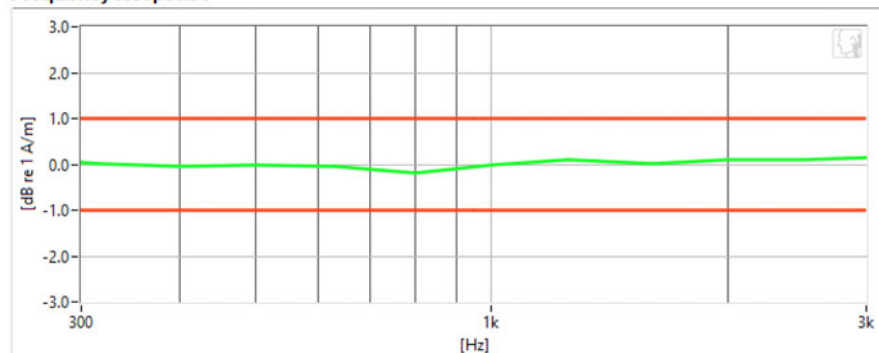
Equipment:

- Probe: Radial T-Coil Probe – SN: TEM-1130; Calibrated: 05/17/2019
- Helmholtz Coil – SN: 925; Calibrated: 05/20/2019

Noise Spectrum



Frequency Response



Results

Verification 1kHz Intensity	-10.386 dB	✓	Max/Min	-9.5/-10.5
Verification ABM2	-62.41 dB	✓	Maximum	-58.0
Frequency Response Margin	800m dB	✓	Tolerance curves	Aligned Data

PCTEST 2019

FCC ID: ZNFV600TM		HAC (T-COIL) TEST REPORT		Approved by: Quality Manager
Filename: 1M1911250198-15-R1.ZNF	Test Dates: 12/02/2019 - 01/17/2020	DUT Type: Portable Handset		Page 58 of 105

© 2020 PCTEST

REV 3.4.M

12/24/2019

© 2020 PCTEST All rights reserved. Unless otherwise specified, no part of this report may be reproduced or utilized in any part, form or by any means, electronic or mechanical, including photocopying and microfilm, without permission in writing from PCTEST. If you have any questions about this international copyright or have an enquiry about obtaining additional rights to this report or assembly of contents thereof, please contact INFO@PCTEST.COM.



PCTEST Hearing-Aid Compatibility Facility

DUT: HH Coil – SN: 925

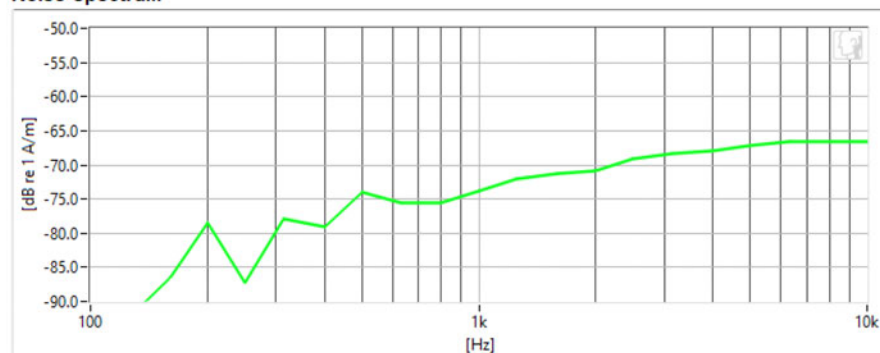
Type: HH Coil
Serial: 925

Measurement Standard: ANSI C63.19-2011

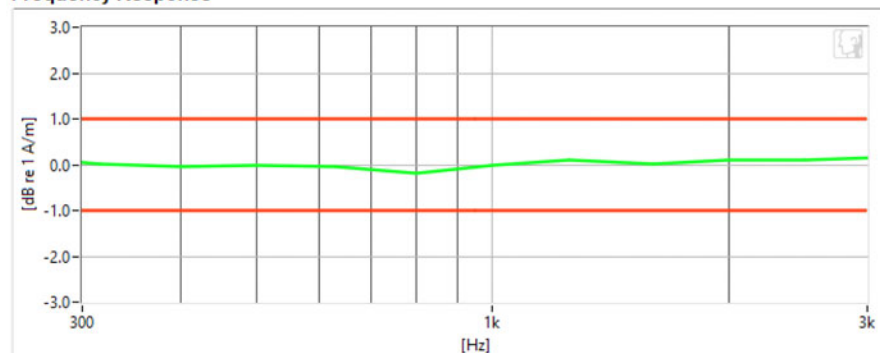
Equipment:

- Probe: Radial T-Coil Probe – SN: TEM-1130; Calibrated: 05/17/2019
- Helmholtz Coil – SN: 925; Calibrated: 05/20/2019

Noise Spectrum



Frequency Response



Results

Verification 1kHz Intensity	-10.359 dB	✓	Max/Min	-9.5/-10.5
Verification ABM2	-62.97 dB	✓	Maximum	-58.0
Frequency Response Margin	800m dB	✓	Tolerance curves	Aligned Data

PCTEST 2019

FCC ID: ZNFV600TM		HAC (T-COIL) TEST REPORT		Approved by: Quality Manager
Filename: 1M1911250198-15-R1.ZNF	Test Dates: 12/02/2019 - 01/17/2020	DUT Type: Portable Handset		Page 59 of 105

© 2020 PCTEST

REV 3.4.M

12/24/2019

© 2020 PCTEST All rights reserved. Unless otherwise specified, no part of this report may be reproduced or utilized in any part, form or by any means, electronic or mechanical, including photocopying and microfilm, without permission in writing from PCTEST. If you have any questions about this international copyright or have an enquiry about obtaining additional rights to this report or assembly of contents thereof, please contact INFO@PCTEST.COM.



PCTEST Hearing-Aid Compatibility Facility

DUT: HH Coil – SN: SBI 1052

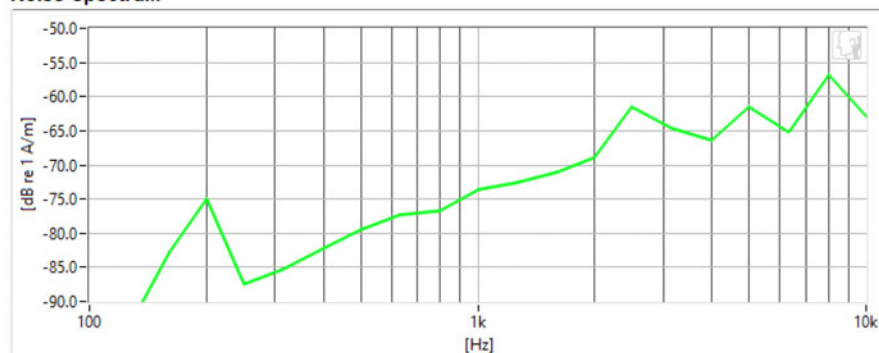
Type: HH Coil
Serial: SBI 1052

Measurement Standard: ANSI C63.19-2011

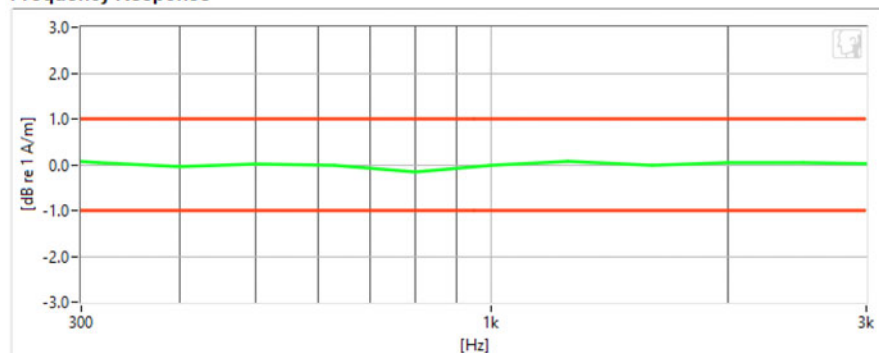
Equipment:

- Probe: Radial T-Coil Probe – SN: TEM-1129; Calibrated: 09/19/2018
- Helmholtz Coil – SN: SBI 1052; Calibrated: 10/10/2018

Noise Spectrum



Frequency Response



Results

Verification 1kHz Intensity	-10.085 dB	✓	Max/Min	-9.5/-10.5
Verification ABM2	-61.11 dB	✓	Maximum	-58.0
Frequency Response Margin	800m dB	✓	Tolerance curves	Aligned Data

PCTEST 2020

FCC ID: ZNFV600TM		HAC (T-COIL) TEST REPORT		Approved by: Quality Manager
Filename: 1M1911250198-15-R1.ZNF	Test Dates: 12/02/2019 - 01/17/2020	DUT Type: Portable Handset		Page 60 of 105

© 2020 PCTEST

REV 3.4.M

12/24/2019

© 2020 PCTEST All rights reserved. Unless otherwise specified, no part of this report may be reproduced or utilized in any part, form or by any means, electronic or mechanical, including photocopying and microfilm, without permission in writing from PCTEST. If you have any questions about this international copyright or have an enquiry about obtaining additional rights to this report or assembly of contents thereof, please contact INFO@PCTEST.COM.



PCTEST Hearing-Aid Compatibility Facility

DUT: ZNFV600TM

Type: Portable Handset

Serial: 03150

Measurement Standard: ANSI C63.19-2011

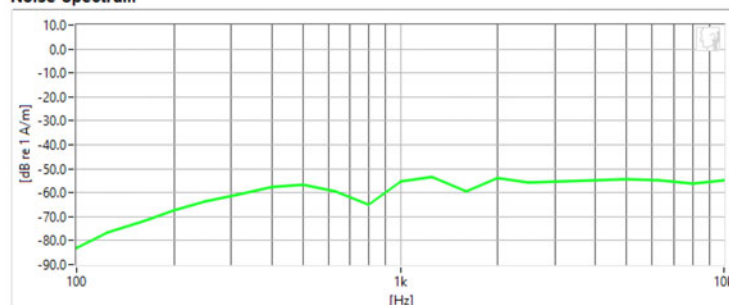
Equipment:

- Probe: Axial T-Coil Probe – SN: TEM-1124; Calibrated: 05/17/2019

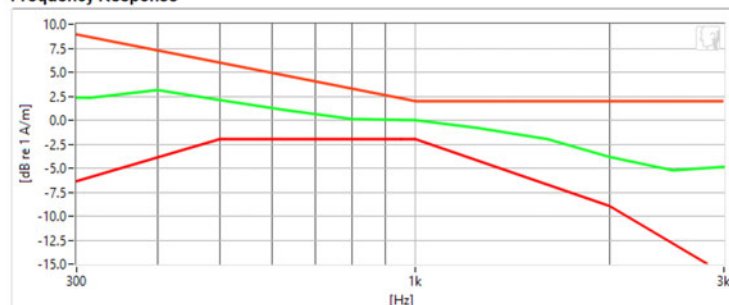
Test Configuration:

- Mode: Secondary Cellular CDMA
- Channel: 684
- Speech Signal: ITU-T P.50 Artificial Voice

Noise Spectrum



Frequency Response



Results

ABM1	15.84 dB	✓	Minimum	-18.0
ABM2	-46.44 dB	✓	Maximum	0
SNNR	62.29 dB	✓	Minimum	20
Aligned Response - P.50	2 dB	✓	Tolerance curves	Aligned Data

PCTEST 2019

FCC ID: ZNFV600TM		HAC (T-COIL) TEST REPORT		Approved by: Quality Manager
Filename: 1M1911250198-15-R1.ZNF	Test Dates: 12/02/2019 - 01/17/2020	DUT Type: Portable Handset		Page 61 of 105

© 2020 PCTEST

REV 3.4.M

12/24/2019

© 2020 PCTEST All rights reserved. Unless otherwise specified, no part of this report may be reproduced or utilized in any part, form or by any means, electronic or mechanical, including photocopying and microfilm, without permission in writing from PCTEST. If you have any questions about this international copyright or have an enquiry about obtaining additional rights to this report or assembly of contents thereof, please contact INFO@PCTEST.COM.



PCTEST Hearing-Aid Compatibility Facility

DUT: ZNFV600TM

Type: Portable Handset

Serial: 03150

Measurement Standard: ANSI C63.19-2011

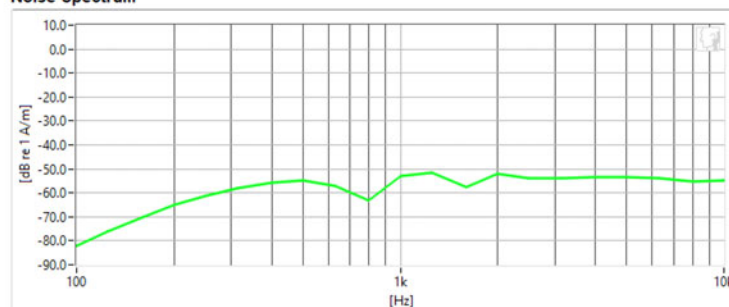
Equipment:

- Probe: Axial T-Coil Probe – SN: TEM-1124; Calibrated: 05/17/2019

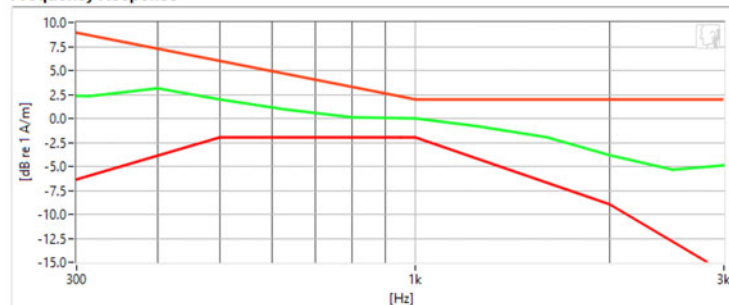
Test Configuration:

- Mode: Cellular CDMA
- Channel: 777
- Speech Signal: ITU-T P.50 Artificial Voice

Noise Spectrum



Frequency Response



Results

ABM1	16.19 dB	✓	Minimum	-18.0
ABM2	-44.5 dB	✓	Maximum	0.0
SNNR	60.68 dB	✓	Minimum	20.0
Aligned Response - P.50	2 dB	✓	Tolerance curves	Aligned Data

PCTEST 2019

FCC ID: ZNFV600TM		HAC (T-COIL) TEST REPORT		Approved by: Quality Manager
Filename: 1M1911250198-15-R1.ZNF	Test Dates: 12/02/2019 - 01/17/2020	DUT Type: Portable Handset		Page 62 of 105

© 2020 PCTEST

REV 3.4.M

12/24/2019

© 2020 PCTEST All rights reserved. Unless otherwise specified, no part of this report may be reproduced or utilized in any part, form or by any means, electronic or mechanical, including photocopying and microfilm, without permission in writing from PCTEST. If you have any questions about this international copyright or have an enquiry about obtaining additional rights to this report or assembly of contents thereof, please contact INFO@PCTEST.COM.



PCTEST Hearing-Aid Compatibility Facility

DUT: ZNFV600TM

Type: Portable Handset
Serial: 03150

Measurement Standard: ANSI C63.19-2011

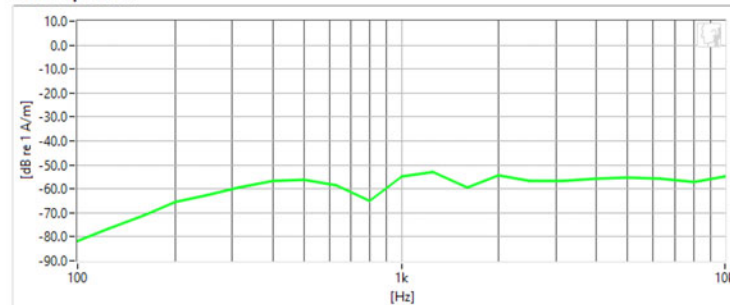
Equipment:

- Probe: Axial T-Coil Probe – SN: TEM-1124; Calibrated: 05/17/2019

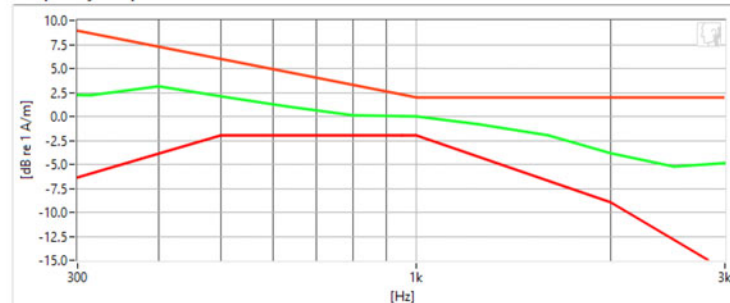
Test Configuration:

- Mode: PCS CDMA
- Channel: 25
- Speech Signal: ITU-T P.50 Artificial Voice

Noise Spectrum



Frequency Response



Results

ABM1	16.19 dB	✓	Minimum	-18.0
ABM2	-45.97 dB	✓	Maximum	0.0
SNNR	62.15 dB	✓	Minimum	20.0
Aligned Response - P.50	2 dB	✓	Tolerance curves	Aligned Data

PCTEST 2019

FCC ID: ZNFV600TM		HAC (T-COIL) TEST REPORT		Approved by: Quality Manager
Filename: 1M1911250198-15-R1.ZNF	Test Dates: 12/02/2019 - 01/17/2020	DUT Type: Portable Handset		Page 63 of 105

© 2020 PCTEST

REV 3.4.M

12/24/2019

© 2020 PCTEST All rights reserved. Unless otherwise specified, no part of this report may be reproduced or utilized in any part, form or by any means, electronic or mechanical, including photocopying and microfilm, without permission in writing from PCTEST. If you have any questions about this international copyright or have an enquiry about obtaining additional rights to this report or assembly of contents thereof, please contact INFO@PCTEST.COM.



PCTEST Hearing-Aid Compatibility Facility

DUT: ZNFV600TM

Type: Portable Handset
Serial: 03150

Measurement Standard: ANSI C63.19-2011

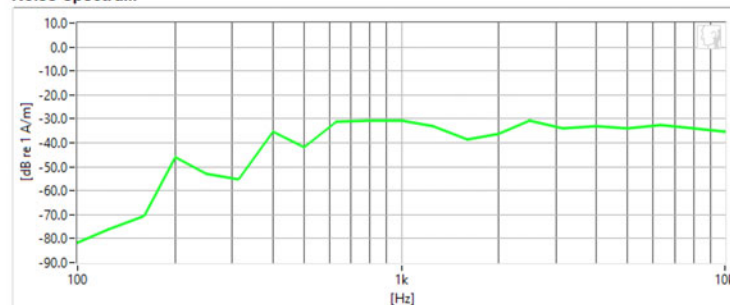
Equipment:

- Probe: Axial T-Coil Probe – SN: TEM-1124; Calibrated: 05/17/2019

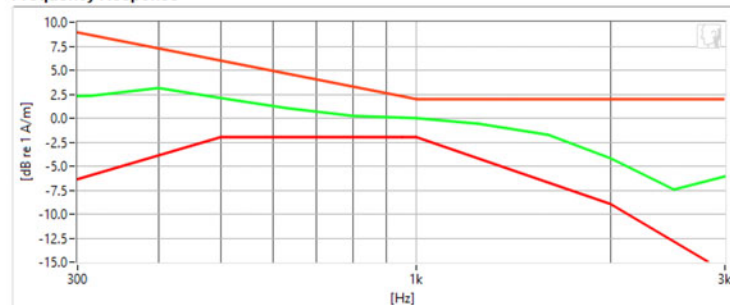
Test Configuration:

- Mode: GSM 850
- Channel: 128
- Speech Signal: ITU-T P.50 Artificial Voice

Noise Spectrum



Frequency Response



Results

ABM1	15.49 dB	✓	Minimum	-18.0
ABM2	-23.39 dB	✓	Maximum	0.0
SNNR	38.87 dB	✓	Minimum	20.0
Aligned Response - P.50	2 dB	✓	Tolerance curves	Aligned Data

PCTEST 2019

FCC ID: ZNFV600TM		HAC (T-COIL) TEST REPORT		Approved by: Quality Manager
Filename: 1M1911250198-15-R1.ZNF	Test Dates: 12/02/2019 - 01/17/2020	DUT Type: Portable Handset		Page 64 of 105

© 2020 PCTEST

REV 3.4.M

12/24/2019

© 2020 PCTEST All rights reserved. Unless otherwise specified, no part of this report may be reproduced or utilized in any part, form or by any means, electronic or mechanical, including photocopying and microfilm, without permission in writing from PCTEST. If you have any questions about this international copyright or have an enquiry about obtaining additional rights to this report or assembly of contents thereof, please contact INFO@PCTEST.COM.



PCTEST Hearing-Aid Compatibility Facility

DUT: ZNFV600TM

Type: Portable Handset
Serial: 03150

Measurement Standard: ANSI C63.19-2011

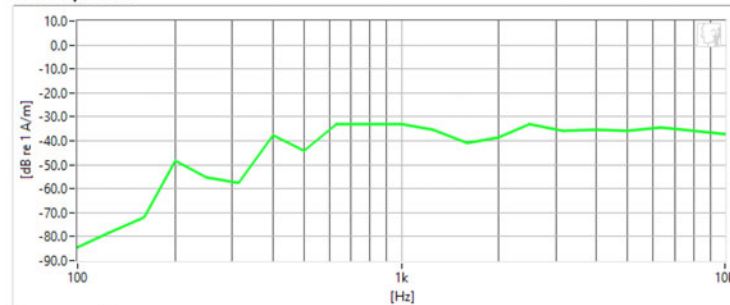
Equipment:

- Probe: Axial T-Coil Probe – SN: TEM-1124; Calibrated: 05/17/2019

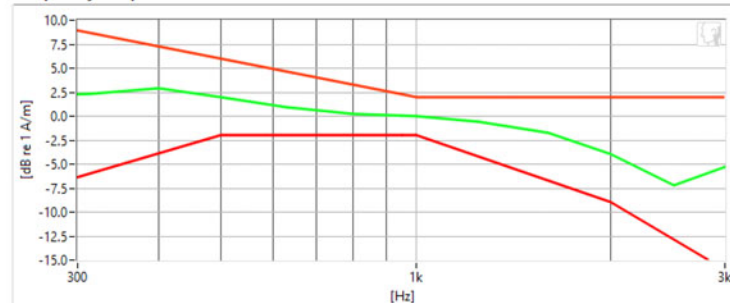
Test Configuration:

- Mode: GSM 1900
- Channel: 810
- Speech Signal: ITU-T P.50 Artificial Voice

Noise Spectrum



Frequency Response



Results

ABM1	15.49 dB	✓	Minimum	-18.0
ABM2	-25.5 dB	✓	Maximum	0
SNNR	40.99 dB	✓	Minimum	20
Aligned Response - P.50	2 dB	✓	Tolerance curves	Aligned Data

PCTEST 2019

FCC ID: ZNFV600TM		HAC (T-COIL) TEST REPORT		Approved by: Quality Manager
Filename: 1M1911250198-15-R1.ZNF	Test Dates: 12/02/2019 - 01/17/2020	DUT Type: Portable Handset		Page 65 of 105

© 2020 PCTEST

REV 3.4.M

12/24/2019

© 2020 PCTEST All rights reserved. Unless otherwise specified, no part of this report may be reproduced or utilized in any part, form or by any means, electronic or mechanical, including photocopying and microfilm, without permission in writing from PCTEST. If you have any questions about this international copyright or have an enquiry about obtaining additional rights to this report or assembly of contents thereof, please contact INFO@PCTEST.COM.



PCTEST Hearing-Aid Compatibility Facility

DUT: ZNFV600TM

Type: Portable Handset
Serial: 03150

Measurement Standard: ANSI C63.19-2011

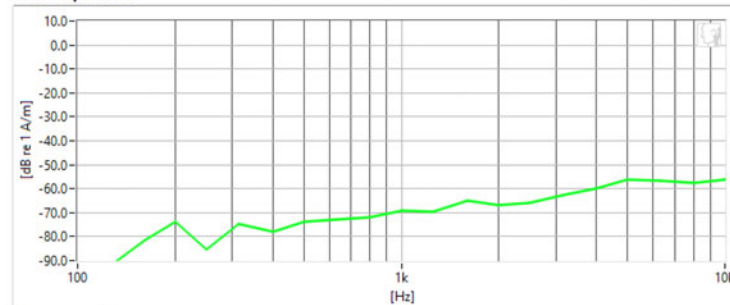
Equipment:

- Probe: Axial T-Coil Probe – SN: TEM-1124; Calibrated: 05/17/2019

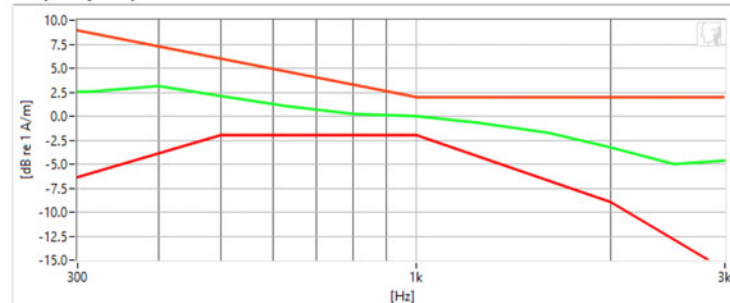
Test Configuration:

- Mode: UMTS Band V
- Channel: 4233
- Speech Signal: ITU-T P.50 Artificial Voice

Noise Spectrum



Frequency Response



Results

ABM1	14.95 dB	✓	Minimum	-18.0
ABM2	-58.1 dB	✓	Maximum	0
SNNR	73.05 dB	✓	Minimum	20
Aligned Response - P.50	2 dB	✓	Tolerance curves	Aligned Data

PCTEST 2019

FCC ID: ZNFV600TM		HAC (T-COIL) TEST REPORT		Approved by: Quality Manager
Filename: 1M1911250198-15-R1.ZNF	Test Dates: 12/02/2019 - 01/17/2020	DUT Type: Portable Handset		Page 66 of 105

© 2020 PCTEST

REV 3.4.M

12/24/2019

© 2020 PCTEST All rights reserved. Unless otherwise specified, no part of this report may be reproduced or utilized in any part, form or by any means, electronic or mechanical, including photocopying and microfilm, without permission in writing from PCTEST. If you have any questions about this international copyright or have an enquiry about obtaining additional rights to this report or assembly of contents thereof, please contact INFO@PCTEST.COM.



PCTEST Hearing-Aid Compatibility Facility

DUT: ZNFV600TM

Type: Portable Handset
Serial: 03150

Measurement Standard: ANSI C63.19-2011

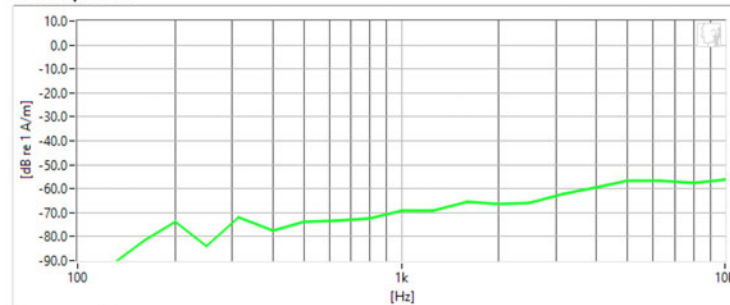
Equipment:

- Probe: Axial T-Coil Probe – SN: TEM-1124; Calibrated: 05/17/2019

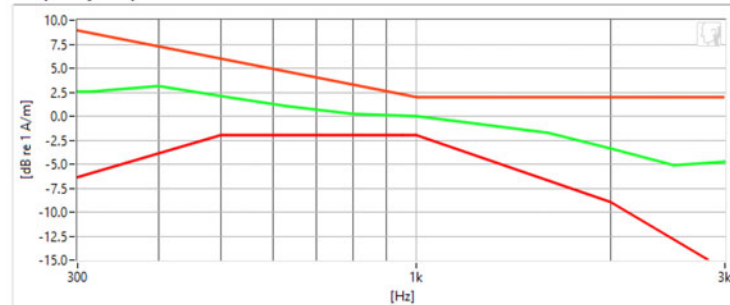
Test Configuration:

- Mode: UMTS Band IV
- Channel: 1513
- Speech Signal: ITU-T P.50 Artificial Voice

Noise Spectrum



Frequency Response



Results

ABM1	14.98 dB	✓	Minimum	-18.0
ABM2	-57.95 dB	✓	Maximum	0
SNNR	72.93 dB	✓	Minimum	20
Aligned Response - P.50	2 dB	✓	Tolerance curves	Aligned Data

PCTEST 2019

FCC ID: ZNFV600TM		HAC (T-COIL) TEST REPORT		Approved by: Quality Manager
Filename: 1M1911250198-15-R1.ZNF	Test Dates: 12/02/2019 - 01/17/2020	DUT Type: Portable Handset		Page 67 of 105

© 2020 PCTEST

REV 3.4.M

12/24/2019

© 2020 PCTEST All rights reserved. Unless otherwise specified, no part of this report may be reproduced or utilized in any part, form or by any means, electronic or mechanical, including photocopying and microfilm, without permission in writing from PCTEST. If you have any questions about this international copyright or have an enquiry about obtaining additional rights to this report or assembly of contents thereof, please contact INFO@PCTEST.COM.



PCTEST Hearing-Aid Compatibility Facility

DUT: ZNFV600TM

Type: Portable Handset

Serial: 03150

Measurement Standard: ANSI C63.19-2011

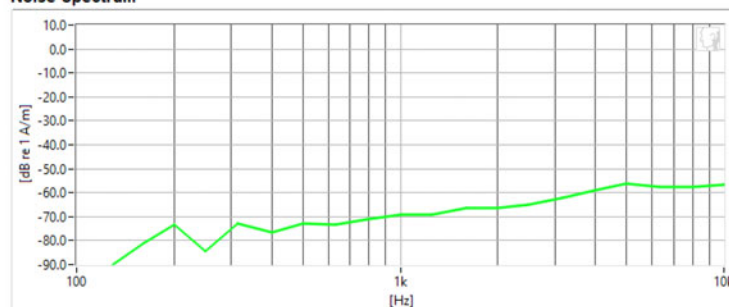
Equipment:

- Probe: Axial T-Coil Probe – SN: TEM-1124; Calibrated: 05/17/2019

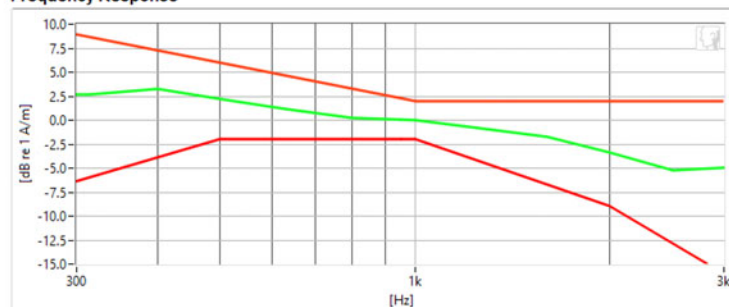
Test Configuration:

- Mode: UMTS Band II
- Channel: 9400
- Speech Signal: ITU-T P.50 Artificial Voice

Noise Spectrum



Frequency Response



Results

ABM1	14.89 dB	✓	Minimum	-18.0
ABM2	-57.88 dB	✓	Maximum	0
SNNR	72.76 dB	✓	Minimum	20
Aligned Response - P.50	2 dB	✓	Tolerance curves	Aligned Data

PCTEST 2019

FCC ID: ZNFV600TM		HAC (T-COIL) TEST REPORT		Approved by: Quality Manager
Filename: 1M1911250198-15-R1.ZNF	Test Dates: 12/02/2019 - 01/17/2020	DUT Type: Portable Handset		Page 68 of 105

© 2020 PCTEST

REV 3.4.M

12/24/2019

© 2020 PCTEST All rights reserved. Unless otherwise specified, no part of this report may be reproduced or utilized in any part, form or by any means, electronic or mechanical, including photocopying and microfilm, without permission in writing from PCTEST. If you have any questions about this international copyright or have an enquiry about obtaining additional rights to this report or assembly of contents thereof, please contact INFO@PCTEST.COM.



PCTEST Hearing-Aid Compatibility Facility

DUT: ZNFV600TM

Type: Portable Handset
Serial: 03150

Measurement Standard: ANSI C63.19-2011

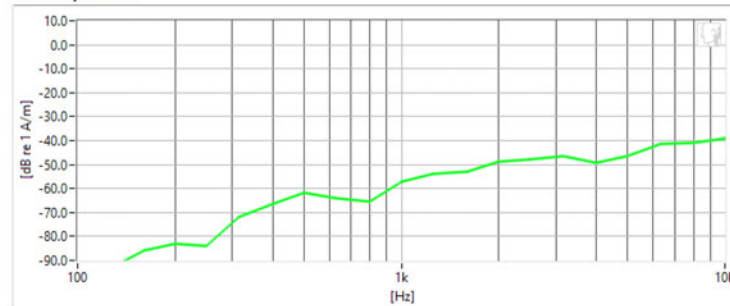
Equipment:

- Probe: Axial T-Coil Probe – SN: TEM-1124; Calibrated: 05/17/2019

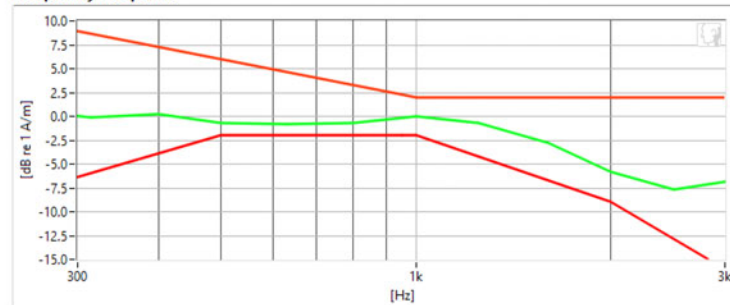
Test Configuration:

- Mode: LTE FDD Band 7
- Bandwidth: 20MHz
- Channel: 20850
- Speech Signal: ITU-T P.50 Artificial Voice

Noise Spectrum



Frequency Response



Results

ABM1	12.33 dB	✓	Minimum	-18.0
ABM2	-44.43 dB	✓	Maximum	0
SNNR	56.76 dB	✓	Minimum	20
Aligned Response - P.50	1.23 dB	✓	Tolerance curves	Aligned Data

PCTEST 2019

FCC ID: ZNFV600TM		HAC (T-COIL) TEST REPORT		Approved by: Quality Manager
Filename: 1M1911250198-15-R1.ZNF	Test Dates: 12/02/2019 - 01/17/2020	DUT Type: Portable Handset		Page 69 of 105

© 2020 PCTEST

REV 3.4.M

12/24/2019

© 2020 PCTEST All rights reserved. Unless otherwise specified, no part of this report may be reproduced or utilized in any part, form or by any means, electronic or mechanical, including photocopying and microfilm, without permission in writing from PCTEST. If you have any questions about this international copyright or have an enquiry about obtaining additional rights to this report or assembly of contents thereof, please contact INFO@PCTEST.COM.



PCTEST Hearing-Aid Compatibility Facility

DUT: ZNFV600TM

Type: Portable Handset
Serial: 03150

Measurement Standard: ANSI C63.19-2011

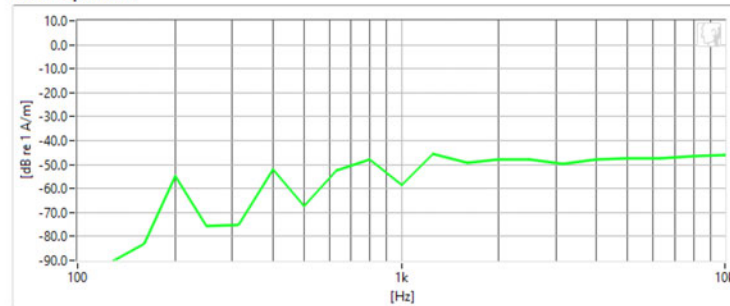
Equipment:

- Probe: Axial T-Coil Probe – SN: TEM-1124; Calibrated: 05/17/2019

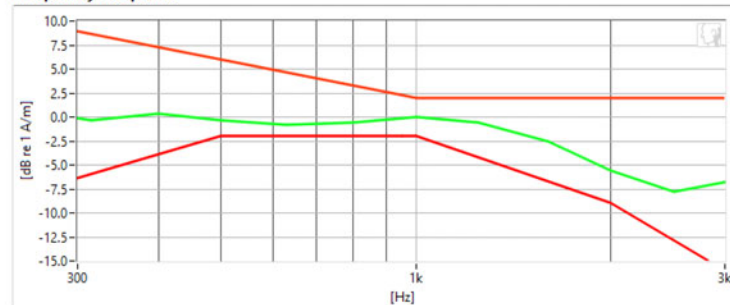
Test Configuration:

- Mode: LTE TDD Band 41 (Power Class 2)
- Bandwidth: 10MHz
- Channel: 39750
- Speech Signal: ITU-T P.50 Artificial Voice

Noise Spectrum



Frequency Response



Results

ABM1	12.06 dB	✓	Minimum	-18.0
ABM2	-40.28 dB	✓	Maximum	0.0
SNNR	52.33 dB	✓	Minimum	20.0
Aligned Response - P.50	1.16 dB	✓	Tolerance curves	Aligned Data

PCTEST 2019

FCC ID: ZNFV600TM		HAC (T-COIL) TEST REPORT		Approved by: Quality Manager
Filename: 1M1911250198-15-R1.ZNF	Test Dates: 12/02/2019 - 01/17/2020	DUT Type: Portable Handset		Page 70 of 105

© 2020 PCTEST

REV 3.4.M

12/24/2019

© 2020 PCTEST All rights reserved. Unless otherwise specified, no part of this report may be reproduced or utilized in any part, form or by any means, electronic or mechanical, including photocopying and microfilm, without permission in writing from PCTEST. If you have any questions about this international copyright or have an enquiry about obtaining additional rights to this report or assembly of contents thereof, please contact INFO@PCTEST.COM.



PCTEST Hearing-Aid Compatibility Facility

DUT: ZNFV600TM

Type: Portable Handset
Serial: 03150

Measurement Standard: ANSI C63.19-2011

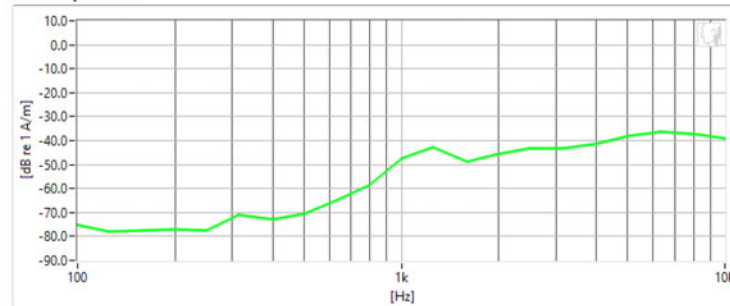
Equipment:

- Probe: Axial T-Coil Probe – SN: TEM-1123; Calibrated: 09/19/2018

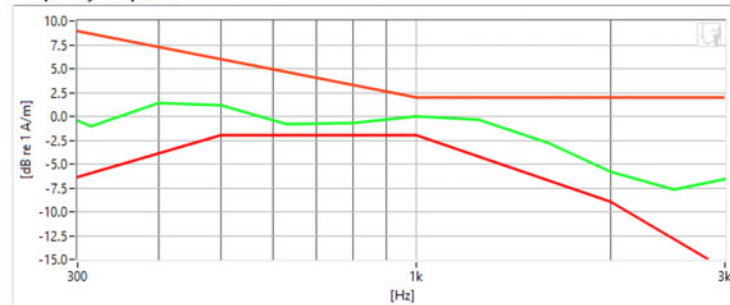
Test Configuration:

- Mode: 2.4GHz WIFI
- Standard: IEEE 802.11ax RU
- Channel: 11
- Speech Signal: ITU-T P.50 Artificial Voice

Noise Spectrum



Frequency Response



Results

ABM1	7.87 dB	✓	Minimum	-18.0
ABM2	-38.48 dB	✓	Maximum	0
SNNR	46.35 dB	✓	Minimum	20
Aligned Response - P.50	1.24 dB	✓	Tolerance curves	Aligned Data

PCTEST 2020

FCC ID: ZNFV600TM		HAC (T-COIL) TEST REPORT		Approved by: Quality Manager
Filename: 1M1911250198-15-R1.ZNF	Test Dates: 12/02/2019 - 01/17/2020	DUT Type: Portable Handset		Page 71 of 105

© 2020 PCTEST

REV 3.4.M

12/24/2019

© 2020 PCTEST All rights reserved. Unless otherwise specified, no part of this report may be reproduced or utilized in any part, form or by any means, electronic or mechanical, including photocopying and microfilm, without permission in writing from PCTEST. If you have any questions about this international copyright or have an enquiry about obtaining additional rights to this report or assembly of contents thereof, please contact INFO@PCTEST.COM.



PCTEST Hearing-Aid Compatibility Facility

DUT: ZNFV600TM

Type: Portable Handset
Serial: 03150

Measurement Standard: ANSI C63.19-2011

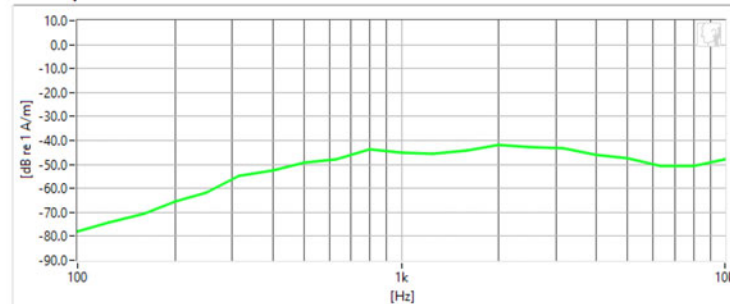
Equipment:

- Probe: Axial T-Coil Probe – SN: TEM-1123; Calibrated: 09/19/2018

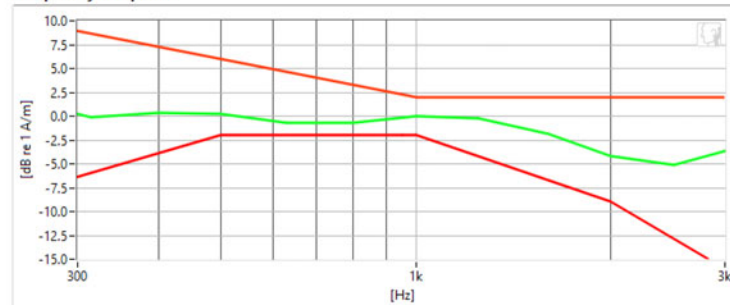
Test Configuration:

- Mode: 5GHz WIFI
- Standard: IEEE 802.11ax RU (U-NII 2A)
- Bandwidth: 40MHz
- Channel: 54
- Speech Signal: ITU-T P.50 Artificial Voice

Noise Spectrum



Frequency Response



Results

ABM1	8.07 dB	✓	Minimum	-18.0
ABM2	-36.14 dB	✓	Maximum	0.0
SNNR	44.21 dB	✓	Minimum	20.0
Aligned Response - P.50	1.36 dB	✓	Tolerance curves	Aligned Data

PCTEST 2020

FCC ID: ZNFV600TM		HAC (T-COIL) TEST REPORT		Approved by: Quality Manager
Filename: 1M1911250198-15-R1.ZNF	Test Dates: 12/02/2019 - 01/17/2020	DUT Type: Portable Handset		Page 72 of 105

© 2020 PCTEST

REV 3.4.M

12/24/2019

© 2020 PCTEST All rights reserved. Unless otherwise specified, no part of this report may be reproduced or utilized in any part, form or by any means, electronic or mechanical, including photocopying and microfilm, without permission in writing from PCTEST. If you have any questions about this international copyright or have an enquiry about obtaining additional rights to this report or assembly of contents thereof, please contact INFO@PCTEST.COM.

01/15/2020



PCTEST Hearing-Aid Compatibility Facility

DUT: ZNFV600TM

Type: Portable Handset
Serial: 03267

Measurement Standard: ANSI C63.19-2011

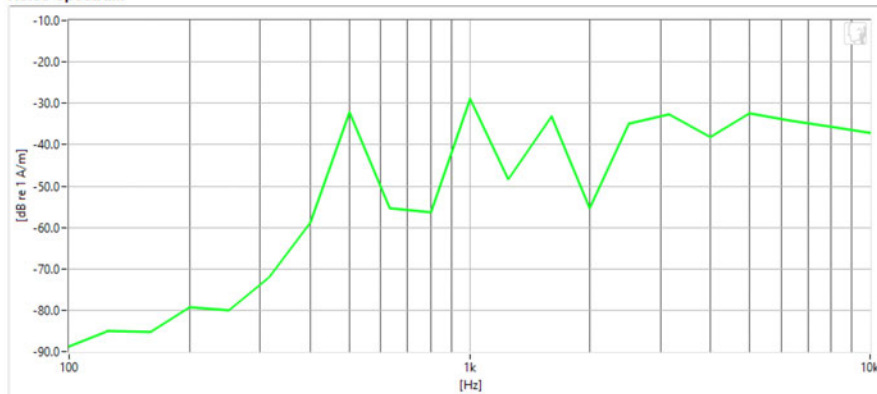
Equipment:

- Probe: Axial T-Coil Probe – SN: TEM-1123; Calibrated: 09/19/2018

Test Configuration:

- VoIP Application: Google Duo
- Mode: NR Band n41 (Power Class 2)
- Bandwidth: 80MHz
- Channel: 518598

Noise Spectrum



Results

ABM2

-25.52 dB



Maximum

0.0

PCTEST 2020

FCC ID: ZNFV600TM		HAC (T-COIL) TEST REPORT		Approved by: Quality Manager
Filename: 1M1911250198-15-R1.ZNF	Test Dates: 12/02/2019 - 01/17/2020	DUT Type: Portable Handset		Page 73 of 105

© 2020 PCTEST

REV 3.4.M

12/24/2019

© 2020 PCTEST All rights reserved. Unless otherwise specified, no part of this report may be reproduced or utilized in any part, form or by any means, electronic or mechanical, including photocopying and microfilm, without permission in writing from PCTEST. If you have any questions about this international copyright or have an enquiry about obtaining additional rights to this report or assembly of contents thereof, please contact INFO@PCTEST.COM.



PCTEST Hearing-Aid Compatibility Facility

DUT: ZNFV600TM

Type: Portable Handset
Serial: 03150

Measurement Standard: ANSI C63.19-2011

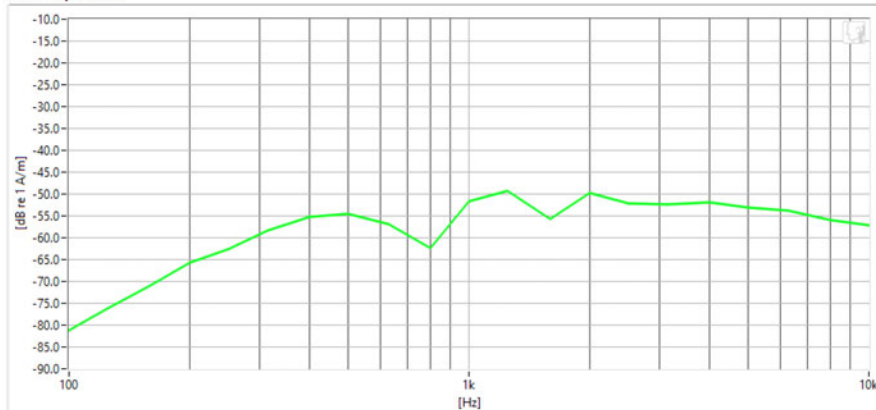
Equipment:

- Probe: Radial T-Coil Probe – SN: TEM-1130; Calibrated: 05/17/2019

Test Configuration:

- Mode: Secondary Cellular CDMA
- Channel: 684

Noise Spectrum



Results

ABM1	8.08 dB	✓	Minimum	-18.0
ABM2	-43.47 dB	✓	Maximum	0.0
SNNR	51.55 dB	✓	Minimum	20.0

PCTEST 2019

FCC ID: ZNFV600TM		HAC (T-COIL) TEST REPORT		Approved by: Quality Manager
Filename: 1M1911250198-15-R1.ZNF	Test Dates: 12/02/2019 - 01/17/2020	DUT Type: Portable Handset		Page 74 of 105

© 2020 PCTEST

REV 3.4.M

12/24/2019

© 2020 PCTEST All rights reserved. Unless otherwise specified, no part of this report may be reproduced or utilized in any part, form or by any means, electronic or mechanical, including photocopying and microfilm, without permission in writing from PCTEST. If you have any questions about this international copyright or have an enquiry about obtaining additional rights to this report or assembly of contents thereof, please contact INFO@PCTEST.COM.

12/10/2019



PCTEST Hearing-Aid Compatibility Facility

DUT: ZNFV600TM

Type: Portable Handset
Serial: 03150

Measurement Standard: ANSI C63.19-2011

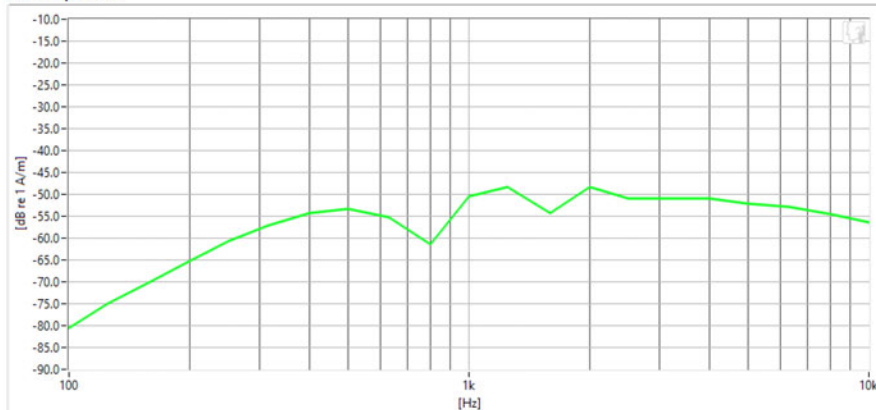
Equipment:

- Probe: Radial T-Coil Probe – SN: TEM-1130; Calibrated: 05/17/2019

Test Configuration:

- Mode: Cellular CDMA
- Channel: 777

Noise Spectrum



Results

ABM1	8.9 dB	✓	Minimum	-18.0
ABM2	-42.3 dB	✓	Maximum	0.0
SNNR	51.2 dB	✓	Minimum	20.0

PCTEST 2019

FCC ID: ZNFV600TM		HAC (T-COIL) TEST REPORT		Approved by: Quality Manager
Filename: 1M1911250198-15-R1.ZNF	Test Dates: 12/02/2019 - 01/17/2020	DUT Type: Portable Handset		Page 75 of 105

© 2020 PCTEST

REV 3.4.M
12/24/2019

© 2020 PCTEST All rights reserved. Unless otherwise specified, no part of this report may be reproduced or utilized in any part, form or by any means, electronic or mechanical, including photocopying and microfilm, without permission in writing from PCTEST. If you have any questions about this international copyright or have an enquiry about obtaining additional rights to this report or assembly of contents thereof, please contact INFO@PCTEST.COM.



PCTEST Hearing-Aid Compatibility Facility

DUT: ZNFV600TM

Type: Portable Handset
Serial: 03150

Measurement Standard: ANSI C63.19-2011

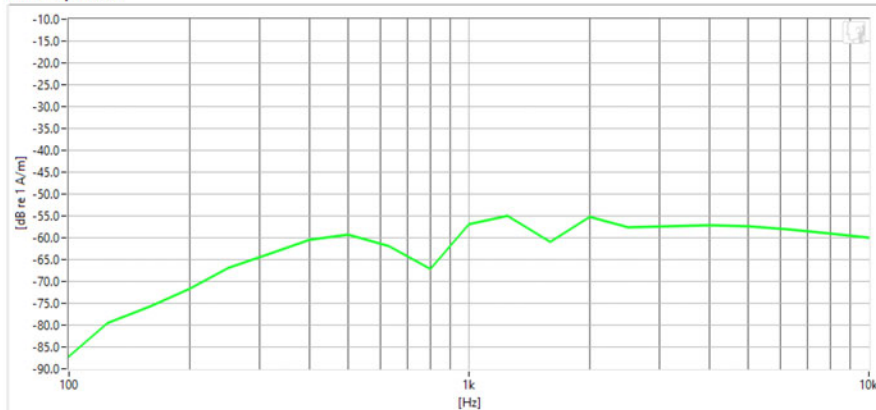
Equipment:

- Probe: Radial T-Coil Probe – SN: TEM-1130; Calibrated: 05/17/2019

Test Configuration:

- Mode: PCS CDMA
- Channel: 25

Noise Spectrum



Results

ABM1	8.6 dB	✓	Minimum	-18.0
ABM2	-48.75 dB	✓	Maximum	0.0
SNNR	57.35 dB	✓	Minimum	20.0

PCTEST 2019

FCC ID: ZNFV600TM		HAC (T-COIL) TEST REPORT		Approved by: Quality Manager
Filename: 1M1911250198-15-R1.ZNF	Test Dates: 12/02/2019 - 01/17/2020	DUT Type: Portable Handset		Page 76 of 105

© 2020 PCTEST

REV 3.4.M

12/24/2019

© 2020 PCTEST All rights reserved. Unless otherwise specified, no part of this report may be reproduced or utilized in any part, form or by any means, electronic or mechanical, including photocopying and microfilm, without permission in writing from PCTEST. If you have any questions about this international copyright or have an enquiry about obtaining additional rights to this report or assembly of contents thereof, please contact INFO@PCTEST.COM.



PCTEST Hearing-Aid Compatibility Facility

DUT: ZNFV600TM

Type: Portable Handset
Serial: 03150

Measurement Standard: ANSI C63.19-2011

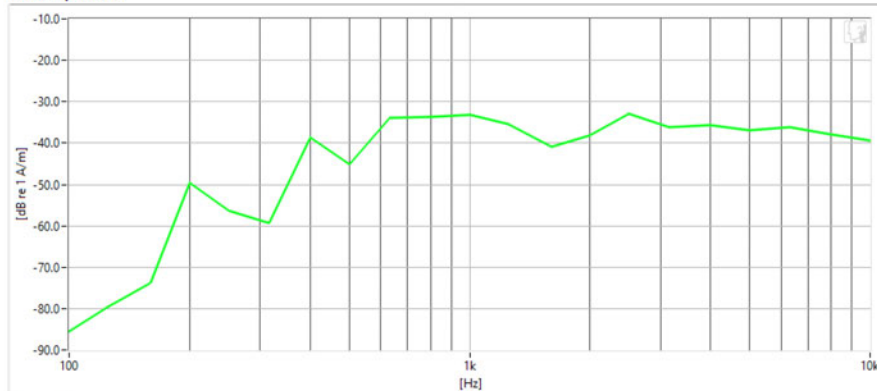
Equipment:

- Probe: Radial T-Coil Probe – SN: TEM-1130; Calibrated: 05/17/2019

Test Configuration:

- Mode: GSM 850
- Channel: 128

Noise Spectrum



Results

ABM1	8.56 dB	✓	Minimum	-18.0
ABM2	-26.04 dB	✓	Maximum	0.0
SNNR	34.6 dB	✓	Minimum	20.0

PCTEST 2019

FCC ID: ZNFV600TM		HAC (T-COIL) TEST REPORT		Approved by: Quality Manager
Filename: 1M1911250198-15-R1.ZNF	Test Dates: 12/02/2019 - 01/17/2020	DUT Type: Portable Handset		Page 77 of 105

© 2020 PCTEST

REV 3.4.M

12/24/2019

© 2020 PCTEST All rights reserved. Unless otherwise specified, no part of this report may be reproduced or utilized in any part, form or by any means, electronic or mechanical, including photocopying and microfilm, without permission in writing from PCTEST. If you have any questions about this international copyright or have an enquiry about obtaining additional rights to this report or assembly of contents thereof, please contact INFO@PCTEST.COM.



PCTEST Hearing-Aid Compatibility Facility

DUT: ZNFV600TM

Type: Portable Handset
Serial: 03150

Measurement Standard: ANSI C63.19-2011

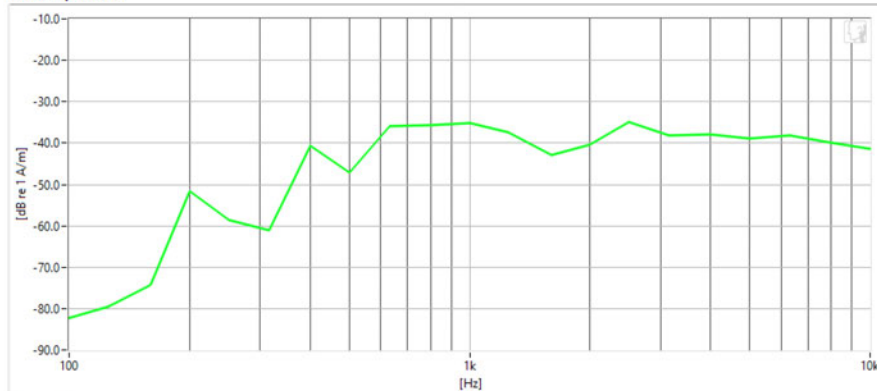
Equipment:

- Probe: Radial T-Coil Probe – SN: TEM-1130; Calibrated: 05/17/2019

Test Configuration:

- Mode: GSM 1900
- Channel: 810

Noise Spectrum



Results

ABM1	8.52 dB	✓	Minimum	-18.0
ABM2	-28.08 dB	✓	Maximum	0.0
SNNR	36.6 dB	✓	Minimum	20.0

PCTEST 2019

FCC ID: ZNFV600TM		HAC (T-COIL) TEST REPORT		Approved by: Quality Manager
Filename: 1M1911250198-15-R1.ZNF	Test Dates: 12/02/2019 - 01/17/2020	DUT Type: Portable Handset		Page 78 of 105

© 2020 PCTEST

REV 3.4.M

12/24/2019

© 2020 PCTEST All rights reserved. Unless otherwise specified, no part of this report may be reproduced or utilized in any part, form or by any means, electronic or mechanical, including photocopying and microfilm, without permission in writing from PCTEST. If you have any questions about this international copyright or have an enquiry about obtaining additional rights to this report or assembly of contents thereof, please contact INFO@PCTEST.COM.



PCTEST Hearing-Aid Compatibility Facility

DUT: ZNFV600TM

Type: Portable Handset
Serial: 03150

Measurement Standard: ANSI C63.19-2011

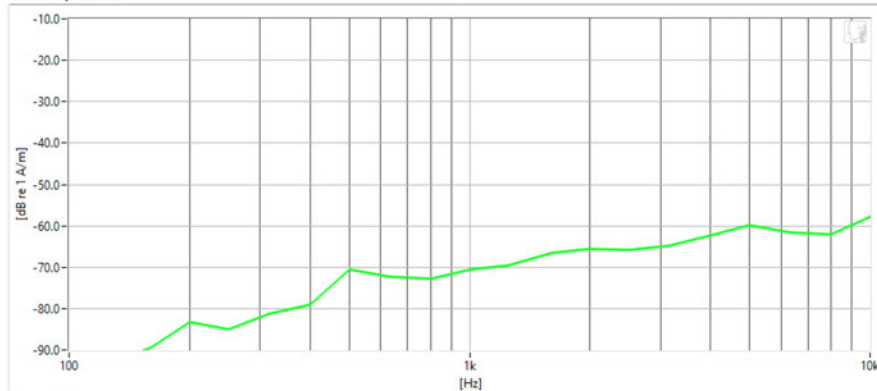
Equipment:

- Probe: Radial T-Coil Probe – SN: TEM-1130; Calibrated: 05/17/2019

Test Configuration:

- Mode: UMTS Band V
- Channel: 4233

Noise Spectrum



Results

ABM1	8.05 dB	✓	Minimum	-18.0
ABM2	-59.51 dB	✓	Maximum	0.0
SNR	67.56 dB	✓	Minimum	20.0

PCTEST 2019

FCC ID: ZNFV600TM		HAC (T-COIL) TEST REPORT		Approved by: Quality Manager
Filename: 1M1911250198-15-R1.ZNF	Test Dates: 12/02/2019 - 01/17/2020	DUT Type: Portable Handset		Page 79 of 105

© 2020 PCTEST

REV 3.4.M

12/24/2019

© 2020 PCTEST All rights reserved. Unless otherwise specified, no part of this report may be reproduced or utilized in any part, form or by any means, electronic or mechanical, including photocopying and microfilm, without permission in writing from PCTEST. If you have any questions about this international copyright or have an enquiry about obtaining additional rights to this report or assembly of contents thereof, please contact INFO@PCTEST.COM.



PCTEST Hearing-Aid Compatibility Facility

DUT: ZNFV600TM

Type: Portable Handset
Serial: 03150

Measurement Standard: ANSI C63.19-2011

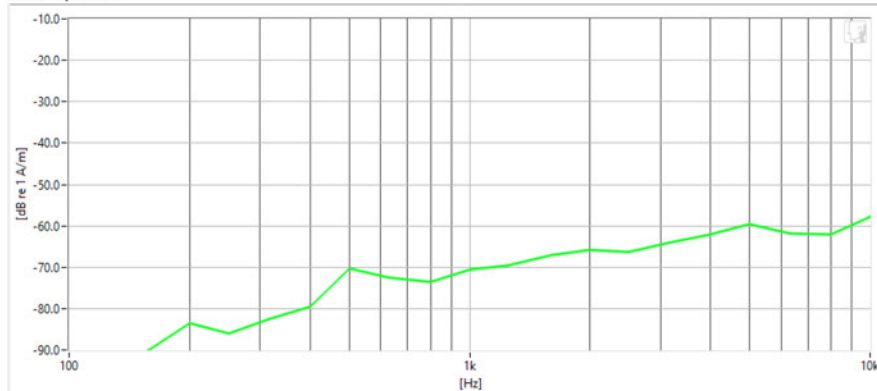
Equipment:

- Probe: Radial T-Coil Probe – SN: TEM-1130; Calibrated: 05/17/2019

Test Configuration:

- Mode: UMTS Band IV
- Channel: 1513

Noise Spectrum



Results

ABM1	8.04 dB	✓	Minimum	-18.0
ABM2	-59.6 dB	✓	Maximum	0.0
SNNR	67.64 dB	✓	Minimum	20.0

PCTEST 2019

FCC ID: ZNFV600TM		HAC (T-COIL) TEST REPORT		Approved by: Quality Manager
Filename: 1M1911250198-15-R1.ZNF	Test Dates: 12/02/2019 - 01/17/2020	DUT Type: Portable Handset		Page 80 of 105

© 2020 PCTEST

REV 3.4.M

12/24/2019

© 2020 PCTEST All rights reserved. Unless otherwise specified, no part of this report may be reproduced or utilized in any part, form or by any means, electronic or mechanical, including photocopying and microfilm, without permission in writing from PCTEST. If you have any questions about this international copyright or have an enquiry about obtaining additional rights to this report or assembly of contents thereof, please contact INFO@PCTEST.COM.



PCTEST Hearing-Aid Compatibility Facility

DUT: ZNFV600TM

Type: Portable Handset
Serial: 03150

Measurement Standard: ANSI C63.19-2011

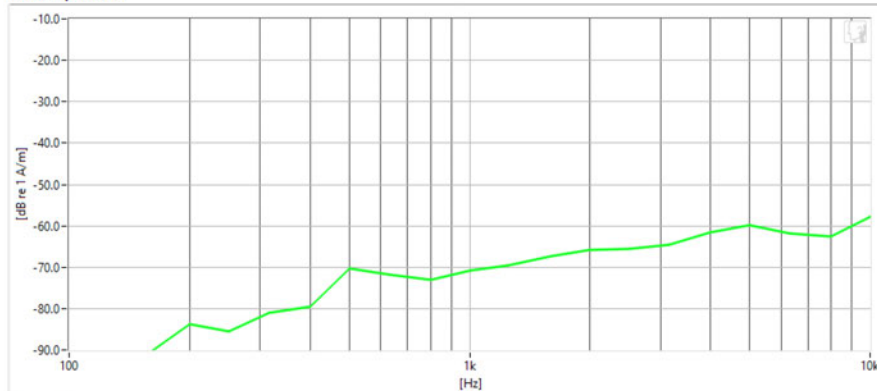
Equipment:

- Probe: Radial T-Coil Probe – SN: TEM-1130; Calibrated: 05/17/2019

Test Configuration:

- Mode: UMTS Band II
- Channel: 9262

Noise Spectrum



Results

ABM1	8.04 dB	✓	Minimum	-18.0
ABM2	-59.56 dB	✓	Maximum	0.0
SNNR	67.6 dB	✓	Minimum	20.0

PCTEST 2019

FCC ID: ZNFV600TM		HAC (T-COIL) TEST REPORT		Approved by: Quality Manager
Filename: 1M1911250198-15-R1.ZNF	Test Dates: 12/02/2019 - 01/17/2020	DUT Type: Portable Handset		Page 81 of 105

© 2020 PCTEST

REV 3.4.M

12/24/2019

© 2020 PCTEST All rights reserved. Unless otherwise specified, no part of this report may be reproduced or utilized in any part, form or by any means, electronic or mechanical, including photocopying and microfilm, without permission in writing from PCTEST. If you have any questions about this international copyright or have an enquiry about obtaining additional rights to this report or assembly of contents thereof, please contact INFO@PCTEST.COM.



PCTEST Hearing-Aid Compatibility Facility

DUT: ZNFV600TM

Type: Portable Handset
Serial: 03150

Measurement Standard: ANSI C63.19-2011

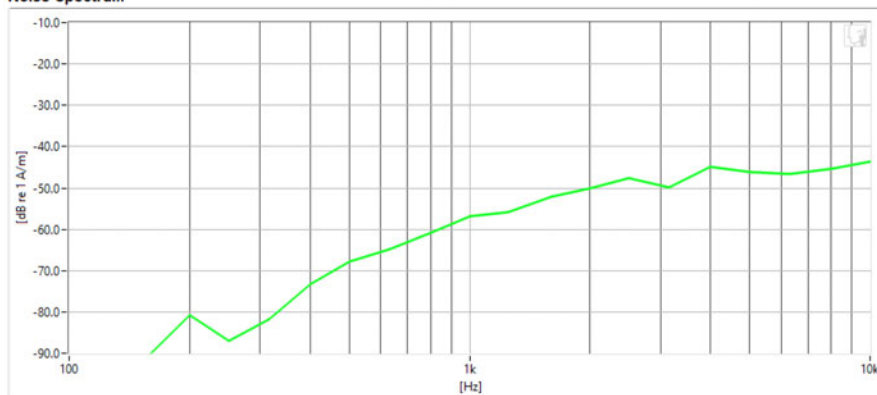
Equipment:

- Probe: Radial T-Coil Probe – SN: TEM-1130; Calibrated: 05/17/2019

Test Configuration:

- Mode: LTE FDD Band 71
- Bandwidth: 15MHz
- Channel: 133297

Noise Spectrum



Results

ABM1	5.6 dB	✓	Minimum	-18.0
ABM2	-45.47 dB	✓	Maximum	0.0
SNNR	51.08 dB	✓	Minimum	20.0

PCTEST 2019

FCC ID: ZNFV600TM		HAC (T-COIL) TEST REPORT		Approved by: Quality Manager
Filename: 1M1911250198-15-R1.ZNF	Test Dates: 12/02/2019 - 01/17/2020	DUT Type: Portable Handset		Page 82 of 105

© 2020 PCTEST

REV 3.4.M

12/24/2019

© 2020 PCTEST All rights reserved. Unless otherwise specified, no part of this report may be reproduced or utilized in any part, form or by any means, electronic or mechanical, including photocopying and microfilm, without permission in writing from PCTEST. If you have any questions about this international copyright or have an enquiry about obtaining additional rights to this report or assembly of contents thereof, please contact INFO@PCTEST.COM.



PCTEST Hearing-Aid Compatibility Facility

DUT: ZNFV600TM

Type: Portable Handset
Serial: 03150

Measurement Standard: ANSI C63.19-2011

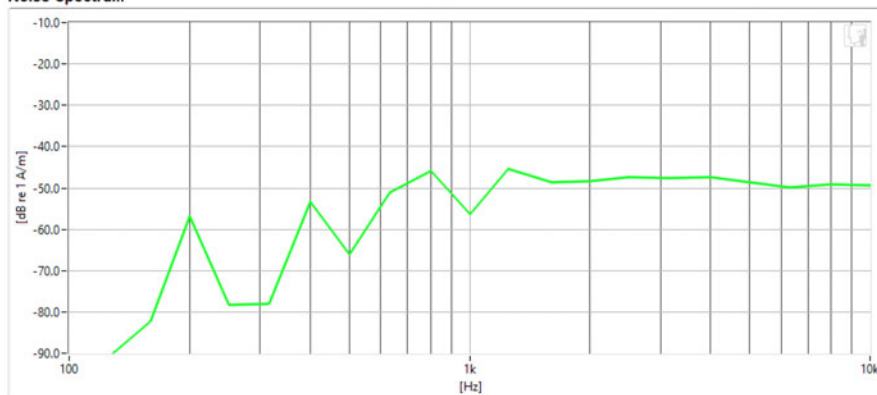
Equipment:

- Probe: Radial T-Coil Probe – SN: TEM-1130; Calibrated: 05/17/2019

Test Configuration:

- Mode: LTE TDD Band 48
- Bandwidth: 20MHz
- Channel: 55340

Noise Spectrum



Results

ABM1	5.69 dB	✓	Minimum	-18.0
ABM2	-39.77 dB	✓	Maximum	0.0
SNNR	45.46 dB	✓	Minimum	20.0

PCTEST 2019

FCC ID: ZNFV600TM		HAC (T-COIL) TEST REPORT		Approved by: Quality Manager
Filename: 1M1911250198-15-R1.ZNF	Test Dates: 12/02/2019 - 01/17/2020	DUT Type: Portable Handset		Page 83 of 105

© 2020 PCTEST

REV 3.4.M

12/24/2019

© 2020 PCTEST All rights reserved. Unless otherwise specified, no part of this report may be reproduced or utilized in any part, form or by any means, electronic or mechanical, including photocopying and microfilm, without permission in writing from PCTEST. If you have any questions about this international copyright or have an enquiry about obtaining additional rights to this report or assembly of contents thereof, please contact INFO@PCTEST.COM.

01/17/2020



PCTEST Hearing-Aid Compatibility Facility

DUT: ZNFV600TM

Type: Portable Handset
Serial: 03150

Measurement Standard: ANSI C63.19-2011

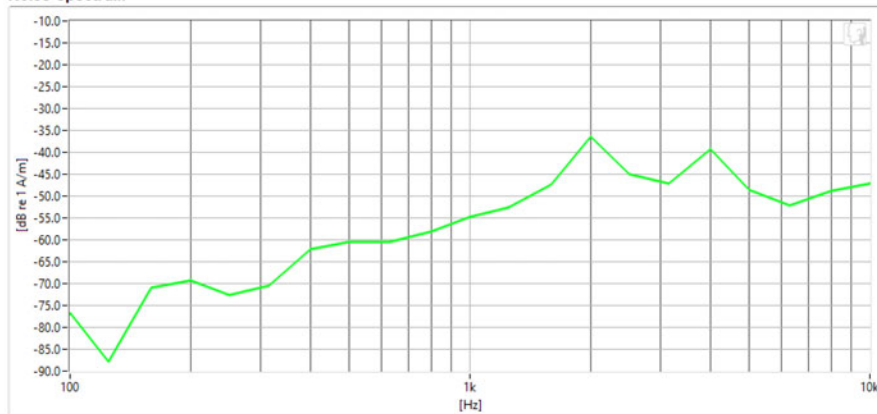
Equipment:

- Probe: Radial T-Coil Probe – SN: TEM-1129; Calibrated: 09/19/2018

Test Configuration:

- Mode: 2.4GHz WIFI
- Standard: IEEE 802.11ax RU
- Channel: 6

Noise Spectrum



Results

ABM1	1.34 dB	✓	Minimum	-18.0
ABM2	-38.4 dB	✓	Maximum	0.0
SNNR	39.74 dB	✓	Minimum	20.0

PCTEST 2020

FCC ID: ZNFV600TM		HAC (T-COIL) TEST REPORT		Approved by: Quality Manager
Filename: 1M1911250198-15-R1.ZNF	Test Dates: 12/02/2019 - 01/17/2020	DUT Type: Portable Handset	Page 84 of 105	

© 2020 PCTEST

REV 3.4.M
12/24/2019

© 2020 PCTEST All rights reserved. Unless otherwise specified, no part of this report may be reproduced or utilized in any part, form or by any means, electronic or mechanical, including photocopying and microfilm, without permission in writing from PCTEST. If you have any questions about this international copyright or have an enquiry about obtaining additional rights to this report or assembly of contents thereof, please contact INFO@PCTEST.COM.



PCTEST Hearing-Aid Compatibility Facility

DUT: ZNFV600TM

Type: Portable Handset
Serial: 03150

Measurement Standard: ANSI C63.19-2011

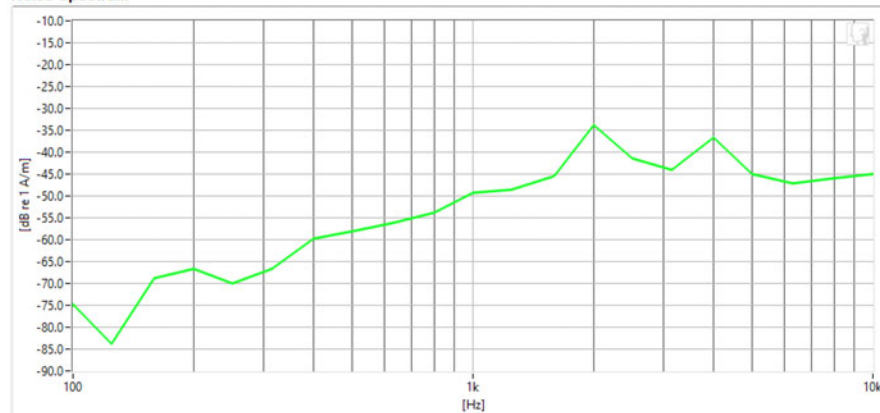
Equipment:

- Probe: Radial T-Coil Probe – SN: TEM-1129; Calibrated: 09/19/2018

Test Configuration:

- Mode: 5GHz WIFI
- Standard: IEEE 802.11ax (U-NII 2C)
- Bandwidth: 20MHz
- Channel: 120

Noise Spectrum



Results

ABM1	1.32 dB	✓	Minimum	-18.0
ABM2	-35.64 dB	✓	Maximum	0.0
SNNR	36.96 dB	✓	Minimum	20.0

PCTEST 2020

FCC ID: ZNFV600TM		HAC (T-COIL) TEST REPORT		Approved by: Quality Manager
Filename: 1M1911250198-15-R1.ZNF	Test Dates: 12/02/2019 - 01/17/2020	DUT Type: Portable Handset		Page 85 of 105

© 2020 PCTEST

REV 3.4.M

12/24/2019

© 2020 PCTEST All rights reserved. Unless otherwise specified, no part of this report may be reproduced or utilized in any part, form or by any means, electronic or mechanical, including photocopying and microfilm, without permission in writing from PCTEST. If you have any questions about this international copyright or have an enquiry about obtaining additional rights to this report or assembly of contents thereof, please contact INFO@PCTEST.COM.

01/15/2020



PCTEST Hearing-Aid Compatibility Facility

DUT: ZNFV600TM

Type: Portable Handset
Serial: 03150

Measurement Standard: ANSI C63.19-2011

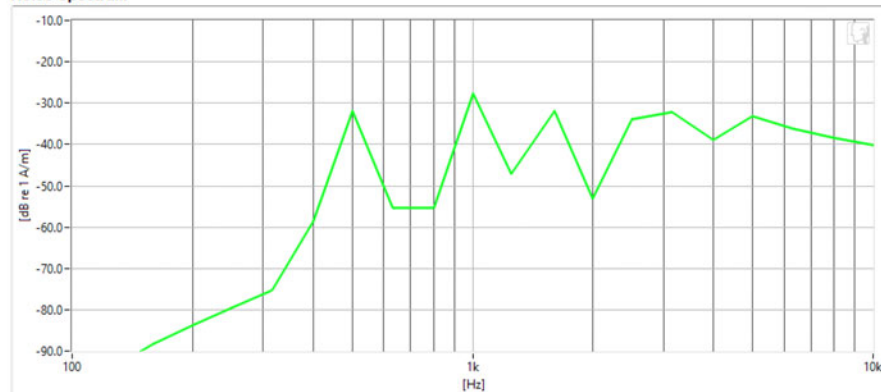
Equipment:

- Probe: Radial T-Coil Probe – SN: TEM-1129; Calibrated: 09/19/2018

Test Configuration:

- VoIP Application: Google Duo
- Mode: NR Band n41 (Power Class 2)
- Bandwidth: 80MHz
- Channel: 518598

Noise Spectrum



Results

ABM2

-24.71 dB



Maximum

0.0

PCTEST 2020

FCC ID: ZNFV600TM		HAC (T-COIL) TEST REPORT		Approved by: Quality Manager
Filename: 1M1911250198-15-R1.ZNF	Test Dates: 12/02/2019 - 01/17/2020	DUT Type: Portable Handset		Page 86 of 105



© 2020 PCTEST

REV 3.4.M

12/24/2019

© 2020 PCTEST All rights reserved. Unless otherwise specified, no part of this report may be reproduced or utilized in any part, form or by any means, electronic or mechanical, including photocopying and microfilm, without permission in writing from PCTEST. If you have any questions about this international copyright or have an enquiry about obtaining additional rights to this report or assembly of contents thereof, please contact INFO@PCTEST.COM.

13. CALIBRATION CERTIFICATES

FCC ID: ZNFV600TM		HAC (T-COIL) TEST REPORT		Approved by: Quality Manager
Filename: 1M1911250198-15-R1.ZNF	Test Dates: 12/02/2019 - 01/17/2020	DUT Type: Portable Handset	Page 87 of 105	

© 2020 PCTEST

REV 3.4.M

12/24/2019

© 2020 PCTEST All rights reserved. Unless otherwise specified, no part of this report may be reproduced or utilized in any part, form or by any means, electronic or mechanical, including photocopying and microfilm, without permission in writing from PCTEST. If you have any questions about this international copyright or have an enquiry about obtaining additional rights to this report or assembly of contents thereof, please contact INFO@PCTEST.COM.

West Caldwell Calibration Laboratories Inc.

Certificate of Calibration

for

AXIAL T COIL PROBE

Manufactured by: TEM CONSULTING LP
Model No: AXIAL T COIL PROBE
Serial No: TEM-1123
Calibration Recall No: 29156

Submitted By:

Customer: Andrew Harwell
Company: PCTest Engineering Lab
Address: 6660-B Dobbin Road
Columbia MD 21045

The subject instrument was calibrated to the indicated specification using standards traceable to the National Institute of Standards and Technology or to accepted values of natural physical constants. This document certifies that the instrument met the following specification upon its return to the submitter.

West Caldwell Calibration Laboratories Procedure No. AXIAL T C TEM C

Upon receipt for Calibration, the instrument was found to be:

Within (X)

tolerance of the indicated specification. See attached Report of Calibration.
The information supplied relates to the calibrated item listed above.

West Caldwell Calibration Laboratories' calibration control system meets the requirements, ISO 10012-1 MIL-STD-45662A, ANSI/NCCL Z540-1, IEC Guide 25, ISO 9001:2008 and ISO 17025.

Note: With this Certificate, Report of Calibration is included.

Approved by: *Fe*

Calibration Date: 19-Sep-18

Felix Christopher (QA Mgr.)

Certificate No: 29156 -2

ISO/IEC 17025:2005



QA Doc. #1051 Rev. 2.0 10/1/01

Certificate Page 1 of 1

**West Caldwell
Calibration
Laboratories, Inc.**
uncompromised calibration
1575 State Route 96, Victor, NY 14564, U.S.A.



Calibration Lab. Cert. # 1533.01

FCC ID: ZNFV600TM		HAC (T-COIL) TEST REPORT		Approved by: Quality Manager
Filename: 1M1911250198-15-R1.ZNF	Test Dates: 12/02/2019 - 01/17/2020	DUT Type: Portable Handset		Page 88 of 105

© 2020 PCTEST

REV 3.4.M

12/24/2019

© 2020 PCTEST All rights reserved. Unless otherwise specified, no part of this report may be reproduced or utilized in any part, form or by any means, electronic or mechanical, including photocopying and microfilm, without permission in writing from PCTEST. If you have any questions about this international copyright or have an enquiry about obtaining additional rights to this report or assembly of contents thereof, please contact INFO@PCTEST.COM.

**West Caldwell
Calibration
Laboratories, Inc.**
uncompromised calibration
1575 State Route 96, Victor NY 14564

ISO/IEC 17025: 2005
ACCREDITED
Calibration Lab. Cert. # 1533.01

REPORT OF CALIBRATION

for

TEM Consulting LP Axial T Coil Probe
Company: PCTest Engineering Lab

Model No.: Axial T Coil Probe

Serial No.: TEM-1123
I. D. No.: XXXX

Calibration results:

Probe Sensitivity measured with Helmholtz Coil

Helmholtz Coil;
the number of turns on each coil; 10 No.
the radius of each coil, in meters; 0.204 m
the current in the coils, in amperes.; 0.08 A
Helmholtz Coil Constant; 7.09 A/m/V
Helmholtz Coil magnetic field; 5.95 A/m

Before & after data same: ...X...

Laboratory Environment:
Ambient Temperature: 22.7 °C
Ambient Humidity: 52.1 % RH
Ambient Pressure: 99.326 kPa
Calibration Date: 19-Sep-2018
Calibration Due:
Report Number: 29156 -2
Control Number: 29156

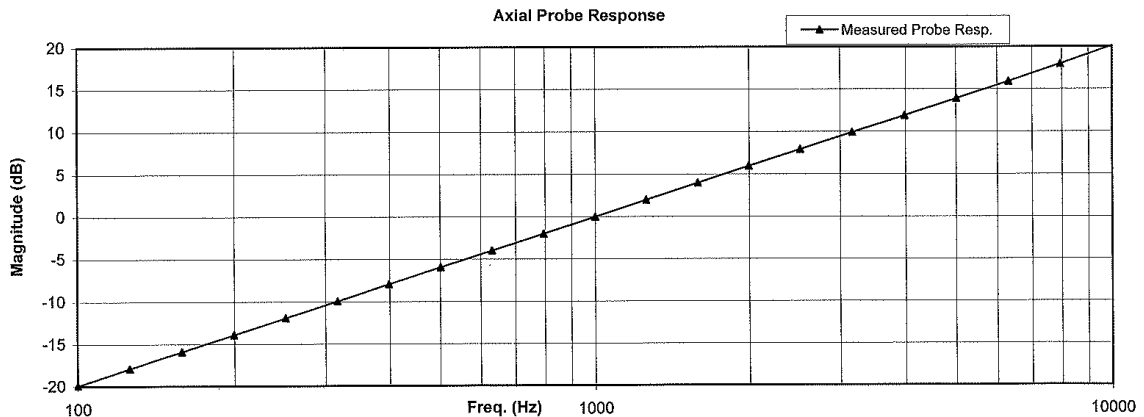
Probe Sensitivity at 1000 Hz.
was -59.89 dBV/A/m
1.013 mV/A/m
Probe resistance 903 Ohms

The above listed instrument meets or exceeds the tested manufacturer's specifications.

This Calibration is traceable through NIST test numbers: 683/284413-14

The expanded uncertainty of calibration: 0.30dB at 95% confidence level with a coverage factor of k=2.

Graph represents Probes Frequency Response.



The above listed instrument was checked using calibration procedure documented in West Caldwell

Calibration Laboratories Inc. procedure :

Rev. 7.0 Jan. 24, 2014 Doc. # 1038 HCATEMC

Calibration was performed by West Caldwell Calibration Laboratories Inc. under Operating Procedures

intended to implement the requirements of ISO10012-1, IEC Guide 25, ANSI/NC SL Z540-1, (MIL-STD-45662A) and ISO 9001:2008, ISO 17025

Cal. Date: 19-Sep-2018

Measurements performed by:

Calibrated on WCCL system type 9700

James Zhu

This document shall not be reproduced, except in full, without the written approval from West Caldwell Cal. Labs. Inc.

Rev. 7.0 Jan. 24, 2014 Doc. # 1038 HCATEMC

FCC ID: ZNFV600TM	PCTEST	HAC (T-COIL) TEST REPORT	LG	Approved by: Quality Manager
Filename: 1M1911250198-15-R1.ZNF	Test Dates: 12/02/2019 - 01/17/2020	DUT Type: Portable Handset		Page 89 of 105

HCATEMC_TEM-1123_Sep-19-2018

West Caldwell Calibration Laboratories Inc.

1575 State Route 96, Victor NY 14564

Tel. (585) 586-3900 FAX (585) 586-4327

Calibration Data Record

TEM Consulting LP Axial T Coil Probe
Company: PCTest Engineering Lab

for
Model No.: Axial T Coil Probe

Serial No.: TEM-1123

Test	Function	Tolerance	Measured values		
			Before	Out	Remarks
1.0	Probe Sensitivity at	1000 Hz. dBV/A/m	-59.89		
2.0	Probe Level Linearity	dB 6 0 -6 -12 Ref. (0 dB)	6.03 0.00 -6.03 -12.05		
3.0	Probe Frequency Response	Hz 100 126 158 200 251 316 398 501 631 794 1000 1259 1585 1995 2512 3162 3981 5012 6310 7943 10000 Ref. (0 dB)	-19.9 -17.9 -15.9 -13.9 -11.9 -9.9 -7.9 -6.0 -4.0 -2.0 0.0 2.0 4.0 5.9 7.9 9.9 11.9 13.9 15.9 18.0 20.1		

Instruments used for calibration:			Date of Cal.	Traceability No.	Due Date
HP	34401A	S/N US360641	25-Jul-2018	,287708	25-Jul-2019
HP	34401A	S/N US361024	25-Jul-2018	,287708	25-Jul-2019
HP	33120A	S/N US360437	25-Jul-2018	,287708	25-Jul-2019
B&K	2133	S/N 1583254	25-Jul-2018	683/284413-14	25-Jul-2019



Cal. Date: 19-Sep-2018
Calibrated on WCCL system type 9700

Tested by: James Zhu

This document shall not be reproduced, except in full, without the written approval from West Caldwell Cal. Labs. Inc.

Rev. 7.0 Jan. 24, 2014 Doc. # 1038 HCATEMC

Page 2 of 2

FCC ID: ZNFV600TM		HAC (T-COIL) TEST REPORT		Approved by: Quality Manager
Filename: 1M1911250198-15-R1.ZNF	Test Dates: 12/02/2019 - 01/17/2020	DUT Type: Portable Handset		Page 90 of 105

© 2020 PCTEST

REV 3.4.M
12/24/2019

© 2020 PCTEST All rights reserved. Unless otherwise specified, no part of this report may be reproduced or utilized in any part, form or by any means, electronic or mechanical, including photocopying and microfilm, without permission in writing from PCTEST. If you have any questions about this international copyright or have an enquiry about obtaining additional rights to this report or assembly of contents thereof, please contact INFO@PCTEST.COM.

West Caldwell Calibration Laboratories Inc.

Certificate of Calibration

for

AXIAL T COIL PROBE

Manufactured by: TEM CONSULTING
Model No: AXIAL T COIL PROBE
Serial No: TEM-1124
Calibration Recall No: 29973

Submitted By:

Customer: ANDREW HARWELL
Company: PCTEST ENGINEERING LAB
Address: 6660-B DOBBIN ROAD
COLUMBIA MD 21045

The subject instrument was calibrated to the indicated specification using standards traceable to the National Institute of Standards and Technology or to accepted values of natural physical constants. This document certifies that the instrument met the following specification upon its return to the submitter.

West Caldwell Calibration Laboratories Procedure No. AXIAL T C TEM C

Upon receipt for Calibration, the instrument was found to be:

Within (X)

tolerance of the indicated specification. See attached Report of Calibration.

The information supplied relates to the calibrated item listed above.

West Caldwell Calibration Laboratories' calibration control system meets the requirements, ISO 10012-1 MIL-STD-45662A, ANSI/NCSL Z540-1, IEC Guide 25, ISO 9001:2015 and ISO 17025.

Note: With this Certificate, Report of Calibration is included.

Approved by:

James Zhu

Calibration Date: 17-May-19

Certificate No: 29973 -1

Quality Manager
ISO/IEC 17025:2005



QA Doc. #1051 Rev. 2.0 10/1/01

Certificate Page 1 of 1

**West Caldwell
Calibration
Laboratories, Inc.**
uncompromised calibration
1575 State Route 96, Victor, NY 14564, U.S.A.



Calibration Lab. Cert. # 1533.01

FCC ID: ZNFV600TM		HAC (T-COIL) TEST REPORT		Approved by: Quality Manager
Filename: 1M1911250198-15-R1.ZNF	Test Dates: 12/02/2019 - 01/17/2020	DUT Type: Portable Handset		Page 91 of 105

© 2020 PCTEST

REV 3.4.M

12/24/2019

© 2020 PCTEST All rights reserved. Unless otherwise specified, no part of this report may be reproduced or utilized in any part, form or by any means, electronic or mechanical, including photocopying and microfilm, without permission in writing from PCTEST. If you have any questions about this international copyright or have an enquiry about obtaining additional rights to this report or assembly of contents thereof, please contact INFO@PCTEST.COM.

REPORT OF CALIBRATION

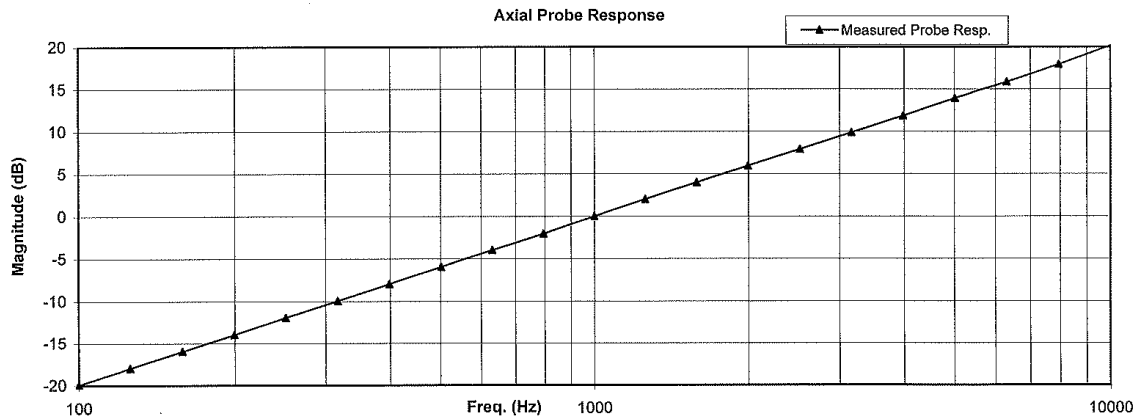
for

TEM Consulting LP Axial T Coil Probe
Company: PCTest Engineering Labs

Model No.: Axial T Coil Probe

Serial No.: TEM-1124
I. D. No.: XXXX

Calibration results:			
Probe Sensitivity measured with Helmholtz Coil			
Helmholtz Coil;			
the number of turns on each coil;	10	No.	
the radius of each coil, in meters;	0.204	m	
the current in the coils, in amperes.;	0.09	A	
Helmholtz Coil Constant;	7.09	A/m/V	
Helmholtz Coil magnetic field;	5.96	A/m	
Before & after data same: ...X...			
Laboratory Environment:			
Ambient Temperature:	20.7	°C	
Ambient Humidity:	42.7	% RH	
Ambient Pressure:	98.256	kPa	
Calibration Date:	17-May-2019		
Calibration Due:	17-May-2020		
Report Number:	29973 -1		
Control Number:	29973		
Probe Sensitivity at	1000	Hz.	
was	-60.41	dBV/A/m	
	0.954	mV/A/m	
Probe resistance	903	Ohms	
The above listed instrument meets or exceeds the tested manufacturer's specifications.			
This Calibration is traceable through NIST test numbers: 683/290345-18			
The expanded uncertainty of calibration: 0.30dB at 95% confidence level with a coverage factor of k=2.			
Graph represents Probes Frequency Response.			



The above listed instrument was checked using calibration procedure documented in West Caldwell Calibration Laboratories Inc. procedure :
Calibration was performed by West Caldwell Calibration Laboratories Inc. under Operating Procedures intended to implement the requirements of ISO10012-1, IEC Guide 25, ANSI/NCSL Z540-1, (MIL-STD-45662A) and ISO 17025

Cal. Date: 17-May-2019
Calibrated on WCCL system type 9700

This document shall not be reproduced, except in full, without the written approval from West Caldwell Cal. Labs. Inc.

Measurements performed by: _____

James Zhu

Rev. 7.0 Jan. 24, 2014 Doc. # 1038 HCATEMC

FCC ID: ZNFV600TM	PCTEST	HAC (T-COIL) TEST REPORT	LG	Approved by: Quality Manager
Filename: 1M1911250198-15-R1.ZNF	Test Dates: 12/02/2019 - 01/17/2020	DUT Type: Portable Handset		Page 92 of 105

HCATEMC_TEM-1124_May-17-2019

West Caldwell Calibration Laboratories Inc.

1575 State Route 96, Victor NY 14564
Tel. (585) 586-3900 FAX (585) 586-4327

Calibration Data Record

TEM Consulting LP Axial T Coil Probe
Company: PCTest Engineering Labs

for
Model No.: Axial T Coil Probe

Serial No.: TEM-1124

Test	Function	Tolerance	Measured values		
			Before	Out	Remarks
1.0	Probe Sensitivity at	1000 Hz. dBV/A/m	-60.41		
2.0	Probe Level Linearity	dB			
		6	6.10		
		0	0.00		
		-6	-6.00		
3.0	Probe Frequency Response	Ref. (0 dB)	-12.00		
		Hz			
		100	-19.9		
		126	-17.9		
		158	-16.0		
		200	-14.0		
		251	-12.0		
		316	-10.0		
		398	-8.0		
		501	-6.0		
		631	-3.9		
		794	-2.0		
		Ref. (0 dB)	1000	0.0	
			1259	2.0	
			1585	4.0	
			1995	5.9	
			2512	7.9	
			3162	9.9	
			3981	11.9	
			5012	13.9	
			6310	15.9	
			7943	18.0	
			10000	20.2	

Instruments used for calibration:			Date of Cal.	Traceability No.	Due Date
HP	34401A	S/N US360641	25-Jul-2018	,1010733	26-Jul-2019
HP	34401A	S/N US361024	25-Jul-2018	,1010733	26-Jul-2019
HP	33120A	S/N US360437	25-Jul-2018	,1010733	26-Jul-2019
B&K	2133	S/N 1583254	25-Jul-2018	683/290345-18	26-Jul-2019

Cal. Date: 17-May-2019



Tested by: James Zhu

Calibrated on WCCL system type 9700

This document shall not be reproduced, except in full, without the written approval from West Caldwell Cal. Labs. Inc.

Rev. 7.0 Jan. 24, 2014 Doc. # 1038 HCATEMC

Page 2 of 2

FCC ID: ZNFV600TM		HAC (T-COIL) TEST REPORT		Approved by: Quality Manager
Filename: 1M1911250198-15-R1.ZNF	Test Dates: 12/02/2019 - 01/17/2020	DUT Type: Portable Handset		Page 93 of 105

© 2020 PCTEST

REV 3.4.M

12/24/2019

© 2020 PCTEST All rights reserved. Unless otherwise specified, no part of this report may be reproduced or utilized in any part, form or by any means, electronic or mechanical, including photocopying and microfilm, without permission in writing from PCTEST. If you have any questions about this international copyright or have an enquiry about obtaining additional rights to this report or assembly of contents thereof, please contact INFO@PCTEST.COM.

West Caldwell Calibration Laboratories Inc.

Certificate of Calibration

for

RADIAL T COIL PROBE

Manufactured by: TEM CONSULTING LP
Model No: RADIAL T COIL PROBE
Serial No: TEM-1129
Calibration Recall No: 29156

Submitted By:

Customer: Andrew Harwell
Company: PCTest Engineering Lab
Address: 6660-B Dobbin Road
Columbia MD 21045

The subject instrument was calibrated to the indicated specification using standards traceable to the National Institute of Standards and Technology or to accepted values of natural physical constants. This document certifies that the instrument met the following specification upon its return to the submitter.

West Caldwell Calibration Laboratories Procedure No. RADIAL T TEM C

Upon receipt for Calibration, the instrument was found to be:

Within (X)

tolerance of the indicated specification. See attached Report of Calibration.

The information supplied relates to the calibrated item listed above.

West Caldwell Calibration Laboratories' calibration control system meets the requirements, ISO 10012-1 MIL-STD-45662A, ANSI/NCSL Z540-1, IEC Guide 25, ISO 9001:2008 and ISO 17025.

Note: With this Certificate, Report of Calibration is included.

Approved by: FC

Calibration Date: 19-Sep-18

Felix Christopher (QA Mgr.)

Certificate No: 29156 -1

ISO/IEC 17025:2005



QA Doc. #1051 Rev. 2.0 10/1/01

Certificate Page 1 of 1

West Caldwell Calibration Laboratories, Inc.
uncompromised calibration
1575 State Route 96, Victor, NY 14564, U.S.A.



Calibration Lab. Cert. # 1533.01

FCC ID: ZNFV600TM		HAC (T-COIL) TEST REPORT		Approved by: Quality Manager
Filename: 1M1911250198-15-R1.ZNF	Test Dates: 12/02/2019 - 01/17/2020	DUT Type: Portable Handset		Page 94 of 105

REPORT OF CALIBRATION

for

TEM Consulting LP Radial T Coil Probe
Company: PCTest Engineering Lab

Model No.: Radial T Coil Probe

Serial No.: TEM-1129
I. D. No.: XXXX

Calibration results:

Probe Sensitivity measured with Helmholtz Coil

<i>Helmholtz Coil;</i>		
the number of turns on each coil;	10	No.
the radius of each coil, in meters;	0.204	m
the current in the coils, in amperes.;	0.08	A
<i>Helmholtz Coil Constant;</i>	7.09	A/m/V
<i>Helmholtz Coil magnetic field;</i>	5.95	A/m

Before & after data same: ...X...

Laboratory Environment:

Ambient Temperature:	22.7	°C
Ambient Humidity:	52.1	% RH
Ambient Pressure:	99.326	kPa
Calibration Date:	19-Sep-2018	
Re-calibration Due:		
Report Number:	29156 -1	
Control Number:	29156	

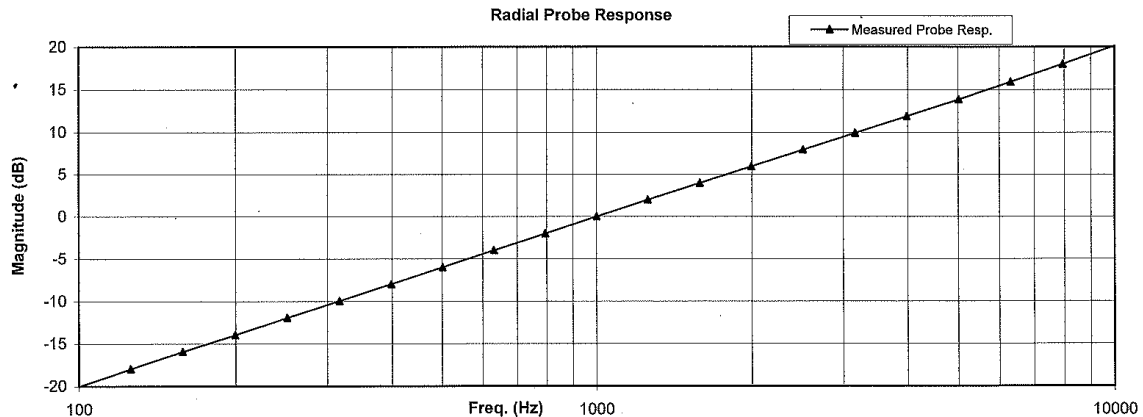
Probe Sensitivity at	1000	Hz.
was	-60.37	dBV/A/m
	0.958	mV/A/m
Probe resistance	886	Ohms

The above listed instrument meets or exceeds the tested manufacturer's specifications.

This Calibration is traceable through NIST test numbers: 683/284413-14

The expanded uncertainty of calibration: 0.30dB at 95% confidence level with a coverage factor of k=2.

Graph represents Probes Frequency Response.



The above listed instrument was checked using calibration procedure documented in West Caldwell

Calibration Laboratories Inc. procedure :

Rev. 7.0 Jan. 24, 2014 Doc. # 1038 HCRTEMC

Calibration was performed by West Caldwell Calibration Laboratories Inc. under Operating Procedures

intended to implement the requirements of ISO10012-1, IEC Guide 25, ANSI/NCCL Z540-1, (MIL-STD-45662A) and ISO 9001:2008, ISO 17025

Cal. Date: 19-Sep-2018

Measurements performed by:

Calibrated on WCCL system type 9700

James Zhu

This document shall not be reproduced, except in full, without the written approval from West Caldwell Cal. Labs. Inc.

Rev. 7.0 Jan. 24, 2014 Doc. # 1038 HCRTEMC

FCC ID: ZNFV600TM	PCTEST	HAC (T-COIL) TEST REPORT	LG	Approved by: Quality Manager
Filename: 1M1911250198-15-R1.ZNF	Test Dates: 12/02/2019 - 01/17/2020	DUT Type: Portable Handset	Page 95 of 105	

HCRTEMC_TEM-1129_Sep-19-2018

West Caldwell Calibration Laboratories Inc.

1575 State Route 96, Victor NY 14564
Tel. (585) 586-3900 FAX (585) 586-4327

Calibration Data Record

TEM Consulting LP Radial T Coil Probe
Company: PCTest Engineering Lab

for
Model No.: Radial T Coil Probe

Serial No.: TEM-1129

Test	Function	Tolerance	Measured values		
			Before	Out	Remarks
1.0	Probe Sensitivity at	1000 Hz. dBV/A/m	-60.37		
2.0	Probe Level Linearity	dB			
		6	6.03		
		0	0.00		
		-6	-6.03		
3.0	Probe Frequency Response	Ref. (0 dB)	-12.05		
		Hz			
		100	-20.0		
		126	-17.9		
		158	-15.9		
		200	-14.0		
		251	-12.0		
		316	-10.0		
		398	-8.0		
		501	-6.0		
		631	-4.0		
		794	-2.0		
		Ref. (0 dB)	1000	0.0	
		1259	2.0		
		1585	4.0		
		1995	6.0		
		2512	7.9		
		3162	9.9		
		3981	11.9		
		5012	13.9		
		6310	15.9		
		7943	18.0		
		10000	20.1		

Instruments used for calibration:			Date of Cal.	Traceability No.	Due Date
HP	34401A	S/N US360641	25-Jul-2018	,287708	25-Jul-2019
HP	34401A	S/N US361024	25-Jul-2018	,287708	25-Jul-2019
HP	33120A	S/N US360437	25-Jul-2018	,287708	25-Jul-2019
B&K	2133	S/N 1583254	25-Jul-2018	683/284413-14	25-Jul-2019

Cal. Date: 19-Sep-2018



Tested by: James Zhu

Calibrated on WCCL system type 9700

This document shall not be reproduced, except in full, without the written approval from West Caldwell Cal. Labs. Inc.

Rev. 7.0 Jan. 24, 2014 Doc. # 1038 HCRTEMC

Page 2 of 2

FCC ID: ZNFV600TM		HAC (T-COIL) TEST REPORT		Approved by: Quality Manager
Filename: 1M1911250198-15-R1.ZNF	Test Dates: 12/02/2019 - 01/17/2020	DUT Type: Portable Handset	Page 96 of 105	

© 2020 PCTEST

REV 3.4.M
12/24/2019

© 2020 PCTEST All rights reserved. Unless otherwise specified, no part of this report may be reproduced or utilized in any part, form or by any means, electronic or mechanical, including photocopying and microfilm, without permission in writing from PCTEST. If you have any questions about this international copyright or have an enquiry about obtaining additional rights to this report or assembly of contents thereof, please contact INFO@PCTEST.COM.

West Caldwell Calibration Laboratories Inc.

Certificate of Calibration

for

RADIAL T COIL PROBE

Manufactured by: TEM CONSULTING
Model No: RADIAL T COIL PROBE
Serial No: TEM-1130
Calibration Recall No: 29973

Submitted By:

Customer: ANDREW HARWELL
Company: PCTEST ENGINEERING LAB
Address: 6660-B DOBBIN ROAD
COLUMBIA MD 21045

The subject instrument was calibrated to the indicated specification using standards traceable to the National Institute of Standards and Technology or to accepted values of natural physical constants. This document certifies that the instrument met the following specification upon its return to the submitter.

West Caldwell Calibration Laboratories Procedure No. RADIAL T TEM C

Upon receipt for Calibration, the instrument was found to be:

Within (X)

tolerance of the indicated specification. See attached Report of Calibration.

The information supplied relates to the calibrated item listed above.

West Caldwell Calibration Laboratories' calibration control system meets the requirements, ISO 10012-1 MIL-STD-45662A, ANSI/NCSL Z540-1, IEC Guide 25, ISO 9001:2015 and ISO 17025.

Note: With this Certificate, Report of Calibration is Included.

Approved by:

James Zhu

Calibration Date: 17-May-19

Certificate No: 29973 -2

Quality Manager
ISO/IEC 17025:2005



QA Doc. #1051 Rev. 2.0 10/1/01

Certificate Page 1 of 1

**West Caldwell
Calibration
Laboratories, Inc.**
uncompromised calibration
1575 State Route 96, Victor, NY 14584, U.S.A.



Calibration Lab. Cert. # 1533.01

FCC ID: ZNFV600TM		HAC (T-COIL) TEST REPORT		Approved by: Quality Manager
Filename: 1M1911250198-15-R1.ZNF	Test Dates: 12/02/2019 - 01/17/2020	DUT Type: Portable Handset		Page 97 of 105

© 2020 PCTEST

REV 3.4.M

12/24/2019

© 2020 PCTEST All rights reserved. Unless otherwise specified, no part of this report may be reproduced or utilized in any part, form or by any means, electronic or mechanical, including photocopying and microfilm, without permission in writing from PCTEST. If you have any questions about this international copyright or have an enquiry about obtaining additional rights to this report or assembly of contents thereof, please contact INFO@PCTEST.COM.



REPORT OF CALIBRATION

for

TEM Consulting LP Radial T Coil Probe
Company: PCTest Engineering Labs

Model No.: Radial T Coil Probe

Serial No.: TEM-1130
I. D. No.: XXXX

Calibration results:

Probe Sensitivity measured with Helmholtz Coil

<i>Helmholtz Coil;</i>		
the number of turns on each coil;	10	No.
the radius of each coil, in meters;	0.204	m
the current in the coils, in amperes.;	0.08	A
<i>Helmholtz Coil Constant;</i>	7.09	A/m/V
<i>Helmholtz Coil magnetic field;</i>	5.94	A/m

Before & after data same: ...X...

Probe Sensitivity at	1000	Hz.
was	-60.37	dBV/A/m
	0.958	mV/A/m
Probe resistance	895	Ohms

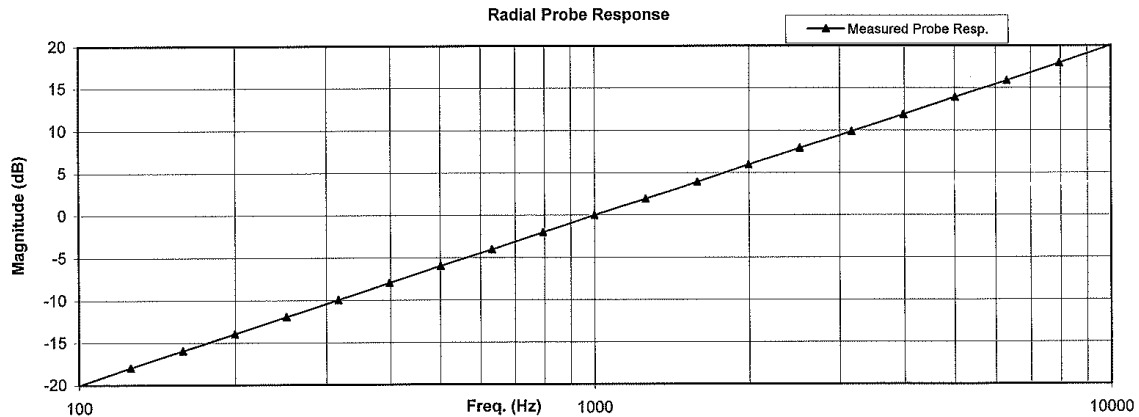
Laboratory Environment:	
Ambient Temperature:	20.7 °C
Ambient Humidity:	42.7 % RH
Ambient Pressure:	98.256 kPa
Calibration Date:	17-May-2019
Calibration Due:	17-May-2020
Report Number:	29973 -2
Control Number:	29973

The above listed instrument meets or exceeds the tested manufacturer's specifications.

This Calibration is traceable through NIST test numbers: 683/290345-18

The expanded uncertainty of calibration: 0.30dB at 95% confidence level with a coverage factor of k=2.

Graph represents Probes Frequency Response.



The above listed instrument was checked using calibration procedure documented in West Caldwell

Calibration Laboratories Inc. procedure :

Rev. 7.0 Jan. 24, 2014 Doc. # 1038 HCRTEMC

Calibration was performed by West Caldwell Calibration Laboratories Inc. under Operating Procedures

intended to implement the requirements of ISO10012-1, IEC Guide 25, ANSI/NCSL Z540-1, (MIL-STD-45662A) and ISO 17025

Cal. Date: 17-May-2019

Measurements performed by:

Calibrated on WCCL system type 9700

James Zhu

This document shall not be reproduced, except in full, without the written approval from West Caldwell Cal. Labs. Inc.

Rev. 7.0 Jan. 24, 2014 Doc. # 1038 HCRTEMC

FCC ID: ZNFV600TM		HAC (T-COIL) TEST REPORT		Approved by: Quality Manager
Filename: 1M1911250198-15-R1.ZNF	Test Dates: 12/02/2019 - 01/17/2020	DUT Type: Portable Handset		Page 98 of 105

HCRTEMC_TEM-1130_May-17-2019

West Caldwell Calibration Laboratories Inc.

1575 State Route 96, Victor NY 14564
Tel. (585) 586-3900 FAX (585) 586-4327

Calibration Data Record

TEM Consulting LP Radial T Coil Probe for Model No.: Radial T Coil Probe Serial No.: TEM-1130
Company: PCTest Engineering Labs

Test	Function	Tolerance	Measured values		
			Before	Out	Remarks
1.0	Probe Sensitivity at	1000 Hz. dBV/A/m	-60.37		
2.0	Probe Level Linearity	dB 6 0 -6 -12 Ref. (0 dB)	6.00 0.00 -6.10 -12.10		
3.0	Probe Frequency Response	Hz 100 126 158 200 251 316 398 501 631 794 1000 1259 1585 1995 2512 3162 3981 5012 6310 7943 10000 Ref. (0 dB)	-20.0 -17.9 -16.0 -14.0 -12.0 -10.0 -8.0 -6.0 -4.0 -2.0 0.0 1.9 3.9 5.9 7.9 9.9 11.9 13.9 15.9 18.0 20.1		

Instruments used for calibration:				Date of Cal.	Traceability No.	Due Date
HP	34401A	S/N	US360641	25-Jul-2018	,1010733	26-Jul-2019
HP	34401A	S/N	US361024	25-Jul-2018	,1010733	26-Jul-2019
HP	33120A	S/N	US360437	25-Jul-2018	,1010733	26-Jul-2019
B&K	2133	S/N	1583254	25-Jul-2018	683/290345-18	26-Jul-2019



Cal. Date: 17-May-2019
Calibrated on WCCL system type 9700

Tested by: James Zhu

This document shall not be reproduced, except in full, without the written approval from West Caldwell Cal. Labs. Inc.

Rev. 7.0 Jan. 24, 2014 Doc. # 1038 HCRTEMC

Page 2 of 2

FCC ID: ZNFV600TM		HAC (T-COIL) TEST REPORT		Approved by: Quality Manager
Filename: 1M1911250198-15-R1.ZNF	Test Dates: 12/02/2019 - 01/17/2020	DUT Type: Portable Handset		Page 99 of 105

© 2020 PCTEST



REV 3.4.M
12/24/2019

© 2020 PCTEST All rights reserved. Unless otherwise specified, no part of this report may be reproduced or utilized in any part, form or by any means, electronic or mechanical, including photocopying and microfilm, without permission in writing from PCTEST. If you have any questions about this international copyright or have an enquiry about obtaining additional rights to this report or assembly of contents thereof, please contact INFO@PCTEST.COM.

14. CONCLUSION

The measurements indicate that the wireless communications device complies with the HAC limits specified in accordance with the ANSI C63.19 Standard and FCC WT Docket No. 01-309 RM-8658. Precise laboratory measures were taken to assure repeatability of the tests. The tested device complies with the requirements in respect to all parameters specific to the test. The test results and statements relate only to the item(s) tested.

The measurement system and techniques presented in this evaluation are proposed in the ANSI standard as a means of best approximating wireless device compatibility with a hearing-aid. The literature is under continual re-construction.

FCC ID: ZNFV600TM		HAC (T-COIL) TEST REPORT		Approved by: Quality Manager
Filename: 1M1911250198-15-R1.ZNF	Test Dates: 12/02/2019 - 01/17/2020	DUT Type: Portable Handset		Page 100 of 105

© 2020 PCTEST



REV 3.4.M

12/24/2019

© 2020 PCTEST All rights reserved. Unless otherwise specified, no part of this report may be reproduced or utilized in any part, form or by any means, electronic or mechanical, including photocopying and microfilm, without permission in writing from PCTEST. If you have any questions about this international copyright or have an enquiry about obtaining additional rights to this report or assembly of contents thereof, please contact INFO@PCTEST.COM.

15. REFERENCES

1. ANSI C63.19-2011, American National Standard for Methods of Measurement of Compatibility between Wireless communication devices and Hearing Aids., New York, NY, IEEE, May 2011
2. FCC Office of Engineering and Technology KDB, "285076 D01 HAC Guidance v05," September 13, 2017
3. FCC Office of Engineering and Technology KDB, "285076 D02 T-Coil Testing for CMRS IP v03," September 13, 2017
4. FCC Public Notice DA 06-1215, *Wireless Telecommunications Bureau and Office of Engineering and Technology Clarify Use of Revised Wireless Phone Hearing Aid Compatibility Standard*, June 6, 2006
5. FCC 3G Review Guidance, Laboratory Division OET FCC, May/June 2006
6. Berger, H. S., "Compatibility Between Hearing Aids and Wireless Devices," Electronic Industries Forum, Boston, MA, May, 1997
7. Berger, H. S., "Hearing Aid and Cellular Phone Compatibility: Working Toward Solutions," Wireless Telephones and Hearing Aids: New Challenges for Audiology, Gallaudet University, Washington, D.C., May, 1997 (To be reprinted in the American Journal of Audiology).
8. Berger, H. S., "Hearing Aid Compatibility with Wireless Communications Devices," IEEE International Symposium on Electromagnetic Compatibility, Austin, TX, August, 1997.
9. Bronaugh, E. L., "Simplifying EMI Immunity (Susceptibility) Tests in TEM Cells," in the 1990 IEEE International Symposium on Electromagnetic Compatibility Symposium Record, Washington, D.C., August 1990, pp. 488-491
10. Byrne, D. and Dillon, H., The National Acoustics Laboratory (NAL) New Procedure for Selecting the Gain and Frequency Response of a Hearing Aid, Ear and Hearing 7:257-265, 1986.
11. Crawford, M. L., "Measurement of Electromagnetic Radiation from Electronic Equipment using TEM Transmission Cells," U.S. Department of Commerce, National Bureau of Standards, NBSIR 73-306, Feb. 1973.
12. Crawford, M. L., and Workman, J. L., "Using a TEM Cell for EMC Measurements of Electronic Equipment," U.S. Department of Commerce, National Bureau of Standards. Technical Note 1013, July 1981.
13. EHIMA GSM Project, Development phase, Project Report (1st part) Revision A. Technical-Audiological Laboratory and Telecom Denmark, October 1993.
14. EHIMA GSM Project, Development phase, Part II Project Report. Technical-Audiological Laboratory and Telecom Denmark, June 1994.
15. EHIMA GSM Project Final Report, Hearing Aids and GSM Mobile Telephones: Interference Problems, Methods of Measurement and Levels of Immunity. Technical-Audiological Laboratory and Telecom Denmark, 1995.
16. HAMPIS Report, Comparison of Mobile phone electromagnetic near field with an upscaled electromagnetic far field, using hearing aid as reference, 21 October 1999.
17. Hearing Aids/GSM, Report from OTWIDAM, Technical-Audiological Laboratory and Telecom Denmark, April 1993.
18. IEEE 100, The Authoritative Dictionary of IEEE Standards Terms, Seventh Edition.
19. Joyner, K. H, et. al., Interference to Hearing Aids by the New Digital Mobile Telephone System, Global System for Mobile (GSM) Communication Standard, National Acoustic Laboratory, Australian Hearing Series, Sydney 1993.
20. Joyner, K. H., et. al., Interference to Hearing Aids by the Digital Mobile Telephone System, Global System for Mobile Communications (GSM), NAL Report #131, National Acoustic Laboratory, Australian Hearing Series, Sydney, 1995.
21. Kecker, W. T., Crawford, M. L., and Wilson, W. A., "Construction of a Transverse Electromagnetic Cell", U.S. Department of Commerce, National Bureau of Standards, Technical Note 1011, Nov. 1978.
22. Konigstein, D., and Hansen, D., "A New Family of TEM Cells with enlarged bandwidth and Optimized working Volume," in the Proceedings of the 7th International Symposium on EMC, Zurich, Switzerland, March 1987; 50:9, pp. 127-132.

FCC ID: ZNFV600TM		HAC (T-COIL) TEST REPORT		Approved by: Quality Manager
Filename: 1M1911250198-15-R1.ZNF	Test Dates: 12/02/2019 - 01/17/2020	DUT Type: Portable Handset		Page 101 of 105



© 2020 PCTEST

REV 3.4.M

12/24/2019

© 2020 PCTEST All rights reserved. Unless otherwise specified, no part of this report may be reproduced or utilized in any part, form or by any means, electronic or mechanical, including photocopying and microfilm, without permission in writing from PCTEST. If you have any questions about this international copyright or have an enquiry about obtaining additional rights to this report or assembly of contents thereof, please contact INFO@PCTEST.COM.

23. Kuk, F., and Hjorstgaard, N. K., "Factors affecting interference from digital cellular telephones," Hearing Journal, 1997; 50:9, pp 32-34.
24. Ma, M. A., and Kanda, M., "Electromagnetic Compatibility and Interference Metrology," U.S. Department of Commerce, National Bureau of Standards, Technical Note 1099, July 1986, pp. 17-43.
25. Ma, M. A., Sreenivashiah, I. , and Chang, D. C., "A Method of Determining the Emission and Susceptibility Levels of Electrically Small Objects Using a TEM Cell," U.S. Department of Commerce, National Bureau of Standards, Technial Note 1040, July 1981.
26. McCandless, G. A., and Lyregaard, P. E., Prescription of Gain/Output (POGO) for Hearing Aids, Hearing Instruments 1:16-21, 1983
27. Skopec, M., "Hearing Aid Electromagnetic Interference from Digital Wireless Telephones, "IEEE Transactions on Rehabilitation Engineering, vol. 6, no. 2, pp. 235-239, June 1998.
28. Technical Report, GSM 05.90, GSM EMC Considerations, European Telecommunications Standards Institute, January 1993.
29. Victorian, T. A., "Digital Cellular Telephone Interference and Hearing Aid Compatibility—an Update," Hearing Journal 1998; 51:10, pp. 53-60
30. Wong, G. S. K., and Embleton, T. F. W., eds., AIP Handbook of Condenser Microphones: Theory, Calibration and Measurements, AIP Press.

FCC ID: ZNFV600TM		HAC (T-COIL) TEST REPORT		Approved by: Quality Manager
Filename: 1M1911250198-15-R1.ZNF	Test Dates: 12/02/2019 - 01/17/2020	DUT Type: Portable Handset		Page 102 of 105

© 2020 PCTEST

REV 3.4.M

12/24/2019

© 2020 PCTEST All rights reserved. Unless otherwise specified, no part of this report may be reproduced or utilized in any part, form or by any means, electronic or mechanical, including photocopying and microfilm, without permission in writing from PCTEST. If you have any questions about this international copyright or have an enquiry about obtaining additional rights to this report or assembly of contents thereof, please contact INFO@PCTEST.COM.