

## APPENDIX C: PROBE CALIBRATION



Accredited by the Swiss Accreditation Service (SAS)

Accreditation No.: **SCS 0108**

The Swiss Accreditation Service is one of the signatories to the EA  
Multilateral Agreement for the recognition of calibration certificates

Client **PC Test**

Certificate No: **D750V3-1003\_Jan17**

## CALIBRATION CERTIFICATE

Object **D750V3 - SN:1003**

Calibration procedure(s) **QA CAL-05.v9**  
**Calibration procedure for dipole validation kits above 700 MHz**

*BNV*  
*01/26/2017*

Calibration date: **January 11, 2017**

This calibration certificate documents the traceability to national standards, which realize the physical units of measurements (SI).  
The measurements and the uncertainties with confidence probability are given on the following pages and are part of the certificate.

All calibrations have been conducted in the closed laboratory facility: environment temperature  $(22 \pm 3)^{\circ}\text{C}$  and humidity  $< 70\%$ .

Calibration Equipment used (M&TE critical for calibration)

| Primary Standards           | ID #               | Cal Date (Certificate No.)        | Scheduled Calibration  |
|-----------------------------|--------------------|-----------------------------------|------------------------|
| Power meter NRP             | SN: 104778         | 06-Apr-16 (No. 217-02288/02289)   | Apr-17                 |
| Power sensor NRP-Z91        | SN: 103244         | 06-Apr-16 (No. 217-02288)         | Apr-17                 |
| Power sensor NRP-Z91        | SN: 103245         | 06-Apr-16 (No. 217-02289)         | Apr-17                 |
| Reference 20 dB Attenuator  | SN: 5058 (20k)     | 05-Apr-16 (No. 217-02292)         | Apr-17                 |
| Type-N mismatch combination | SN: 5047.2 / 06327 | 05-Apr-16 (No. 217-02295)         | Apr-17                 |
| Reference Probe EX3DV4      | SN: 7349           | 31-Dec-16 (No. EX3-7349_Dec16)    | Dec-17                 |
| DAE4                        | SN: 601            | 04-Jan-17 (No. DAE4-601_Jan17)    | Jan-18                 |
| Secondary Standards         | ID #               | Check Date (in house)             | Scheduled Check        |
| Power meter EPM-442A        | SN: GB37480704     | 07-Oct-15 (in house check Oct-16) | In house check: Oct-18 |
| Power sensor HP 8481A       | SN: US37292783     | 07-Oct-15 (in house check Oct-16) | In house check: Oct-18 |
| Power sensor HP 8481A       | SN: MY41092317     | 07-Oct-15 (in house check Oct-16) | In house check: Oct-18 |
| RF generator R&S SMT-06     | SN: 100972         | 15-Jun-15 (in house check Oct-16) | In house check: Oct-18 |
| Network Analyzer HP 8753E   | SN: US37390585     | 18-Oct-01 (in house check Oct-16) | In house check: Oct-17 |

Calibrated by: **Jeton Kastrati**      Name: **Jeton Kastrati**      Function: **Laboratory Technician**

Signature: *[Signature]*

Approved by: **Katja Pokovic**      Technical Manager

Issued: January 11, 2017

This calibration certificate shall not be reproduced except in full without written approval of the laboratory.



Accredited by the Swiss Accreditation Service (SAS)  
The Swiss Accreditation Service is one of the signatories to the EA  
Multilateral Agreement for the recognition of calibration certificates

Accreditation No.: **SCS 0108**

**Glossary:**

|       |                                 |
|-------|---------------------------------|
| TSL   | tissue simulating liquid        |
| ConvF | sensitivity in TSL / NORM x,y,z |
| N/A   | not applicable or not measured  |

**Calibration is Performed According to the Following Standards:**

- IEEE Std 1528-2013, "IEEE Recommended Practice for Determining the Peak Spatial-Averaged Specific Absorption Rate (SAR) in the Human Head from Wireless Communications Devices: Measurement Techniques", June 2013
- IEC 62209-1, "Procedure to measure the Specific Absorption Rate (SAR) for hand-held devices used in close proximity to the ear (frequency range of 300 MHz to 3 GHz)", February 2005
- IEC 62209-2, "Procedure to determine the Specific Absorption Rate (SAR) for wireless communication devices used in close proximity to the human body (frequency range of 30 MHz to 6 GHz)", March 2010
- KDB 865664, "SAR Measurement Requirements for 100 MHz to 6 GHz"

**Additional Documentation:**

- DASY4/5 System Handbook

**Methods Applied and Interpretation of Parameters:**

- Measurement Conditions:** Further details are available from the Validation Report at the end of the certificate. All figures stated in the certificate are valid at the frequency indicated.
- Antenna Parameters with TSL:** The dipole is mounted with the spacer to position its feed point exactly below the center marking of the flat phantom section, with the arms oriented parallel to the body axis.
- Feed Point Impedance and Return Loss:** These parameters are measured with the dipole positioned under the liquid filled phantom. The impedance stated is transformed from the measurement at the SMA connector to the feed point. The Return Loss ensures low reflected power. No uncertainty required.
- Electrical Delay:** One-way delay between the SMA connector and the antenna feed point. No uncertainty required.
- SAR measured:** SAR measured at the stated antenna input power.
- SAR normalized:** SAR as measured, normalized to an input power of 1 W at the antenna connector.
- SAR for nominal TSL parameters:** The measured TSL parameters are used to calculate the nominal SAR result.

The reported uncertainty of measurement is stated as the standard uncertainty of measurement multiplied by the coverage factor  $k=2$ , which for a normal distribution corresponds to a coverage probability of approximately 95%.

## Measurement Conditions

DASY system configuration, as far as not given on page 1.

|                              |                        |             |
|------------------------------|------------------------|-------------|
| DASY Version                 | DASY5                  | V52.8.8     |
| Extrapolation                | Advanced Extrapolation |             |
| Phantom                      | Modular Flat Phantom   |             |
| Distance Dipole Center - TSL | 15 mm                  | with Spacer |
| Zoom Scan Resolution         | dx, dy, dz = 5 mm      |             |
| Frequency                    | 750 MHz $\pm$ 1 MHz    |             |

## Head TSL parameters

The following parameters and calculations were applied.

|   | Temperature         | Permittivity   | Conductivity         |
|---|---------------------|----------------|----------------------|
| Nominal Head TSL parameters             | 22.0 °C             | 41.9           | 0.89 mho/m           |
| Measured Head TSL parameters            | (22.0 $\pm$ 0.2) °C | 41.6 $\pm$ 6 % | 0.89 mho/m $\pm$ 6 % |
| Head TSL temperature change during test | < 0.5 °C            | ----           | ----                 |

## SAR result with Head TSL

|   |                    |                              |
|---|--------------------|------------------------------|
| SAR averaged over 1 cm <sup>3</sup> (1 g) of Head TSL | Condition          |                              |
| SAR measured  | 250 mW input power | 2.10 W/kg                    |
| SAR for nominal Head TSL parameters                   | normalized to 1W   | 8.39 W/kg $\pm$ 17.0 % (k=2) |

|   |                    |                              |
|---|--------------------|------------------------------|
| SAR averaged over 10 cm <sup>3</sup> (10 g) of Head TSL | condition          |                              |
| SAR measured  | 250 mW input power | 1.36 W/kg                    |
| SAR for nominal Head TSL parameters                     | normalized to 1W   | 5.43 W/kg $\pm$ 16.5 % (k=2) |

## Body TSL parameters

The following parameters and calculations were applied.

|   | Temperature         | Permittivity   | Conductivity         |
|---|---------------------|----------------|----------------------|
| Nominal Body TSL parameters             | 22.0 °C             | 55.5           | 0.96 mho/m           |
| Measured Body TSL parameters            | (22.0 $\pm$ 0.2) °C | 54.2 $\pm$ 6 % | 0.96 mho/m $\pm$ 6 % |
| Body TSL temperature change during test | < 0.5 °C            | ----           | ----                 |

## SAR result with Body TSL

|   |                    |                              |
|---|--------------------|------------------------------|
| SAR averaged over 1 cm <sup>3</sup> (1 g) of Body TSL | Condition          |                              |
| SAR measured  | 250 mW input power | 2.21 W/kg                    |
| SAR for nominal Body TSL parameters                   | normalized to 1W   | 8.79 W/kg $\pm$ 17.0 % (k=2) |

|   |                    |                              |
|---|--------------------|------------------------------|
| SAR averaged over 10 cm <sup>3</sup> (10 g) of Body TSL | condition          |                              |
| SAR measured  | 250 mW input power | 1.45 W/kg                    |
| SAR for nominal Body TSL parameters                     | normalized to 1W   | 5.78 W/kg $\pm$ 16.5 % (k=2) |

## Appendix (Additional assessments outside the scope of SCS 0108)

### Antenna Parameters with Head TSL

|                                      |                                |
|--------------------------------------|--------------------------------|
| Impedance, transformed to feed point | 54.3 $\Omega$ - 1.4 j $\Omega$ |
| Return Loss                          | - 27.3 dB                      |

### Antenna Parameters with Body TSL

|                                      |                                |
|--------------------------------------|--------------------------------|
| Impedance, transformed to feed point | 49.4 $\Omega$ - 6.0 j $\Omega$ |
| Return Loss                          | - 24.4 dB                      |

### General Antenna Parameters and Design

|                                  |          |
|----------------------------------|----------|
| Electrical Delay (one direction) | 1.034 ns |
|----------------------------------|----------|

After long term use with 100W radiated power, only a slight warming of the dipole near the feedpoint can be measured.

The dipole is made of standard semirigid coaxial cable. The center conductor of the feeding line is directly connected to the second arm of the dipole. The antenna is therefore short-circuited for DC-signals. On some of the dipoles, small end caps are added to the dipole arms in order to improve matching when loaded according to the position as explained in the "Measurement Conditions" paragraph. The SAR data are not affected by this change. The overall dipole length is still according to the Standard.

No excessive force must be applied to the dipole arms, because they might bend or the soldered connections near the feedpoint may be damaged.

### Additional EUT Data

|                 |                  |
|-----------------|------------------|
| Manufactured by | SPEAG            |
| Manufactured on | January 21, 2009 |

## DASY5 Validation Report for Head TSL

Date: 11.01.2017

Test Laboratory: SPEAG, Zurich, Switzerland

**DUT: Dipole 750 MHz; Type: D750V3; Serial: D750V3 - SN:1003**

Communication System: UID 0 - CW; Frequency: 750 MHz

Medium parameters used:  $f = 750 \text{ MHz}$ ;  $\sigma = 0.89 \text{ S/m}$ ;  $\epsilon_r = 41.6$ ;  $\rho = 1000 \text{ kg/m}^3$

Phantom section: Flat Section

Measurement Standard: DASY5 (IEEE/IEC/ANSI C63.19-2011)

DASY52 Configuration:

- Probe: EX3DV4 - SN7349; ConvF(10.17, 10.17, 10.17); Calibrated: 31.12.2016;
- Sensor-Surface: 1.4mm (Mechanical Surface Detection)
- Electronics: DAE4 Sn601; Calibrated: 04.01.2017
- Phantom: Flat Phantom 4.9 (front); Type: QD 00L P49 AA; Serial: 1001
- DASY52 52.8.8(1258); SEMCAD X 14.6.10(7372)

**Dipole Calibration for Head Tissue/Pin=250 mW, d=15mm/Zoom Scan (7x7x7)/Cube 0:**


Measurement grid:  $dx=5\text{mm}$ ,  $dy=5\text{mm}$ ,  $dz=5\text{mm}$

Reference Value = 59.38 V/m; Power Drift = -0.01 dB

Peak SAR (extrapolated) = 3.20 W/kg

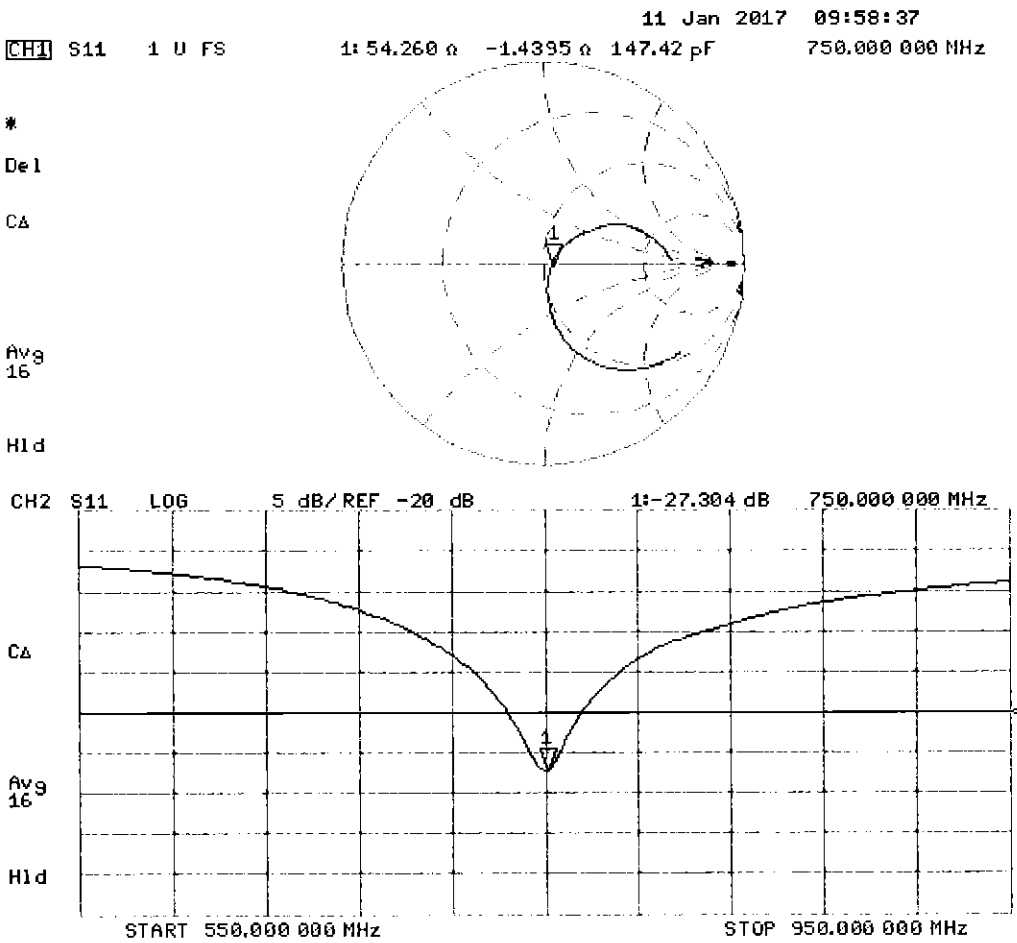
**SAR(1 g) = 2.1 W/kg; SAR(10 g) = 1.36 W/kg**

Maximum value of SAR (measured) = 2.82 W/kg



0 dB = 2.82 W/kg = 4.50 dBW/kg

Impedance Measurement Plot for Head TSL



## DASY5 Validation Report for Body TSL

Date: 10.01.2017

Test Laboratory: SPEAG, Zurich, Switzerland

**DUT: Dipole 750 MHz; Type: D750V3; Serial: D750V3 - SN:1003**

Communication System: UID 0 - CW; Frequency: 750 MHz

Medium parameters used:  $f = 750 \text{ MHz}$ ;  $\sigma = 0.96 \text{ S/m}$ ;  $\epsilon_r = 54.2$ ;  $\rho = 1000 \text{ kg/m}^3$

Phantom section: Flat Section

Measurement Standard: DASY5 (IEEE/IEC/ANSI C63.19-2011)

DASY52 Configuration:

- Probe: EX3DV4 - SN7349; ConvF(9.99, 9.99, 9.99); Calibrated: 31.12.2016;
- Sensor-Surface: 1.4mm (Mechanical Surface Detection)
- Electronics: DAE4 Sn601; Calibrated: 04.01.2017
- Phantom: Flat Phantom 4.9 (Back); Type: QD 00R P49 AA; Serial: 1005
- DASY52 52.8.8(1258); SEMCAD X 14.6.10(7372)

**Dipole Calibration for Body Tissue/Pin=250 mW, d=15mm/Zoom Scan (7x7x7)/Cube 0:**


Measurement grid:  $dx=5\text{mm}$ ,  $dy=5\text{mm}$ ,  $dz=5\text{mm}$

Reference Value = 58.22 V/m; Power Drift = -0.02 dB

Peak SAR (extrapolated) = 3.40 W/kg

**SAR(1 g) = 2.21 W/kg; SAR(10 g) = 1.45 W/kg**

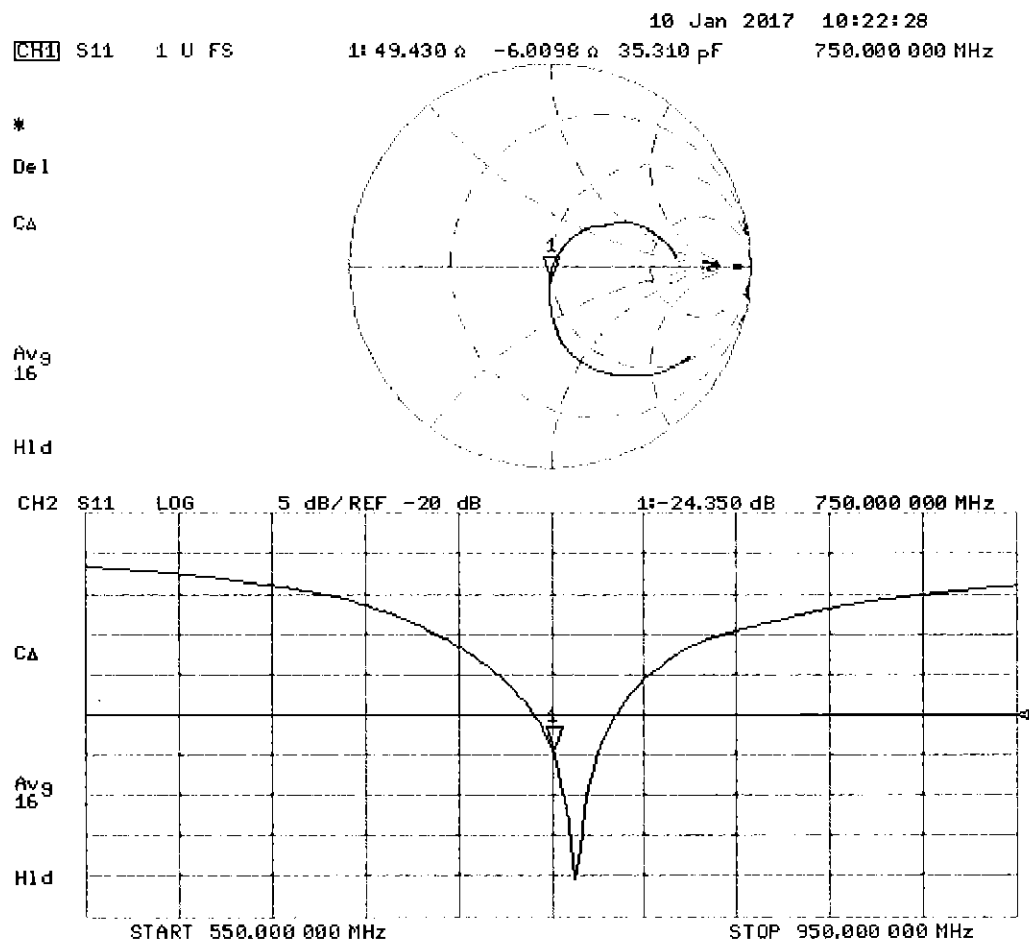
Maximum value of SAR (measured) = 2.98 W/kg



0 dB = 2.98 W/kg = 4.74 dBW/kg



# Impedance Measurement Plot for Body TSL





Accredited by the Swiss Accreditation Service (SAS)  
 The Swiss Accreditation Service is one of the signatories to the EA  
 Multilateral Agreement for the recognition of calibration certificates

Accreditation No.: **SCS 0108**

Client **PC Test**

Certificate No: **D835V2-4d047\_Jul16**

## CALIBRATION CERTIFICATE

Object **D835V2 - SN:4d047**

Calibration procedure(s) **QA CAL-05.v9**  
**Calibration procedure for dipole validation kits above 700 MHz**

Calibration date: **July 13, 2016**

BNV  
 7/16/2016

This calibration certificate documents the traceability to national standards, which realize the physical units of measurements (SI).  
 The measurements and the uncertainties with confidence probability are given on the following pages and are part of the certificate.

All calibrations have been conducted in the closed laboratory facility: environment temperature ( $22 \pm 3$ )°C and humidity < 70%.

Calibration Equipment used (M&TE critical for calibration)

| Primary Standards           | ID #               | Cal Date (Certificate No.)        | Scheduled Calibration  |
|-----------------------------|--------------------|-----------------------------------|------------------------|
| Power meter NRP             | SN: 104778         | 06-Apr-16 (No. 217-02288/02289)   | Apr-17                 |
| Power sensor NRP-Z91        | SN: 103244         | 06-Apr-16 (No. 217-02288)         | Apr-17                 |
| Power sensor NRP-Z91        | SN: 103245         | 06-Apr-16 (No. 217-02289)         | Apr-17                 |
| Reference 20 dB Attenuator  | SN: 5058 (20k)     | 05-Apr-16 (No. 217-02292)         | Apr-17                 |
| Type-N mismatch combination | SN: 5047.2 / 06327 | 05-Apr-16 (No. 217-02295)         | Apr-17                 |
| Reference Probe EX3DV4      | SN: 7349           | 15-Jun-16 (No. EX3-7349_Jun16)    | Jun-17                 |
| DAE4                        | SN: 601            | 30-Dec-15 (No. DAE4-601_Dec15)    | Dec-16                 |
| Secondary Standards         | ID #               | Check Date (in house)             | Scheduled Check        |
| Power meter EPM-442A        | SN: GB37480704     | 07-Oct-15 (No. 217-02222)         | In house check: Oct-16 |
| Power sensor HP 8481A       | SN: US37292783     | 07-Oct-15 (No. 217-02222)         | In house check: Oct-16 |
| Power sensor HP 8481A       | SN: MY41092317     | 07-Oct-15 (No. 217-02223)         | In house check: Oct-16 |
| RF generator R&S SMT-06     | SN: 100972         | 15-Jun-15 (in house check Jun-15) | In house check: Oct-16 |
| Network Analyzer HP 8753E   | SN: US37390585     | 18-Oct-01 (in house check Oct-15) | In house check: Oct-16 |

Calibrated by: **Jeton Kastrati** Name **Function**  
**Laboratory Technician**

Approved by: **Katja Pokovic** **Technical Manager**

Signature

Issued: July 13, 2016

This calibration certificate shall not be reproduced except in full without written approval of the laboratory.



Accredited by the Swiss Accreditation Service (SAS)

Accreditation No.: **SCS 0108**

The Swiss Accreditation Service is one of the signatories to the EA  
Multilateral Agreement for the recognition of calibration certificates

### Glossary:

|       |                                 |
|-------|---------------------------------|
| TSL   | tissue simulating liquid        |
| ConvF | sensitivity in TSL / NORM x,y,z |
| N/A   | not applicable or not measured  |

### Calibration is Performed According to the Following Standards:

- IEEE Std 1528-2013, "IEEE Recommended Practice for Determining the Peak Spatial-Averaged Specific Absorption Rate (SAR) in the Human Head from Wireless Communications Devices: Measurement Techniques", June 2013
- IEC 62209-1, "Procedure to measure the Specific Absorption Rate (SAR) for hand-held devices used in close proximity to the ear (frequency range of 300 MHz to 3 GHz)", February 2005
- IEC 62209-2, "Procedure to determine the Specific Absorption Rate (SAR) for wireless communication devices used in close proximity to the human body (frequency range of 30 MHz to 6 GHz)", March 2010
- KDB 865664, "SAR Measurement Requirements for 100 MHz to 6 GHz"

### Additional Documentation:

- DASY4/5 System Handbook

### Methods Applied and Interpretation of Parameters:

- Measurement Conditions:** Further details are available from the Validation Report at the end of the certificate. All figures stated in the certificate are valid at the frequency indicated.
- Antenna Parameters with TSL:** The dipole is mounted with the spacer to position its feed point exactly below the center marking of the flat phantom section, with the arms oriented parallel to the body axis.
- Feed Point Impedance and Return Loss:** These parameters are measured with the dipole positioned under the liquid filled phantom. The impedance stated is transformed from the measurement at the SMA connector to the feed point. The Return Loss ensures low reflected power. No uncertainty required.
- Electrical Delay:** One-way delay between the SMA connector and the antenna feed point. No uncertainty required.
- SAR measured:** SAR measured at the stated antenna input power.
- SAR normalized:** SAR as measured, normalized to an input power of 1 W at the antenna connector.
- SAR for nominal TSL parameters:** The measured TSL parameters are used to calculate the nominal SAR result.

The reported uncertainty of measurement is stated as the standard uncertainty of measurement multiplied by the coverage factor  $k=2$ , which for a normal distribution corresponds to a coverage probability of approximately 95%.

## Measurement Conditions

DASY system configuration, as far as not given on page 1.

|                              |                        |             |
|------------------------------|------------------------|-------------|
| DASY Version                 | DASY5                  | V52.8.8     |
| Extrapolation                | Advanced Extrapolation |             |
| Phantom                      | Modular Flat Phantom   |             |
| Distance Dipole Center - TSL | 15 mm                  | with Spacer |
| Zoom Scan Resolution         | dx, dy, dz = 5 mm      |             |
| Frequency                    | 835 MHz $\pm$ 1 MHz    |             |

## Head TSL parameters

The following parameters and calculations were applied.

|   | Temperature         | Permittivity   | Conductivity         |
|---|---------------------|----------------|----------------------|
| Nominal Head TSL parameters             | 22.0 °C             | 41.5           | 0.90 mho/m           |
| Measured Head TSL parameters            | (22.0 $\pm$ 0.2) °C | 40.6 $\pm$ 6 % | 0.94 mho/m $\pm$ 6 % |
| Head TSL temperature change during test | < 0.5 °C            | ----           | ----                 |

## SAR result with Head TSL

|   |                    |                              |
|---|--------------------|------------------------------|
| SAR averaged over 1 cm <sup>3</sup> (1 g) of Head TSL | Condition          |                              |
| SAR measured  | 250 mW input power | 2.37 W/kg                    |
| SAR for nominal Head TSL parameters                   | normalized to 1W   | 9.13 W/kg $\pm$ 17.0 % (k=2) |

|   |                    |                              |
|---|--------------------|------------------------------|
| SAR averaged over 10 cm <sup>3</sup> (10 g) of Head TSL | condition          |                              |
| SAR measured  | 250 mW input power | 1.53 W/kg                    |
| SAR for nominal Head TSL parameters                     | normalized to 1W   | 5.95 W/kg $\pm$ 16.5 % (k=2) |

## Body TSL parameters

The following parameters and calculations were applied.

|   | Temperature         | Permittivity   | Conductivity         |
|---|---------------------|----------------|----------------------|
| Nominal Body TSL parameters             | 22.0 °C             | 55.2           | 0.97 mho/m           |
| Measured Body TSL parameters            | (22.0 $\pm$ 0.2) °C | 54.9 $\pm$ 6 % | 1.01 mho/m $\pm$ 6 % |
| Body TSL temperature change during test | < 0.5 °C            | ----           | ----                 |

## SAR result with Body TSL

|   |                    |                              |
|---|--------------------|------------------------------|
| SAR averaged over 1 cm <sup>3</sup> (1 g) of Body TSL | Condition          |                              |
| SAR measured  | 250 mW input power | 2.47 W/kg                    |
| SAR for nominal Body TSL parameters                   | normalized to 1W   | 9.57 W/kg $\pm$ 17.0 % (k=2) |

|   |                    |                              |
|---|--------------------|------------------------------|
| SAR averaged over 10 cm <sup>3</sup> (10 g) of Body TSL | condition          |                              |
| SAR measured  | 250 mW input power | 1.60 W/kg                    |
| SAR for nominal Body TSL parameters                     | normalized to 1W   | 6.24 W/kg $\pm$ 16.5 % (k=2) |

## Appendix (Additional assessments outside the scope of SCS 0108)

### Antenna Parameters with Head TSL

|                                      |                                |
|--------------------------------------|--------------------------------|
| Impedance, transformed to feed point | 49.8 $\Omega$ - 5.9 j $\Omega$ |
| Return Loss                          | - 24.5 dB                      |

### Antenna Parameters with Body TSL

|                                      |                                |
|--------------------------------------|--------------------------------|
| Impedance, transformed to feed point | 45.8 $\Omega$ - 8.2 j $\Omega$ |
| Return Loss                          | - 20.3 dB                      |

### General Antenna Parameters and Design

|                                  |         |
|----------------------------------|---------|
| Electrical Delay (one direction) | None ns |
|----------------------------------|---------|

After long term use with 100W radiated power, only a slight warming of the dipole near the feedpoint can be measured.

The dipole is made of standard semirigid coaxial cable. The center conductor of the feeding line is directly connected to the second arm of the dipole. The antenna is therefore short-circuited for DC-signals. On some of the dipoles, small end caps are added to the dipole arms in order to improve matching when loaded according to the position as explained in the "Measurement Conditions" paragraph. The SAR data are not affected by this change. The overall dipole length is still according to the Standard.

No excessive force must be applied to the dipole arms, because they might bend or the soldered connections near the feedpoint may be damaged.

### Additional EUT Data

|                 |                 |
|-----------------|-----------------|
| Manufactured by | SPEAG           |
| Manufactured on | August 16, 2006 |

## DASY5 Validation Report for Head TSL

Date: 13.07.2016

Test Laboratory: SPEAG, Zurich, Switzerland

**DUT: Dipole 835 MHz D835V2; Type: D835V2; Serial: D835V2 - SN:4d047**

Communication System: UID 0 - CW; Frequency: 835 MHz

Medium parameters used:  $f = 835$  MHz;  $\sigma = 0.94$  S/m;  $\epsilon_r = 40.6$ ;  $\rho = 1000$  kg/m<sup>3</sup>

Phantom section: Flat Section

Measurement Standard: DASY5 (IEEE/IEC/ANSI C63.19-2011)

DASY52 Configuration:

- Probe: EX3DV4 - SN7349; ConvF(9.72, 9.72, 9.72); Calibrated: 15.06.2016;
- Sensor-Surface: 1.4mm (Mechanical Surface Detection)
- Electronics: DAE4 Sn601; Calibrated: 30.12.2015
- Phantom: Flat Phantom 4.9L; Type: QD000P49AA; Serial: 1001
- DASY52 52.8.8(1258); SEMCAD X 14.6.10(7372)

### Dipole Calibration for Head Tissue/Pin=250 mW, d=15mm/Zoom Scan (7x7x7)/Cube 0:


Measurement grid: dx=5mm, dy=5mm, dz=5mm

Reference Value = 60.98 V/m; Power Drift = 0.01 dB

Peak SAR (extrapolated) = 3.56 W/kg

**SAR(1 g) = 2.37 W/kg; SAR(10 g) = 1.53 W/kg**

Maximum value of SAR (measured) = 3.17 W/kg

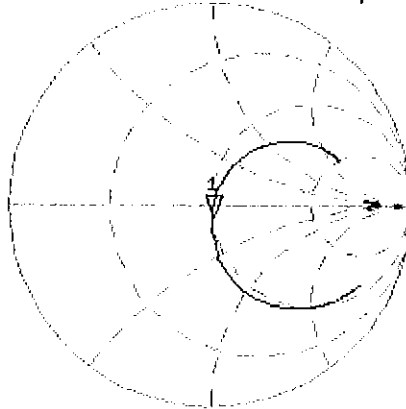


0 dB = 3.17 W/kg = 5.01 dBW/kg

## Impedance Measurement Plot for Head TSL

13 Jul 2016 12:00:27  
CH1 S11 1 U FS 1: 49.820  $\Omega$  -5.9316  $\Omega$  32.134 pF 835.000 000 MHz

\*  
De1  
CA



Avg  
16

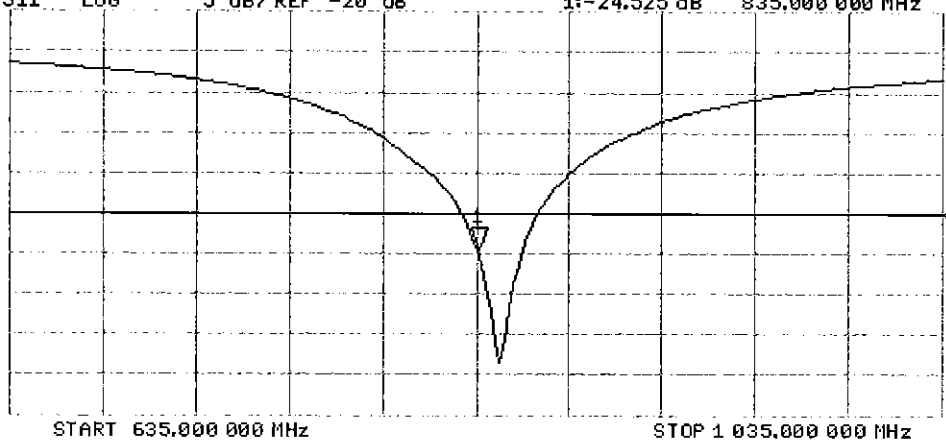
H1d

CH2 S11 LOG 5 dB/REF -20 dB 1:-24.525 dB 835.000 000 MHz

CA

Avg  
16

H1d



## DASY5 Validation Report for Body TSL

Date: 13.07.2016

Test Laboratory: SPEAG, Zurich, Switzerland

**DUT: Dipole 835 MHz D835V2; Type: D835V2; Serial: D835V2 - SN:4d047**

Communication System: UID 0 - CW; Frequency: 835 MHz

Medium parameters used:  $f = 835 \text{ MHz}$ ;  $\sigma = 1.01 \text{ S/m}$ ;  $\epsilon_r = 54.9$ ;  $\rho = 1000 \text{ kg/m}^3$

Phantom section: Flat Section

Measurement Standard: DASY5 (IEEE/IEC/ANSI C63.19-2011)

DASY52 Configuration:

- Probe: EX3DV4 - SN7349; ConvF(9.73, 9.73, 9.73); Calibrated: 15.06.2016;
- Sensor-Surface: 1.4mm (Mechanical Surface Detection)
- Electronics: DAE4 Sn601; Calibrated: 30.12.2015
- Phantom: Flat Phantom 4.9L; Type: QD000P49AA; Serial: 1001
- DASY52 52.8.8(1258); SEMCAD X 14.6.10(7372)

### Dipole Calibration for Body Tissue/Pin=250 mW, d=15mm/Zoom Scan (7x7x7)/Cube 0:


Measurement grid:  $dx=5\text{mm}$ ,  $dy=5\text{mm}$ ,  $dz=5\text{mm}$

Reference Value = 59.88 V/m; Power Drift = -0.01 dB

Peak SAR (extrapolated) = 3.67 W/kg

**SAR(1 g) = 2.47 W/kg; SAR(10 g) = 1.6 W/kg**

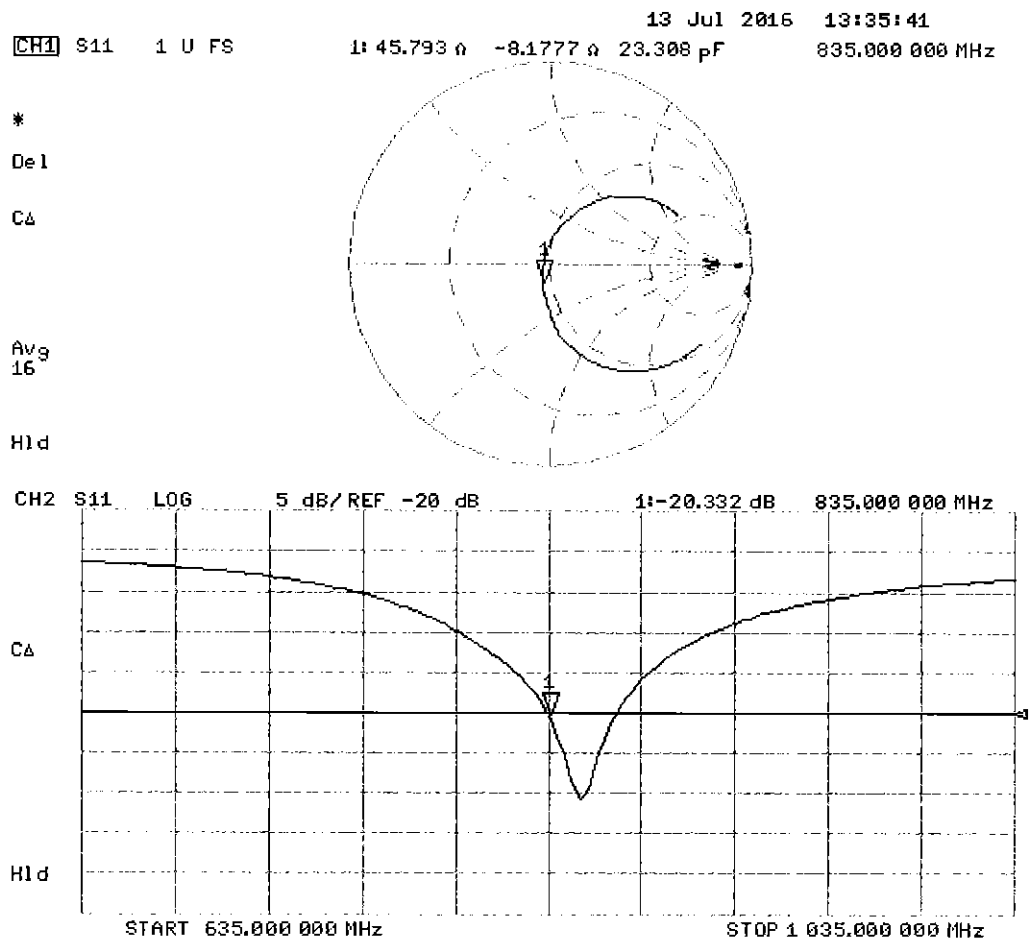
Maximum value of SAR (measured) = 3.27 W/kg



0 dB = 3.27 W/kg = 5.15 dBW/kg



Impedance Measurement Plot for Body TSL





Accredited by the Swiss Accreditation Service (SAS)  
The Swiss Accreditation Service is one of the signatories to the EA  
Multilateral Agreement for the recognition of calibration certificates

Accreditation No.: **SCS 0108**

Client **PC Test**

Certificate No: **D1765V2-1008\_May16**

## CALIBRATION CERTIFICATE

Object **D1765V2 - SN:1008**

Calibration procedure(s) **QA CAL-05.v9**  
**Calibration procedure for dipole validation kits above 700 MHz**

*BNV  
05/23/16*

Calibration date: **May 11, 2016**

This calibration certificate documents the traceability to national standards, which realize the physical units of measurements (SI).  
The measurements and the uncertainties with confidence probability are given on the following pages and are part of the certificate.

All calibrations have been conducted in the closed laboratory facility: environment temperature ( $22 \pm 3$ )°C and humidity < 70%.

Calibration Equipment used (M&TE critical for calibration)

| Primary Standards           | ID #               | Cal Date (Certificate No.)        | Scheduled Calibration  |
|-----------------------------|--------------------|-----------------------------------|------------------------|
| Power meter NRP             | SN: 104778         | 06-Apr-16 (No. 217-02288/02289)   | Apr-17                 |
| Power sensor NRP-Z91        | SN: 103244         | 06-Apr-16 (No. 217-02288)         | Apr-17                 |
| Power sensor NRP-Z91        | SN: 103245         | 06-Apr-16 (No. 217-02289)         | Apr-17                 |
| Reference 20 dB Attenuator  | SN: 5058 (20k)     | 05-Apr-16 (No. 217-02292)         | Apr-17                 |
| Type-N mismatch combination | SN: 5047.2 / 06327 | 05-Apr-16 (No. 217-02295)         | Apr-17                 |
| Reference Probe EX3DV4      | SN: 7349           | 31-Dec-15 (No. EX3-7349_Dec15)    | Dec-16                 |
| DAE4                        | SN: 601            | 30-Dec-15 (No. DAE4-601_Dec15)    | Dec-16                 |
| Secondary Standards         | ID #               | Check Date (in house)             | Scheduled Check        |
| Power meter EPM-442A        | SN: GB37480704     | 07-Oct-15 (No. 217-02222)         | In house check: Oct-16 |
| Power sensor HP 8481A       | SN: US37292783     | 07-Oct-15 (No. 217-02222)         | In house check: Oct-16 |
| Power sensor HP 8481A       | SN: MY41092317     | 07-Oct-15 (No. 217-02223)         | In house check: Oct-16 |
| RF generator R&S SMT-06     | SN: 100972         | 15-Jun-15 (in house check Jun-15) | In house check: Oct-16 |
| Network Analyzer HP 8753E   | SN: US37390585     | 18-Oct-01 (in house check Oct-15) | In house check: Oct-16 |

Calibrated by: **Michael Weber**      Name: **Michael Weber**      Function: **Laboratory Technician**

Approved by: **Katja Pokovic**      Technical Manager

Signature

*M. Weber*

*Katja Pokovic*

Issued: May 17, 2016

This calibration certificate shall not be reproduced except in full without written approval of the laboratory.



Accredited by the Swiss Accreditation Service (SAS)  
The Swiss Accreditation Service is one of the signatories to the EA  
Multilateral Agreement for the recognition of calibration certificates

Accreditation No.: **SCS 0108**

**Glossary:**

|       |                                 |
|-------|---------------------------------|
| TSL   | tissue simulating liquid        |
| ConvF | sensitivity in TSL / NORM x,y,z |
| N/A   | not applicable or not measured  |

**Calibration is Performed According to the Following Standards:**

- IEEE Std 1528-2013, "IEEE Recommended Practice for Determining the Peak Spatial-Averaged Specific Absorption Rate (SAR) in the Human Head from Wireless Communications Devices: Measurement Techniques", June 2013
- IEC 62209-1, "Procedure to measure the Specific Absorption Rate (SAR) for hand-held devices used in close proximity to the ear (frequency range of 300 MHz to 3 GHz)", February 2005
- IEC 62209-2, "Procedure to determine the Specific Absorption Rate (SAR) for wireless communication devices used in close proximity to the human body (frequency range of 30 MHz to 6 GHz)", March 2010
- KDB 865664, "SAR Measurement Requirements for 100 MHz to 6 GHz"

**Additional Documentation:**

- DASY4/5 System Handbook

**Methods Applied and Interpretation of Parameters:**

- Measurement Conditions:** Further details are available from the Validation Report at the end of the certificate. All figures stated in the certificate are valid at the frequency indicated.
- Antenna Parameters with TSL:** The dipole is mounted with the spacer to position its feed point exactly below the center marking of the flat phantom section, with the arms oriented parallel to the body axis.
- Feed Point Impedance and Return Loss:** These parameters are measured with the dipole positioned under the liquid filled phantom. The impedance stated is transformed from the measurement at the SMA connector to the feed point. The Return Loss ensures low reflected power. No uncertainty required.
- Electrical Delay:** One-way delay between the SMA connector and the antenna feed point. No uncertainty required.
- SAR measured:** SAR measured at the stated antenna input power.
- SAR normalized:** SAR as measured, normalized to an input power of 1 W at the antenna connector.
- SAR for nominal TSL parameters:** The measured TSL parameters are used to calculate the nominal SAR result.

The reported uncertainty of measurement is stated as the standard uncertainty of measurement multiplied by the coverage factor  $k=2$ , which for a normal distribution corresponds to a coverage probability of approximately 95%.

## Measurement Conditions

DASY system configuration, as far as not given on page 1.

|                              |                        |             |
|------------------------------|------------------------|-------------|
| DASY Version                 | DASY5                  | V52.8.8     |
| Extrapolation                | Advanced Extrapolation |             |
| Phantom                      | Modular Flat Phantom   |             |
| Distance Dipole Center - TSL | 10 mm                  | with Spacer |
| Zoom Scan Resolution         | dx, dy, dz = 5 mm      |             |
| Frequency                    | 1750 MHz $\pm$ 1 MHz   |             |

## Head TSL parameters

The following parameters and calculations were applied.

|   | Temperature         | Permittivity   | Conductivity         |
|---|---------------------|----------------|----------------------|
| Nominal Head TSL parameters             | 22.0 °C             | 40.1           | 1.37 mho/m           |
| Measured Head TSL parameters            | (22.0 $\pm$ 0.2) °C | 39.8 $\pm$ 6 % | 1.36 mho/m $\pm$ 6 % |
| Head TSL temperature change during test | < 0.5 °C            | ----           | ----                 |

## SAR result with Head TSL

|   |                    |                              |
|---|--------------------|------------------------------|
| SAR averaged over 1 cm <sup>3</sup> (1 g) of Head TSL | Condition          |                              |
| SAR measured  | 250 mW input power | 9.10 W/kg                    |
| SAR for nominal Head TSL parameters                   | normalized to 1W   | 36.7 W/kg $\pm$ 17.0 % (k=2) |

|   |                    |                              |
|---|--------------------|------------------------------|
| SAR averaged over 10 cm <sup>3</sup> (10 g) of Head TSL | condition          |                              |
| SAR measured  | 250 mW input power | 4.81 W/kg                    |
| SAR for nominal Head TSL parameters                     | normalized to 1W   | 19.3 W/kg $\pm$ 16.5 % (k=2) |

## Body TSL parameters

The following parameters and calculations were applied.

|   | Temperature         | Permittivity   | Conductivity         |
|---|---------------------|----------------|----------------------|
| Nominal Body TSL parameters             | 22.0 °C             | 53.4           | 1.50 mho/m           |
| Measured Body TSL parameters            | (22.0 $\pm$ 0.2) °C | 53.8 $\pm$ 6 % | 1.50 mho/m $\pm$ 6 % |
| Body TSL temperature change during test | < 0.5 °C            | ----           | ----                 |

## SAR result with Body TSL

|   |                    |                              |
|---|--------------------|------------------------------|
| SAR averaged over 1 cm <sup>3</sup> (1 g) of Body TSL | Condition          |                              |
| SAR measured  | 250 mW input power | 9.30 W/kg                    |
| SAR for nominal Body TSL parameters                   | normalized to 1W   | 37.3 W/kg $\pm$ 17.0 % (k=2) |

|   |                    |                              |
|---|--------------------|------------------------------|
| SAR averaged over 10 cm <sup>3</sup> (10 g) of Body TSL | condition          |                              |
| SAR measured  | 250 mW input power | 4.94 W/kg                    |
| SAR for nominal Body TSL parameters                     | normalized to 1W   | 19.8 W/kg $\pm$ 16.5 % (k=2) |

## Appendix (Additional assessments outside the scope of SCS 0108)

### Antenna Parameters with Head TSL

|                                      |                                |
|--------------------------------------|--------------------------------|
| Impedance, transformed to feed point | 48.8 $\Omega$ - 6.0 j $\Omega$ |
| Return Loss                          | - 24.2 dB                      |

### Antenna Parameters with Body TSL

|                                      |                                |
|--------------------------------------|--------------------------------|
| Impedance, transformed to feed point | 45.8 $\Omega$ - 6.8 j $\Omega$ |
| Return Loss                          | - 21.6 dB                      |

### General Antenna Parameters and Design

|                                  |          |
|----------------------------------|----------|
| Electrical Delay (one direction) | 1.211 ns |
|----------------------------------|----------|

After long term use with 100W radiated power, only a slight warming of the dipole near the feedpoint can be measured.

The dipole is made of standard semirigid coaxial cable. The center conductor of the feeding line is directly connected to the second arm of the dipole. The antenna is therefore short-circuited for DC-signals. On some of the dipoles, small end caps are added to the dipole arms in order to improve matching when loaded according to the position as explained in the "Measurement Conditions" paragraph. The SAR data are not affected by this change. The overall dipole length is still according to the Standard.

No excessive force must be applied to the dipole arms, because they might bend or the soldered connections near the feedpoint may be damaged.

### Additional EUT Data

|                 |                  |
|-----------------|------------------|
| Manufactured by | SPEAG            |
| Manufactured on | October 06, 2005 |

## DASY5 Validation Report for Head TSL

Date: 11.05.2016

Test Laboratory: SPEAG, Zurich, Switzerland

**DUT: Dipole 1765 MHz; Type: D1765V2; Serial: D1765V2 - SN: 1008**

Communication System: UID 0 - CW; Frequency: 1750 MHz

Medium parameters used:  $f = 1750$  MHz;  $\sigma = 1.36$  S/m;  $\epsilon_r = 39.8$ ;  $\rho = 1000$  kg/m<sup>3</sup>

Phantom section: Flat Section

Measurement Standard: DASY5 (IEEE/IEC/ANSI C63.19-2011)

DASY52 Configuration:

- Probe: EX3DV4 - SN7349; ConvF(8.54, 8.54, 8.54); Calibrated: 31.12.2015;
- Sensor-Surface: 1.4mm (Mechanical Surface Detection)
- Electronics: DAE4 Sn601; Calibrated: 30.12.2015
- Phantom: Flat Phantom 5.0 (front); Type: QD000P50AA; Serial: 1001
- DASY52 52.8.8(1258); SEMCAD X 14.6.10(7372)

### **Dipole Calibration for Head Tissue/Pin=250 mW, d=10mm/Zoom Scan (7x7x7)/Cube 0:**


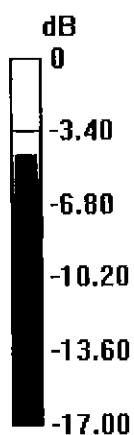
Measurement grid: dx=5mm, dy=5mm, dz=5mm

Reference Value = 104.4 V/m; Power Drift = 0.06 dB

Peak SAR (extrapolated) = 16.7 W/kg

**SAR(1 g) = 9.1 W/kg; SAR(10 g) = 4.81 W/kg**

Maximum value of SAR (measured) = 13.7 W/kg



0 dB = 13.7 W/kg = 11.37 dBW/kg

# Impedance Measurement Plot for Head TSL

11 May 2016 13:10:14  
 [CH1] S11 1 U FS 1: 48.842  $\Omega$  -6.0117  $\Omega$  15.128 pF 1 750.000 000 MHz

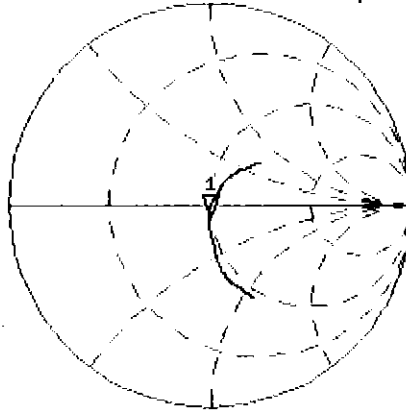
\*

De1

Cor

Avg  
16

H1d



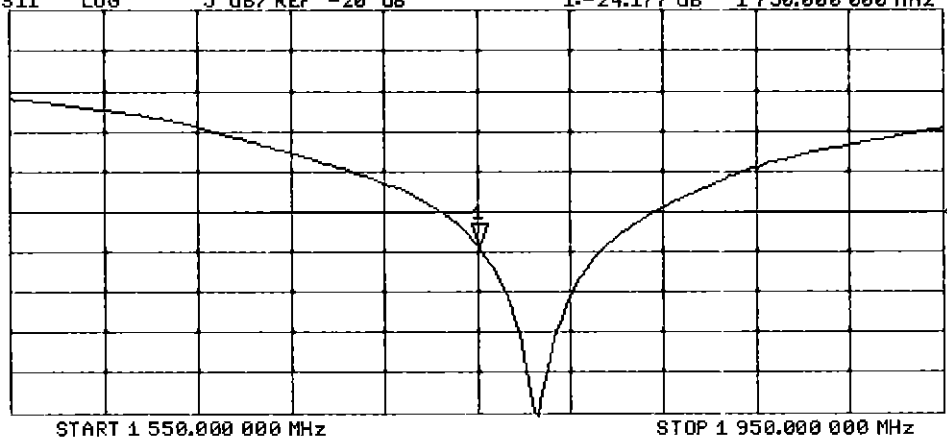
CH2 S11 LOG 5 dB/REF -20 dB 1:-24.177 dB 1 750.000 000 MHz

De1

Cor

Avg  
16

H1d



## DASY5 Validation Report for Body TSL

Date: 11.05.2016

Test Laboratory: SPEAG, Zurich, Switzerland

**DUT: Dipole 1765 MHz; Type: D1765V2; Serial: D1765V2 - SN: 1008**

Communication System: UID 0 - CW; Frequency: 1750 MHz

Medium parameters used:  $f = 1750$  MHz;  $\sigma = 1.5$  S/m;  $\epsilon_r = 53.8$ ;  $\rho = 1000$  kg/m<sup>3</sup>

Phantom section: Flat Section

Measurement Standard: DASY5 (IEEE/IEC/ANSI C63.19-2011)

DASY52 Configuration:

- Probe: EX3DV4 - SN7349; ConvF(8.25, 8.25, 8.25); Calibrated: 31.12.2015;
- Sensor-Surface: 1.4mm (Mechanical Surface Detection)
- Electronics: DAE4 Sn601; Calibrated: 30.12.2015
- Phantom: Flat Phantom 5.0 (back); Type: QD000P50AA; Serial: 1002
- DASY52 52.8.8(1258); SEMCAD X 14.6.10(7372)

### Dipole Calibration for Body Tissue/Pin=250 mW, d=10mm/Zoom Scan (7x7x7)/Cube 0:


Measurement grid: dx=5mm, dy=5mm, dz=5mm

Reference Value = 100.9 V/m; Power Drift = -0.01 dB

Peak SAR (extrapolated) = 16.4 W/kg

**SAR(1 g) = 9.3 W/kg; SAR(10 g) = 4.94 W/kg**

Maximum value of SAR (measured) = 14.0 W/kg

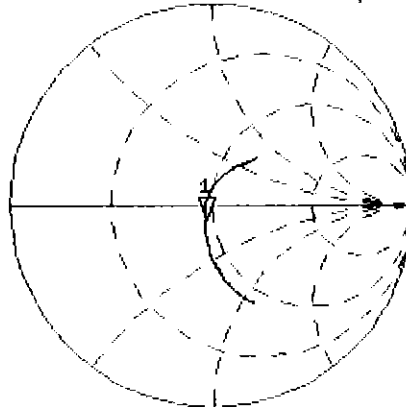




# Impedance Measurement Plot for Body TSL

11 May 2016 13:08:31  
 [CH1] S11 1 U FS 1: 45.803  $\Omega$  -6.7695  $\Omega$  13.435 pF 1 750.000 000 MHz

\*  
 Del  
 Cor



Avg  
 16

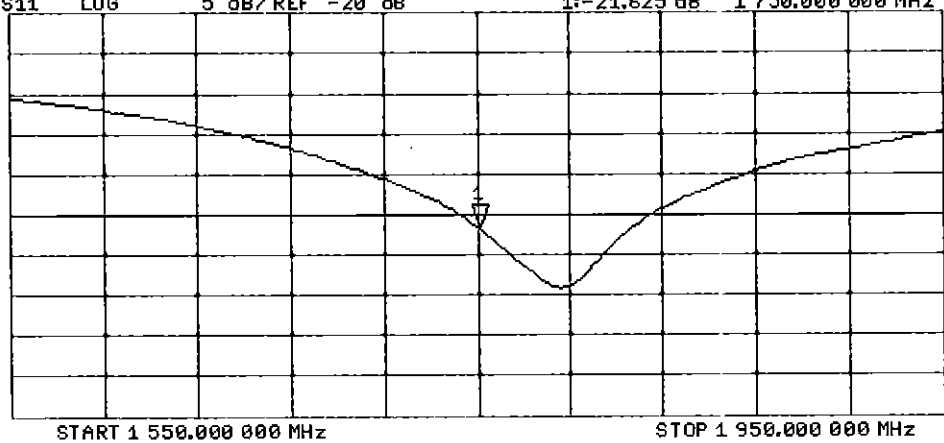
H1d

CH2 S11 LOG 5 dB/REF -20 dB 1:-21.625 dB 1 750.000 000 MHz

Del  
 Cor

Avg  
 16

H1d





Accredited by the Swiss Accreditation Service (SAS)  
 The Swiss Accreditation Service is one of the signatories to the EA  
 Multilateral Agreement for the recognition of calibration certificates

Accreditation No.: **SCS 0108**

Client **PC Test**

Certificate No: **D1900V2-5d149\_Jul16**

## CALIBRATION CERTIFICATE

Object **D1900V2 - SN:5d149**

Calibration procedure(s) **QA CAL-05.v9**  
**Calibration procedure for dipole validation kits above 700 MHz**

Calibration date: **July 15, 2016**

*PNV*  
*07/27/2016*

This calibration certificate documents the traceability to national standards, which realize the physical units of measurements (SI).  
 The measurements and the uncertainties with confidence probability are given on the following pages and are part of the certificate.

All calibrations have been conducted in the closed laboratory facility: environment temperature ( $22 \pm 3$ )°C and humidity < 70%.

Calibration Equipment used (M&TE critical for calibration)

| Primary Standards           | ID #               | Cal Date (Certificate No.)        | Scheduled Calibration  |
|-----------------------------|--------------------|-----------------------------------|------------------------|
| Power meter NRP             | SN: 104778         | 06-Apr-16 (No. 217-02288/02289)   | Apr-17                 |
| Power sensor NRP-Z91        | SN: 103244         | 06-Apr-16 (No. 217-02288)         | Apr-17                 |
| Power sensor NRP-Z91        | SN: 103245         | 06-Apr-16 (No. 217-02289)         | Apr-17                 |
| Reference 20 dB Attenuator  | SN: 5058 (20k)     | 05-Apr-16 (No. 217-02292)         | Apr-17                 |
| Type-N mismatch combination | SN: 5047.2 / 06327 | 05-Apr-16 (No. 217-02295)         | Apr-17                 |
| Reference Probe EX3DV4      | SN: 7349           | 15-Jun-16 (No. EX3-7349_Jun16)    | Jun-17                 |
| DAE4                        | SN: 601            | 30-Dec-15 (No. DAE4-601_Dec15)    | Dec-16                 |
| Secondary Standards         | ID #               | Check Date (in house)             | Scheduled Check        |
| Power meter EPM-442A        | SN: GB37480704     | 07-Oct-15 (No. 217-02222)         | In house check: Oct-16 |
| Power sensor HP 8481A       | SN: US37292783     | 07-Oct-15 (No. 217-02222)         | In house check: Oct-16 |
| Power sensor HP 8481A       | SN: MY41092317     | 07-Oct-15 (No. 217-02223)         | In house check: Oct-16 |
| RF generator R&S SMT-06     | SN: 100972         | 15-Jun-15 (in house check Jun-15) | In house check: Oct-16 |
| Network Analyzer HP 8753E   | SN: US37390585     | 18-Oct-01 (in house check Oct-15) | In house check: Oct-16 |

Calibrated by: **Claudio Leubler**      Name: **Claudio Leubler**      Function: **Laboratory Technician**

Approved by: **Katja Pokovic**      Technical Manager

Signature *[Handwritten Signature]*

*[Handwritten Signature]*

Issued: July 19, 2016

This calibration certificate shall not be reproduced except in full without written approval of the laboratory.



Accredited by the Swiss Accreditation Service (SAS)

The Swiss Accreditation Service is one of the signatories to the EA  
Multilateral Agreement for the recognition of calibration certificates

Accreditation No.: **SCS 0108**

### Glossary:

|       |                                 |
|-------|---------------------------------|
| TSL   | tissue simulating liquid        |
| ConvF | sensitivity in TSL / NORM x,y,z |
| N/A   | not applicable or not measured  |

### Calibration is Performed According to the Following Standards:

- IEEE Std 1528-2013, "IEEE Recommended Practice for Determining the Peak Spatial-Averaged Specific Absorption Rate (SAR) in the Human Head from Wireless Communications Devices: Measurement Techniques", June 2013
- IEC 62209-1, "Procedure to measure the Specific Absorption Rate (SAR) for hand-held devices used in close proximity to the ear (frequency range of 300 MHz to 3 GHz)", February 2005
- IEC 62209-2, "Procedure to determine the Specific Absorption Rate (SAR) for wireless communication devices used in close proximity to the human body (frequency range of 30 MHz to 6 GHz)", March 2010
- KDB 865664, "SAR Measurement Requirements for 100 MHz to 6 GHz"

### Additional Documentation:

- DASY4/5 System Handbook

### Methods Applied and Interpretation of Parameters:

- Measurement Conditions:** Further details are available from the Validation Report at the end of the certificate. All figures stated in the certificate are valid at the frequency indicated.
- Antenna Parameters with TSL:** The dipole is mounted with the spacer to position its feed point exactly below the center marking of the flat phantom section, with the arms oriented parallel to the body axis.
- Feed Point Impedance and Return Loss:** These parameters are measured with the dipole positioned under the liquid filled phantom. The impedance stated is transformed from the measurement at the SMA connector to the feed point. The Return Loss ensures low reflected power. No uncertainty required.
- Electrical Delay:** One-way delay between the SMA connector and the antenna feed point. No uncertainty required.
- SAR measured:** SAR measured at the stated antenna input power.
- SAR normalized:** SAR as measured, normalized to an input power of 1 W at the antenna connector.
- SAR for nominal TSL parameters:** The measured TSL parameters are used to calculate the nominal SAR result.

The reported uncertainty of measurement is stated as the standard uncertainty of measurement multiplied by the coverage factor  $k=2$ , which for a normal distribution corresponds to a coverage probability of approximately 95%.

## Measurement Conditions

DASY system configuration, as far as not given on page 1.

|                              |                        |             |
|------------------------------|------------------------|-------------|
| DASY Version                 | DASY5                  | V52.8.8     |
| Extrapolation                | Advanced Extrapolation |             |
| Phantom                      | Modular Flat Phantom   |             |
| Distance Dipole Center - TSL | 10 mm                  | with Spacer |
| Zoom Scan Resolution         | dx, dy, dz = 5 mm      |             |
| Frequency                    | 1900 MHz $\pm$ 1 MHz   |             |

## Head TSL parameters

The following parameters and calculations were applied.

|   | Temperature         | Permittivity   | Conductivity         |
|---|---------------------|----------------|----------------------|
| Nominal Head TSL parameters             | 22.0 °C             | 40.0           | 1.40 mho/m           |
| Measured Head TSL parameters            | (22.0 $\pm$ 0.2) °C | 39.8 $\pm$ 6 % | 1.38 mho/m $\pm$ 6 % |
| Head TSL temperature change during test | < 0.5 °C            | ----           | ----                 |

## SAR result with Head TSL

|   |                    |                              |
|---|--------------------|------------------------------|
| SAR averaged over 1 cm <sup>3</sup> (1 g) of Head TSL | Condition          |                              |
| SAR measured  | 250 mW input power | 9.96 W/kg                    |
| SAR for nominal Head TSL parameters                   | normalized to 1W   | 40.1 W/kg $\pm$ 17.0 % (k=2) |

|   |                    |                              |
|---|--------------------|------------------------------|
| SAR averaged over 10 cm <sup>3</sup> (10 g) of Head TSL | condition          |                              |
| SAR measured  | 250 mW input power | 5.23 W/kg                    |
| SAR for nominal Head TSL parameters                     | normalized to 1W   | 21.0 W/kg $\pm$ 16.5 % (k=2) |

## Body TSL parameters

The following parameters and calculations were applied.

|   | Temperature         | Permittivity   | Conductivity         |
|---|---------------------|----------------|----------------------|
| Nominal Body TSL parameters             | 22.0 °C             | 53.3           | 1.52 mho/m           |
| Measured Body TSL parameters            | (22.0 $\pm$ 0.2) °C | 52.7 $\pm$ 6 % | 1.51 mho/m $\pm$ 6 % |
| Body TSL temperature change during test | < 0.5 °C            | ----           | ----                 |

## SAR result with Body TSL

|   |                    |                              |
|---|--------------------|------------------------------|
| SAR averaged over 1 cm <sup>3</sup> (1 g) of Body TSL | Condition          |                              |
| SAR measured  | 250 mW input power | 9.95 W/kg                    |
| SAR for nominal Body TSL parameters                   | normalized to 1W   | 39.9 W/kg $\pm$ 17.0 % (k=2) |

|   |                    |                              |
|---|--------------------|------------------------------|
| SAR averaged over 10 cm <sup>3</sup> (10 g) of Body TSL | condition          |                              |
| SAR measured  | 250 mW input power | 5.28 W/kg                    |
| SAR for nominal Body TSL parameters                     | normalized to 1W   | 21.1 W/kg $\pm$ 16.5 % (k=2) |

## Appendix (Additional assessments outside the scope of SCS 0108)

### Antenna Parameters with Head TSL

|                                      |                             |
|--------------------------------------|-----------------------------|
| Impedance, transformed to feed point | $52.4 \Omega + 5.5 j\Omega$ |
| Return Loss                          | - 24.6 dB                   |

### Antenna Parameters with Body TSL

|                                      |                             |
|--------------------------------------|-----------------------------|
| Impedance, transformed to feed point | $49.6 \Omega + 7.0 j\Omega$ |
| Return Loss                          | - 23.1 dB                   |

### General Antenna Parameters and Design

|                                  |          |
|----------------------------------|----------|
| Electrical Delay (one direction) | 1.197 ns |
|----------------------------------|----------|

After long term use with 100W radiated power, only a slight warming of the dipole near the feedpoint can be measured.

The dipole is made of standard semirigid coaxial cable. The center conductor of the feeding line is directly connected to the second arm of the dipole. The antenna is therefore short-circuited for DC-signals. On some of the dipoles, small end caps are added to the dipole arms in order to improve matching when loaded according to the position as explained in the "Measurement Conditions" paragraph. The SAR data are not affected by this change. The overall dipole length is still according to the Standard.

No excessive force must be applied to the dipole arms, because they might bend or the soldered connections near the feedpoint may be damaged.

### Additional EUT Data

|                 |                |
|-----------------|----------------|
| Manufactured by | SPEAG          |
| Manufactured on | March 11, 2011 |

## DASY5 Validation Report for Head TSL

Date: 15.07.2016

Test Laboratory: SPEAG, Zurich, Switzerland

**DUT: Dipole 1900 MHz; Type: D1900V2; Serial: D1900V2 - SN:5d149**

Communication System: UID 0 - CW; Frequency: 1900 MHz

Medium parameters used:  $f = 1900$  MHz;  $\sigma = 1.38$  S/m;  $\epsilon_r = 39.8$ ;  $\rho = 1000$  kg/m<sup>3</sup>

Phantom section: Flat Section

Measurement Standard: DASY5 (IEEE/IEC/ANSI C63.19-2011)

DASY52 Configuration:

- Probe: EX3DV4 - SN7349; ConvF(7.99, 7.99, 7.99); Calibrated: 15.06.2016;
- Sensor-Surface: 1.4mm (Mechanical Surface Detection)
- Electronics: DAE4 Sn601; Calibrated: 30.12.2015
- Phantom: Flat Phantom 5.0 (front); Type: QD000P50AA; Serial: 1001
- DASY52 52.8.8(1258); SEMCAD X 14.6.10(7372)

**Dipole Calibration for Head Tissue/Pin=250 mW, d=10mm/Zoom Scan (7x7x7)/Cube 0:**

Measurement grid: dx=5mm, dy=5mm, dz=5mm

Reference Value = 107.5 V/m; Power Drift = -0.02 dB

Peak SAR (extrapolated) = 18.7 W/kg

**SAR(1 g) = 9.96 W/kg; SAR(10 g) = 5.23 W/kg**

Maximum value of SAR (measured) = 15.5 W/kg



0 dB = 15.5 W/kg = 11.90 dBW/kg

## Impedance Measurement Plot for Head TSL

15 Jul 2016 14:30:53  
[CH1] S11 1 U FS 1: 52.393  $\Omega$  5.5488  $\Omega$  454.80  $\mu$ H 1 900.000 000 MHz

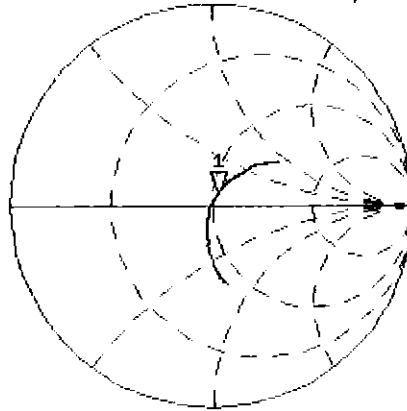
\*

De1

CA

Avg  
16

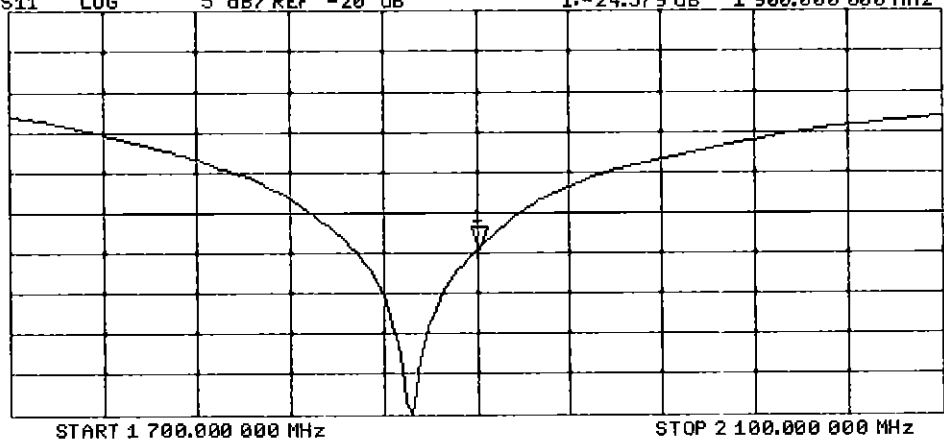
H1d



CH2 S11 LOG 5 dB/REF -20 dB 1:-24.579 dB 1 900.000 000 MHz

CA

H1d



## DASY5 Validation Report for Body TSL

Date: 13.07.2016

Test Laboratory: SPEAG, Zurich, Switzerland

**DUT: Dipole 1900 MHz D1900V2; Type: D1900V2; Serial: D1900V2 - SN:5d149**

Communication System: UID 0 - CW; Frequency: 1900 MHz

Medium parameters used:  $f = 1900$  MHz;  $\sigma = 1.51$  S/m;  $\epsilon_r = 52.7$ ;  $\rho = 1000$  kg/m<sup>3</sup>

Phantom section: Flat Section

Measurement Standard: DASY5 (IEEE/IEC/ANSI C63.19-2011)

DASY52 Configuration:

- Probe: EX3DV4 - SN7349; ConvF(8.03, 8.03, 8.03); Calibrated: 15.06.2016;
- Sensor-Surface: 1.4mm (Mechanical Surface Detection)
- Electronics: DAE4 Sn601; Calibrated: 30.12.2015
- Phantom: Flat Phantom 5.0 (back); Type: QD000P50AA; Serial: 1002
- DASY52 52.8.8(1222); SEMCAD X 14.6.10(7372)

### Dipole Calibration for Body Tissue/Pin=250 mW, d=10mm/Zoom Scan (7x7x7)/Cube 0:


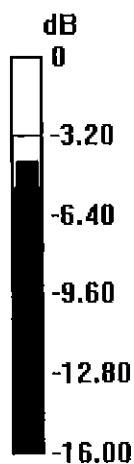
Measurement grid: dx=5mm, dy=5mm, dz=5mm

Reference Value = 103.9 V/m; Power Drift = 0.00 dB

Peak SAR (extrapolated) = 17.4 W/kg

**SAR(1 g) = 9.95 W/kg; SAR(10 g) = 5.28 W/kg**

Maximum value of SAR (measured) = 14.9 W/kg



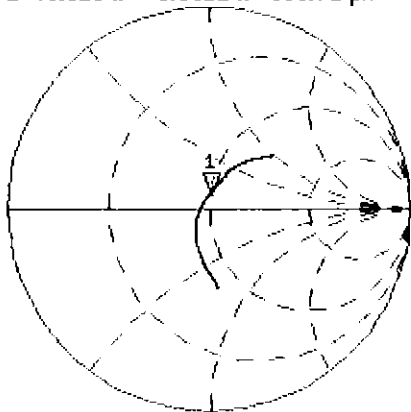
0 dB = 14.9 W/kg = 11.73 dBW/kg



Impedance Measurement Plot for Body TSL

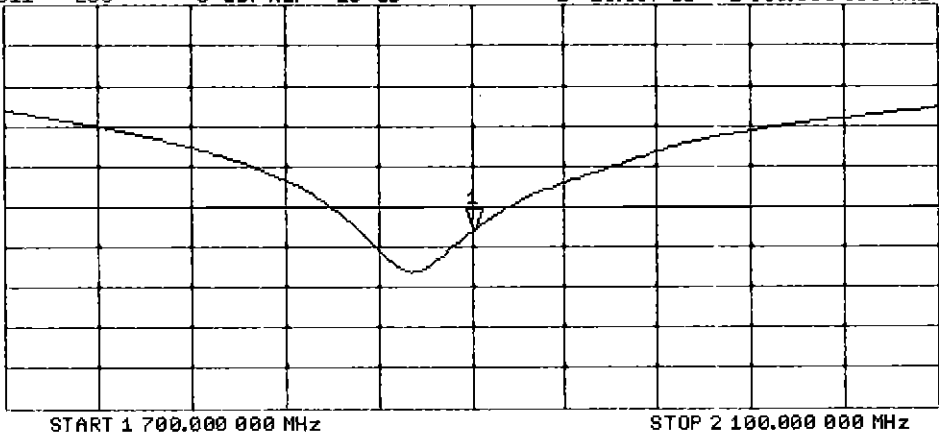
13 Jul 2016 16:29:36  
CH1 S11 1 U FS 1: 49.625  $\Omega$  6.9922  $\Omega$  585.71  $\mu$ H 1 900.000 000 MHz

\*  
De1  
Cor  
Avg  
16  
H1d



CH2 S11 LOG 5 dB/ REF -20 dB 1:-23.087 dB 1 900.000 000 MHz

Cor  
Avg  
16  
H1d





Accredited by the Swiss Accreditation Service (SAS)  
The Swiss Accreditation Service is one of the signatories to the EA  
Multilateral Agreement for the recognition of calibration certificates

Accreditation No.: **SCS 0108**

Client **PC Test**

Certificate No: **D2450V2-797\_Sep16**

## CALIBRATION CERTIFICATE

Object **D2450V2 - SN:797**

Calibration procedure(s) **QA CAL-05.v9**  
**Calibration procedure for dipole validation kits above 700 MHz**

*BNV*  
*09-28-2016*

Calibration date: **September 13, 2016**

This calibration certificate documents the traceability to national standards, which realize the physical units of measurements (SI).  
The measurements and the uncertainties with confidence probability are given on the following pages and are part of the certificate.

All calibrations have been conducted in the closed laboratory facility: environment temperature ( $22 \pm 3$ )°C and humidity < 70%.

Calibration Equipment used (M&TE critical for calibration)

| Primary Standards           | ID #               | Cal Date (Certificate No.)      | Scheduled Calibration |
|-----------------------------|--------------------|---------------------------------|-----------------------|
| Power meter NRP             | SN: 104778         | 06-Apr-16 (No. 217-02288/02289) | Apr-17                |
| Power sensor NRP-Z91        | SN: 103244         | 06-Apr-16 (No. 217-02288)       | Apr-17                |
| Power sensor NRP-Z91        | SN: 103245         | 06-Apr-16 (No. 217-02289)       | Apr-17                |
| Reference 20 dB Attenuator  | SN: 5058 (20k)     | 05-Apr-16 (No. 217-02292)       | Apr-17                |
| Type-N mismatch combination | SN: 5047.2 / 06327 | 05-Apr-16 (No. 217-02295)       | Apr-17                |
| Reference Probe EX3DV4      | SN: 7349           | 15-Jun-16 (No. EX3-7349_Jun16)  | Jun-17                |
| DAE4                        | SN: 601            | 30-Dec-15 (No. DAE4-601_Dec15)  | Dec-16                |

| Secondary Standards       | ID #           | Check Date (in house)             | Scheduled Check        |
|---------------------------|----------------|-----------------------------------|------------------------|
| Power meter EPM-442A      | SN: GB37480704 | 07-Oct-15 (No. 217-02222)         | In house check: Oct-16 |
| Power sensor HP 8481A     | SN: US37292783 | 07-Oct-15 (No. 217-02222)         | In house check: Oct-16 |
| Power sensor HP 8481A     | SN: MY41092317 | 07-Oct-15 (No. 217-02223)         | In house check: Oct-16 |
| RF generator R&S SMT-06   | SN: 100972     | 15-Jun-15 (in house check Jun-15) | In house check: Oct-16 |
| Network Analyzer HP 8753E | SN: US37390585 | 18-Oct-01 (in house check Oct-15) | In house check: Oct-16 |

Calibrated by: **Jeton Kastrati** Function **Laboratory Technician**

Approved by: **Katja Pokovic** Technical Manager

Signature  
*[Handwritten signature]*  
*[Handwritten signature]*

Issued: September 13, 2016

This calibration certificate shall not be reproduced except in full without written approval of the laboratory.



Accredited by the Swiss Accreditation Service (SAS)

The Swiss Accreditation Service is one of the signatories to the EA  
Multilateral Agreement for the recognition of calibration certificates

Accreditation No.: **SCS 0108**

**Glossary:**

|       |                                 |
|-------|---------------------------------|
| TSL   | tissue simulating liquid        |
| ConvF | sensitivity in TSL / NORM x,y,z |
| N/A   | not applicable or not measured  |

**Calibration is Performed According to the Following Standards:**

- IEEE Std 1528-2013, "IEEE Recommended Practice for Determining the Peak Spatial-Averaged Specific Absorption Rate (SAR) in the Human Head from Wireless Communications Devices: Measurement Techniques", June 2013
- IEC 62209-1, "Procedure to measure the Specific Absorption Rate (SAR) for hand-held devices used in close proximity to the ear (frequency range of 300 MHz to 3 GHz)", February 2005
- IEC 62209-2, "Procedure to determine the Specific Absorption Rate (SAR) for wireless communication devices used in close proximity to the human body (frequency range of 30 MHz to 6 GHz)", March 2010
- KDB 865664, "SAR Measurement Requirements for 100 MHz to 6 GHz"

**Additional Documentation:**

- DASY4/5 System Handbook

**Methods Applied and Interpretation of Parameters:**

- Measurement Conditions:* Further details are available from the Validation Report at the end of the certificate. All figures stated in the certificate are valid at the frequency indicated.
- Antenna Parameters with TSL:* The dipole is mounted with the spacer to position its feed point exactly below the center marking of the flat phantom section, with the arms oriented parallel to the body axis.
- Feed Point Impedance and Return Loss:* These parameters are measured with the dipole positioned under the liquid filled phantom. The impedance stated is transformed from the measurement at the SMA connector to the feed point. The Return Loss ensures low reflected power. No uncertainty required.
- Electrical Delay:* One-way delay between the SMA connector and the antenna feed point. No uncertainty required.
- SAR measured:* SAR measured at the stated antenna input power.
- SAR normalized:* SAR as measured, normalized to an input power of 1 W at the antenna connector.
- SAR for nominal TSL parameters:* The measured TSL parameters are used to calculate the nominal SAR result.

The reported uncertainty of measurement is stated as the standard uncertainty of measurement multiplied by the coverage factor  $k=2$ , which for a normal distribution corresponds to a coverage probability of approximately 95%.

## Measurement Conditions

DASY system configuration, as far as not given on page 1.

|                              |                        |             |
|------------------------------|------------------------|-------------|
| DASY Version                 | DASY5                  | V52.8.8     |
| Extrapolation                | Advanced Extrapolation |             |
| Phantom                      | Modular Flat Phantom   |             |
| Distance Dipole Center - TSL | 10 mm                  | with Spacer |
| Zoom Scan Resolution         | dx, dy, dz = 5 mm      |             |
| Frequency                    | 2450 MHz $\pm$ 1 MHz   |             |

## Head TSL parameters

The following parameters and calculations were applied.

|   | Temperature         | Permittivity   | Conductivity         |
|---|---------------------|----------------|----------------------|
| Nominal Head TSL parameters             | 22.0 °C             | 39.2           | 1.80 mho/m           |
| Measured Head TSL parameters            | (22.0 $\pm$ 0.2) °C | 37.9 $\pm$ 6 % | 1.88 mho/m $\pm$ 6 % |
| Head TSL temperature change during test | < 0.5 °C            | ----           | ----                 |

## SAR result with Head TSL

|   |                    |                              |
|---|--------------------|------------------------------|
| SAR averaged over 1 cm <sup>3</sup> (1 g) of Head TSL | Condition          |                              |
| SAR measured  | 250 mW input power | 13.4 W/kg                    |
| SAR for nominal Head TSL parameters                   | normalized to 1W   | 52.1 W/kg $\pm$ 17.0 % (k=2) |

|   |                    |                              |
|---|--------------------|------------------------------|
| SAR averaged over 10 cm <sup>3</sup> (10 g) of Head TSL | condition          |                              |
| SAR measured  | 250 mW input power | 6.26 W/kg                    |
| SAR for nominal Head TSL parameters                     | normalized to 1W   | 24.6 W/kg $\pm$ 16.5 % (k=2) |

## Body TSL parameters

The following parameters and calculations were applied.

|   | Temperature         | Permittivity   | Conductivity         |
|---|---------------------|----------------|----------------------|
| Nominal Body TSL parameters             | 22.0 °C             | 52.7           | 1.95 mho/m           |
| Measured Body TSL parameters            | (22.0 $\pm$ 0.2) °C | 51.6 $\pm$ 6 % | 2.04 mho/m $\pm$ 6 % |
| Body TSL temperature change during test | < 0.5 °C            | ----           | ----                 |

## SAR result with Body TSL

|   |                    |                              |
|---|--------------------|------------------------------|
| SAR averaged over 1 cm <sup>3</sup> (1 g) of Body TSL | Condition          |                              |
| SAR measured  | 250 mW input power | 13.0 W/kg                    |
| SAR for nominal Body TSL parameters                   | normalized to 1W   | 50.7 W/kg $\pm$ 17.0 % (k=2) |

|   |                    |                              |
|---|--------------------|------------------------------|
| SAR averaged over 10 cm <sup>3</sup> (10 g) of Body TSL | condition          |                              |
| SAR measured  | 250 mW input power | 6.13 W/kg                    |
| SAR for nominal Body TSL parameters                     | normalized to 1W   | 24.2 W/kg $\pm$ 16.5 % (k=2) |

## Appendix (Additional assessments outside the scope of SCS 0108)

### Antenna Parameters with Head TSL

|                                      |                             |
|--------------------------------------|-----------------------------|
| Impedance, transformed to feed point | $53.8 \Omega + 6.0 j\Omega$ |
| Return Loss                          | - 23.3 dB                   |

### Antenna Parameters with Body TSL

|                                      |                             |
|--------------------------------------|-----------------------------|
| Impedance, transformed to feed point | $50.8 \Omega + 8.0 j\Omega$ |
| Return Loss                          | - 22.0 dB                   |

### General Antenna Parameters and Design

|                                  |          |
|----------------------------------|----------|
| Electrical Delay (one direction) | 1.160 ns |
|----------------------------------|----------|

After long term use with 100W radiated power, only a slight warming of the dipole near the feedpoint can be measured.

The dipole is made of standard semirigid coaxial cable. The center conductor of the feeding line is directly connected to the second arm of the dipole. The antenna is therefore short-circuited for DC-signals. On some of the dipoles, small end caps are added to the dipole arms in order to improve matching when loaded according to the position as explained in the "Measurement Conditions" paragraph. The SAR data are not affected by this change. The overall dipole length is still according to the Standard.

No excessive force must be applied to the dipole arms, because they might bend or the soldered connections near the feedpoint may be damaged.

### Additional EUT Data

|                 |                  |
|-----------------|------------------|
| Manufactured by | SPEAG            |
| Manufactured on | January 24, 2006 |

## DASY5 Validation Report for Head TSL

Date: 13.09.2016

Test Laboratory: SPEAG, Zurich, Switzerland

**DUT: Dipole 2450 MHz; Type: D2450V2; Serial: D2450V2 - SN:797**

Communication System: UID 0 - CW; Frequency: 2450 MHz

Medium parameters used:  $f = 2450$  MHz;  $\sigma = 1.88$  S/m;  $\epsilon_r = 37.9$ ;  $\rho = 1000$  kg/m<sup>3</sup>

Phantom section: Flat Section

Measurement Standard: DASY5 (IEEE/IEC/ANSI C63.19-2011)

DASY52 Configuration:

- Probe: EX3DV4 - SN7349; ConvF(7.72, 7.72, 7.72); Calibrated: 15.06.2016;
- Sensor-Surface: 1.4mm (Mechanical Surface Detection)
- Electronics: DAE4 Sn601; Calibrated: 30.12.2015
- Phantom: Flat Phantom 5.0 (front); Type: QD000P50AA; Serial: 1001
- DASY52 52.8.8(1258); SEMCAD X 14.6.10(7372)

**Dipole Calibration for Head Tissue/Pin=250 mW, d=10mm/Zoom Scan (7x7x7)/Cube 0:**

Measurement grid: dx=5mm, dy=5mm, dz=5mm

Reference Value = 113.4 V/m; Power Drift = -0.02 dB

Peak SAR (extrapolated) = 26.9 W/kg

**SAR(1 g) = 13.4 W/kg; SAR(10 g) = 6.26 W/kg**

Maximum value of SAR (measured) = 21.9 W/kg

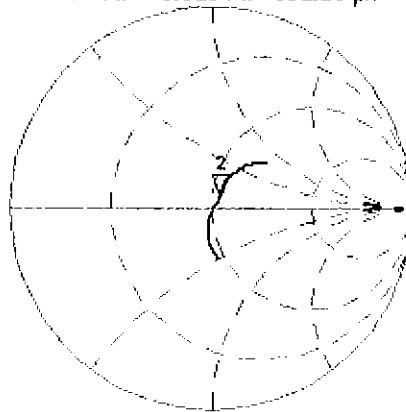


0 dB = 21.9 W/kg = 13.40 dBW/kg

# Impedance Measurement Plot for Head TSL

12 Sep 2016 12:42:03  
 CH1 S11 1 U FS 2: 53.771  $\Omega$  6.0234  $\Omega$  391.29  $\mu\text{H}$  2 450.000 000 MHz

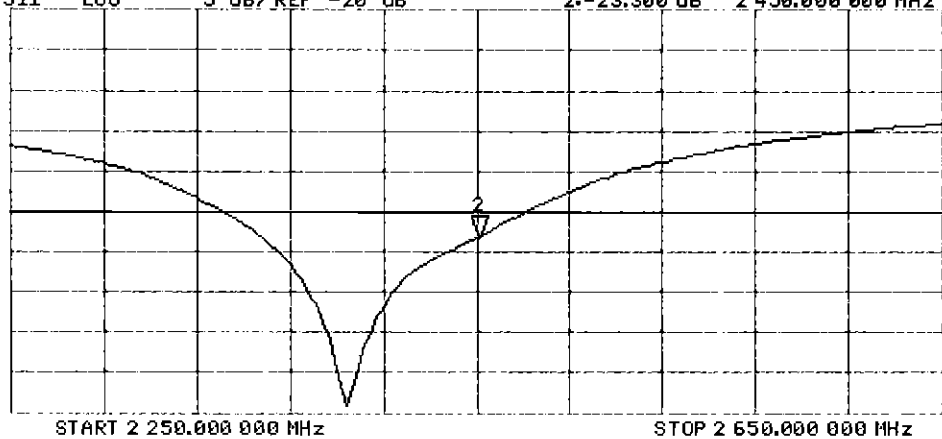
\*  
 De1  
 CA



Avg  
 16  
 H1d

CH2 S11 LOG 5 dB/REF -20 dB 2:-23.300 dB 2 450.000 000 MHz

CA  
 Avg  
 16  
 H1d



## DASY5 Validation Report for Body TSL

Date: 13.09.2016

Test Laboratory: SPEAG, Zurich, Switzerland

**DUT: Dipole 2450 MHz; Type: D2450V2; Serial: D2450V2 - SN:797**

Communication System: UID 0 - CW; Frequency: 2450 MHz

Medium parameters used:  $f = 2450$  MHz;  $\sigma = 2.04$  S/m;  $\epsilon_r = 51.6$ ;  $\rho = 1000$  kg/m<sup>3</sup>

Phantom section: Flat Section

Measurement Standard: DASY5 (IEEE/IEC/ANSI C63.19-2011)

DASY52 Configuration:

- Probe: EX3DV4 - SN7349; ConvF(7.79, 7.79, 7.79); Calibrated: 15.06.2016;
- Sensor-Surface: 1.4mm (Mechanical Surface Detection)
- Electronics: DAE4 Sn601; Calibrated: 30.12.2015
- Phantom: Flat Phantom 5.0 (back); Type: QD000P50AA; Serial: 1002
- DASY52 52.8.8(1258); SEMCAD X 14.6.10(7372)

### **Dipole Calibration for Body Tissue/Pin=250 mW, d=10mm/Zoom Scan (7x7x7)/Cube 0:**


Measurement grid: dx=5mm, dy=5mm, dz=5mm

Reference Value = 106.5 V/m; Power Drift = -0.04 dB

Peak SAR (extrapolated) = 25.6 W/kg

**SAR(1 g) = 13 W/kg; SAR(10 g) = 6.13 W/kg**

Maximum value of SAR (measured) = 21.2 W/kg



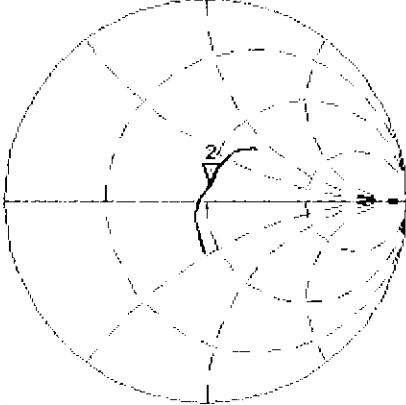
0 dB = 21.2 W/kg = 13.26 dBW/kg



Impedance Measurement Plot for Body TSL

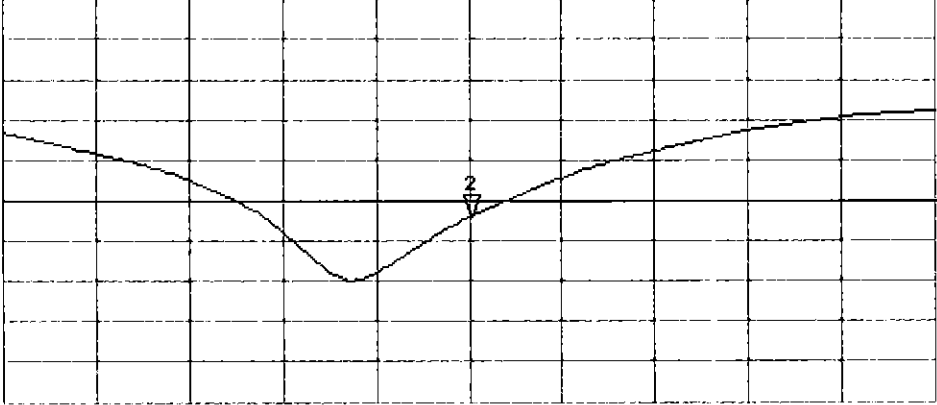
12 Sep 2016 12:40:39  
[CH1] S11 1 U FS 2: 50.842  $\Omega$  7.9531  $\Omega$  516.64  $\mu$ H 2 450.000 000 MHz

\*  
De1  
CA  
Avg  
16  
H1d



CH2 S11 LOG 5 dB/REF -20 dB 2:-22.037 dB 2 450.000 000 MHz

CA  
Avg  
16  
H1d



START 2 250.000 000 MHz STOP 2 650.000 000 MHz



Accredited by the Swiss Accreditation Service (SAS)  
 The Swiss Accreditation Service is one of the signatories to the EA  
 Multilateral Agreement for the recognition of calibration certificates

Accreditation No.: **SCS 0108**

Client **PC Test**

Certificate No: **D5GHzV2-1191\_Sep16**

## CALIBRATION CERTIFICATE

Object **D5GHzV2 - SN:1191**

Calibration procedure(s) **QA CAL-22.v2**  
**Calibration procedure for dipole validation kits between 3-6 GHz**

*BNV*  
*09-28-2016*

Calibration date: **September 21, 2016**

This calibration certificate documents the traceability to national standards, which realize the physical units of measurements (SI).  
 The measurements and the uncertainties with confidence probability are given on the following pages and are part of the certificate.

All calibrations have been conducted in the closed laboratory facility: environment temperature  $(22 \pm 3)^{\circ}\text{C}$  and humidity  $< 70\%$ .

Calibration Equipment used (M&TE critical for calibration)

| Primary Standards           | ID #               | Cal Date (Certificate No.)        | Scheduled Calibration  |
|-----------------------------|--------------------|-----------------------------------|------------------------|
| Power meter NRP             | SN: 104778         | 06-Apr-16 (No. 217-02288/02289)   | Apr-17                 |
| Power sensor NRP-Z91        | SN: 103244         | 06-Apr-16 (No. 217-02288)         | Apr-17                 |
| Power sensor NRP-Z91        | SN: 103245         | 06-Apr-16 (No. 217-02289)         | Apr-17                 |
| Reference 20 dB Attenuator  | SN: 5058 (20k)     | 05-Apr-16 (No. 217-02292)         | Apr-17                 |
| Type-N mismatch combination | SN: 5047.2 / 06327 | 05-Apr-16 (No. 217-02295)         | Apr-17                 |
| Reference Probe EX3DV4      | SN: 3503           | 30-Jun-16 (No. EX3-3503_Jun16)    | Jun-17                 |
| DAE4                        | SN: 601            | 30-Dec-15 (No. DAE4-601_Dec15)    | Dec-16                 |
| Secondary Standards         | ID #               | Check Date (in house)             | Scheduled Check        |
| Power meter EPM-442A        | SN: GB37480704     | 07-Oct-15 (No. 217-02222)         | In house check: Oct-16 |
| Power sensor HP 8481A       | SN: US37292783     | 07-Oct-15 (No. 217-02222)         | In house check: Oct-16 |
| Power sensor HP 8481A       | SN: MY41092317     | 07-Oct-15 (No. 217-02223)         | In house check: Oct-16 |
| RF generator R&S SMT-06     | SN: 100972         | 15-Jun-15 (in house check Jun-15) | In house check: Oct-16 |
| Network Analyzer HP 8753E   | SN: US37390585     | 18-Oct-01 (in house check Oct-15) | In house check: Oct-16 |

Calibrated by: **Leif Klysner** Function: **Laboratory Technician**

Approved by: **Katja Pokovic** Technical Manager

Signature  
*Leif Klysner*  
*Katja Pokovic*

Issued: September 22, 2016

This calibration certificate shall not be reproduced except in full without written approval of the laboratory.



Accredited by the Swiss Accreditation Service (SAS)  
The Swiss Accreditation Service is one of the signatories to the EA  
Multilateral Agreement for the recognition of calibration certificates

Accreditation No.: **SCS 0108**

**Glossary:**

|       |                                 |
|-------|---------------------------------|
| TSL   | tissue simulating liquid        |
| ConvF | sensitivity in TSL / NORM x,y,z |
| N/A   | not applicable or not measured  |

**Calibration is Performed According to the Following Standards:**

- IEEE Std 1528-2013, "IEEE Recommended Practice for Determining the Peak Spatial-Averaged Specific Absorption Rate (SAR) in the Human Head from Wireless Communications Devices: Measurement Techniques", June 2013
- IEC 62209-2, "Procedure to determine the Specific Absorption Rate (SAR) for wireless communication devices used in close proximity to the human body (frequency range of 30 MHz to 6 GHz)", March 2010
- KDB 865664, "SAR Measurement Requirements for 100 MHz to 6 GHz"

**Additional Documentation:**

- DASY4/5 System Handbook

**Methods Applied and Interpretation of Parameters:**

- Measurement Conditions:** Further details are available from the Validation Report at the end of the certificate. All figures stated in the certificate are valid at the frequency indicated.
- Antenna Parameters with TSL:** The dipole is mounted with the spacer to position its feed point exactly below the center marking of the flat phantom section, with the arms oriented parallel to the body axis.
- Feed Point Impedance and Return Loss:** These parameters are measured with the dipole positioned under the liquid filled phantom. The impedance stated is transformed from the measurement at the SMA connector to the feed point. The Return Loss ensures low reflected power. No uncertainty required.
- Electrical Delay:** One-way delay between the SMA connector and the antenna feed point. No uncertainty required.
- SAR measured:** SAR measured at the stated antenna input power.
- SAR normalized:** SAR as measured, normalized to an input power of 1 W at the antenna connector.
- SAR for nominal TSL parameters:** The measured TSL parameters are used to calculate the nominal SAR result.

The reported uncertainty of measurement is stated as the standard uncertainty of measurement multiplied by the coverage factor  $k=2$ , which for a normal distribution corresponds to a coverage probability of approximately 95%.

## Measurement Conditions

DASY system configuration, as far as not given on page 1.

|                              |  |                                  |
|------------------------------|--|----------------------------------|
| DASY Version                 | DASY5  | V52.8.8                          |
| Extrapolation                | Advanced Extrapolation   |                                  |
| Phantom                      | Modular Flat Phantom V5.0  |                                  |
| Distance Dipole Center - TSL | 10 mm  | with Spacer                      |
| Zoom Scan Resolution         | dx, dy = 4.0 mm, dz = 1.4 mm   | Graded Ratio = 1.4 (Z direction) |
| Frequency                    | 5250 MHz $\pm$ 1 MHz<br>5600 MHz $\pm$ 1 MHz<br>5750 MHz $\pm$ 1 MHz |                                  |

## Head TSL parameters at 5250 MHz

The following parameters and calculations were applied.

|   | Temperature         | Permittivity   | Conductivity         |
|---|---------------------|----------------|----------------------|
| Nominal Head TSL parameters             | 22.0 °C             | 35.9           | 4.71 mho/m           |
| Measured Head TSL parameters            | (22.0 $\pm$ 0.2) °C | 34.5 $\pm$ 6 % | 4.59 mho/m $\pm$ 6 % |
| Head TSL temperature change during test | < 0.5 °C            | ----           | ----                 |

## SAR result with Head TSL at 5250 MHz

|   |                    |                              |
|---|--------------------|------------------------------|
| SAR averaged over 1 cm <sup>3</sup> (1 g) of Head TSL | Condition          |                              |
| SAR measured  | 100 mW input power | 7.96 W/kg                    |
| SAR for nominal Head TSL parameters                   | normalized to 1W   | 78.9 W/kg $\pm$ 19.9 % (k=2) |

|   |                    |                              |
|---|--------------------|------------------------------|
| SAR averaged over 10 cm <sup>3</sup> (10 g) of Head TSL | condition          |                              |
| SAR measured  | 100 mW input power | 2.29 W/kg                    |
| SAR for nominal Head TSL parameters                     | normalized to 1W   | 22.6 W/kg $\pm$ 19.5 % (k=2) |

## Head TSL parameters at 5600 MHz

The following parameters and calculations were applied.

|   | Temperature     | Permittivity | Conductivity     |
|---|-----------------|--------------|------------------|
| Nominal Head TSL parameters             | 22.0 °C         | 35.5         | 5.07 mho/m       |
| Measured Head TSL parameters            | (22.0 ± 0.2) °C | 34.0 ± 6 %   | 4.93 mho/m ± 6 % |
| Head TSL temperature change during test | < 0.5 °C        | ----         | ----             |

## SAR result with Head TSL at 5600 MHz

|   |                    |                            |
|---|--------------------|----------------------------|
| SAR averaged over 1 cm <sup>3</sup> (1 g) of Head TSL | Condition          |                            |
| SAR measured  | 100 mW input power | 8.45 W/kg                  |
| SAR for nominal Head TSL parameters                   | normalized to 1W   | 83.6 W / kg ± 19.9 % (k=2) |

|   |                    |                          |
|---|--------------------|--------------------------|
| SAR averaged over 10 cm <sup>3</sup> (10 g) of Head TSL | condition          |                          |
| SAR measured  | 100 mW input power | 2.41 W/kg                |
| SAR for nominal Head TSL parameters                     | normalized to 1W   | 23.8 W/kg ± 19.5 % (k=2) |

## Head TSL parameters at 5750 MHz

The following parameters and calculations were applied.

|   | Temperature     | Permittivity | Conductivity     |
|---|-----------------|--------------|------------------|
| Nominal Head TSL parameters             | 22.0 °C         | 35.4         | 5.22 mho/m       |
| Measured Head TSL parameters            | (22.0 ± 0.2) °C | 33.8 ± 6 %   | 5.08 mho/m ± 6 % |
| Head TSL temperature change during test | < 0.5 °C        | ----         | ----             |

## SAR result with Head TSL at 5750 MHz

|   |                    |                          |
|---|--------------------|--------------------------|
| SAR averaged over 1 cm <sup>3</sup> (1 g) of Head TSL | Condition          |                          |
| SAR measured  | 100 mW input power | 7.99 W/kg                |
| SAR for nominal Head TSL parameters                   | normalized to 1W   | 79.1 W/kg ± 19.9 % (k=2) |

|   |                    |                          |
|---|--------------------|--------------------------|
| SAR averaged over 10 cm <sup>3</sup> (10 g) of Head TSL | condition          |                          |
| SAR measured  | 100 mW input power | 2.27 W/kg                |
| SAR for nominal Head TSL parameters                     | normalized to 1W   | 22.4 W/kg ± 19.5 % (k=2) |

### Body TSL parameters at 5250 MHz

The following parameters and calculations were applied.

|   | Temperature     | Permittivity | Conductivity     |
|---|-----------------|--------------|------------------|
| Nominal Body TSL parameters             | 22.0 °C         | 48.9         | 5.36 mho/m       |
| Measured Body TSL parameters            | (22.0 ± 0.2) °C | 47.4 ± 6 %   | 5.52 mho/m ± 6 % |
| Body TSL temperature change during test | < 0.5 °C        | ----         | ----             |

### SAR result with Body TSL at 5250 MHz

|   |                    |                          |
|---|--------------------|--------------------------|
| SAR averaged over 1 cm <sup>3</sup> (1 g) of Body TSL | Condition          |                          |
| SAR measured  | 100 mW input power | 7.74 W/kg                |
| SAR for nominal Body TSL parameters                   | normalized to 1W   | 77.0 W/kg ± 19.9 % (k=2) |

|   |                    |                          |
|---|--------------------|--------------------------|
| SAR averaged over 10 cm <sup>3</sup> (10 g) of Body TSL | condition          |                          |
| SAR measured  | 100 mW input power | 2.17 W/kg                |
| SAR for nominal Body TSL parameters                     | normalized to 1W   | 21.6 W/kg ± 19.5 % (k=2) |

### Body TSL parameters at 5600 MHz

The following parameters and calculations were applied.

|   | Temperature     | Permittivity | Conductivity     |
|---|-----------------|--------------|------------------|
| Nominal Body TSL parameters             | 22.0 °C         | 48.5         | 5.77 mho/m       |
| Measured Body TSL parameters            | (22.0 ± 0.2) °C | 46.8 ± 6 %   | 6.00 mho/m ± 6 % |
| Body TSL temperature change during test | < 0.5 °C        | ----         | ----             |

### SAR result with Body TSL at 5600 MHz

|   |                    |                          |
|---|--------------------|--------------------------|
| SAR averaged over 1 cm <sup>3</sup> (1 g) of Body TSL | Condition          |                          |
| SAR measured  | 100 mW input power | 7.96 W/kg                |
| SAR for nominal Body TSL parameters                   | normalized to 1W   | 79.2 W/kg ± 19.9 % (k=2) |

|   |                    |                          |
|---|--------------------|--------------------------|
| SAR averaged over 10 cm <sup>3</sup> (10 g) of Body TSL | condition          |                          |
| SAR measured  | 100 mW input power | 2.24 W/kg                |
| SAR for nominal Body TSL parameters                     | normalized to 1W   | 22.2 W/kg ± 19.5 % (k=2) |

## Body TSL parameters at 5750 MHz

The following parameters and calculations were applied.

|   | Temperature     | Permittivity | Conductivity     |
|---|-----------------|--------------|------------------|
| Nominal Body TSL parameters             | 22.0 °C         | 48.3         | 5.94 mho/m       |
| Measured Body TSL parameters            | (22.0 ± 0.2) °C | 46.5 ± 6 %   | 6.21 mho/m ± 6 % |
| Body TSL temperature change during test | < 0.5 °C        | ----         | ----             |

## SAR result with Body TSL at 5750 MHz

| SAR averaged over 1 cm <sup>3</sup> (1 g) of Body TSL | Condition          |                          |
|---|--------------------|--------------------------|
| SAR measured  | 100 mW input power | 7.65 W/kg                |
| SAR for nominal Body TSL parameters                   | normalized to 1W   | 76.1 W/kg ± 19.9 % (k=2) |

| SAR averaged over 10 cm <sup>3</sup> (10 g) of Body TSL | condition          |                          |
|---|--------------------|--------------------------|
| SAR measured  | 100 mW input power | 2.14 W/kg                |
| SAR for nominal Body TSL parameters                     | normalized to 1W   | 21.2 W/kg ± 19.5 % (k=2) |

## Appendix (Additional assessments outside the scope of SCS 0108)

### Antenna Parameters with Head TSL at 5250 MHz

|                                      |                                |
|--------------------------------------|--------------------------------|
| Impedance, transformed to feed point | 55.7 $\Omega$ - 4.3 j $\Omega$ |
| Return Loss                          | - 23.4 dB                      |

### Antenna Parameters with Head TSL at 5600 MHz

|                                      |                                |
|--------------------------------------|--------------------------------|
| Impedance, transformed to feed point | 58.3 $\Omega$ - 3.2 j $\Omega$ |
| Return Loss                          | - 21.8 dB                      |

### Antenna Parameters with Head TSL at 5750 MHz

|                                      |                                |
|--------------------------------------|--------------------------------|
| Impedance, transformed to feed point | 58.1 $\Omega$ + 4.8 j $\Omega$ |
| Return Loss                          | - 21.2 dB                      |

### Antenna Parameters with Body TSL at 5250 MHz

|                                      |                                |
|--------------------------------------|--------------------------------|
| Impedance, transformed to feed point | 56.1 $\Omega$ - 3.7 j $\Omega$ |
| Return Loss                          | - 23.4 dB                      |

### Antenna Parameters with Body TSL at 5600 MHz

|                                      |                                |
|--------------------------------------|--------------------------------|
| Impedance, transformed to feed point | 58.9 $\Omega$ - 1.7 j $\Omega$ |
| Return Loss                          | - 21.7 dB                      |

### Antenna Parameters with Body TSL at 5750 MHz

|                                      |                                |
|--------------------------------------|--------------------------------|
| Impedance, transformed to feed point | 59.5 $\Omega$ + 6.9 j $\Omega$ |
| Return Loss                          | - 19.4 dB                      |

### General Antenna Parameters and Design

|                                  |          |
|----------------------------------|----------|
| Electrical Delay (one direction) | 1.204 ns |
|----------------------------------|----------|

After long term use with 100W radiated power, only a slight warming of the dipole near the feedpoint can be measured.

The dipole is made of standard semirigid coaxial cable. The center conductor of the feeding line is directly connected to the second arm of the dipole. The antenna is therefore short-circuited for DC-signals. On some of the dipoles, small end caps are added to the dipole arms in order to improve matching when loaded according to the position as explained in the "Measurement Conditions" paragraph. The SAR data are not affected by this change. The overall dipole length is still according to the Standard.

No excessive force must be applied to the dipole arms, because they might bend or the soldered connections near the feedpoint may be damaged.

### Additional EUT Data

|                 |                 |
|-----------------|-----------------|
| Manufactured by | SPEAG           |
| Manufactured on | August 28, 2003 |



## DASY5 Validation Report for Head TSL

Date: 21.09.2016

Test Laboratory: SPEAG, Zurich, Switzerland

**DUT: Dipole D5GHzV2; Type: D5GHzV2; Serial: D5GHzV2 - SN:1191**

Communication System: UID 0 - CW; Frequency: 5250 MHz, Frequency: 5600 MHz, Frequency: 5750 MHz  
Medium parameters used:  $f = 5250$  MHz;  $\sigma = 4.59$  S/m;  $\epsilon_r = 34.5$ ;  $\rho = 1000$  kg/m<sup>3</sup>, Medium parameters used:  $f = 5600$  MHz;  $\sigma = 4.93$  S/m;  $\epsilon_r = 34$ ;  $\rho = 1000$  kg/m<sup>3</sup>, Medium parameters used:  $f = 5750$  MHz;  $\sigma = 5.08$  S/m;  $\epsilon_r = 33.8$ ;  $\rho = 1000$  kg/m<sup>3</sup>

Phantom section: Flat Section

Measurement Standard: DASY5 (IEEE/IEC/ANSI C63.19-2011)

DASY52 Configuration:

- Probe: EX3DV4 - SN3503; ConvF(5.42, 5.42, 5.42); Calibrated: 30.06.2016, ConvF(4.89, 4.89, 4.89); Calibrated: 30.06.2016, ConvF(4.85, 4.85, 4.85); Calibrated: 30.06.2016;
- Sensor-Surface: 1.4mm (Mechanical Surface Detection)
- Electronics: DAE4 Sn601; Calibrated: 30.12.2015
- Phantom: Flat Phantom 5.0 (front); Type: QD000P50AA; Serial: 1001
- DASY52 52.8.8(1258); SEMCAD X 14.6.10(7372)

**Dipole Calibration for Head Tissue/Pin=100mW, dist=10mm, f=5250 MHz/Zoom Scan, dist=1.4mm (8x8x7)/Cube 0:** Measurement grid: dx=4mm, dy=4mm, dz=1.4mm

Reference Value = 68.49 V/m; Power Drift = 0.01 dB

Peak SAR (extrapolated) = 28.6 W/kg

**SAR(1 g) = 7.96 W/kg; SAR(10 g) = 2.29 W/kg**

Maximum value of SAR (measured) = 18.2 W/kg

**Dipole Calibration for Head Tissue/Pin=100mW, dist=10mm, f=5600 MHz/Zoom Scan, dist=1.4mm (8x8x7)/Cube 0:** Measurement grid: dx=4mm, dy=4mm, dz=1.4mm

Reference Value = 69.34 V/m; Power Drift = -0.00 dB

Peak SAR (extrapolated) = 32.9 W/kg

**SAR(1 g) = 8.45 W/kg; SAR(10 g) = 2.41 W/kg**

Maximum value of SAR (measured) = 20.0 W/kg



**Dipole Calibration for Head Tissue/Pin=100mW, dist=10mm, f=5750 MHz/Zoom Scan, dist=1.4mm (8x8x7)/Cube 0:** Measurement grid: dx=4mm, dy=4mm, dz=1.4mm

Reference Value = 67.15 V/m; Power Drift = 0.02 dB

Peak SAR (extrapolated) = 32.3 W/kg

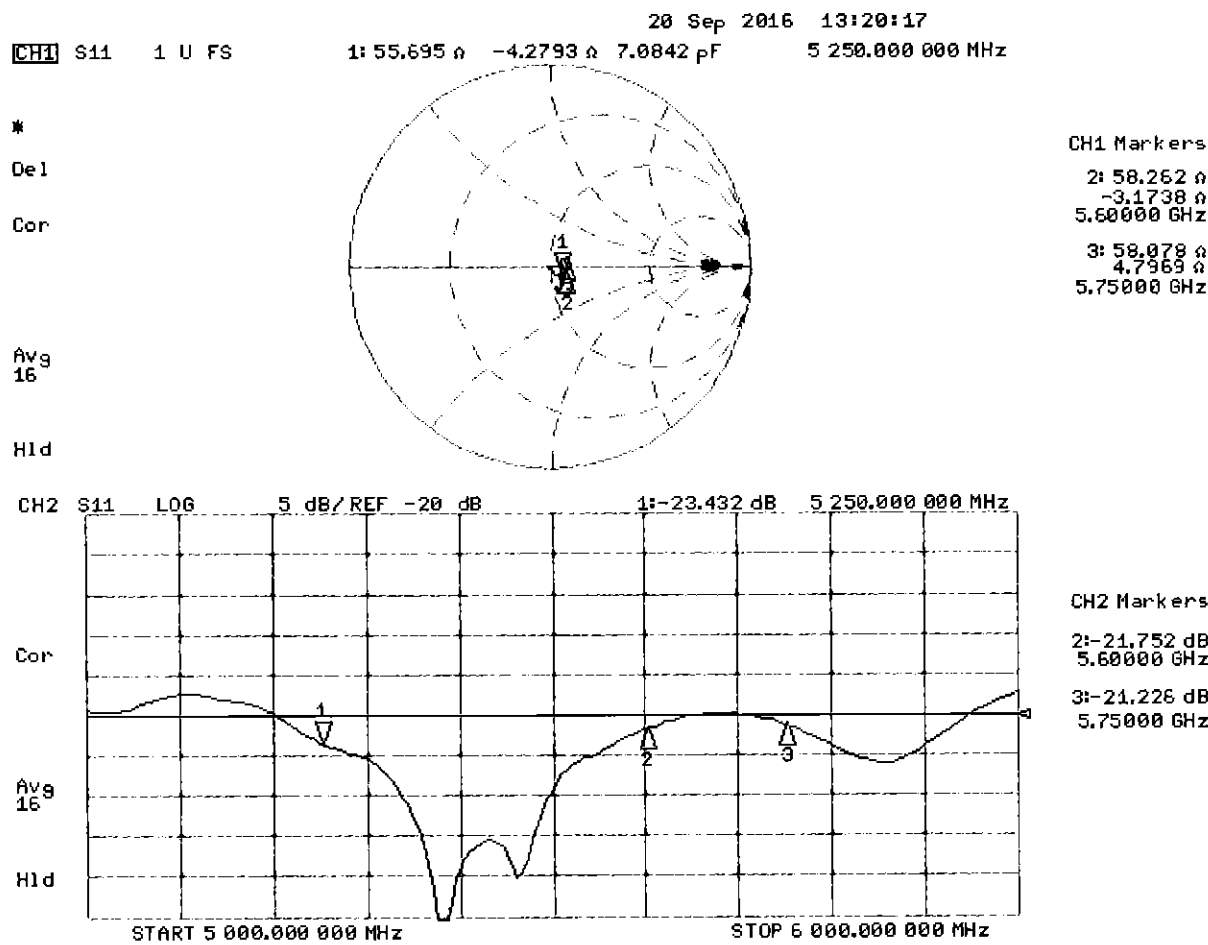
**SAR(1 g) = 7.99 W/kg; SAR(10 g) = 2.27 W/kg**

Maximum value of SAR (measured) = 19.3 W/kg



0 dB = 18.2 W/kg = 12.60 dBW/kg

Impedance Measurement Plot for Head TSL



## DASY5 Validation Report for Body TSL

Date: 20.09.2016

Test Laboratory: SPEAG, Zurich, Switzerland

**DUT: Dipole D5GHzV2; Type: D5GHzV2; Serial: D5GHzV2 - SN:1191**

Communication System: UID 0 - CW; Frequency: 5250 MHz, Frequency: 5600 MHz, Frequency: 5750 MHz  
Medium parameters used:  $f = 5250$  MHz;  $\sigma = 5.52$  S/m;  $\epsilon_r = 47.4$ ;  $\rho = 1000$  kg/m<sup>3</sup>, Medium parameters used:  $f = 5600$  MHz;  $\sigma = 6$  S/m;  $\epsilon_r = 46.8$ ;  $\rho = 1000$  kg/m<sup>3</sup>, Medium parameters used:  $f = 5750$  MHz;  $\sigma = 6.21$  S/m;  $\epsilon_r = 46.5$ ;  $\rho = 1000$  kg/m<sup>3</sup>

Phantom section: Flat Section

Measurement Standard: DASY5 (IEEE/IEC/ANSI C63.19-2011)

DASY52 Configuration:

- Probe: EX3DV4 - SN3503; ConvF(4.85, 4.85, 4.85); Calibrated: 30.06.2016, ConvF(4.35, 4.35, 4.35); Calibrated: 30.06.2016, ConvF(4.3, 4.3, 4.3); Calibrated: 30.06.2016;
- Sensor-Surface: 1.4mm (Mechanical Surface Detection)
- Electronics: DAE4 Sn601; Calibrated: 30.12.2015
- Phantom: Flat Phantom 5.0 (back); Type: QD000P50AA; Serial: 1002
- DASY52 52.8.8(1258); SEMCAD X 14.6.10(7372)

**Dipole Calibration for Body Tissue/Pin=100mW, dist=10mm, f=5250MHz/Zoom Scan, dist=1.4mm (8x8x7)/Cube 0:** Measurement grid: dx=4mm, dy=4mm, dz=1.4mm

Reference Value = 66.49 V/m; Power Drift = -0.07 dB

Peak SAR (extrapolated) = 29.1 W/kg

**SAR(1 g) = 7.74 W/kg; SAR(10 g) = 2.17 W/kg**

Maximum value of SAR (measured) = 17.7 W/kg

**Dipole Calibration for Body Tissue/Pin=100mW, dist=10mm, f=5600 MHz/Zoom Scan, dist=1.4mm (8x8x7)/Cube 0:** Measurement grid: dx=4mm, dy=4mm, dz=1.4mm

Reference Value = 65.85 V/m; Power Drift = -0.09 dB

Peak SAR (extrapolated) = 32.5 W/kg

**SAR(1 g) = 7.96 W/kg; SAR(10 g) = 2.24 W/kg**

Maximum value of SAR (measured) = 18.8 W/kg


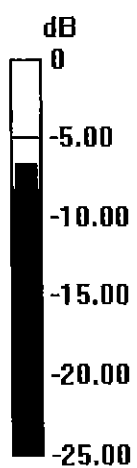
**Dipole Calibration for Body Tissue/Pin=100mW, dist=10mm, f=5750 MHz/Zoom Scan, dist=1.4mm (8x8x7)/Cube 0:** Measurement grid: dx=4mm, dy=4mm, dz=1.4mm

Reference Value = 64.21 V/m; Power Drift = -0.09 dB

Peak SAR (extrapolated) = 32.7 W/kg

**SAR(1 g) = 7.65 W/kg; SAR(10 g) = 2.14 W/kg**

Maximum value of SAR (measured) = 18.5 W/kg

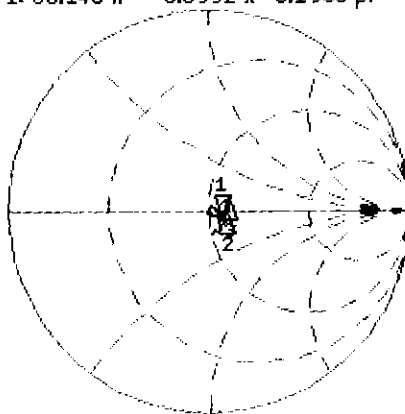


0 dB = 17.7 W/kg = 12.48 dBW/kg

# Impedance Measurement Plot for Body TSL

20 Sep 2016 13:19:13  
 CH1 S11 1 U FS 1: 56.143  $\Omega$  -3.6992  $\Omega$  8.1950 pF 5 250.000 000 MHz

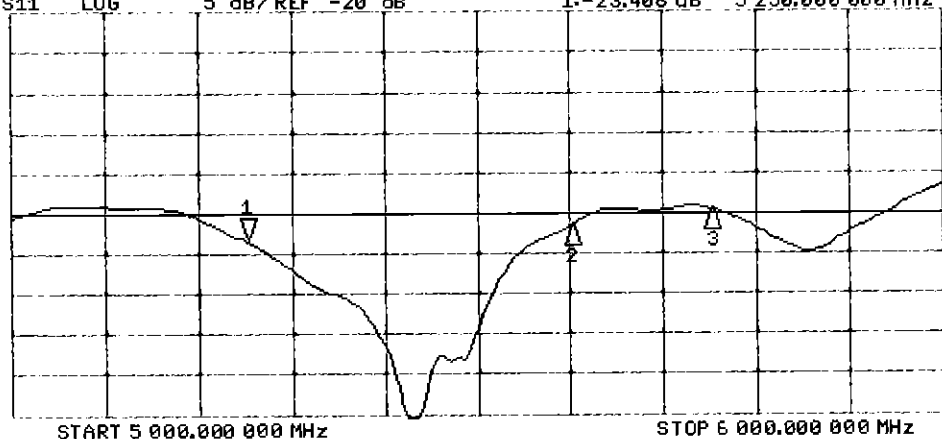
\*  
 Del  
 Cor  
 Avg  
 16  
 H1d



CH1 Markers  
 2: 58.887  $\Omega$   
 -1.6504  $\Omega$   
 5.60000 GHz  
 3: 59.510  $\Omega$   
 6.9121  $\Omega$   
 5.75000 GHz

CH2 S11 LOG 5 dB/REF -20 dB 1: -23.406 dB 5 250.000 000 MHz

Cor  
 Avg  
 16  
 H1d



CH2 Markers  
 2: -21.616 dB  
 5.60000 GHz  
 3: -19.400 dB  
 5.75000 GHz



Accredited by the Swiss Accreditation Service (SAS)  
The Swiss Accreditation Service is one of the signatories to the EA  
Multilateral Agreement for the recognition of calibration certificates

Accreditation No.: **SCS 0108**

Client **PC Test**

Certificate No: **D750V3-1161\_Jul16**

## CALIBRATION CERTIFICATE

Object **D750V3 - SN:1161**

Calibration procedure(s) **QA CAL-05.v9**  
**Calibration procedure for dipole validation kits above 700 MHz**

Calibration date: **July 13, 2016**

This calibration certificate documents the traceability to national standards, which realize the physical units of measurements (SI).  
The measurements and the uncertainties with confidence probability are given on the following pages and are part of the certificate.

All calibrations have been conducted in the closed laboratory facility: environment temperature ( $22 \pm 3$ )°C and humidity < 70%.

Calibration Equipment used (M&T'E critical for calibration)

| Primary Standards           | ID #               | Cal Date (Certificate No.)      | Scheduled Calibration |
|-----------------------------|--------------------|---------------------------------|-----------------------|
| Power meter NRP             | SN: 104778         | 06-Apr-16 (No. 217-02288/02289) | Apr-17                |
| Power sensor NRP-Z91        | SN: 103244         | 06-Apr-16 (No. 217-02288)       | Apr-17                |
| Power sensor NRP-Z91        | SN: 103245         | 06-Apr-16 (No. 217-02289)       | Apr-17                |
| Reference 20 dB Attenuator  | SN: 5058 (20k)     | 05-Apr-16 (No. 217-02292)       | Apr-17                |
| Type-N mismatch combination | SN: 5047.2 / 06327 | 05-Apr-16 (No. 217-02295)       | Apr-17                |
| Reference Probe EX3DV4      | SN: 7349           | 15-Jun-16 (No. EX3-7349_Jun16)  | Jun-17                |
| DAE4                        | SN: 601            | 30-Dec-15 (No. DAE4-601_Dec15)  | Dec-16                |

| Secondary Standards       | ID #           | Check Date (in house)             | Scheduled Check        |
|---------------------------|----------------|-----------------------------------|------------------------|
| Power meter EPM-442A      | SN: GB37480704 | 07-Oct-15 (No. 217-02222)         | In house check: Oct-16 |
| Power sensor HP 8481A     | SN: US37292783 | 07-Oct-15 (No. 217-02222)         | In house check: Oct-16 |
| Power sensor HP 8481A     | SN: MY41092317 | 07-Oct-15 (No. 217-02223)         | In house check: Oct-16 |
| RF generator R&S SMT-06   | SN: 100972     | 15-Jun-15 (in house check Jun-15) | In house check: Oct-16 |
| Network Analyzer HP 8753E | SN: US37390585 | 18-Oct-01 (in house check Oct-15) | In house check: Oct-16 |

Calibrated by: **Claudio Leubler**      Name: **Claudio Leubler**      Function: **Laboratory Technician**

Approved by: **Katja Pokovic**      Technical Manager

Signature

Issued: July 13, 2016

This calibration certificate shall not be reproduced except in full without written approval of the laboratory.



Accredited by the Swiss Accreditation Service (SAS)

Accreditation No.: **SCS 0108**

The Swiss Accreditation Service is one of the signatories to the EA  
Multilateral Agreement for the recognition of calibration certificates

**Glossary:**

|       |                                 |
|-------|---------------------------------|
| TSL   | tissue simulating liquid        |
| ConvF | sensitivity in TSL / NORM x,y,z |
| N/A   | not applicable or not measured  |

**Calibration is Performed According to the Following Standards:**

- a) IEEE Std 1528-2013, "IEEE Recommended Practice for Determining the Peak Spatial-Averaged Specific Absorption Rate (SAR) in the Human Head from Wireless Communications Devices: Measurement Techniques", June 2013
- b) IEC 62209-1, "Procedure to measure the Specific Absorption Rate (SAR) for hand-held devices used in close proximity to the ear (frequency range of 300 MHz to 3 GHz)", February 2005
- c) IEC 62209-2, "Procedure to determine the Specific Absorption Rate (SAR) for wireless communication devices used in close proximity to the human body (frequency range of 30 MHz to 6 GHz)", March 2010
- d) KDB 865664, "SAR Measurement Requirements for 100 MHz to 6 GHz"

**Additional Documentation:**

- e) DASY4/5 System Handbook

**Methods Applied and Interpretation of Parameters:**

- *Measurement Conditions:* Further details are available from the Validation Report at the end of the certificate. All figures stated in the certificate are valid at the frequency indicated.
- *Antenna Parameters with TSL:* The dipole is mounted with the spacer to position its feed point exactly below the center marking of the flat phantom section, with the arms oriented parallel to the body axis.
- *Feed Point Impedance and Return Loss:* These parameters are measured with the dipole positioned under the liquid filled phantom. The impedance stated is transformed from the measurement at the SMA connector to the feed point. The Return Loss ensures low reflected power. No uncertainty required.
- *Electrical Delay:* One-way delay between the SMA connector and the antenna feed point. No uncertainty required.
- *SAR measured:* SAR measured at the stated antenna input power.
- *SAR normalized:* SAR as measured, normalized to an input power of 1 W at the antenna connector.
- *SAR for nominal TSL parameters:* The measured TSL parameters are used to calculate the nominal SAR result.

The reported uncertainty of measurement is stated as the standard uncertainty of measurement multiplied by the coverage factor  $k=2$ , which for a normal distribution corresponds to a coverage probability of approximately 95%.



## Measurement Conditions

DASY system configuration, as far as not given on page 1.

|                              |                        |             |
|------------------------------|------------------------|-------------|
| DASY Version                 | DASY5                  | V52.8.8     |
| Extrapolation                | Advanced Extrapolation |             |
| Phantom                      | Modular Flat Phantom   |             |
| Distance Dipole Center - TSL | 15 mm                  | with Spacer |
| Zoom Scan Resolution         | dx, dy, dz = 5 mm      |             |
| Frequency                    | 750 MHz $\pm$ 1 MHz    |             |

## Head TSL parameters

The following parameters and calculations were applied.

|   | Temperature         | Permittivity   | Conductivity         |
|---|---------------------|----------------|----------------------|
| Nominal Head TSL parameters             | 22.0 °C             | 41.9           | 0.89 mho/m           |
| Measured Head TSL parameters            | (22.0 $\pm$ 0.2) °C | 40.9 $\pm$ 6 % | 0.91 mho/m $\pm$ 6 % |
| Head TSL temperature change during test | < 0.5 °C            | ----           | ----                 |

## SAR result with Head TSL

|   |                    |                              |
|---|--------------------|------------------------------|
| SAR averaged over 1 cm <sup>3</sup> (1 g) of Head TSL | Condition          |                              |
| SAR measured  | 250 mW input power | 2.09 W/kg                    |
| SAR for nominal Head TSL parameters                   | normalized to 1W   | 8.17 W/kg $\pm$ 17.0 % (k=2) |

|   |                    |                              |
|---|--------------------|------------------------------|
| SAR averaged over 10 cm <sup>3</sup> (10 g) of Head TSL | condition          |                              |
| SAR measured  | 250 mW input power | 1.37 W/kg                    |
| SAR for nominal Head TSL parameters                     | normalized to 1W   | 5.39 W/kg $\pm$ 16.5 % (k=2) |

## Body TSL parameters

The following parameters and calculations were applied.

|   | Temperature         | Permittivity   | Conductivity         |
|---|---------------------|----------------|----------------------|
| Nominal Body TSL parameters             | 22.0 °C             | 55.5           | 0.96 mho/m           |
| Measured Body TSL parameters            | (22.0 $\pm$ 0.2) °C | 55.1 $\pm$ 6 % | 0.99 mho/m $\pm$ 6 % |
| Body TSL temperature change during test | < 0.5 °C            | ----           | ----                 |

## SAR result with Body TSL

|   |                    |                              |
|---|--------------------|------------------------------|
| SAR averaged over 1 cm <sup>3</sup> (1 g) of Body TSL | Condition          |                              |
| SAR measured  | 250 mW input power | 2.16 W/kg                    |
| SAR for nominal Body TSL parameters                   | normalized to 1W   | 8.43 W/kg $\pm$ 17.0 % (k=2) |

|   |                    |                              |
|---|--------------------|------------------------------|
| SAR averaged over 10 cm <sup>3</sup> (10 g) of Body TSL | condition          |                              |
| SAR measured  | 250 mW input power | 1.41 W/kg                    |
| SAR for nominal Body TSL parameters                     | normalized to 1W   | 5.53 W/kg $\pm$ 16.5 % (k=2) |

## Appendix (Additional assessments outside the scope of SCS 0108)

### Antenna Parameters with Head TSL

|                                      |                                |
|--------------------------------------|--------------------------------|
| Impedance, transformed to feed point | 55.6 $\Omega$ - 0.9 j $\Omega$ |
| Return Loss                          | - 25.4 dB                      |

### Antenna Parameters with Body TSL

|                                      |                                |
|--------------------------------------|--------------------------------|
| Impedance, transformed to feed point | 50.2 $\Omega$ - 4.0 j $\Omega$ |
| Return Loss                          | - 28.0 dB                      |

### General Antenna Parameters and Design

|                                  |          |
|----------------------------------|----------|
| Electrical Delay (one direction) | 1.033 ns |
|----------------------------------|----------|

After long term use with 100W radiated power, only a slight warming of the dipole near the feedpoint can be measured.

The dipole is made of standard semirigid coaxial cable. The center conductor of the feeding line is directly connected to the second arm of the dipole. The antenna is therefore short-circuited for DC-signals. On some of the dipoles, small end caps are added to the dipole arms in order to improve matching when loaded according to the position as explained in the "Measurement Conditions" paragraph. The SAR data are not affected by this change. The overall dipole length is still according to the Standard.

No excessive force must be applied to the dipole arms, because they might bend or the soldered connections near the feedpoint may be damaged.

### Additional EUT Data

|                 |                   |
|-----------------|-------------------|
| Manufactured by | SPEAG             |
| Manufactured on | November 19, 2015 |

## DASY5 Validation Report for Head TSL

Date: 13.07.2016

Test Laboratory: SPEAG, Zurich, Switzerland

**DUT: Dipole 750 MHz; Type: D750V3; Serial: D750V3 - SN:1161**

Communication System: UID 0 - CW; Frequency: 750 MHz

Medium parameters used:  $f = 750 \text{ MHz}$ ;  $\sigma = 0.91 \text{ S/m}$ ;  $\epsilon_r = 40.9$ ;  $\rho = 1000 \text{ kg/m}^3$

Phantom section: Flat Section

Measurement Standard: DASY5 (IEEE/IEC/ANSI C63.19-2011)

DASY52 Configuration:

- Probe: EX3DV4 - SN7349; ConvF(10.07, 10.07, 10.07); Calibrated: 15.06.2016;
- Sensor-Surface: 1.4mm (Mechanical Surface Detection)
- Electronics: DAE4 Sn601; Calibrated: 30.12.2015
- Phantom: Flat Phantom 4.9L; Type: QD000P49AA; Serial: 1001
- DASY52 52.8.8(1258); SEMCAD X 14.6.10(7372)

### Dipole Calibration for Head Tissue/Pin=250 mW, $d=15\text{mm}$ /Zoom Scan (7x7x7)/Cube 0:


Measurement grid:  $dx=5\text{mm}$ ,  $dy=5\text{mm}$ ,  $dz=5\text{mm}$

Reference Value = 58.07 V/m; Power Drift = -0.00 dB

Peak SAR (extrapolated) = 3.13 W/kg

**SAR(1 g) = 2.09 W/kg; SAR(10 g) = 1.37 W/kg**

Maximum value of SAR (measured) = 2.80 W/kg

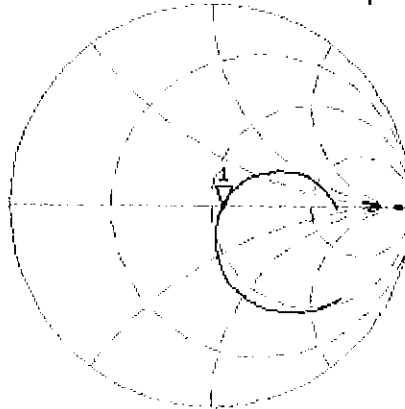


0 dB = 2.80 W/kg = 4.47 dBW/kg

# Impedance Measurement Plot for Head TSL

13 Jul 2016 09:55:53  
 [CH1] S11 1 U FS 1: 55.615  $\Omega$  -949.22 m $\Omega$  223.56 pF 750.000 000 MHz

\*  
 De1  
 CA



Avg  
 16

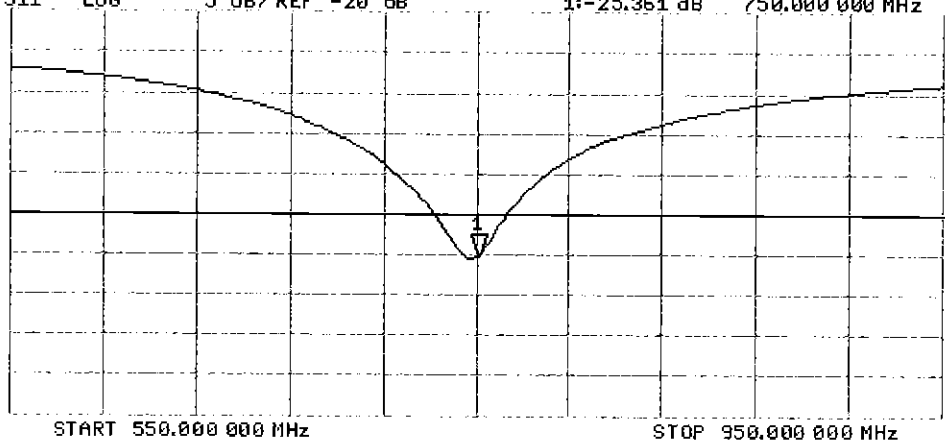
H1d

CH2 S11 LOG 5 dB/REF -20 dB 1:-25.361 dB 750.000 000 MHz

CA

Avg  
 16

H1d



## DASY5 Validation Report for Body TSL

Date: 13.07.2016

Test Laboratory: SPEAG, Zurich, Switzerland

**DUT: Dipole 750 MHz; Type: D750V3; Serial: D750V3 - SN:1161**

Communication System: UID 0 - CW; Frequency: 750 MHz

Medium parameters used:  $f = 750 \text{ MHz}$ ;  $\sigma = 0.99 \text{ S/m}$ ;  $\epsilon_r = 55.1$ ;  $\rho = 1000 \text{ kg/m}^3$

Phantom section: Flat Section

Measurement Standard: DASY5 (IEEE/IEC/ANSI C63.19-2011)

DASY52 Configuration:

- Probe: EX3DV4 - SN7349; ConvF(9.99, 9.99, 9.99); Calibrated: 15.06.2016;
- Sensor-Surface: 1.4mm (Mechanical Surface Detection)
- Electronics: DAE4 Sn601; Calibrated: 30.12.2015
- Phantom: Flat Phantom 4.9L; Type: QD000P49AA; Serial: 1001
- DASY52 52.8.8(1258); SEMCAD X 14.6.10(7372)

### Dipole Calibration for Body Tissue/Pin=250 mW, d=15mm/Zoom Scan (7x7x7)/Cube 0:

Measurement grid:  $dx=5\text{mm}$ ,  $dy=5\text{mm}$ ,  $dz=5\text{mm}$

Reference Value = 56.33 V/m; Power Drift = -0.00 dB

Peak SAR (extrapolated) = 3.22 W/kg

**SAR(1 g) = 2.16 W/kg; SAR(10 g) = 1.41 W/kg**

Maximum value of SAR (measured) = 2.87 W/kg

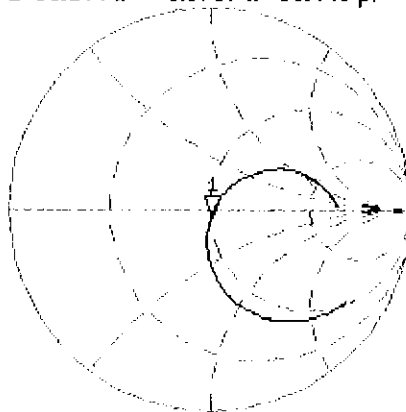


0 dB = 2.87 W/kg = 4.58 dBW/kg

# Impedance Measurement Plot for Body TSL

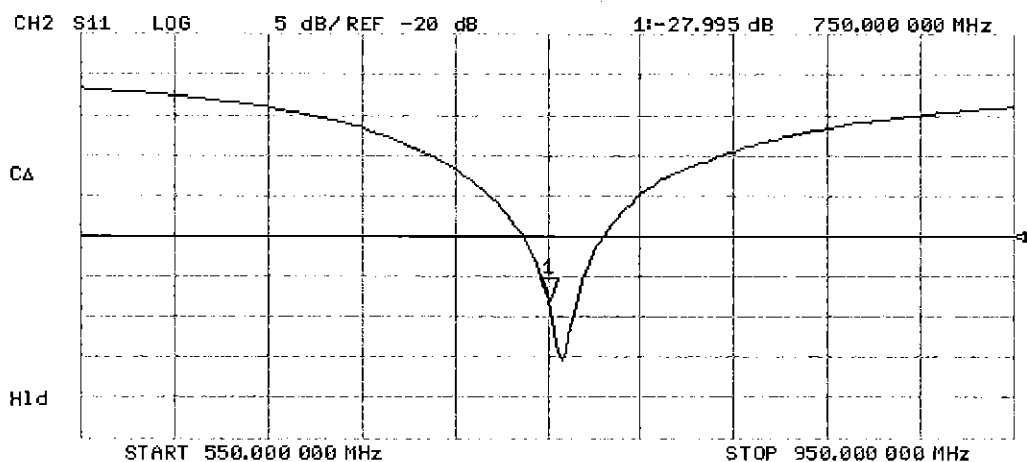
13 Jul 2016 13:16:34  
 [CH1] S11 1 U FS 1: 50.244  $\Omega$  -3.9707  $\Omega$  53.443 pF 750.000 000 MHz

\*  
 Del  
 CA



Avg  
 16

H1d





Accredited by the Swiss Accreditation Service (SAS)  
 The Swiss Accreditation Service is one of the signatories to the EA  
 Multilateral Agreement for the recognition of calibration certificates

Accreditation No.: **SCS 0108**

Client **PC Test**

Certificate No: **D1750V2-1148\_May16**

## CALIBRATION CERTIFICATE

Object **D1750V2 - SN: 1148**

Calibration procedure(s) **QA CAL-05.v9**  
**Calibration procedure for dipole validation kits above 700 MHz**

Calibration date: **May 09, 2016**

BNV  
 5/17/2016

This calibration certificate documents the traceability to national standards, which realize the physical units of measurements (SI).  
 The measurements and the uncertainties with confidence probability are given on the following pages and are part of the certificate.

All calibrations have been conducted in the closed laboratory facility: environment temperature ( $22 \pm 3$ )°C and humidity < 70%.

Calibration Equipment used (M&TE critical for calibration)

| Primary Standards           | ID #               | Cal Date (Certificate No.)      | Scheduled Calibration |
|-----------------------------|--------------------|---------------------------------|-----------------------|
| Power meter NRP             | SN: 104778         | 06-Apr-16 (No. 217-02288/02289) | Apr-17                |
| Power sensor NRP-Z91        | SN: 103244         | 06-Apr-16 (No. 217-02288)       | Apr-17                |
| Power sensor NRP-Z91        | SN: 103245         | 06-Apr-16 (No. 217-02289)       | Apr-17                |
| Reference 20 dB Attenuator  | SN: 5058 (20k)     | 05-Apr-16 (No. 217-02292)       | Apr-17                |
| Type-N mismatch combination | SN: 5047.2 / 06327 | 05-Apr-16 (No. 217-02295)       | Apr-17                |
| Reference Probe EX3DV4      | SN: 7349           | 31-Dec-15 (No. EX3-7349_Dec15)  | Dec-16                |
| DAE4                        | SN: 601            | 30-Dec-15 (No. DAE4-601_Dec15)  | Dec-16                |

| Secondary Standards       | ID #           | Check Date (in house)             | Scheduled Check        |
|---------------------------|----------------|-----------------------------------|------------------------|
| Power meter EPM-442A      | SN: GB37480704 | 07-Oct-15 (No. 217-02222)         | In house check: Oct-16 |
| Power sensor HP 8481A     | SN: US37292783 | 07-Oct-15 (No. 217-02222)         | In house check: Oct-16 |
| Power sensor HP 8481A     | SN: MY41092317 | 07-Oct-15 (No. 217-02223)         | In house check: Oct-16 |
| RF generator R&S SMT-06   | SN: 100972     | 15-Jun-15 (in house check Jun-15) | In house check: Oct-16 |
| Network Analyzer HP 8753E | SN: US37390585 | 18-Oct-01 (in house check Oct-15) | In house check: Oct-16 |

Calibrated by: **Michael Weber**      Name: **Michael Weber**      Function: **Laboratory Technician**

Approved by: **Katja Pokovic**      Name: **Katja Pokovic**      Function: **Technical Manager**

Signature

*M. Weber*

*K. Pokovic*

Issued: May 11, 2016

This calibration certificate shall not be reproduced except in full without written approval of the laboratory.



Accredited by the Swiss Accreditation Service (SAS)  
The Swiss Accreditation Service is one of the signatories to the EA  
Multilateral Agreement for the recognition of calibration certificates

Accreditation No.: **SCS 0108**

**Glossary:**

|       |                                 |
|-------|---------------------------------|
| TSL   | tissue simulating liquid        |
| ConvF | sensitivity in TSL / NORM x,y,z |
| N/A   | not applicable or not measured  |

**Calibration is Performed According to the Following Standards:**

- IEEE Std 1528-2013, "IEEE Recommended Practice for Determining the Peak Spatial-Averaged Specific Absorption Rate (SAR) in the Human Head from Wireless Communications Devices: Measurement Techniques", June 2013
- IEC 62209-1, "Procedure to measure the Specific Absorption Rate (SAR) for hand-held devices used in close proximity to the ear (frequency range of 300 MHz to 3 GHz)", February 2005
- IEC 62209-2, "Procedure to determine the Specific Absorption Rate (SAR) for wireless communication devices used in close proximity to the human body (frequency range of 30 MHz to 6 GHz)", March 2010
- KDB 865664, "SAR Measurement Requirements for 100 MHz to 6 GHz"

**Additional Documentation:**

- DASY4/5 System Handbook

**Methods Applied and Interpretation of Parameters:**

- Measurement Conditions:** Further details are available from the Validation Report at the end of the certificate. All figures stated in the certificate are valid at the frequency indicated.
- Antenna Parameters with TSL:** The dipole is mounted with the spacer to position its feed point exactly below the center marking of the flat phantom section, with the arms oriented parallel to the body axis.
- Feed Point Impedance and Return Loss:** These parameters are measured with the dipole positioned under the liquid filled phantom. The impedance stated is transformed from the measurement at the SMA connector to the feed point. The Return Loss ensures low reflected power. No uncertainty required.
- Electrical Delay:** One-way delay between the SMA connector and the antenna feed point. No uncertainty required.
- SAR measured:** SAR measured at the stated antenna input power.
- SAR normalized:** SAR as measured, normalized to an input power of 1 W at the antenna connector.
- SAR for nominal TSL parameters:** The measured TSL parameters are used to calculate the nominal SAR result.

The reported uncertainty of measurement is stated as the standard uncertainty of measurement multiplied by the coverage factor  $k=2$ , which for a normal distribution corresponds to a coverage probability of approximately 95%.



## Measurement Conditions

DASY system configuration, as far as not given on page 1.

|                              |                        |             |
|------------------------------|------------------------|-------------|
| DASY Version                 | DASY5                  | V52.8.8     |
| Extrapolation                | Advanced Extrapolation |             |
| Phantom                      | Modular Flat Phantom   |             |
| Distance Dipole Center - TSL | 10 mm                  | with Spacer |
| Zoom Scan Resolution         | dx, dy, dz = 5 mm      |             |
| Frequency                    | 1750 MHz $\pm$ 1 MHz   |             |

## Head TSL parameters

The following parameters and calculations were applied.

|   | Temperature         | Permittivity   | Conductivity         |
|---|---------------------|----------------|----------------------|
| Nominal Head TSL parameters             | 22.0 °C             | 40.1           | 1.37 mho/m           |
| Measured Head TSL parameters            | (22.0 $\pm$ 0.2) °C | 39.7 $\pm$ 6 % | 1.36 mho/m $\pm$ 6 % |
| Head TSL temperature change during test | < 0.5 °C            | ----           | ----                 |

## SAR result with Head TSL

|   |                    |                              |
|---|--------------------|------------------------------|
| SAR averaged over 1 cm <sup>3</sup> (1 g) of Head TSL | Condition          |                              |
| SAR measured  | 250 mW input power | 9.03 W/kg                    |
| SAR for nominal Head TSL parameters                   | normalized to 1W   | 36.2 W/kg $\pm$ 17.0 % (k=2) |

|   |                    |                              |
|---|--------------------|------------------------------|
| SAR averaged over 10 cm <sup>3</sup> (10 g) of Head TSL | condition          |                              |
| SAR measured  | 250 mW input power | 4.78 W/kg                    |
| SAR for nominal Head TSL parameters                     | normalized to 1W   | 19.1 W/kg $\pm$ 16.5 % (k=2) |

## Body TSL parameters

The following parameters and calculations were applied.

|   | Temperature         | Permittivity   | Conductivity         |
|---|---------------------|----------------|----------------------|
| Nominal Body TSL parameters             | 22.0 °C             | 53.4           | 1.49 mho/m           |
| Measured Body TSL parameters            | (22.0 $\pm$ 0.2) °C | 53.8 $\pm$ 6 % | 1.50 mho/m $\pm$ 6 % |
| Body TSL temperature change during test | < 0.5 °C            | ----           | ----                 |

## SAR result with Body TSL

|   |                    |                              |
|---|--------------------|------------------------------|
| SAR averaged over 1 cm <sup>3</sup> (1 g) of Body TSL | Condition          |                              |
| SAR measured  | 250 mW input power | 9.30 W/kg                    |
| SAR for nominal Body TSL parameters                   | normalized to 1W   | 37.1 W/kg $\pm$ 17.0 % (k=2) |

|   |                    |                              |
|---|--------------------|------------------------------|
| SAR averaged over 10 cm <sup>3</sup> (10 g) of Body TSL | condition          |                              |
| SAR measured  | 250 mW input power | 4.93 W/kg                    |
| SAR for nominal Body TSL parameters                     | normalized to 1W   | 19.7 W/kg $\pm$ 16.5 % (k=2) |

## Appendix (Additional assessments outside the scope of SCS 0108)

### Antenna Parameters with Head TSL

|                                      |                                |
|--------------------------------------|--------------------------------|
| Impedance, transformed to feed point | 49.9 $\Omega$ - 0.7 j $\Omega$ |
| Return Loss                          | - 43.3 dB                      |

### Antenna Parameters with Body TSL

|                                      |                                |
|--------------------------------------|--------------------------------|
| Impedance, transformed to feed point | 46.2 $\Omega$ - 1.4 j $\Omega$ |
| Return Loss                          | - 27.5 dB                      |

### General Antenna Parameters and Design

|                                  |          |
|----------------------------------|----------|
| Electrical Delay (one direction) | 1.221 ns |
|----------------------------------|----------|

After long term use with 100W radiated power, only a slight warming of the dipole near the feedpoint can be measured.

The dipole is made of standard semirigid coaxial cable. The center conductor of the feeding line is directly connected to the second arm of the dipole. The antenna is therefore short-circuited for DC-signals. On some of the dipoles, small end caps are added to the dipole arms in order to improve matching when loaded according to the position as explained in the "Measurement Conditions" paragraph. The SAR data are not affected by this change. The overall dipole length is still according to the Standard.

No excessive force must be applied to the dipole arms, because they might bend or the soldered connections near the feedpoint may be damaged.

### Additional EUT Data

|                 |                    |
|-----------------|--------------------|
| Manufactured by | SPEAG              |
| Manufactured on | September 30, 2014 |

## DASY5 Validation Report for Head TSL

Date: 09.05.2016

Test Laboratory: SPEAG, Zurich, Switzerland

**DUT: Dipole 1750 MHz; Type: D1750V2; Serial: D1750V2 - SN: 1148**

Communication System: UID 0 - CW; Frequency: 1750 MHz

Medium parameters used:  $f = 1750$  MHz;  $\sigma = 1.36$  S/m;  $\epsilon_r = 39.7$ ;  $\rho = 1000$  kg/m<sup>3</sup>

Phantom section: Flat Section

Measurement Standard: DASY5 (IEEE/IEC/ANSI C63.19-2011)

DASY52 Configuration:

- Probe: EX3DV4 - SN7349; ConvF(8.54, 8.54, 8.54); Calibrated: 31.12.2015;
- Sensor-Surface: 1.4mm (Mechanical Surface Detection)
- Electronics: DAE4 Sn601; Calibrated: 30.12.2015
- Phantom: Flat Phantom 5.0 (front); Type: QD000P50AA; Serial: 1001
- DASY52 52.8.8(1258); SEMCAD X 14.6.10(7372)

### **Dipole Calibration for Head Tissue/Pin=250 mW, d=10mm/Zoom Scan (7x7x7)/Cube 0:**


Measurement grid: dx=5mm, dy=5mm, dz=5mm

Reference Value = 103.5 V/m; Power Drift = 0.04 dB

Peak SAR (extrapolated) = 16.7 W/kg

**SAR(1 g) = 9.03 W/kg; SAR(10 g) = 4.78 W/kg**

Maximum value of SAR (measured) = 13.6 W/kg

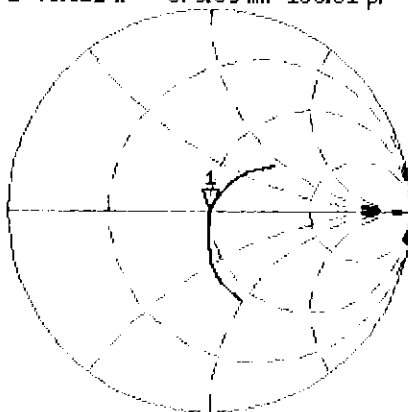


0 dB = 13.6 W/kg = 11.34 dBW/kg

# Impedance Measurement Plot for Head TSL

9 May 2016 11:49:12  
 [CH1] S11 1 U FS 1: 49.912  $\Omega$  -679.69 m $\Omega$  133.81 pF 1 750.000 000 MHz

\*  
 Del  
 CA

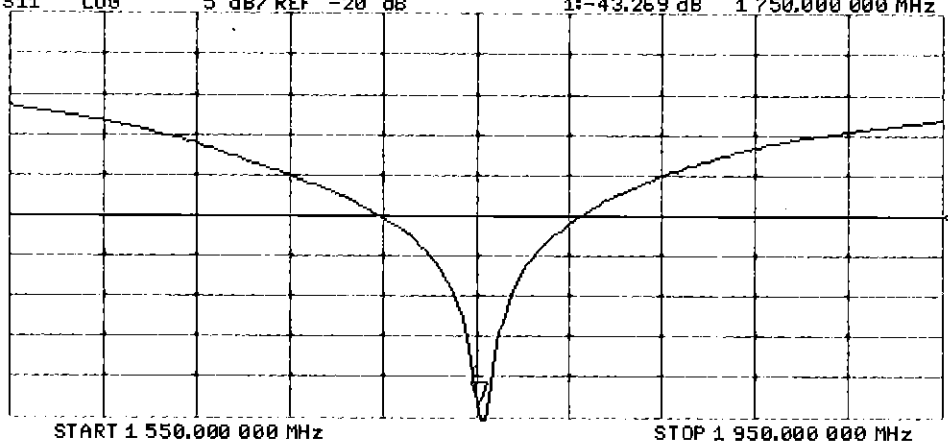


Avg  
 16  
 H1d

CH2 S11 LOG 5 dB/REF -20 dB 1: -43.269 dB 1 750.000 000 MHz

Del  
 CA

Avg  
 16  
 H1d



## DASY5 Validation Report for Body TSL

Date: 09.05.2016

Test Laboratory: SPEAG, Zurich, Switzerland

**DUT: Dipole 1750 MHz; Type: D1750V2; Serial: D1750V2 - SN: 1148**

Communication System: UID 0 - CW; Frequency: 1750 MHz

Medium parameters used:  $f = 1750$  MHz;  $\sigma = 1.5$  S/m;  $\epsilon_r = 53.8$ ;  $\rho = 1000$  kg/m<sup>3</sup>

Phantom section: Flat Section

Measurement Standard: DASY5 (IEEE/IEC/ANSI C63.19-2011)

DASY52 Configuration:

- Probe: EX3DV4 - SN7349; ConvF(8.25, 8.25, 8.25); Calibrated: 31.12.2015;
- Sensor-Surface: 1.4mm (Mechanical Surface Detection)
- Electronics: DAE4 Sn601; Calibrated: 30.12.2015
- Phantom: Flat Phantom 5.0 (back); Type: QD000P50AA; Serial: 1002
- DASY52 52.8.8(1258); SEMCAD X 14.6.10(7372)

**Dipole Calibration for Body Tissue/Pin=250 mW, d=10mm/Zoom Scan (7x7x7)/Cube 0:**


Measurement grid: dx=5mm, dy=5mm, dz=5mm

Reference Value = 102.0 V/m; Power Drift = -0.08 dB

Peak SAR (extrapolated) = 16.6 W/kg

**SAR(1 g) = 9.3 W/kg; SAR(10 g) = 4.93 W/kg**

Maximum value of SAR (measured) = 14.1 W/kg

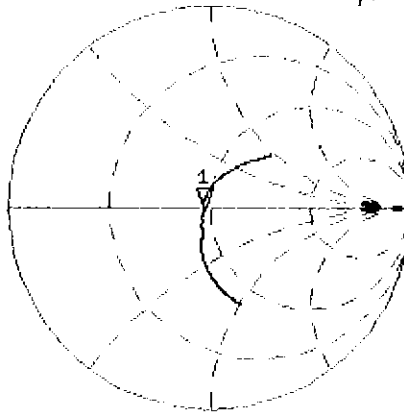


0 dB = 14.1 W/kg = 11.49 dBW/kg

# Impedance Measurement Plot for Body TSL

9 May 2016 11:48:41  
 [CH1] S11 1 U FS 1: 46.205  $\Omega$  -1.4258  $\Omega$  63.787 pF 1 750.000 000 MHz

\*  
 Del  
 CA



Avg  
 16

H1d

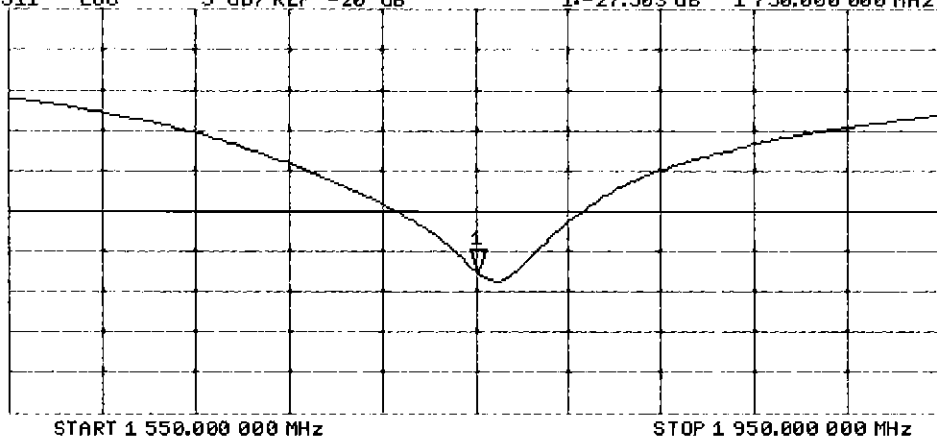
CH2 S11 LOG 5 dB/REF -20 dB 1: -27.503 dB 1 750.000 000 MHz

Del

CA

Avg  
 16

H1d





Accredited by the Swiss Accreditation Service (SAS)  
The Swiss Accreditation Service is one of the signatories to the EA  
Multilateral Agreement for the recognition of calibration certificates

Accreditation No.: **SCS 0108**

Client **PC Test**

Certificate No: **D1900V2-5d080\_Jul16**

## CALIBRATION CERTIFICATE

Object **D1900V2 - SN:5d080**

Calibration procedure(s) **QA CAL-05.v9**  
**Calibration procedure for dipole validation kits above 700 MHz**

Calibration date: **July 08, 2016**

*BN ✓*  
*7/16/2016*

This calibration certificate documents the traceability to national standards, which realize the physical units of measurements (SI).  
The measurements and the uncertainties with confidence probability are given on the following pages and are part of the certificate.

All calibrations have been conducted in the closed laboratory facility: environment temperature ( $22 \pm 3$ )°C and humidity < 70%.

Calibration Equipment used (M&TE critical for calibration)

| Primary Standards           | ID #               | Cal Date (Certificate No.)        | Scheduled Calibration  |
|-----------------------------|--------------------|-----------------------------------|------------------------|
| Power meter NRP             | SN: 104778         | 06-Apr-16 (No. 217-02288/02289)   | Apr-17                 |
| Power sensor NRP-Z91        | SN: 103244         | 06-Apr-16 (No. 217-02288)         | Apr-17                 |
| Power sensor NRP-Z91        | SN: 103245         | 06-Apr-16 (No. 217-02289)         | Apr-17                 |
| Reference 20 dB Attenuator  | SN: 5058 (20k)     | 05-Apr-16 (No. 217-02292)         | Apr-17                 |
| Type-N mismatch combination | SN: 5047.2 / 06327 | 05-Apr-16 (No. 217-02295)         | Apr-17                 |
| Reference Probe EX3DV4      | SN: 7349           | 15-Jun-16 (No. EX3-7349_Jun16)    | Jun-17                 |
| DAE4                        | SN: 601            | 30-Dec-15 (No. DAE4-601_Dec15)    | Dec-16                 |
| Secondary Standards         | ID #               | Check Date (in house)             | Scheduled Check        |
| Power meter EPM-442A        | SN: GB37480704     | 07-Oct-15 (No. 217-02222)         | In house check: Oct-16 |
| Power sensor HP 8481A       | SN: US37292783     | 07-Oct-15 (No. 217-02222)         | In house check: Oct-16 |
| Power sensor HP 8481A       | SN: MY41092317     | 07-Oct-15 (No. 217-02223)         | In house check: Oct-16 |
| RF generator R&S SMT-06     | SN: 100972         | 15-Jun-15 (in house check Jun-15) | In house check: Oct-16 |
| Network Analyzer HP 8753E   | SN: US37390585     | 18-Oct-01 (in house check Oct-15) | In house check: Oct-16 |

Calibrated by: **Jeton Kastrati** Name **Jeton Kastrati** Function **Laboratory Technician**

Approved by: **Katja Pokovic** Name **Katja Pokovic** Function **Technical Manager**

Signature  
*[Signature]*  
*[Signature]*

Issued: July 13, 2016

This calibration certificate shall not be reproduced except in full without written approval of the laboratory.



Accredited by the Swiss Accreditation Service (SAS)  
The Swiss Accreditation Service is one of the signatories to the EA  
Multilateral Agreement for the recognition of calibration certificates

Accreditation No.: **SCS 0108**

**Glossary:**

|       |                                 |
|-------|---------------------------------|
| TSL   | tissue simulating liquid        |
| ConvF | sensitivity in TSL / NORM x,y,z |
| N/A   | not applicable or not measured  |

**Calibration is Performed According to the Following Standards:**

- IEEE Std 1528-2013, "IEEE Recommended Practice for Determining the Peak Spatial-Averaged Specific Absorption Rate (SAR) in the Human Head from Wireless Communications Devices: Measurement Techniques", June 2013
- IEC 62209-1, "Procedure to measure the Specific Absorption Rate (SAR) for hand-held devices used in close proximity to the ear (frequency range of 300 MHz to 3 GHz)", February 2005
- IEC 62209-2, "Procedure to determine the Specific Absorption Rate (SAR) for wireless communication devices used in close proximity to the human body (frequency range of 30 MHz to 6 GHz)", March 2010
- KDB 865664, "SAR Measurement Requirements for 100 MHz to 6 GHz"

**Additional Documentation:**

- DASY4/5 System Handbook

**Methods Applied and Interpretation of Parameters:**

- Measurement Conditions:** Further details are available from the Validation Report at the end of the certificate. All figures stated in the certificate are valid at the frequency indicated.
- Antenna Parameters with TSL:** The dipole is mounted with the spacer to position its feed point exactly below the center marking of the flat phantom section, with the arms oriented parallel to the body axis.
- Feed Point Impedance and Return Loss:** These parameters are measured with the dipole positioned under the liquid filled phantom. The impedance stated is transformed from the measurement at the SMA connector to the feed point. The Return Loss ensures low reflected power. No uncertainty required.
- Electrical Delay:** One-way delay between the SMA connector and the antenna feed point. No uncertainty required.
- SAR measured:** SAR measured at the stated antenna input power.
- SAR normalized:** SAR as measured, normalized to an input power of 1 W at the antenna connector.
- SAR for nominal TSL parameters:** The measured TSL parameters are used to calculate the nominal SAR result.

The reported uncertainty of measurement is stated as the standard uncertainty of measurement multiplied by the coverage factor  $k=2$ , which for a normal distribution corresponds to a coverage probability of approximately 95%.



## Measurement Conditions

DASY system configuration, as far as not given on page 1.

|                              |                        |             |
|------------------------------|------------------------|-------------|
| DASY Version                 | DASY5                  | V52.8.8     |
| Extrapolation                | Advanced Extrapolation |             |
| Phantom                      | Modular Flat Phantom   |             |
| Distance Dipole Center - TSL | 10 mm                  | with Spacer |
| Zoom Scan Resolution         | dx, dy, dz = 5 mm      |             |
| Frequency                    | 1900 MHz $\pm$ 1 MHz   |             |

## Head TSL parameters

The following parameters and calculations were applied.

|   | Temperature         | Permittivity   | Conductivity         |
|---|---------------------|----------------|----------------------|
| Nominal Head TSL parameters             | 22.0 °C             | 40.0           | 1.40 mho/m           |
| Measured Head TSL parameters            | (22.0 $\pm$ 0.2) °C | 39.8 $\pm$ 6 % | 1.38 mho/m $\pm$ 6 % |
| Head TSL temperature change during test | < 0.5 °C            | ----           | ----                 |

## SAR result with Head TSL

|   |                    |                              |
|---|--------------------|------------------------------|
| SAR averaged over 1 cm <sup>3</sup> (1 g) of Head TSL | Condition          |                              |
| SAR measured  | 250 mW input power | 9.76 W/kg                    |
| SAR for nominal Head TSL parameters                   | normalized to 1W   | 39.3 W/kg $\pm$ 17.0 % (k=2) |

|   |                    |                              |
|---|--------------------|------------------------------|
| SAR averaged over 10 cm <sup>3</sup> (10 g) of Head TSL | condition          |                              |
| SAR measured  | 250 mW input power | 5.10 W/kg                    |
| SAR for nominal Head TSL parameters                     | normalized to 1W   | 20.5 W/kg $\pm$ 16.5 % (k=2) |

## Body TSL parameters

The following parameters and calculations were applied.

|   | Temperature         | Permittivity   | Conductivity         |
|---|---------------------|----------------|----------------------|
| Nominal Body TSL parameters             | 22.0 °C             | 53.3           | 1.52 mho/m           |
| Measured Body TSL parameters            | (22.0 $\pm$ 0.2) °C | 52.7 $\pm$ 6 % | 1.51 mho/m $\pm$ 6 % |
| Body TSL temperature change during test | < 0.5 °C            | ----           | ----                 |

## SAR result with Body TSL

|   |                    |                              |
|---|--------------------|------------------------------|
| SAR averaged over 1 cm <sup>3</sup> (1 g) of Body TSL | Condition          |                              |
| SAR measured  | 250 mW input power | 9.75 W/kg                    |
| SAR for nominal Body TSL parameters                   | normalized to 1W   | 39.1 W/kg $\pm$ 17.0 % (k=2) |

|   |                    |                              |
|---|--------------------|------------------------------|
| SAR averaged over 10 cm <sup>3</sup> (10 g) of Body TSL | condition          |                              |
| SAR measured  | 250 mW input power | 5.17 W/kg                    |
| SAR for nominal Body TSL parameters                     | normalized to 1W   | 20.7 W/kg $\pm$ 16.5 % (k=2) |

## Appendix (Additional assessments outside the scope of SCS 0108)

### Antenna Parameters with Head TSL

|                                      |                             |
|--------------------------------------|-----------------------------|
| Impedance, transformed to feed point | $52.1 \Omega + 5.3 j\Omega$ |
| Return Loss                          | - 25.1 dB                   |

### Antenna Parameters with Body TSL

|                                      |                             |
|--------------------------------------|-----------------------------|
| Impedance, transformed to feed point | $47.4 \Omega + 6.8 j\Omega$ |
| Return Loss                          | - 22.6 dB                   |

### General Antenna Parameters and Design

|                                  |          |
|----------------------------------|----------|
| Electrical Delay (one direction) | 1.192 ns |
|----------------------------------|----------|

After long term use with 100W radiated power, only a slight warming of the dipole near the feedpoint can be measured.

The dipole is made of standard semirigid coaxial cable. The center conductor of the feeding line is directly connected to the second arm of the dipole. The antenna is therefore short-circuited for DC-signals. On some of the dipoles, small end caps are added to the dipole arms in order to improve matching when loaded according to the position as explained in the "Measurement Conditions" paragraph. The SAR data are not affected by this change. The overall dipole length is still according to the Standard.

No excessive force must be applied to the dipole arms, because they might bend or the soldered connections near the feedpoint may be damaged.

### Additional EUT Data

|                 |               |
|-----------------|---------------|
| Manufactured by | SPEAG         |
| Manufactured on | June 28, 2006 |

## DASY5 Validation Report for Head TSL

Date: 08.07.2016

Test Laboratory: SPEAG, Zurich, Switzerland

**DUT: Dipole 1900 MHz; Type: D1900V2; Serial: D1900V2 - SN:5d080**

Communication System: UID 0 - CW; Frequency: 1900 MHz

Medium parameters used:  $f = 1900$  MHz;  $\sigma = 1.38$  S/m;  $\epsilon_r = 39.8$ ;  $\rho = 1000$  kg/m<sup>3</sup>

Phantom section: Flat Section

Measurement Standard: DASY5 (IEEE/IEC/ANSI C63.19-2011)

DASY52 Configuration:

- Probe: EX3DV4 - SN7349; ConvF(7.99, 7.99, 7.99); Calibrated: 15.06.2016;
- Sensor-Surface: 1.4mm (Mechanical Surface Detection)
- Electronics: DAE4 Sn601; Calibrated: 30.12.2015
- Phantom: Flat Phantom 5.0 (front); Type: QD000P50AA; Serial: 1001
- DASY52 52.8.8(1258); SEMCAD X 14.6.10(7372)

### **Dipole Calibration for Head Tissue/Pin=250 mW, d=10mm/Zoom Scan (7x7x7)/Cube 0:**


Measurement grid: dx=5mm, dy=5mm, dz=5mm

Reference Value = 106.6 V/m; Power Drift = -0.04 dB

Peak SAR (extrapolated) = 18.4 W/kg

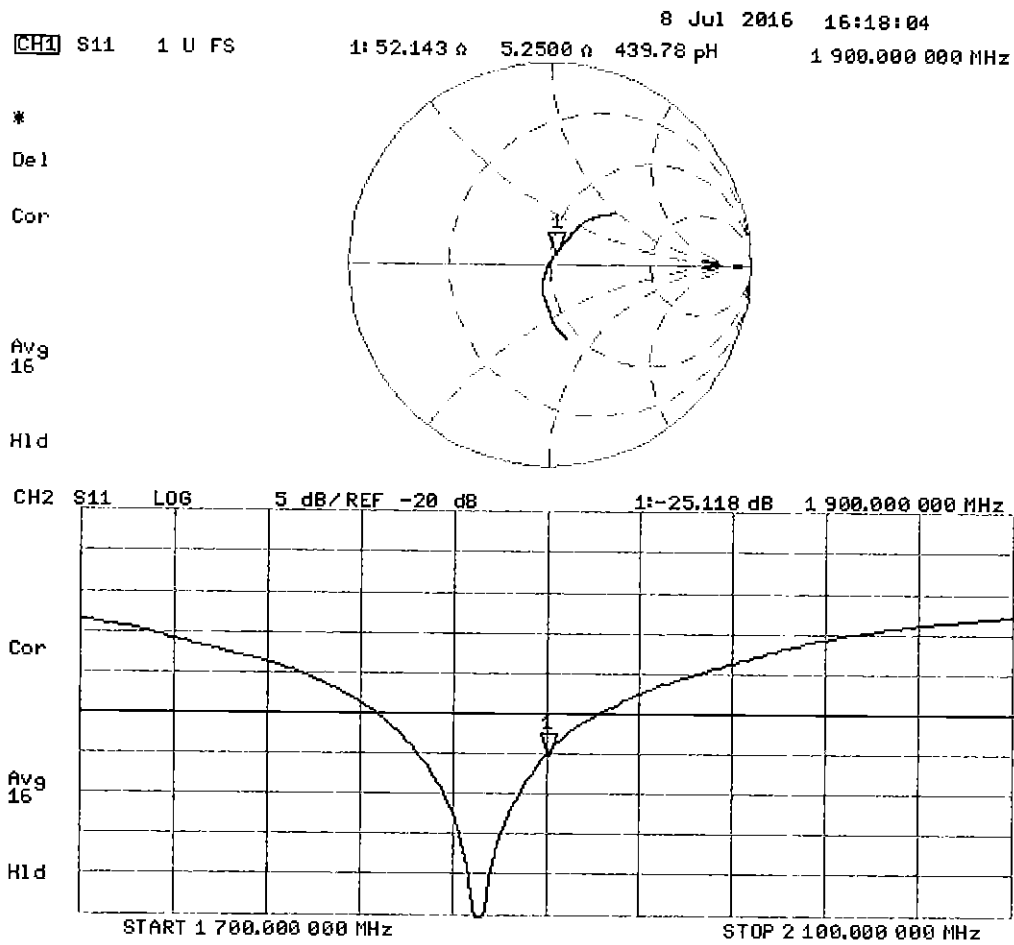
**SAR(1 g) = 9.76 W/kg; SAR(10 g) = 5.1 W/kg**

Maximum value of SAR (measured) = 15.0 W/kg



0 dB = 15.0 W/kg = 11.76 dBW/kg

Impedance Measurement Plot for Head TSL



## DASY5 Validation Report for Body TSL

Date: 08.07.2016

Test Laboratory: SPEAG, Zurich, Switzerland

**DUT: Dipole 1900 MHz; Type: D1900V2; Serial: D1900V2 - SN:5d080**

Communication System: UID 0 - CW; Frequency: 1900 MHz

Medium parameters used:  $f = 1900$  MHz;  $\sigma = 1.51$  S/m;  $\epsilon_r = 52.7$ ;  $\rho = 1000$  kg/m<sup>3</sup>

Phantom section: Flat Section

Measurement Standard: DASY5 (IEEE/IEC/ANSI C63.19-2011)

DASY52 Configuration:

- Probe: EX3DV4 - SN7349; ConvF(8.03, 8.03, 8.03); Calibrated: 15.06.2016;
- Sensor-Surface: 1.4mm (Mechanical Surface Detection)
- Electronics: DAE4 Sn601; Calibrated: 30.12.2015
- Phantom: Flat Phantom 5.0 (back); Type: QD000P50AA; Serial: 1002
- DASY52 52.8.8(1258); SEMCAD X 14.6.10(7372)

### **Dipole Calibration for Body Tissue/Pin=250 mW, d=10mm/Zoom Scan (7x7x7)/Cube 0:**

Measurement grid: dx=5mm, dy=5mm, dz=5mm

Reference Value = 103.1 V/m; Power Drift = -0.02 dB

Peak SAR (extrapolated) = 17.1 W/kg

**SAR(1 g) = 9.75 W/kg; SAR(10 g) = 5.17 W/kg**

Maximum value of SAR (measured) = 14.7 W/kg

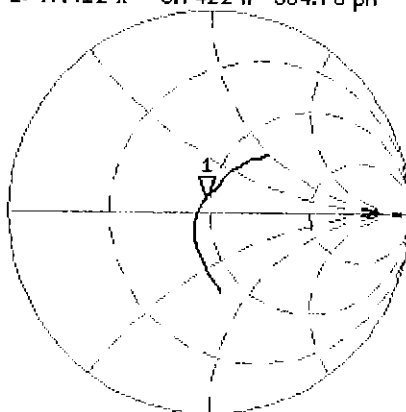


0 dB = 14.7 W/kg = 11.67 dBW/kg

# Impedance Measurement Plot for Body TSL

8 Jul 2016 16:16:56  
 CH1 S11 1 U FS 1: 47.412  $\Omega$  6.7422  $\Omega$  564.78  $\mu\text{H}$  1 900.000 000 MHz

\*  
 Del  
 Cor



Avg  
 16

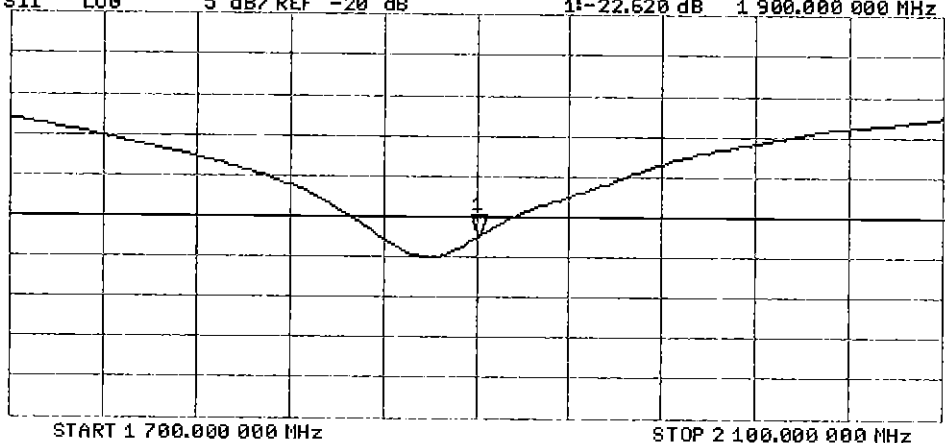
H1d

CH2 S11 LOG 5 dB/REF -20 dB 1:-22.620 dB 1 900.000 000 MHz

Cor

Avg  
 16

H1d





Accredited by the Swiss Accreditation Service (SAS)  
The Swiss Accreditation Service is one of the signatories to the EA  
Multilateral Agreement for the recognition of calibration certificates

Accreditation No.: **SCS 0108**

Client **PC Test**

Certificate No: **D2450V2-981\_Jul16**

## CALIBRATION CERTIFICATE

Object **D2450V2 - SN:981**

Calibration procedure(s) **QA CAL-05.v9**  
**Calibration procedure for dipole validation kits above 700 MHz**

Calibration date: **July 25, 2016**

This calibration certificate documents the traceability to national standards, which realize the physical units of measurements (SI).  
The measurements and the uncertainties with confidence probability are given on the following pages and are part of the certificate.

All calibrations have been conducted in the closed laboratory facility: environment temperature ( $22 \pm 3$ )°C and humidity < 70%.

Calibration Equipment used (M&TE critical for calibration)

| Primary Standards           | ID #               | Cal Date (Certificate No.)      | Scheduled Calibration |
|-----------------------------|--------------------|---------------------------------|-----------------------|
| Power meter NRP             | SN: 104778         | 06-Apr-16 (No. 217-02288/02289) | Apr-17                |
| Power sensor NRP-Z91        | SN: 103244         | 06-Apr-16 (No. 217-02288)       | Apr-17                |
| Power sensor NRP-Z91        | SN: 103245         | 06-Apr-16 (No. 217-02289)       | Apr-17                |
| Reference 20 dB Attenuator  | SN: 5058 (20k)     | 05-Apr-16 (No. 217-02292)       | Apr-17                |
| Type-N mismatch combination | SN: 5047.2 / 06327 | 05-Apr-16 (No. 217-02295)       | Apr-17                |
| Reference Probe EX3DV4      | SN: 7349           | 15-Jun-16 (No. EX3-7349_Jun16)  | Jun-17                |
| DAE4                        | SN: 601            | 30-Dec-15 (No. DAE4-601_Dec15)  | Dec-16                |

| Secondary Standards       | ID #           | Check Date (in house)             | Scheduled Check        |
|---------------------------|----------------|-----------------------------------|------------------------|
| Power meter EPM-442A      | SN: GB37480704 | 07-Oct-15 (No. 217-02222)         | In house check: Oct-16 |
| Power sensor HP 8481A     | SN: US37292783 | 07-Oct-15 (No. 217-02222)         | In house check: Oct-16 |
| Power sensor HP 8481A     | SN: MY41092317 | 07-Oct-15 (No. 217-02223)         | In house check: Oct-16 |
| RF generator R&S SMT-06   | SN: 100972     | 15-Jun-15 (in house check Jun-15) | In house check: Oct-16 |
| Network Analyzer HP 8753E | SN: US37390585 | 18-Oct-01 (in house check Oct-15) | In house check: Oct-16 |

Calibrated by: **Michael Weber**      Name: **Michael Weber**      Function: **Laboratory Technician**

Approved by: **Katja Pokovic**      Name: **Katja Pokovic**      Technical Manager

Signature

*M. Weber*  
*K. Pokovic*

Issued: July 27, 2016

This calibration certificate shall not be reproduced except in full without written approval of the laboratory.



Accredited by the Swiss Accreditation Service (SAS)  
The Swiss Accreditation Service is one of the signatories to the EA  
Multilateral Agreement for the recognition of calibration certificates

Accreditation No.: **SCS 0108**

**Glossary:**

|       |                                 |
|-------|---------------------------------|
| TSL   | tissue simulating liquid        |
| ConvF | sensitivity in TSL / NORM x,y,z |
| N/A   | not applicable or not measured  |

**Calibration is Performed According to the Following Standards:**

- a) IEEE Std 1528-2013, "IEEE Recommended Practice for Determining the Peak Spatial-Averaged Specific Absorption Rate (SAR) in the Human Head from Wireless Communications Devices: Measurement Techniques", June 2013
- b) IEC 62209-1, "Procedure to measure the Specific Absorption Rate (SAR) for hand-held devices used in close proximity to the ear (frequency range of 300 MHz to 3 GHz)", February 2005
- c) IEC 62209-2, "Procedure to determine the Specific Absorption Rate (SAR) for wireless communication devices used in close proximity to the human body (frequency range of 30 MHz to 6 GHz)", March 2010
- d) KDB 865664, "SAR Measurement Requirements for 100 MHz to 6 GHz"

**Additional Documentation:**

- e) DASY4/5 System Handbook

**Methods Applied and Interpretation of Parameters:**

- *Measurement Conditions:* Further details are available from the Validation Report at the end of the certificate. All figures stated in the certificate are valid at the frequency indicated.
- *Antenna Parameters with TSL:* The dipole is mounted with the spacer to position its feed point exactly below the center marking of the flat phantom section, with the arms oriented parallel to the body axis.
- *Feed Point Impedance and Return Loss:* These parameters are measured with the dipole positioned under the liquid filled phantom. The impedance stated is transformed from the measurement at the SMA connector to the feed point. The Return Loss ensures low reflected power. No uncertainty required.
- *Electrical Delay:* One-way delay between the SMA connector and the antenna feed point. No uncertainty required.
- *SAR measured:* SAR measured at the stated antenna input power.
- *SAR normalized:* SAR as measured, normalized to an input power of 1 W at the antenna connector.
- *SAR for nominal TSL parameters:* The measured TSL parameters are used to calculate the nominal SAR result.

The reported uncertainty of measurement is stated as the standard uncertainty of measurement multiplied by the coverage factor  $k=2$ , which for a normal distribution corresponds to a coverage probability of approximately 95%.



## Measurement Conditions

DASY system configuration, as far as not given on page 1.

|                              |                        |             |
|------------------------------|------------------------|-------------|
| DASY Version                 | DASY5                  | V52.8.8     |
| Extrapolation                | Advanced Extrapolation |             |
| Phantom                      | Modular Flat Phantom   |             |
| Distance Dipole Center - TSL | 10 mm                  | with Spacer |
| Zoom Scan Resolution         | dx, dy, dz = 5 mm      |             |
| Frequency                    | 2450 MHz $\pm$ 1 MHz   |             |

## Head TSL parameters

The following parameters and calculations were applied.

|   | Temperature         | Permittivity   | Conductivity         |
|---|---------------------|----------------|----------------------|
| Nominal Head TSL parameters             | 22.0 °C             | 39.2           | 1.80 mho/m           |
| Measured Head TSL parameters            | (22.0 $\pm$ 0.2) °C | 38.0 $\pm$ 6 % | 1.86 mho/m $\pm$ 6 % |
| Head TSL temperature change during test | < 0.5 °C            | ----           | ----                 |

## SAR result with Head TSL

|   |                    |                              |
|---|--------------------|------------------------------|
| SAR averaged over 1 cm <sup>3</sup> (1 g) of Head TSL | Condition          |                              |
| SAR measured  | 250 mW input power | 13.5 W/kg                    |
| SAR for nominal Head TSL parameters                   | normalized to 1W   | 52.8 W/kg $\pm$ 17.0 % (k=2) |

|   |                    |                              |
|---|--------------------|------------------------------|
| SAR averaged over 10 cm <sup>3</sup> (10 g) of Head TSL | condition          |                              |
| SAR measured  | 250 mW input power | 6.26 W/kg                    |
| SAR for nominal Head TSL parameters                     | normalized to 1W   | 24.7 W/kg $\pm$ 16.5 % (k=2) |

## Body TSL parameters

The following parameters and calculations were applied.

|   | Temperature         | Permittivity   | Conductivity         |
|---|---------------------|----------------|----------------------|
| Nominal Body TSL parameters             | 22.0 °C             | 52.7           | 1.95 mho/m           |
| Measured Body TSL parameters            | (22.0 $\pm$ 0.2) °C | 51.8 $\pm$ 6 % | 2.03 mho/m $\pm$ 6 % |
| Body TSL temperature change during test | < 0.5 °C            | ----           | ----                 |

## SAR result with Body TSL

|   |                    |                              |
|---|--------------------|------------------------------|
| SAR averaged over 1 cm <sup>3</sup> (1 g) of Body TSL | Condition          |                              |
| SAR measured  | 250 mW input power | 13.0 W/kg                    |
| SAR for nominal Body TSL parameters                   | normalized to 1W   | 50.8 W/kg $\pm$ 17.0 % (k=2) |

|   |                    |                              |
|---|--------------------|------------------------------|
| SAR averaged over 10 cm <sup>3</sup> (10 g) of Body TSL | condition          |                              |
| SAR measured  | 250 mW input power | 6.04 W/kg                    |
| SAR for nominal Body TSL parameters                     | normalized to 1W   | 23.8 W/kg $\pm$ 16.5 % (k=2) |

## Appendix (Additional assessments outside the scope of SCS 0108)

### Antenna Parameters with Head TSL

|                                      |                             |
|--------------------------------------|-----------------------------|
| Impedance, transformed to feed point | $53.2 \Omega + 3.4 j\Omega$ |
| Return Loss                          | - 26.9 dB                   |

### Antenna Parameters with Body TSL

|                                      |                             |
|--------------------------------------|-----------------------------|
| Impedance, transformed to feed point | $50.2 \Omega + 4.5 j\Omega$ |
| Return Loss                          | - 27.0 dB                   |

### General Antenna Parameters and Design

|                                  |          |
|----------------------------------|----------|
| Electrical Delay (one direction) | 1.162 ns |
|----------------------------------|----------|

After long term use with 100W radiated power, only a slight warming of the dipole near the feedpoint can be measured.

The dipole is made of standard semirigid coaxial cable. The center conductor of the feeding line is directly connected to the second arm of the dipole. The antenna is therefore short-circuited for DC-signals. On some of the dipoles, small end caps are added to the dipole arms in order to improve matching when loaded according to the position as explained in the "Measurement Conditions" paragraph. The SAR data are not affected by this change. The overall dipole length is still according to the Standard.

No excessive force must be applied to the dipole arms, because they might bend or the soldered connections near the feedpoint may be damaged.

### Additional EUT Data

|                 |                   |
|-----------------|-------------------|
| Manufactured by | SPEAG             |
| Manufactured on | December 30, 2014 |

## DASY5 Validation Report for Head TSL

Date: 13.07.2016

Test Laboratory: SPEAG, Zurich, Switzerland

**DUT: Dipole 2450 MHz D2450V2; Type: D2450V2; Serial: D2450V2 - SN:981**

Communication System: UID 0 - CW; Frequency: 2450 MHz

Medium parameters used:  $f = 2450$  MHz;  $\sigma = 1.86$  S/m;  $\epsilon_r = 38$ ;  $\rho = 1000$  kg/m<sup>3</sup>

Phantom section: Flat Section

Measurement Standard: DASY5 (IEEE/IEC/ANSI C63.19-2011)

DASY52 Configuration:

- Probe: EX3DV4 - SN7349; ConvF(7.72, 7.72, 7.72); Calibrated: 15.06.2016;
- Sensor-Surface: 1.4mm (Mechanical Surface Detection)
- Electronics: DAE4 Sn601; Calibrated: 30.12.2015
- Phantom: Flat Phantom 5.0 (front); Type: QD000P50AA; Serial: 1001
- DASY52 52.8.8(1258); SEMCAD X 14.6.10(7372)

**Dipole Calibration for Head Tissue/Pin=250 mW, d=10mm/Zoom Scan (7x7x7)/Cube 0:**


Measurement grid: dx=5mm, dy=5mm, dz=5mm

Reference Value = 115.8 V/m; Power Drift = 0.02 dB

Peak SAR (extrapolated) = 27.4 W/kg

**SAR(1 g) = 13.5 W/kg; SAR(10 g) = 6.26 W/kg**

Maximum value of SAR (measured) = 22.5 W/kg

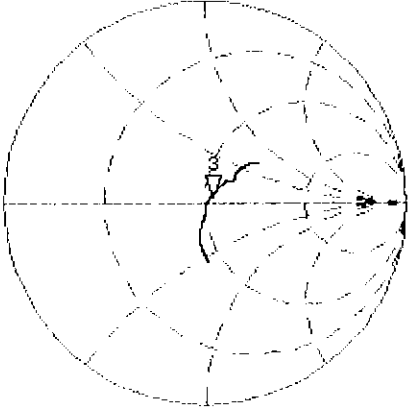


0 dB = 22.5 W/kg = 13.52 dBW/kg

Impedance Measurement Plot for Head TSL

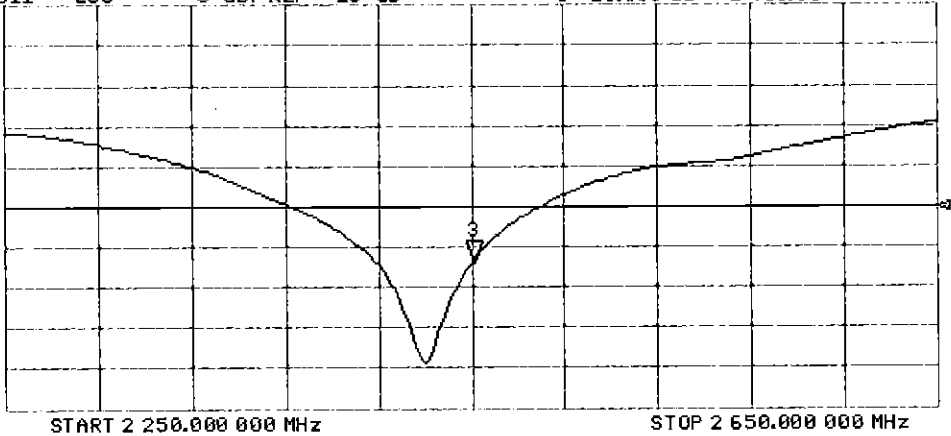
13 Jul 2016 12:53:29  
CH1 S11 1 U FS 3: 53.234  $\Omega$  3.3633  $\Omega$  218.48  $\mu\text{H}$  2 450.000 000 MHz

\*  
De l  
CA  
Avg  
16  
H1d



CH2 S11 LOG 5 dB/ REF -20 dB 3:-26.900 dB 2 450.000 000 MHz

CA  
Avg  
16  
H1d



## DASY5 Validation Report for Body TSL

Date: 25.07.2016

Test Laboratory: SPEAG, Zurich, Switzerland

**DUT: Dipole 2450 MHz D2450V2; Type: D2450V2; Serial: D2450V2 - SN:981**

Communication System: UID 0 - CW; Frequency: 2450 MHz

Medium parameters used:  $f = 2450$  MHz;  $\sigma = 2.03$  S/m;  $\epsilon_r = 51.8$ ;  $\rho = 1000$  kg/m<sup>3</sup>

Phantom section: Flat Section

Measurement Standard: DASY5 (IEEE/IEC/ANSI C63.19-2011)

DASY52 Configuration:

- Probe: EX3DV4 - SN7349; ConvF(7.79, 7.79, 7.79); Calibrated: 15.06.2016;
- Sensor-Surface: 1.4mm (Mechanical Surface Detection)
- Electronics: DAE4 Sn601; Calibrated: 30.12.2015
- Phantom: Flat Phantom 5.0 (back); Type: QD000P50AA; Serial: 1002
- DASY52 52.8.8(1258); SEMCAD X 14.6.10(7372)

### Dipole Calibration for Body Tissue/Pin=250 mW, d=10mm/Zoom Scan (7x7x7)/Cube 0:

Measurement grid: dx=5mm, dy=5mm, dz=5mm

Reference Value = 107.1 V/m; Power Drift = -0.02 dB

Peak SAR (extrapolated) = 26.0 W/kg

**SAR(1 g) = 13 W/kg; SAR(10 g) = 6.04 W/kg**

Maximum value of SAR (measured) = 21.4 W/kg

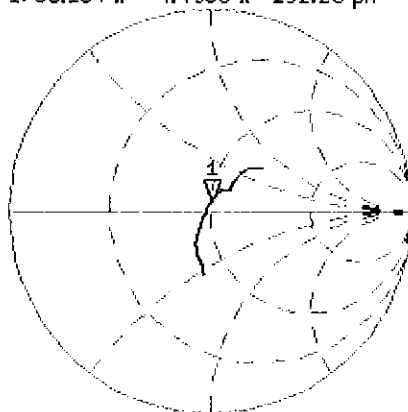


0 dB = 21.4 W/kg = 13.30 dBW/kg

# Impedance Measurement Plot for Body TSL

25 Jul 2016 10:03:11  
[CH1] S11 1 U FS 1: 50.184  $\Omega$  4.4980  $\Omega$  292.20 pH 2 450.000 000 MHz

\*  
De1  
CA



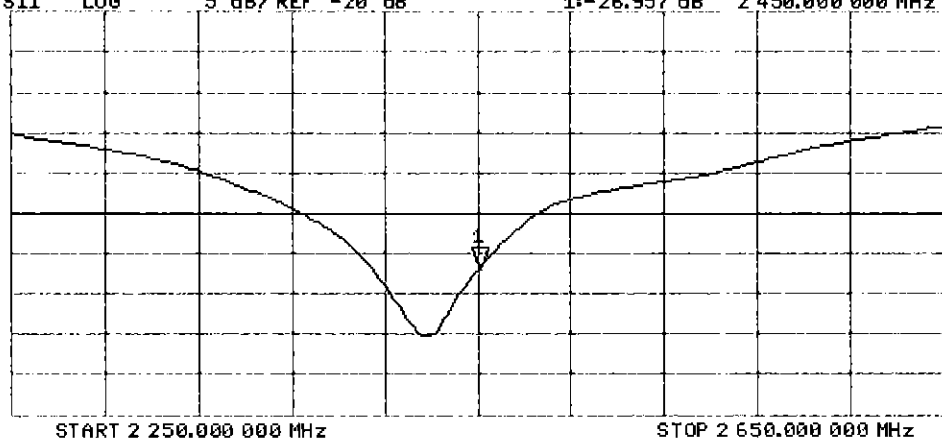
Avg  
16

H1 d

CH2 S11 LOG 5 dB/ REF -20 dB 1: -26.957 dB 2 450.000 000 MHz

CA

H1 d





Accredited by the Swiss Accreditation Service (SAS)  
 The Swiss Accreditation Service is one of the signatories to the EA  
 Multilateral Agreement for the recognition of calibration certificates

Accreditation No.: **SCS 0108**

Client **PC Test**

Certificate No: **D5GHzV2-1237\_Aug16**

## CALIBRATION CERTIFICATE

Object **D5GHzV2 - SN:1237**

Calibration procedure(s) **QA CAL-22.v2**  
**Calibration procedure for dipole validation kits between 3-6 GHz**

✓PN  
8/9/16

Calibration date: **August 02, 2016**

This calibration certificate documents the traceability to national standards, which realize the physical units of measurements (SI).  
 The measurements and the uncertainties with confidence probability are given on the following pages and are part of the certificate.

All calibrations have been conducted in the closed laboratory facility: environment temperature ( $22 \pm 3$ )°C and humidity < 70%.

Calibration Equipment used (M&TE critical for calibration)

| Primary Standards           | ID #               | Cal Date (Certificate No.)      | Scheduled Calibration |
|-----------------------------|--------------------|---------------------------------|-----------------------|
| Power meter NRP             | SN: 104778         | 06-Apr-16 (No. 217-02288/02289) | Apr-17                |
| Power sensor NRP-Z91        | SN: 103244         | 06-Apr-16 (No. 217-02288)       | Apr-17                |
| Power sensor NRP-Z91        | SN: 103245         | 06-Apr-16 (No. 217-02289)       | Apr-17                |
| Reference 20 dB Attenuator  | SN: 5058 (20k)     | 05-Apr-16 (No. 217-02292)       | Apr-17                |
| Type-N mismatch combination | SN: 5047.2 / 06327 | 05-Apr-16 (No. 217-02295)       | Apr-17                |
| Reference Probe EX3DV4      | SN: 3503           | 30-Jun-16 (No. EX3-3503_Jun16)  | Jun-17                |
| DAE4                        | SN: 601            | 30-Dec-15 (No. DAE4-601_Dec15)  | Dec-16                |

| Secondary Standards       | ID #           | Check Date (in house)             | Scheduled Check        |
|---------------------------|----------------|-----------------------------------|------------------------|
| Power meter EPM-442A      | SN: GB37480704 | 07-Oct-15 (No. 217-02222)         | In house check: Oct-16 |
| Power sensor HP 8481A     | SN: US37292783 | 07-Oct-15 (No. 217-02222)         | In house check: Oct-16 |
| Power sensor HP 8481A     | SN: MY41092317 | 07-Oct-15 (No. 217-02223)         | In house check: Oct-16 |
| RF generator R&S SMT-06   | SN: 100972     | 15-Jun-15 (in house check Jun-15) | In house check: Oct-16 |
| Network Analyzer HP 8753E | SN: US37390585 | 18-Oct-01 (in house check Oct-15) | In house check: Oct-16 |

Calibrated by: **Claudio Leubler**      Name: **Claudio Leubler**      Function: **Laboratory Technician**

Approved by: **Katja Pokovic**      Name: **Katja Pokovic**      Function: **Technical Manager**

Signature

Issued: August 4, 2016

This calibration certificate shall not be reproduced except in full without written approval of the laboratory.



Accredited by the Swiss Accreditation Service (SAS)  
The Swiss Accreditation Service is one of the signatories to the EA  
Multilateral Agreement for the recognition of calibration certificates

Accreditation No.: **SCS 0108**

**Glossary:**

|       |                                 |
|-------|---------------------------------|
| TSL   | tissue simulating liquid        |
| ConvF | sensitivity in TSL / NORM x,y,z |
| N/A   | not applicable or not measured  |

**Calibration is Performed According to the Following Standards:**

- IEEE Std 1528-2013, "IEEE Recommended Practice for Determining the Peak Spatial-Averaged Specific Absorption Rate (SAR) in the Human Head from Wireless Communications Devices: Measurement Techniques", June 2013
- IEC 62209-2, "Procedure to determine the Specific Absorption Rate (SAR) for wireless communication devices used in close proximity to the human body (frequency range of 30 MHz to 6 GHz)", March 2010
- KDB 865664, "SAR Measurement Requirements for 100 MHz to 6 GHz"

**Additional Documentation:**

- DASY4/5 System Handbook

**Methods Applied and Interpretation of Parameters:**

- Measurement Conditions:** Further details are available from the Validation Report at the end of the certificate. All figures stated in the certificate are valid at the frequency indicated.
- Antenna Parameters with TSL:** The dipole is mounted with the spacer to position its feed point exactly below the center marking of the flat phantom section, with the arms oriented parallel to the body axis.
- Feed Point Impedance and Return Loss:** These parameters are measured with the dipole positioned under the liquid filled phantom. The impedance stated is transformed from the measurement at the SMA connector to the feed point. The Return Loss ensures low reflected power. No uncertainty required.
- Electrical Delay:** One-way delay between the SMA connector and the antenna feed point. No uncertainty required.
- SAR measured:** SAR measured at the stated antenna input power.
- SAR normalized:** SAR as measured, normalized to an input power of 1 W at the antenna connector.
- SAR for nominal TSL parameters:** The measured TSL parameters are used to calculate the nominal SAR result.

The reported uncertainty of measurement is stated as the standard uncertainty of measurement multiplied by the coverage factor  $k=2$ , which for a normal distribution corresponds to a coverage probability of approximately 95%.



## Measurement Conditions

DASY system configuration, as far as not given on page 1.

|                              |  |                                  |
|------------------------------|--|----------------------------------|
| DASY Version                 | DASY5  | V52.8.8                          |
| Extrapolation                | Advanced Extrapolation   |                                  |
| Phantom                      | Modular Flat Phantom V5.0  |                                  |
| Distance Dipole Center - TSL | 10 mm  | with Spacer                      |
| Zoom Scan Resolution         | dx, dy = 4.0 mm, dz = 1.4 mm   | Graded Ratio = 1.4 (Z direction) |
| Frequency                    | 5250 MHz $\pm$ 1 MHz<br>5600 MHz $\pm$ 1 MHz<br>5750 MHz $\pm$ 1 MHz |                                  |

## Head TSL parameters at 5250 MHz

The following parameters and calculations were applied.

|   | Temperature         | Permittivity   | Conductivity         |
|---|---------------------|----------------|----------------------|
| Nominal Head TSL parameters             | 22.0 °C             | 35.9           | 4.71 mho/m           |
| Measured Head TSL parameters            | (22.0 $\pm$ 0.2) °C | 34.4 $\pm$ 6 % | 4.52 mho/m $\pm$ 6 % |
| Head TSL temperature change during test | < 0.5 °C            | ----           | ----                 |

## SAR result with Head TSL at 5250 MHz

| SAR averaged over 1 cm <sup>3</sup> (1 g) of Head TSL | Condition          |                              |
|---|--------------------|------------------------------|
| SAR measured  | 100 mW input power | 8.00 W/kg                    |
| SAR for nominal Head TSL parameters                   | normalized to 1W   | 79.2 W/kg $\pm$ 19.9 % (k=2) |

| SAR averaged over 10 cm <sup>3</sup> (10 g) of Head TSL | condition          |                              |
|---|--------------------|------------------------------|
| SAR measured  | 100 mW input power | 2.30 W/kg                    |
| SAR for nominal Head TSL parameters                     | normalized to 1W   | 22.7 W/kg $\pm$ 19.5 % (k=2) |

### Head TSL parameters at 5600 MHz

The following parameters and calculations were applied.

|   | Temperature     | Permittivity | Conductivity     |
|---|-----------------|--------------|------------------|
| Nominal Head TSL parameters             | 22.0 °C         | 35.5         | 5.07 mho/m       |
| Measured Head TSL parameters            | (22.0 ± 0.2) °C | 33.9 ± 6 %   | 4.86 mho/m ± 6 % |
| Head TSL temperature change during test | < 0.5 °C        | ----         | ----             |

### SAR result with Head TSL at 5600 MHz

|   |                    |                            |
|---|--------------------|----------------------------|
| SAR averaged over 1 cm <sup>3</sup> (1 g) of Head TSL | Condition          |                            |
| SAR measured  | 100 mW input power | 8.43 W/kg                  |
| SAR for nominal Head TSL parameters                   | normalized to 1W   | 83.3 W / kg ± 19.9 % (k=2) |

|   |                    |                          |
|---|--------------------|--------------------------|
| SAR averaged over 10 cm <sup>3</sup> (10 g) of Head TSL | condition          |                          |
| SAR measured  | 100 mW input power | 2.42 W/kg                |
| SAR for nominal Head TSL parameters                     | normalized to 1W   | 23.9 W/kg ± 19.5 % (k=2) |

### Head TSL parameters at 5750 MHz

The following parameters and calculations were applied.

|   | Temperature     | Permittivity | Conductivity     |
|---|-----------------|--------------|------------------|
| Nominal Head TSL parameters             | 22.0 °C         | 35.4         | 5.22 mho/m       |
| Measured Head TSL parameters            | (22.0 ± 0.2) °C | 33.7 ± 6 %   | 5.02 mho/m ± 6 % |
| Head TSL temperature change during test | < 0.5 °C        | ----         | ----             |

### SAR result with Head TSL at 5750 MHz

|   |                    |                          |
|---|--------------------|--------------------------|
| SAR averaged over 1 cm <sup>3</sup> (1 g) of Head TSL | Condition          |                          |
| SAR measured  | 100 mW input power | 8.25 W/kg                |
| SAR for nominal Head TSL parameters                   | normalized to 1W   | 81.5 W/kg ± 19.9 % (k=2) |

|   |                    |                          |
|---|--------------------|--------------------------|
| SAR averaged over 10 cm <sup>3</sup> (10 g) of Head TSL | condition          |                          |
| SAR measured  | 100 mW input power | 2.35 W/kg                |
| SAR for nominal Head TSL parameters                     | normalized to 1W   | 23.2 W/kg ± 19.5 % (k=2) |

### Body TSL parameters at 5250 MHz

The following parameters and calculations were applied.

|   | Temperature     | Permittivity | Conductivity     |
|---|-----------------|--------------|------------------|
| Nominal Body TSL parameters             | 22.0 °C         | 48.9         | 5.36 mho/m       |
| Measured Body TSL parameters            | (22.0 ± 0.2) °C | 47.1 ± 6 %   | 5.42 mho/m ± 6 % |
| Body TSL temperature change during test | < 0.5 °C        | ----         | ----             |

### SAR result with Body TSL at 5250 MHz

|   |                    |                          |
|---|--------------------|--------------------------|
| SAR averaged over 1 cm <sup>3</sup> (1 g) of Body TSL | Condition          |                          |
| SAR measured  | 100 mW input power | 7.54 W/kg                |
| SAR for nominal Body TSL parameters                   | normalized to 1W   | 74.8 W/kg ± 19.9 % (k=2) |

|   |                    |                          |
|---|--------------------|--------------------------|
| SAR averaged over 10 cm <sup>3</sup> (10 g) of Body TSL | condition          |                          |
| SAR measured  | 100 mW input power | 2.12 W/kg                |
| SAR for nominal Body TSL parameters                     | normalized to 1W   | 21.0 W/kg ± 19.5 % (k=2) |

### Body TSL parameters at 5600 MHz

The following parameters and calculations were applied.

|   | Temperature     | Permittivity | Conductivity     |
|---|-----------------|--------------|------------------|
| Nominal Body TSL parameters             | 22.0 °C         | 48.5         | 5.77 mho/m       |
| Measured Body TSL parameters            | (22.0 ± 0.2) °C | 46.5 ± 6 %   | 5.88 mho/m ± 6 % |
| Body TSL temperature change during test | < 0.5 °C        | ----         | ----             |

### SAR result with Body TSL at 5600 MHz

|   |                    |                          |
|---|--------------------|--------------------------|
| SAR averaged over 1 cm <sup>3</sup> (1 g) of Body TSL | Condition          |                          |
| SAR measured  | 100 mW input power | 7.76 W/kg                |
| SAR for nominal Body TSL parameters                   | normalized to 1W   | 77.0 W/kg ± 19.9 % (k=2) |

|   |                    |                          |
|---|--------------------|--------------------------|
| SAR averaged over 10 cm <sup>3</sup> (10 g) of Body TSL | condition          |                          |
| SAR measured  | 100 mW input power | 2.17 W/kg                |
| SAR for nominal Body TSL parameters                     | normalized to 1W   | 21.5 W/kg ± 19.5 % (k=2) |

### Body TSL parameters at 5750 MHz

The following parameters and calculations were applied.

|   | Temperature     | Permittivity | Conductivity     |
|---|-----------------|--------------|------------------|
| Nominal Body TSL parameters             | 22.0 °C         | 48.3         | 5.94 mho/m       |
| Measured Body TSL parameters            | (22.0 ± 0.2) °C | 46.2 ± 6 %   | 6.11 mho/m ± 6 % |
| Body TSL temperature change during test | < 0.5 °C        | ----         | ----             |

### SAR result with Body TSL at 5750 MHz

|   |                    |                                 |
|---|--------------------|---------------------------------|
| <b>SAR averaged over 1 cm<sup>3</sup> (1 g) of Body TSL</b> | Condition          |                                 |
| SAR measured  | 100 mW input power | 7.60 W/kg                       |
| SAR for nominal Body TSL parameters                         | normalized to 1W   | <b>75.4 W/kg ± 19.9 % (k=2)</b> |

|   |                    |                                 |
|---|--------------------|---------------------------------|
| <b>SAR averaged over 10 cm<sup>3</sup> (10 g) of Body TSL</b> | condition          |                                 |
| SAR measured  | 100 mW input power | 2.11 W/kg                       |
| SAR for nominal Body TSL parameters                           | normalized to 1W   | <b>20.9 W/kg ± 19.5 % (k=2)</b> |

## Appendix (Additional assessments outside the scope of SCS 0108)

### Antenna Parameters with Head TSL at 5250 MHz

|                                      |                                |
|--------------------------------------|--------------------------------|
| Impedance, transformed to feed point | 48.6 $\Omega$ - 2.5 j $\Omega$ |
| Return Loss                          | - 30.7 dB                      |

### Antenna Parameters with Head TSL at 5600 MHz

|                                      |                                |
|--------------------------------------|--------------------------------|
| Impedance, transformed to feed point | 50.9 $\Omega$ + 1.5 j $\Omega$ |
| Return Loss                          | - 35.3 dB                      |

### Antenna Parameters with Head TSL at 5750 MHz

|                                      |                                |
|--------------------------------------|--------------------------------|
| Impedance, transformed to feed point | 53.8 $\Omega$ + 5.8 j $\Omega$ |
| Return Loss                          | - 23.5 dB                      |

### Antenna Parameters with Body TSL at 5250 MHz

|                                      |                                |
|--------------------------------------|--------------------------------|
| Impedance, transformed to feed point | 47.0 $\Omega$ - 3.9 j $\Omega$ |
| Return Loss                          | - 25.9 dB                      |

### Antenna Parameters with Body TSL at 5600 MHz

|                                      |                                |
|--------------------------------------|--------------------------------|
| Impedance, transformed to feed point | 51.5 $\Omega$ + 3.9 j $\Omega$ |
| Return Loss                          | - 27.7 dB                      |

### Antenna Parameters with Body TSL at 5750 MHz

|                                      |                                |
|--------------------------------------|--------------------------------|
| Impedance, transformed to feed point | 53.8 $\Omega$ + 0.3 j $\Omega$ |
| Return Loss                          | - 28.6 dB                      |

### General Antenna Parameters and Design

|                                  |          |
|----------------------------------|----------|
| Electrical Delay (one direction) | 1.193 ns |
|----------------------------------|----------|

After long term use with 100W radiated power, only a slight warming of the dipole near the feedpoint can be measured.

The dipole is made of standard semirigid coaxial cable. The center conductor of the feeding line is directly connected to the second arm of the dipole. The antenna is therefore short-circuited for DC-signals. On some of the dipoles, small end caps are added to the dipole arms in order to improve matching when loaded according to the position as explained in the "Measurement Conditions" paragraph. The SAR data are not affected by this change. The overall dipole length is still according to the Standard.

No excessive force must be applied to the dipole arms, because they might bend or the soldered connections near the feedpoint may be damaged.

### Additional EUT Data

|                 |              |
|-----------------|--------------|
| Manufactured by | SPEAG        |
| Manufactured on | May 04, 2015 |

## DASY5 Validation Report for Head TSL

Date: 02.08.2016

Test Laboratory: SPEAG, Zurich, Switzerland

**DUT: Dipole D5GHzV2; Type: D5GHzV2; Serial: D5GHzV2 - SN:1237**

Communication System: UID 0 - CW; Frequency: 5250 MHz, Frequency: 5600 MHz, Frequency: 5750 MHz

Medium parameters used:  $f = 5250$  MHz;  $\sigma = 4.52$  S/m;  $\epsilon_r = 34.4$ ;  $\rho = 1000$  kg/m<sup>3</sup>

Medium parameters used:  $f = 5600$  MHz;  $\sigma = 4.86$  S/m;  $\epsilon_r = 33.9$ ;  $\rho = 1000$  kg/m<sup>3</sup>

Medium parameters used:  $f = 5750$  MHz;  $\sigma = 5.02$  S/m;  $\epsilon_r = 33.7$ ;  $\rho = 1000$  kg/m<sup>3</sup>

Phantom section: Flat Section

Measurement Standard: DASY5 (IEEE/IEC/ANSI C63.19-2011)

DASY52 Configuration:

- Probe: EX3DV4 - SN3503; ConvF(5.42, 5.42, 5.42); Calibrated: 30.06.2016; ConvF(4.89, 4.89, 4.89); Calibrated: 30.06.2016, ConvF(4.85, 4.85, 4.85); Calibrated: 30.06.2016,
- Sensor-Surface: 1.4mm (Mechanical Surface Detection)
- Electronics: DAE4 Sn601; Calibrated: 30.12.2015
- Phantom: Flat Phantom 5.0 (front); Type: QD000P50AA; Serial: 1001
- DASY52 52.8.8(1258); SEMCAD X 14.6.10(7372)

**Dipole Calibration for Head Tissue/Pin=100mW, dist=10mm, f=5250 MHz/Zoom Scan, dist=1.4mm (8x8x7)/Cube 0:** Measurement grid: dx=4mm, dy=4mm, dz=1.4mm

Reference Value = 74.10 V/m; Power Drift = -0.03 dB

Peak SAR (extrapolated) = 29.5 W/kg

**SAR(1 g) = 8 W/kg; SAR(10 g) = 2.3 W/kg**

Maximum value of SAR (measured) = 18.3 W/kg

**Dipole Calibration for Head Tissue/Pin=100mW, dist=10mm, f=5600 MHz/Zoom Scan, dist=1.4mm (8x8x7)/Cube 0:** Measurement grid: dx=4mm, dy=4mm, dz=1.4mm

Reference Value = 73.55 V/m; Power Drift = -0.01 dB

Peak SAR (extrapolated) = 32.9 W/kg

**SAR(1 g) = 8.43 W/kg; SAR(10 g) = 2.42 W/kg**

Maximum value of SAR (measured) = 19.7 W/kg


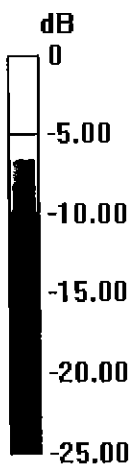
**Dipole Calibration for Head Tissue/Pin=100mW, dist=10mm, f=5750 MHz/Zoom Scan, dist=1.4mm (8x8x7)/Cube 0:** Measurement grid: dx=4mm, dy=4mm, dz=1.4mm

Reference Value = 72.23 V/m; Power Drift = -0.01 dB

Peak SAR (extrapolated) = 33.6 W/kg

**SAR(1 g) = 8.25 W/kg; SAR(10 g) = 2.35 W/kg**

Maximum value of SAR (measured) = 18.3 W/kg

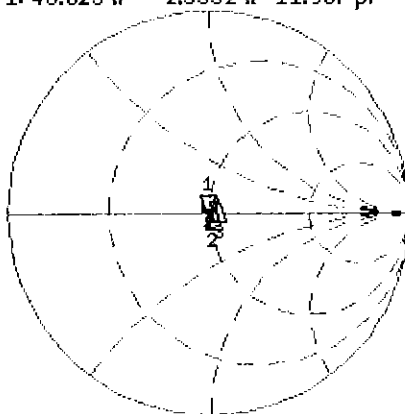


0 dB = 18.3 W/kg = 12.62 dBW/kg

# Impedance Measurement Plot for Head TSL

2 Aug 2016 08:52:20  
 [CH1] S11 1 U FS 1: 48.623  $\Omega$  -2.5332  $\Omega$  11.967 pF 5 250.000 000 MHz

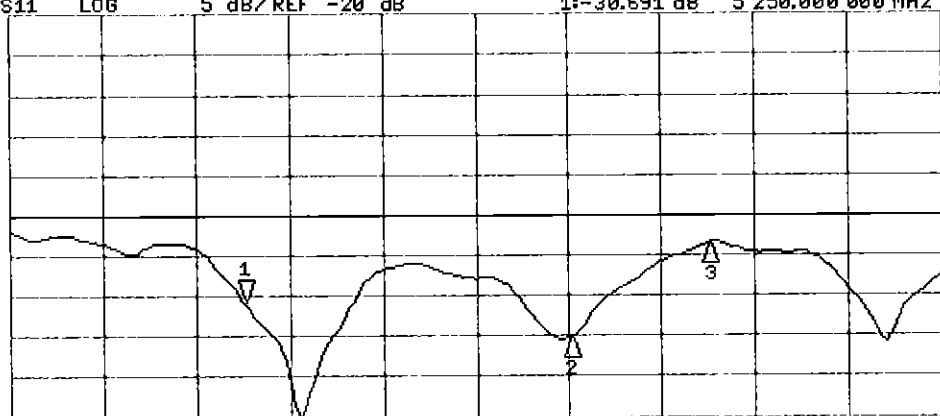
\*  
 Del  
 Cor  
 Avg  
 16  
 H1d



CH1 Markers  
 2: 50.867  $\Omega$   
 1.4961  $\Omega$   
 5.60000 GHz  
 3: 53.785  $\Omega$   
 5.8164  $\Omega$   
 5.75000 GHz

CH2 S11 LOG 5 dB/REF -20 dB 1: -30.691 dB 5 250.000 000 MHz

Cor  
 Avg  
 16  
 H1d



CH2 Markers  
 2: -35.297 dB  
 5.60000 GHz  
 3: -23.501 dB  
 5.75000 GHz



## DASY5 Validation Report for Body TSL

Date: 02.08.2016

Test Laboratory: SPEAG, Zurich, Switzerland

### DUT: Dipole D5GHzV2; Type: D5GHzV2; Serial: D5GHzV2 - SN:1237

Communication System: UID 0 - CW; Frequency: 5250 MHz, Frequency: 5600 MHz, Frequency: 5750 MHz

Medium parameters used:  $f = 5250$  MHz;  $\sigma = 5.42$  S/m;  $\epsilon_r = 47.1$ ;  $\rho = 1000$  kg/m<sup>3</sup>

Medium parameters used:  $f = 5600$  MHz;  $\sigma = 5.88$  S/m;  $\epsilon_r = 46.5$ ;  $\rho = 1000$  kg/m<sup>3</sup>

Medium parameters used:  $f = 5750$  MHz;  $\sigma = 6.11$  S/m;  $\epsilon_r = 46.2$ ;  $\rho = 1000$  kg/m<sup>3</sup>

Phantom section: Flat Section

Measurement Standard: DASY5 (IEEE/IEC/ANSI C63.19-2011)

#### DASY52 Configuration:

- Probe: EX3DV4 - SN3503; ConvF(4.85, 4.85, 4.85); Calibrated: 30.06.2016, ConvF(4.35, 4.35, 4.35); Calibrated: 30.06.2016, ConvF(4.3, 4.3, 4.3); Calibrated: 30.06.2016;
- Sensor-Surface: 1.4mm (Mechanical Surface Detection)
- Electronics: DAB4 Sn601; Calibrated: 30.12.2015
- Phantom: Flat Phantom 5.0 (back); Type: QD000P50AA; Serial: 1002
- DASY52 52.8.8(1222); SEMCAD X 14.6.10(7372)

#### Dipole Calibration for Body Tissue/Pin=100mW, dist=10mm, f=5250 MHz/Zoom Scan, dist=1.4mm (8x8x7)/Cube 0: Measurement grid: dx=4mm, dy=4mm, dz=1.4mm

Reference Value = 67.19 V/m; Power Drift = -0.04 dB

Peak SAR (extrapolated) = 28.4 W/kg

**SAR(1 g) = 7.54 W/kg; SAR(10 g) = 2.12 W/kg**

Maximum value of SAR (measured) = 17.3 W/kg

#### Dipole Calibration for Body Tissue/Pin=100mW, dist=10mm, f=5600 MHz/Zoom Scan, dist=1.4mm (8x8x7)/Cube 0: Measurement grid: dx=4mm, dy=4mm, dz=1.4mm

Reference Value = 66.80 V/m; Power Drift = -0.06 dB

Peak SAR (extrapolated) = 31.9 W/kg

**SAR(1 g) = 7.76 W/kg; SAR(10 g) = 2.17 W/kg**

Maximum value of SAR (measured) = 18.3 W/kg

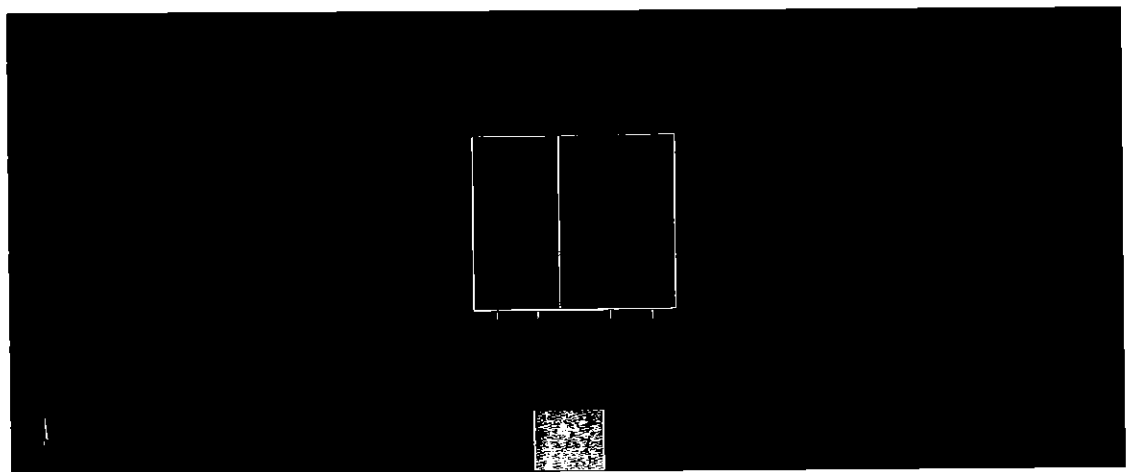
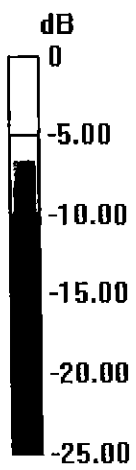
#### Dipole Calibration for Body Tissue/Pin=100mW, dist=10mm, f=5750 MHz/Zoom Scan, dist=1.4mm (8x8x7)/Cube 0: Measurement grid: dx=4mm, dy=4mm, dz=1.4mm

Reference Value = 65.31 V/m; Power Drift = -0.09 dB

Peak SAR (extrapolated) = 32.6 W/kg

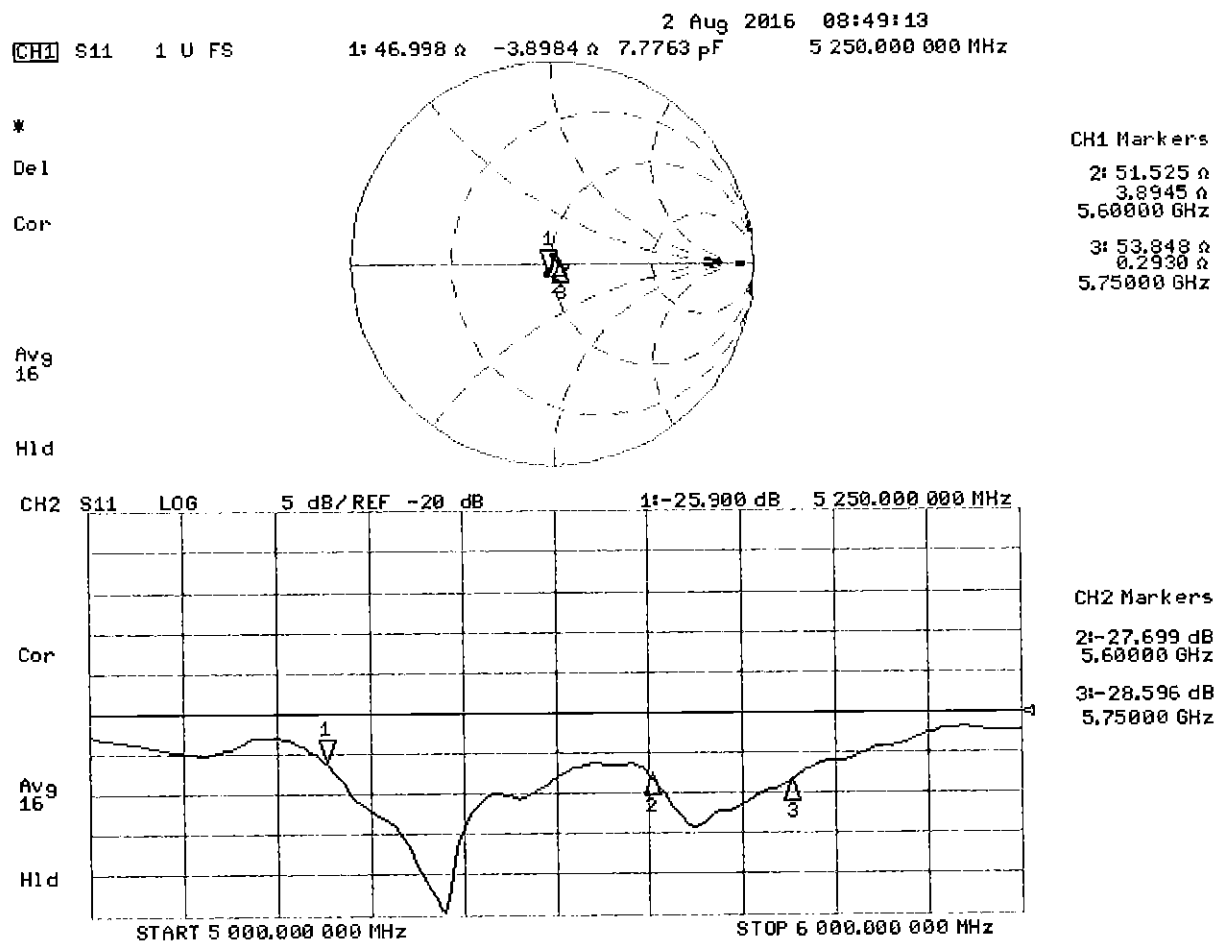
**SAR(1 g) = 7.6 W/kg; SAR(10 g) = 2.11 W/kg**

Maximum value of SAR (measured) = 18.4 W/kg



0 dB = 17.3 W/kg = 12.38 dBW/kg

# Impedance Measurement Plot for Body TSL





Accredited by the Swiss Accreditation Service (SAS)

Accreditation No.: **SCS 0108**

The Swiss Accreditation Service is one of the signatories to the EA  
 Multilateral Agreement for the recognition of calibration certificates

Client **PC Test**

Certificate No: **ES3-3287\_Sep16**

## CALIBRATION CERTIFICATE

Object **ES3DV3 - SN:3287**

Calibration procedure(s) **QA CAL-01.v9, QA CAL-23.v5, QA CAL-25.v6**  
**Calibration procedure for dosimetric E-field probes**

Calibration date: **September 19, 2016**

This calibration certificate documents the traceability to national standards, which realize the physical units of measurements (SI).  
 The measurements and the uncertainties with confidence probability are given on the following pages and are part of the certificate.

All calibrations have been conducted in the closed laboratory facility: environment temperature  $(22 \pm 3)^\circ\text{C}$  and humidity  $< 70\%$ .

Calibration Equipment used (M&TE critical for calibration)

| Primary Standards          | ID               | Cal Date (Certificate No.)        | Scheduled Calibration  |
|----------------------------|------------------|-----------------------------------|------------------------|
| Power meter NRP            | SN: 104778       | 06-Apr-16 (No. 217-02288/02289)   | Apr-17                 |
| Power sensor NRP-Z91       | SN: 103244       | 06-Apr-16 (No. 217-02288)         | Apr-17                 |
| Power sensor NRP-Z91       | SN: 103245       | 06-Apr-16 (No. 217-02289)         | Apr-17                 |
| Reference 20 dB Attenuator | SN: S5277 (20x)  | 05-Apr-16 (No. 217-02293)         | Apr-17                 |
| Reference Probe ES3DV2     | SN: 3013         | 31-Dec-15 (No. ES3-3013_Dec15)    | Dec-16                 |
| DAE4                       | SN: 660          | 23-Dec-15 (No. DAE4-660_Dec15)    | Dec-16                 |
| Secondary Standards        | ID               | Check Date (in house)             | Scheduled Check        |
| Power meter E4419B         | SN: GB41293874   | 06-Apr-16 (in house check Jun-16) | In house check: Jun-18 |
| Power sensor E4412A        | SN: MY41498087   | 06-Apr-16 (in house check Jun-16) | In house check: Jun-18 |
| Power sensor E4412A        | SN: 000110210    | 06-Apr-16 (in house check Jun-16) | In house check: Jun-18 |
| RF generator HP 8648C      | SN: US3642U01700 | 04-Aug-99 (in house check Jun-16) | In house check: Jun-18 |
| Network Analyzer HP 8753E  | SN: US37390585   | 18-Oct-01 (in house check Oct-15) | In house check: Oct-16 |

| Calibrated by:  | Name                 | Function                     | Signature |
|---|----------------------|------------------------------|-----------|
|   | <b>Leif Klysner</b>  | <b>Laboratory Technician</b> |           |
| Approved by:  | Name                 | Function                     | Signature |
|   | <b>Katja Pokovic</b> | <b>Technical Manager</b>     |           |
| Issued: September 20, 2016  |                      |                              |           |
| This calibration certificate shall not be reproduced except in full without written approval of the laboratory. |                      |                              |           |



Accredited by the Swiss Accreditation Service (SAS)

Accreditation No.: **SCS 0108**

The Swiss Accreditation Service is one of the signatories to the EA  
Multilateral Agreement for the recognition of calibration certificates

## Glossary:

|                          |   |
|--------------------------|---|
| TSL                      | tissue simulating liquid  |
| NORM <sub>x,y,z</sub>    | sensitivity in free space   |
| ConvF                    | sensitivity in TSL / NORM <sub>x,y,z</sub>  |
| DCP                      | diode compression point   |
| CF                       | crest factor (1/duty_cycle) of the RF signal  |
| A, B, C, D               | modulation dependent linearization parameters   |
| Polarization $\varphi$   | $\varphi$ rotation around probe axis  |
| Polarization $\vartheta$ | $\vartheta$ rotation around an axis that is in the plane normal to probe axis (at measurement center),<br>i.e., $\vartheta = 0$ is normal to probe axis |
| Connector Angle          | information used in DASY system to align probe sensor X to the robot coordinate system  |

## Calibration is Performed According to the Following Standards:

- IEEE Std 1528-2013, "IEEE Recommended Practice for Determining the Peak Spatial-Averaged Specific Absorption Rate (SAR) in the Human Head from Wireless Communications Devices: Measurement Techniques", June 2013
- IEC 62209-1, "Procedure to measure the Specific Absorption Rate (SAR) for hand-held devices used in close proximity to the ear (frequency range of 300 MHz to 3 GHz)", February 2005
- IEC 62209-2, "Procedure to determine the Specific Absorption Rate (SAR) for wireless communication devices used in close proximity to the human body (frequency range of 30 MHz to 6 GHz)", March 2010
- KDB 865664, "SAR Measurement Requirements for 100 MHz to 6 GHz"

## Methods Applied and Interpretation of Parameters:

- NORM<sub>x,y,z</sub>**: Assessed for E-field polarization  $\vartheta = 0$  ( $f \leq 900$  MHz in TEM-cell;  $f > 1800$  MHz: R22 waveguide). NORM<sub>x,y,z</sub> are only intermediate values, i.e., the uncertainties of NORM<sub>x,y,z</sub> does not affect the  $E^2$ -field uncertainty inside TSL (see below ConvF).
- NORM(f)<sub>x,y,z</sub>** = NORM<sub>x,y,z</sub> \* frequency\_response (see Frequency Response Chart). This linearization is implemented in DASY4 software versions later than 4.2. The uncertainty of the frequency response is included in the stated uncertainty of ConvF.
- DCP<sub>x,y,z</sub>**: DCP are numerical linearization parameters assessed based on the data of power sweep with CW signal (no uncertainty required). DCP does not depend on frequency nor media.
- PAR**: PAR is the Peak to Average Ratio that is not calibrated but determined based on the signal characteristics
- A<sub>x,y,z</sub>; B<sub>x,y,z</sub>; C<sub>x,y,z</sub>; D<sub>x,y,z</sub>; VR<sub>x,y,z</sub>**: A, B, C, D are numerical linearization parameters assessed based on the data of power sweep for specific modulation signal. The parameters do not depend on frequency nor media. VR is the maximum calibration range expressed in RMS voltage across the diode.
- ConvF and Boundary Effect Parameters**: Assessed in flat phantom using E-field (or Temperature Transfer Standard for  $f \leq 800$  MHz) and inside waveguide using analytical field distributions based on power measurements for  $f > 800$  MHz. The same setups are used for assessment of the parameters applied for boundary compensation (alpha, depth) of which typical uncertainty values are given. These parameters are used in DASY4 software to improve probe accuracy close to the boundary. The sensitivity in TSL corresponds to NORM<sub>x,y,z</sub> \* ConvF whereby the uncertainty corresponds to that given for ConvF. A frequency dependent ConvF is used in DASY version 4.4 and higher which allows extending the validity from  $\pm 50$  MHz to  $\pm 100$  MHz.
- Spherical isotropy (3D deviation from isotropy)**: in a field of low gradients realized using a flat phantom exposed by a patch antenna.
- Sensor Offset**: The sensor offset corresponds to the offset of virtual measurement center from the probe tip (on probe axis). No tolerance required.
- Connector Angle**: The angle is assessed using the information gained by determining the NORM<sub>x</sub> (no uncertainty required).

# Probe ES3DV3

## SN:3287

Manufactured: June 7, 2010  
Calibrated: September 19, 2016

Calibrated for DASY/EASY Systems  
(Note: non-compatible with DASY2 system!)

## DASY/EASY - Parameters of Probe: ES3DV3 - SN:3287

### Basic Calibration Parameters

|   | Sensor X | Sensor Y | Sensor Z | Unc (k=2)     |
|---|----------|----------|----------|---------------|
| Norm ( $\mu\text{V}/(\text{V}/\text{m})^2$ ) <sup>A</sup> | 0.87     | 0.98     | 1.00     | $\pm 10.1 \%$ |
| DCP (mV) <sup>B</sup>                                     | 101.9    | 101.4    | 106.1    |               |

### Modulation Calibration Parameters

| UID | Communication System Name |   | A<br>dB | B<br>dB $\sqrt{\mu\text{V}}$ | C   | D<br>dB | VR<br>mV | Unc <sup>E</sup><br>(k=2) |
|-----|---------------------------|---|---------|------------------------------|-----|---------|----------|---------------------------|
| 0   | CW                        | X | 0.0     | 0.0                          | 1.0 | 0.00    | 198.4    | $\pm 3.5 \%$              |
|     |                           | Y | 0.0     | 0.0                          | 1.0 |         | 189.6    |                           |
|     |                           | Z | 0.0     | 0.0                          | 1.0 |         | 184.8    |                           |

Note: For details on UID parameters see Appendix.

### Sensor Model Parameters

|   | C1<br>fF | C2<br>fF | $\alpha$<br>$\text{V}^{-1}$ | T1<br>$\text{ms}\cdot\text{V}^{-2}$ | T2<br>$\text{ms}\cdot\text{V}^{-1}$ | T3<br>ms | T4<br>$\text{V}^{-2}$ | T5<br>$\text{V}^{-1}$ | T6    |
|---|----------|----------|-----------------------------|-------------------------------------|-------------------------------------|----------|-----------------------|-----------------------|-------|
| X | 65.67    | 459.4    | 34.07                       | 29.08                               | 2.68                                | 5.077    | 2                     | 0.308                 | 1.009 |
| Y | 71.46    | 511.8    | 35.31                       | 29.86                               | 3.707                               | 5.1      | 0.748                 | 0.607                 | 1.009 |
| Z | 50.48    | 357.3    | 34.55                       | 27.84                               | 2.262                               | 5.1      | 1.583                 | 0.279                 | 1.01  |

The reported uncertainty of measurement is stated as the standard uncertainty of measurement multiplied by the coverage factor  $k=2$ , which for a normal distribution corresponds to a coverage probability of approximately 95%.

<sup>A</sup> The uncertainties of Norm X,Y,Z do not affect the  $E^2$ -field uncertainty inside TSL (see Pages 5 and 6).

<sup>B</sup> Numerical linearization parameter: uncertainty not required.

<sup>E</sup> Uncertainty is determined using the max. deviation from linear response applying rectangular distribution and is expressed for the square of the field value.

## DASY/EASY - Parameters of Probe: ES3DV3 - SN:3287

### Calibration Parameter Determined in Head Tissue Simulating Media

| f (MHz) <sup>C</sup> | Relative Permittivity <sup>F</sup> | Conductivity (S/m) <sup>F</sup> | ConvF X | ConvF Y | ConvF Z | Alpha <sup>G</sup> | Depth <sup>G</sup> (mm) | Unc (k=2) |
|----------------------|------------------------------------|---------------------------------|---------|---------|---------|--------------------|-------------------------|-----------|
| 750                  | 41.9                               | 0.89                            | 6.96    | 6.96    | 6.96    | 0.44               | 1.36                    | ± 12.0 %  |
| 835                  | 41.5                               | 0.90                            | 6.67    | 6.67    | 6.67    | 0.29               | 1.69                    | ± 12.0 %  |
| 1750                 | 40.1                               | 1.37                            | 5.49    | 5.49    | 5.49    | 0.43               | 1.42                    | ± 12.0 %  |
| 1900                 | 40.0                               | 1.40                            | 5.27    | 5.27    | 5.27    | 0.41               | 1.45                    | ± 12.0 %  |
| 2300                 | 39.5                               | 1.67                            | 4.86    | 4.86    | 4.86    | 0.61               | 1.28                    | ± 12.0 %  |
| 2450                 | 39.2                               | 1.80                            | 4.54    | 4.54    | 4.54    | 0.47               | 1.51                    | ± 12.0 %  |
| 2600                 | 39.0                               | 1.96                            | 4.41    | 4.41    | 4.41    | 0.77               | 1.18                    | ± 12.0 %  |

<sup>C</sup> Frequency validity above 300 MHz of ± 100 MHz only applies for DASY v4.4 and higher (see Page 2), else it is restricted to ± 50 MHz. The uncertainty is the RSS of the ConvF uncertainty at calibration frequency and the uncertainty for the indicated frequency band. Frequency validity below 300 MHz is ± 10, 25, 40, 50 and 70 MHz for ConvF assessments at 30, 64, 128, 150 and 220 MHz respectively. Above 5 GHz frequency validity can be extended to ± 110 MHz.

<sup>F</sup> At frequencies below 3 GHz, the validity of tissue parameters ( $\epsilon$  and  $\sigma$ ) can be relaxed to ± 10% if liquid compensation formula is applied to measured SAR values. At frequencies above 3 GHz, the validity of tissue parameters ( $\epsilon$  and  $\sigma$ ) is restricted to ± 5%. The uncertainty is the RSS of the ConvF uncertainty for indicated target tissue parameters.

<sup>G</sup> Alpha/Depth are determined during calibration. SPEAG warrants that the remaining deviation due to the boundary effect after compensation is always less than ± 1% for frequencies below 3 GHz and below ± 2% for frequencies between 3-6 GHz at any distance larger than half the probe tip diameter from the boundary.



## DASY/EASY - Parameters of Probe: ES3DV3 - SN:3287

### Calibration Parameter Determined in Body Tissue Simulating Media

| f (MHz) <sup>C</sup> | Relative Permittivity <sup>F</sup> | Conductivity (S/m) <sup>F</sup> | ConvF X | ConvF Y | ConvF Z | Alpha <sup>G</sup> | Depth <sup>G</sup> (mm) | Unc (k=2) |
|----------------------|------------------------------------|---------------------------------|---------|---------|---------|--------------------|-------------------------|-----------|
| 750                  | 55.5                               | 0.96                            | 6.64    | 6.64    | 6.64    | 0.27               | 1.86                    | ± 12.0 %  |
| 835                  | 55.2                               | 0.97                            | 6.55    | 6.55    | 6.55    | 0.50               | 1.37                    | ± 12.0 %  |
| 1750                 | 53.4                               | 1.49                            | 5.11    | 5.11    | 5.11    | 0.33               | 1.85                    | ± 12.0 %  |
| 1900                 | 53.3                               | 1.52                            | 4.94    | 4.94    | 4.94    | 0.42               | 1.59                    | ± 12.0 %  |
| 2300                 | 52.9                               | 1.81                            | 4.55    | 4.55    | 4.55    | 0.55               | 1.42                    | ± 12.0 %  |
| 2450                 | 52.7                               | 1.95                            | 4.35    | 4.35    | 4.35    | 0.80               | 1.09                    | ± 12.0 %  |
| 2600                 | 52.5                               | 2.16                            | 4.12    | 4.12    | 4.12    | 0.80               | 1.10                    | ± 12.0 %  |

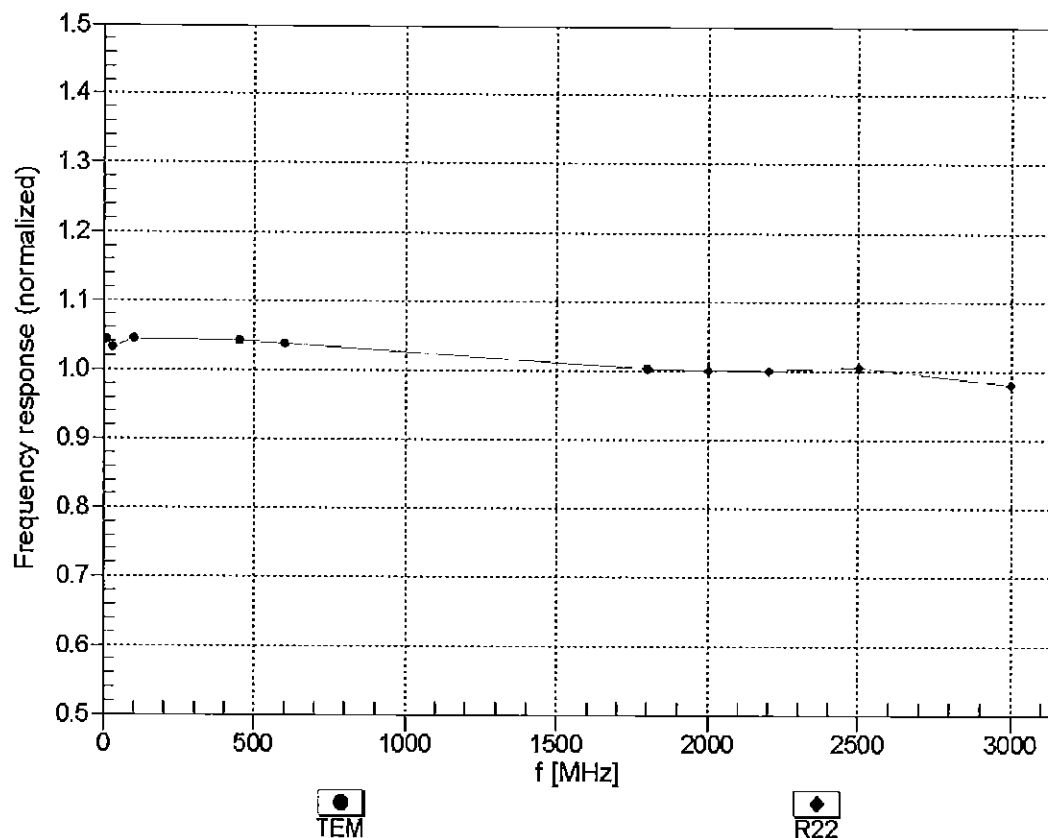
<sup>C</sup> Frequency validity above 300 MHz of ± 100 MHz only applies for DASY v4.4 and higher (see Page 2), else it is restricted to ± 50 MHz. The uncertainty is the RSS of the ConvF uncertainty at calibration frequency and the uncertainty for the indicated frequency band. Frequency validity below 300 MHz is ± 10, 25, 40, 50 and 70 MHz for ConvF assessments at 30, 64, 128, 150 and 220 MHz respectively. Above 5 GHz frequency validity can be extended to ± 110 MHz.

<sup>F</sup> At frequencies below 3 GHz, the validity of tissue parameters ( $\epsilon$  and  $\sigma$ ) can be relaxed to ± 10% if liquid compensation formula is applied to measured SAR values. At frequencies above 3 GHz, the validity of tissue parameters ( $\epsilon$  and  $\sigma$ ) is restricted to ± 5%. The uncertainty is the RSS of the ConvF uncertainty for indicated target tissue parameters.

<sup>G</sup> Alpha/Depth are determined during calibration. SPEAG warrants that the remaining deviation due to the boundary effect after compensation is always less than ± 1% for frequencies below 3 GHz and below ± 2% for frequencies between 3-6 GHz at any distance larger than half the probe tip diameter from the boundary.

## Frequency Response of E-Field

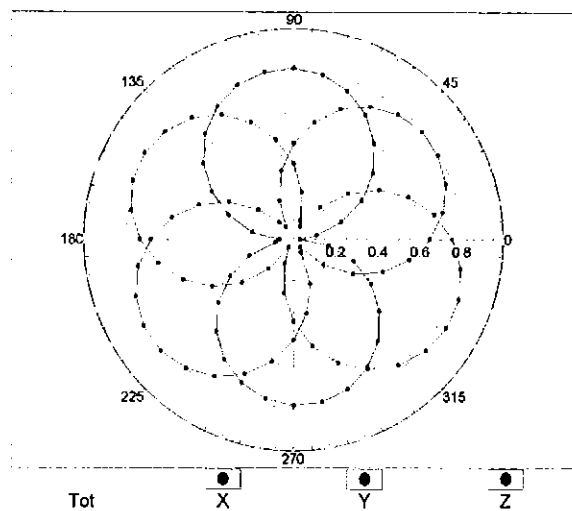
(TEM-Cell:ifi110 EXX, Waveguide: R22)



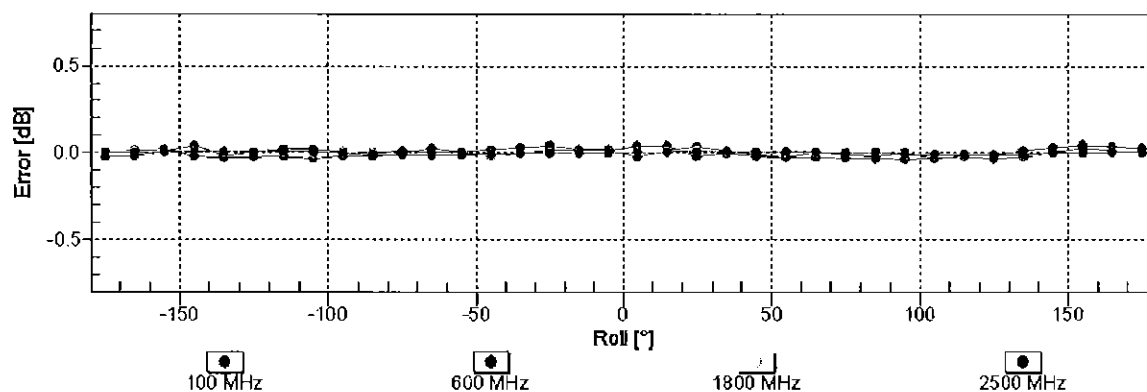
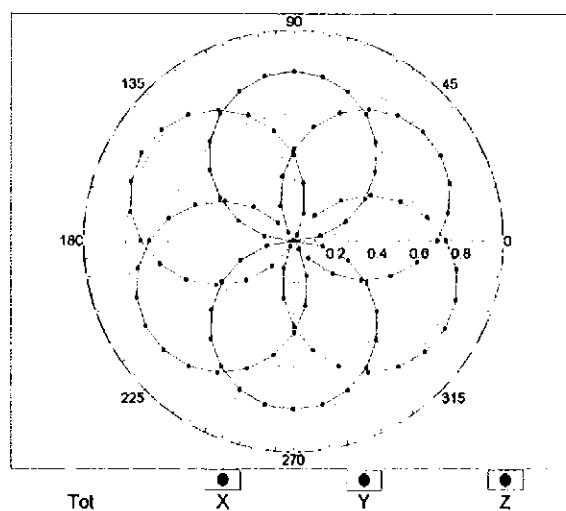
Uncertainty of Frequency Response of E-field:  $\pm 6.3\%$  ( $k=2$ )

## Receiving Pattern ( $\phi$ ), $\vartheta = 0^\circ$

f=600 MHz,TEM

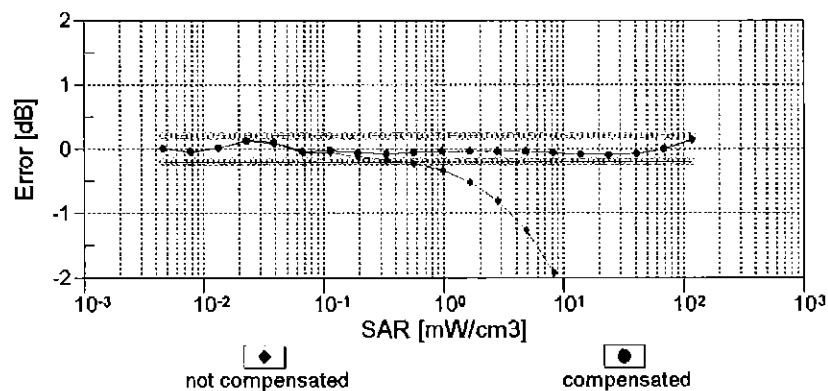
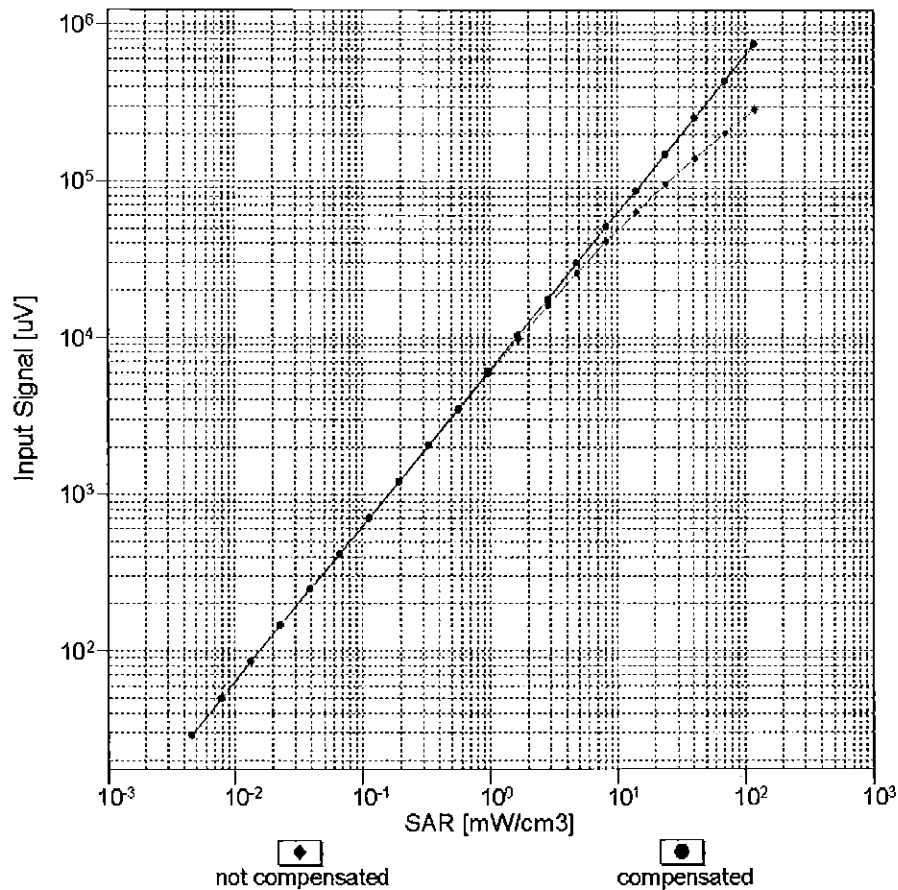


f=1800 MHz,R22



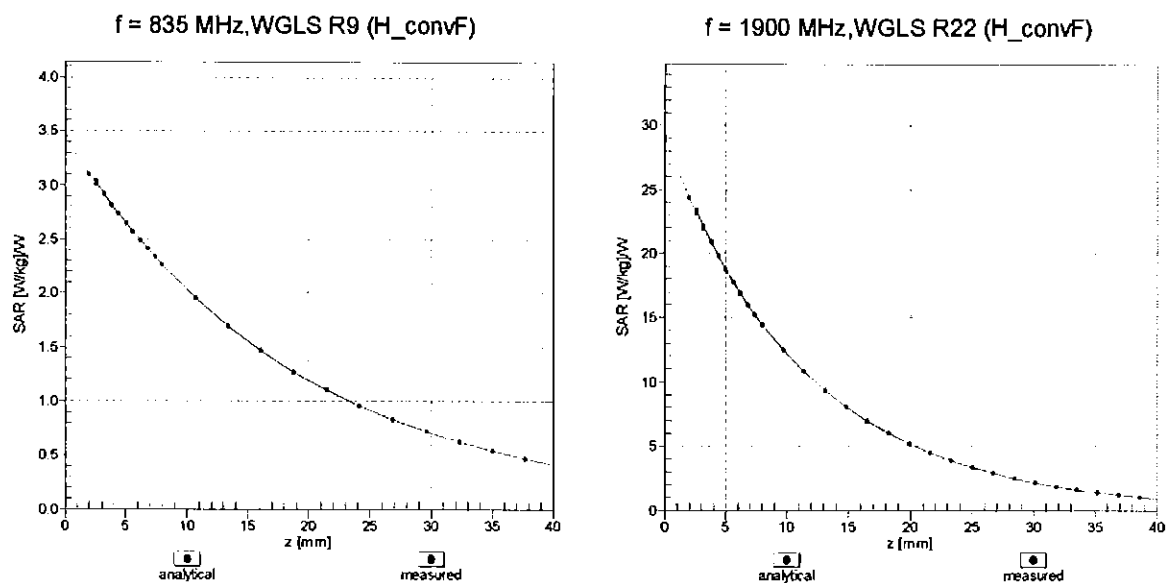
Uncertainty of Axial Isotropy Assessment:  $\pm 0.5\%$  ( $k=2$ )

# Dynamic Range $f(\text{SAR}_{\text{head}})$ (TEM cell , $f_{\text{eval}} = 1900 \text{ MHz}$ )



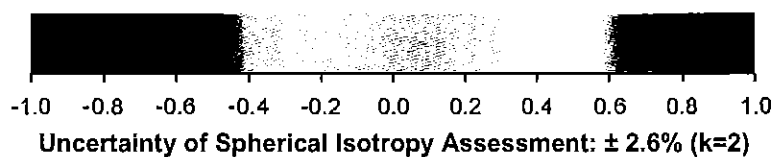
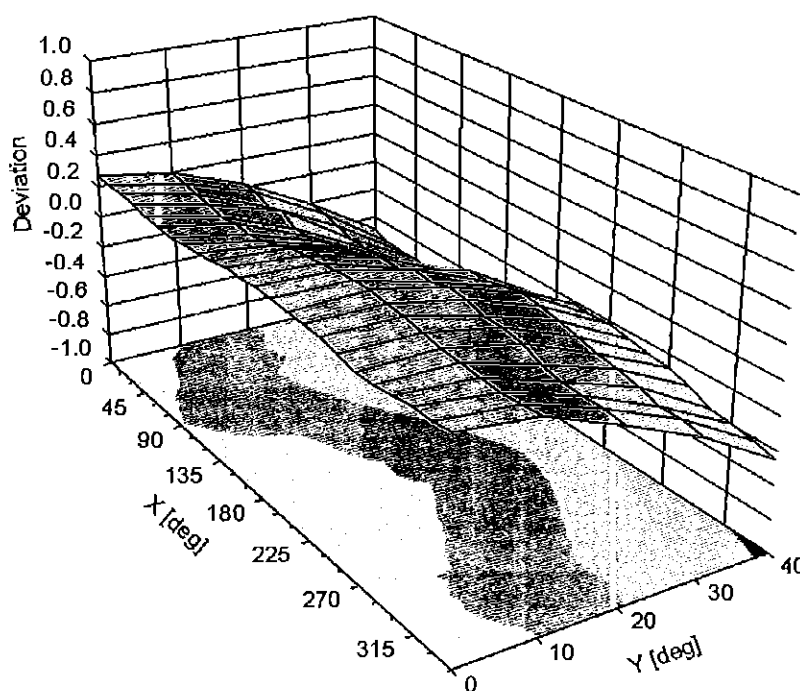
Uncertainty of Linearity Assessment:  $\pm 0.6\%$  ( $k=2$ )

## Conversion Factor Assessment



## Deviation from Isotropy in Liquid

Error ( $\phi, \vartheta$ ),  $f = 900 \text{ MHz}$



## DASY/EASY - Parameters of Probe: ES3DV3 - SN:3287

### Other Probe Parameters

|   |            |
|---|------------|
| Sensor Arrangement                            | Triangular |
| Connector Angle (°)                           | 84.9       |
| Mechanical Surface Detection Mode             | enabled    |
| Optical Surface Detection Mode                | disabled   |
| Probe Overall Length                          | 337 mm     |
| Probe Body Diameter                           | 10 mm      |
| Tip Length                                    | 10 mm      |
| Tip Diameter                                  | 4 mm       |
| Probe Tip to Sensor X Calibration Point       | 2 mm       |
| Probe Tip to Sensor Y Calibration Point       | 2 mm       |
| Probe Tip to Sensor Z Calibration Point       | 2 mm       |
| Recommended Measurement Distance from Surface | 3 mm       |

**Appendix: Modulation Calibration Parameters**

| UID           | Communication System Name                     |   | A<br>dB | B<br>dB $\mu$ V | C     | D<br>dB | VR<br>mV | Max<br>Unc <sup>E</sup><br>(k=2) |
|---------------|---|---|---------|-----------------|-------|---------|----------|----------------------------------|
| 0             | CW  | X | 0.00    | 0.00            | 1.00  | 0.00    | 198.4    | $\pm 3.5\%$                      |
|               |   | Y | 0.00    | 0.00            | 1.00  |         | 189.6    |                                  |
|               |   | Z | 0.00    | 0.00            | 1.00  |         | 184.8    |                                  |
| 10010-<br>CAA | SAR Validation (Square, 100ms, 10ms)          | X | 9.57    | 81.27           | 19.66 | 10.00   | 25.0     | $\pm 9.6\%$                      |
|               |   | Y | 9.48    | 81.17           | 20.59 |         | 25.0     |                                  |
|               |   | Z | 11.44   | 84.72           | 20.81 |         | 25.0     |                                  |
| 10011-<br>CAB | UMTS-FDD (WCDMA)                              | X | 1.41    | 73.12           | 18.60 | 0.00    | 150.0    | $\pm 9.6\%$                      |
|               |   | Y | 1.09    | 67.36           | 15.29 |         | 150.0    |                                  |
|               |   | Z | 1.04    | 67.24           | 15.12 |         | 150.0    |                                  |
| 10012-<br>CAB | IEEE 802.11b WiFi 2.4 GHz (DSSS, 1 Mbps)      | X | 1.39    | 66.79           | 17.15 | 0.41    | 150.0    | $\pm 9.6\%$                      |
|               |   | Y | 1.33    | 64.98           | 15.75 |         | 150.0    |                                  |
|               |   | Z | 1.31    | 64.97           | 15.66 |         | 150.0    |                                  |
| 10013-<br>CAB | IEEE 802.11g WiFi 2.4 GHz (DSSS-OFDM, 6 Mbps) | X | 5.20    | 67.40           | 17.54 | 1.46    | 150.0    | $\pm 9.6\%$                      |
|               |   | Y | 5.27    | 67.18           | 17.41 |         | 150.0    |                                  |
|               |   | Z | 5.09    | 67.33           | 17.40 |         | 150.0    |                                  |
| 10021-<br>DAB | GSM-FDD (TDMA, GMSK)                          | X | 25.12   | 98.64           | 27.15 | 9.39    | 50.0     | $\pm 9.6\%$                      |
|               |   | Y | 16.05   | 91.61           | 25.96 |         | 50.0     |                                  |
|               |   | Z | 54.58   | 112.47          | 31.02 |         | 50.0     |                                  |
| 10023-<br>DAB | GPRS-FDD (TDMA, GMSK, TN 0)                   | X | 21.90   | 96.28           | 26.48 | 9.57    | 50.0     | $\pm 9.6\%$                      |
|               |   | Y | 15.04   | 90.31           | 25.57 |         | 50.0     |                                  |
|               |   | Z | 40.95   | 107.64          | 29.77 |         | 50.0     |                                  |
| 10024-<br>DAB | GPRS-FDD (TDMA, GMSK, TN 0-1)                 | X | 100.00  | 118.44          | 30.60 | 6.56    | 60.0     | $\pm 9.6\%$                      |
|               |   | Y | 56.85   | 112.42          | 30.28 |         | 60.0     |                                  |
|               |   | Z | 100.00  | 119.26          | 30.80 |         | 60.0     |                                  |
| 10025-<br>DAB | EDGE-FDD (TDMA, 8PSK, TN 0)                   | X | 15.98   | 100.03          | 37.68 | 12.57   | 50.0     | $\pm 9.6\%$                      |
|               |   | Y | 12.36   | 89.89           | 33.32 |         | 50.0     |                                  |
|               |   | Z | 14.92   | 100.13          | 38.33 |         | 50.0     |                                  |
| 10026-<br>DAB | EDGE-FDD (TDMA, 8PSK, TN 0-1)                 | X | 19.89   | 102.72          | 35.15 | 9.56    | 60.0     | $\pm 9.6\%$                      |
|               |   | Y | 15.11   | 94.49           | 32.22 |         | 60.0     |                                  |
|               |   | Z | 21.16   | 106.39          | 36.94 |         | 60.0     |                                  |
| 10027-<br>DAB | GPRS-FDD (TDMA, GMSK, TN 0-1-2)               | X | 100.00  | 117.46          | 29.21 | 4.80    | 80.0     | $\pm 9.6\%$                      |
|               |   | Y | 100.00  | 119.97          | 30.83 |         | 80.0     |                                  |
|               |   | Z | 100.00  | 118.35          | 29.47 |         | 80.0     |                                  |
| 10028-<br>DAB | GPRS-FDD (TDMA, GMSK, TN 0-1-2-3)             | X | 100.00  | 117.97          | 28.63 | 3.55    | 100.0    | $\pm 9.6\%$                      |
|               |   | Y | 100.00  | 119.91          | 29.91 |         | 100.0    |                                  |
|               |   | Z | 100.00  | 118.74          | 28.84 |         | 100.0    |                                  |
| 10029-<br>DAB | EDGE-FDD (TDMA, 8PSK, TN 0-1-2)               | X | 14.03   | 95.19           | 31.54 | 7.80    | 80.0     | $\pm 9.6\%$                      |
|               |   | Y | 11.54   | 89.32           | 29.33 |         | 80.0     |                                  |
|               |   | Z | 13.09   | 95.17           | 31.96 |         | 80.0     |                                  |
| 10030-<br>CAA | IEEE 802.15.1 Bluetooth (GFSK, DH1)           | X | 100.00  | 117.04          | 29.36 | 5.30    | 70.0     | $\pm 9.6\%$                      |
|               |   | Y | 100.00  | 119.78          | 31.12 |         | 70.0     |                                  |
|               |   | Z | 100.00  | 117.69          | 29.49 |         | 70.0     |                                  |
| 10031-<br>CAA | IEEE 802.15.1 Bluetooth (GFSK, DH3)           | X | 100.00  | 120.90          | 28.34 | 1.88    | 100.0    | $\pm 9.6\%$                      |
|               |   | Y | 100.00  | 121.14          | 28.78 |         | 100.0    |                                  |
|               |   | Z | 100.00  | 119.84          | 27.78 |         | 100.0    |                                  |

|           |   |   |        |        |       |       |       |         |
|-----------|---|---|--------|--------|-------|-------|-------|---------|
| 10032-CAA | IEEE 802.15.1 Bluetooth (GFSK, DH5)                 | X | 100.00 | 128.75 | 30.50 | 1.17  | 100.0 | ± 9.6 % |
|           |   | Y | 100.00 | 125.19 | 29.33 |       | 100.0 |         |
|           |   | Z | 100.00 | 124.54 | 28.68 |       | 100.0 |         |
| 10033-CAA | IEEE 802.15.1 Bluetooth (PI/4-DQPSK, DH1)           | X | 24.47  | 102.44 | 28.62 | 5.30  | 70.0  | ± 9.6 % |
|           |   | Y | 12.93  | 91.34  | 25.64 |       | 70.0  |         |
|           |   | Z | 20.22  | 99.06  | 27.27 |       | 70.0  |         |
| 10034-CAA | IEEE 802.15.1 Bluetooth (PI/4-DQPSK, DH3)           | X | 15.75  | 99.73  | 26.60 | 1.88  | 100.0 | ± 9.6 % |
|           |   | Y | 6.06   | 84.29  | 21.90 |       | 100.0 |         |
|           |   | Z | 7.41   | 86.87  | 21.79 |       | 100.0 |         |
| 10035-CAA | IEEE 802.15.1 Bluetooth (PI/4-DQPSK, DH5)           | X | 8.06   | 91.60  | 24.06 | 1.17  | 100.0 | ± 9.6 % |
|           |   | Y | 3.71   | 78.74  | 19.66 |       | 100.0 |         |
|           |   | Z | 4.06   | 80.00  | 19.16 |       | 100.0 |         |
| 10036-CAA | IEEE 802.15.1 Bluetooth (8-DPSK, DH1)               | X | 31.59  | 106.91 | 29.95 | 5.30  | 70.0  | ± 9.6 % |
|           |   | Y | 14.71  | 93.73  | 26.48 |       | 70.0  |         |
|           |   | Z | 25.49  | 103.04 | 28.49 |       | 70.0  |         |
| 10037-CAA | IEEE 802.15.1 Bluetooth (8-DPSK, DH3)               | X | 15.02  | 99.00  | 26.34 | 1.88  | 100.0 | ± 9.6 % |
|           |   | Y | 5.91   | 83.93  | 21.74 |       | 100.0 |         |
|           |   | Z | 6.95   | 86.01  | 21.48 |       | 100.0 |         |
| 10038-CAA | IEEE 802.15.1 Bluetooth (8-DPSK, DH5)               | X | 8.64   | 92.97  | 24.58 | 1.17  | 100.0 | ± 9.6 % |
|           |   | Y | 3.82   | 79.37  | 19.97 |       | 100.0 |         |
|           |   | Z | 4.16   | 80.58  | 19.47 |       | 100.0 |         |
| 10039-CAB | CDMA2000 (1xRTT, RC1)                               | X | 3.32   | 80.83  | 20.52 | 0.00  | 150.0 | ± 9.6 % |
|           |   | Y | 1.99   | 71.59  | 16.56 |       | 150.0 |         |
|           |   | Z | 1.78   | 71.38  | 15.53 |       | 150.0 |         |
| 10042-CAB | IS-54 / IS-136 FDD (TDMA/FDM, PI/4-DQPSK, Halfrate) | X | 93.96  | 116.51 | 30.17 | 7.78  | 50.0  | ± 9.6 % |
|           |   | Y | 28.36  | 100.31 | 27.04 |       | 50.0  |         |
|           |   | Z | 100.00 | 118.01 | 30.46 |       | 50.0  |         |
| 10044-CAA | IS-91/EIA/TIA-553 FDD (FDMA, FM)                    | X | 0.00   | 110.81 | 0.68  | 0.00  | 150.0 | ± 9.6 % |
|           |   | Y | 0.00   | 94.68  | 0.92  |       | 150.0 |         |
|           |   | Z | 0.01   | 95.27  | 0.89  |       | 150.0 |         |
| 10048-CAA | DECT (TDD, TDMA/FDM, GFSK, Full Slot, 24)           | X | 12.13  | 84.40  | 24.33 | 13.80 | 25.0  | ± 9.6 % |
|           |   | Y | 11.03  | 81.88  | 24.36 |       | 25.0  |         |
|           |   | Z | 15.47  | 90.17  | 26.32 |       | 25.0  |         |
| 10049-CAA | DECT (TDD, TDMA/FDM, GFSK, Double Slot, 12)         | X | 14.56  | 88.92  | 24.53 | 10.79 | 40.0  | ± 9.6 % |
|           |   | Y | 12.34  | 85.94  | 24.48 |       | 40.0  |         |
|           |   | Z | 20.46  | 95.78  | 26.73 |       | 40.0  |         |
| 10056-CAA | UMTS-TDD (TD-SCDMA, 1.28 Mcps)                      | X | 13.90  | 88.80  | 25.15 | 9.03  | 50.0  | ± 9.6 % |
|           |   | Y | 11.60  | 84.93  | 24.34 |       | 50.0  |         |
|           |   | Z | 15.96  | 92.01  | 26.12 |       | 50.0  |         |
| 10058-DAB | EDGE-FDD (TDMA, 8PSK, TN 0-1-2-3)                   | X | 10.54  | 89.79  | 28.95 | 6.55  | 100.0 | ± 9.6 % |
|           |   | Y | 9.17   | 85.43  | 27.21 |       | 100.0 |         |
|           |   | Z | 9.28   | 88.15  | 28.66 |       | 100.0 |         |
| 10059-CAB | IEEE 802.11b WiFi 2.4 GHz (DSSS, 2 Mbps)            | X | 1.62   | 69.54  | 18.42 | 0.61  | 110.0 | ± 9.6 % |
|           |   | Y | 1.52   | 67.09  | 16.78 |       | 110.0 |         |
|           |   | Z | 1.47   | 67.00  | 16.67 |       | 110.0 |         |
| 10060-CAB | IEEE 802.11b WiFi 2.4 GHz (DSSS, 5.5 Mbps)          | X | 100.00 | 133.57 | 34.76 | 1.30  | 110.0 | ± 9.6 % |
|           |   | Y | 47.37  | 119.92 | 31.34 |       | 110.0 |         |
|           |   | Z | 100.00 | 131.70 | 33.88 |       | 110.0 |         |



|           |  |   |       |        |       |      |       |         |
|-----------|--|---|-------|--------|-------|------|-------|---------|
| 10061-CAB | IEEE 802.11b WiFi 2.4 GHz (DSSS, 11 Mbps)      | X | 24.29 | 111.37 | 31.49 | 2.04 | 110.0 | ± 9.6 % |
|           |  | Y | 7.57  | 90.21  | 25.12 |      | 110.0 |         |
|           |  | Z | 8.96  | 94.42  | 26.47 |      | 110.0 |         |
| 10062-CAB | IEEE 802.11a/h WiFi 5 GHz (OFDM, 6 Mbps)       | X | 4.94  | 67.26  | 16.92 | 0.49 | 100.0 | ± 9.6 % |
|           |  | Y | 4.99  | 66.94  | 16.70 |      | 100.0 |         |
|           |  | Z | 4.80  | 67.06  | 16.67 |      | 100.0 |         |
| 10063-CAB | IEEE 802.11a/h WiFi 5 GHz (OFDM, 9 Mbps)       | X | 4.98  | 67.42  | 17.05 | 0.72 | 100.0 | ± 9.6 % |
|           |  | Y | 5.03  | 67.12  | 16.85 |      | 100.0 |         |
|           |  | Z | 4.84  | 67.22  | 16.80 |      | 100.0 |         |
| 10064-CAB | IEEE 802.11a/h WiFi 5 GHz (OFDM, 12 Mbps)      | X | 5.33  | 67.75  | 17.30 | 0.86 | 100.0 | ± 9.6 % |
|           |  | Y | 5.40  | 67.50  | 17.13 |      | 100.0 |         |
|           |  | Z | 5.14  | 67.52  | 17.06 |      | 100.0 |         |
| 10065-CAB | IEEE 802.11a/h WiFi 5 GHz (OFDM, 18 Mbps)      | X | 5.22  | 67.77  | 17.45 | 1.21 | 100.0 | ± 9.6 % |
|           |  | Y | 5.30  | 67.55  | 17.30 |      | 100.0 |         |
|           |  | Z | 5.05  | 67.55  | 17.23 |      | 100.0 |         |
| 10066-CAB | IEEE 802.11a/h WiFi 5 GHz (OFDM, 24 Mbps)      | X | 5.28  | 67.89  | 17.67 | 1.46 | 100.0 | ± 9.6 % |
|           |  | Y | 5.37  | 67.69  | 17.54 |      | 100.0 |         |
|           |  | Z | 5.11  | 67.69  | 17.47 |      | 100.0 |         |
| 10067-CAB | IEEE 802.11a/h WiFi 5 GHz (OFDM, 36 Mbps)      | X | 5.58  | 67.96  | 18.07 | 2.04 | 100.0 | ± 9.6 % |
|           |  | Y | 5.70  | 67.83  | 17.99 |      | 100.0 |         |
|           |  | Z | 5.44  | 67.94  | 17.97 |      | 100.0 |         |
| 10068-CAB | IEEE 802.11a/h WiFi 5 GHz (OFDM, 48 Mbps)      | X | 5.73  | 68.36  | 18.44 | 2.55 | 100.0 | ± 9.6 % |
|           |  | Y | 5.86  | 68.26  | 18.38 |      | 100.0 |         |
|           |  | Z | 5.56  | 68.20  | 18.31 |      | 100.0 |         |
| 10069-CAB | IEEE 802.11a/h WiFi 5 GHz (OFDM, 54 Mbps)      | X | 5.80  | 68.22  | 18.58 | 2.67 | 100.0 | ± 9.6 % |
|           |  | Y | 5.93  | 68.12  | 18.53 |      | 100.0 |         |
|           |  | Z | 5.64  | 68.21  | 18.51 |      | 100.0 |         |
| 10071-CAB | IEEE 802.11g WiFi 2.4 GHz (DSSS/OFDM, 9 Mbps)  | X | 5.34  | 67.61  | 17.91 | 1.99 | 100.0 | ± 9.6 % |
|           |  | Y | 5.43  | 67.44  | 17.80 |      | 100.0 |         |
|           |  | Z | 5.23  | 67.57  | 17.79 |      | 100.0 |         |
| 10072-CAB | IEEE 802.11g WiFi 2.4 GHz (DSSS/OFDM, 12 Mbps) | X | 5.41  | 68.20  | 18.23 | 2.30 | 100.0 | ± 9.6 % |
|           |  | Y | 5.52  | 68.04  | 18.13 |      | 100.0 |         |
|           |  | Z | 5.28  | 68.10  | 18.11 |      | 100.0 |         |
| 10073-CAB | IEEE 802.11g WiFi 2.4 GHz (DSSS/OFDM, 18 Mbps) | X | 5.54  | 68.52  | 18.63 | 2.83 | 100.0 | ± 9.6 % |
|           |  | Y | 5.67  | 68.41  | 18.56 |      | 100.0 |         |
|           |  | Z | 5.42  | 68.46  | 18.55 |      | 100.0 |         |
| 10074-CAB | IEEE 802.11g WiFi 2.4 GHz (DSSS/OFDM, 24 Mbps) | X | 5.57  | 68.60  | 18.89 | 3.30 | 100.0 | ± 9.6 % |
|           |  | Y | 5.71  | 68.53  | 18.84 |      | 100.0 |         |
|           |  | Z | 5.46  | 68.55  | 18.80 |      | 100.0 |         |
| 10075-CAB | IEEE 802.11g WiFi 2.4 GHz (DSSS/OFDM, 36 Mbps) | X | 5.74  | 69.13  | 19.40 | 3.82 | 90.0  | ± 9.6 % |
|           |  | Y | 5.91  | 69.12  | 19.39 |      | 90.0  |         |
|           |  | Z | 5.60  | 68.97  | 19.28 |      | 90.0  |         |
| 10076-CAB | IEEE 802.11g WiFi 2.4 GHz (DSSS/OFDM, 48 Mbps) | X | 5.73  | 68.87  | 19.48 | 4.15 | 90.0  | ± 9.6 % |
|           |  | Y | 5.91  | 68.89  | 19.48 |      | 90.0  |         |
|           |  | Z | 5.64  | 68.84  | 19.44 |      | 90.0  |         |
| 10077-CAB | IEEE 802.11g WiFi 2.4 GHz (DSSS/OFDM, 54 Mbps) | X | 5.76  | 68.96  | 19.58 | 4.30 | 90.0  | ± 9.6 % |
|           |  | Y | 5.95  | 68.98  | 19.59 |      | 90.0  |         |
|           |  | Z | 5.68  | 68.95  | 19.55 |      | 90.0  |         |

|           |   |   |        |        |       |      |       |         |
|-----------|---|---|--------|--------|-------|------|-------|---------|
| 10081-CAB | CDMA2000 (1xRTT, RC3)                               | X | 1.45   | 73.74  | 17.54 | 0.00 | 150.0 | ± 9.6 % |
|           |   | Y | 1.01   | 66.70  | 13.93 |      | 150.0 |         |
|           |   | Z | 0.86   | 65.95  | 12.65 |      | 150.0 |         |
| 10082-CAB | IS-54 / IS-136 FDD (TDMA/FDM, PI/4-DQPSK, Fullrate) | X | 2.22   | 64.23  | 9.03  | 4.77 | 80.0  | ± 9.6 % |
|           |   | Y | 2.60   | 65.39  | 10.25 |      | 80.0  |         |
|           |   | Z | 2.07   | 64.06  | 8.86  |      | 80.0  |         |
| 10090-DAB | GPRS-FDD (TDMA, GMSK, TN 0-4)                       | X | 100.00 | 118.52 | 30.65 | 6.56 | 60.0  | ± 9.6 % |
|           |   | Y | 54.54  | 111.83 | 30.17 |      | 60.0  |         |
|           |   | Z | 100.00 | 119.33 | 30.85 |      | 60.0  |         |
| 10097-CAB | UMTS-FDD (HSDPA)                                    | X | 2.07   | 69.87  | 17.29 | 0.00 | 150.0 | ± 9.6 % |
|           |   | Y | 1.87   | 67.25  | 15.70 |      | 150.0 |         |
|           |   | Z | 1.83   | 67.53  | 15.55 |      | 150.0 |         |
| 10098-CAB | UMTS-FDD (HSUPA, Subtest 2)                         | X | 2.03   | 69.88  | 17.28 | 0.00 | 150.0 | ± 9.6 % |
|           |   | Y | 1.83   | 67.20  | 15.65 |      | 150.0 |         |
|           |   | Z | 1.80   | 67.49  | 15.52 |      | 150.0 |         |
| 10099-DAB | EDGE-FDD (TDMA, 8PSK, TN 0-4)                       | X | 19.79  | 102.55 | 35.10 | 9.56 | 60.0  | ± 9.6 % |
|           |   | Y | 15.06  | 94.38  | 32.19 |      | 60.0  |         |
|           |   | Z | 21.07  | 106.24 | 36.89 |      | 60.0  |         |
| 10100-CAB | LTE-FDD (SC-FDMA, 100% RB, 20 MHz, QPSK)            | X | 3.71   | 73.15  | 18.05 | 0.00 | 150.0 | ± 9.6 % |
|           |   | Y | 3.34   | 70.68  | 16.71 |      | 150.0 |         |
|           |   | Z | 3.15   | 70.31  | 16.60 |      | 150.0 |         |
| 10101-CAB | LTE-FDD (SC-FDMA, 100% RB, 20 MHz, 16-QAM)          | X | 3.53   | 68.94  | 16.73 | 0.00 | 150.0 | ± 9.6 % |
|           |   | Y | 3.44   | 67.88  | 16.03 |      | 150.0 |         |
|           |   | Z | 3.28   | 67.66  | 15.91 |      | 150.0 |         |
| 10102-CAB | LTE-FDD (SC-FDMA, 100% RB, 20 MHz, 64-QAM)          | X | 3.62   | 68.78  | 16.77 | 0.00 | 150.0 | ± 9.6 % |
|           |   | Y | 3.55   | 67.81  | 16.12 |      | 150.0 |         |
|           |   | Z | 3.38   | 67.61  | 16.00 |      | 150.0 |         |
| 10103-CAB | LTE-TDD (SC-FDMA, 100% RB, 20 MHz, QPSK)            | X | 9.03   | 78.84  | 21.45 | 3.98 | 65.0  | ± 9.6 % |
|           |   | Y | 8.52   | 77.08  | 20.81 |      | 65.0  |         |
|           |   | Z | 8.79   | 79.04  | 21.64 |      | 65.0  |         |
| 10104-CAB | LTE-TDD (SC-FDMA, 100% RB, 20 MHz, 16-QAM)          | X | 8.83   | 77.31  | 21.70 | 3.98 | 65.0  | ± 9.6 % |
|           |   | Y | 8.68   | 76.21  | 21.28 |      | 65.0  |         |
|           |   | Z | 8.45   | 77.10  | 21.68 |      | 65.0  |         |
| 10105-CAB | LTE-TDD (SC-FDMA, 100% RB, 20 MHz, 64-QAM)          | X | 8.12   | 75.63  | 21.27 | 3.98 | 65.0  | ± 9.6 % |
|           |   | Y | 7.58   | 73.53  | 20.37 |      | 65.0  |         |
|           |   | Z | 7.68   | 75.16  | 21.11 |      | 65.0  |         |
| 10108-CAC | LTE-FDD (SC-FDMA, 100% RB, 10 MHz, QPSK)            | X | 3.26   | 72.24  | 17.88 | 0.00 | 150.0 | ± 9.6 % |
|           |   | Y | 2.97   | 69.86  | 16.52 |      | 150.0 |         |
|           |   | Z | 2.76   | 69.54  | 16.43 |      | 150.0 |         |
| 10109-CAC | LTE-FDD (SC-FDMA, 100% RB, 10 MHz, 16-QAM)          | X | 3.21   | 68.83  | 16.74 | 0.00 | 150.0 | ± 9.6 % |
|           |   | Y | 3.12   | 67.65  | 15.97 |      | 150.0 |         |
|           |   | Z | 2.93   | 67.47  | 15.80 |      | 150.0 |         |
| 10110-CAC | LTE-FDD (SC-FDMA, 100% RB, 5 MHz, QPSK)             | X | 2.68   | 71.31  | 17.65 | 0.00 | 150.0 | ± 9.6 % |
|           |   | Y | 2.45   | 68.82  | 16.19 |      | 150.0 |         |
|           |   | Z | 2.25   | 68.65  | 16.05 |      | 150.0 |         |
| 10111-CAC | LTE-FDD (SC-FDMA, 100% RB, 5 MHz, 16-QAM)           | X | 2.94   | 69.70  | 17.25 | 0.00 | 150.0 | ± 9.6 % |
|           |   | Y | 2.81   | 68.04  | 16.25 |      | 150.0 |         |
|           |   | Z | 2.63   | 68.09  | 16.01 |      | 150.0 |         |

|           |  |   |       |       |       |      |       |         |
|-----------|--|---|-------|-------|-------|------|-------|---------|
| 10112-CAC | LTE-FDD (SC-FDMA, 100% RB, 10 MHz, 64-QAM)     | X | 3.32  | 68.66 | 16.72 | 0.00 | 150.0 | ± 9.6 % |
|           |  | Y | 3.24  | 67.56 | 16.01 |      | 150.0 |         |
|           |  | Z | 3.06  | 67.45 | 15.85 |      | 150.0 |         |
| 10113-CAC | LTE-FDD (SC-FDMA, 100% RB, 5 MHz, 64-QAM)      | X | 3.09  | 69.65 | 17.28 | 0.00 | 150.0 | ± 9.6 % |
|           |  | Y | 2.97  | 68.11 | 16.35 |      | 150.0 |         |
|           |  | Z | 2.78  | 68.22 | 16.13 |      | 150.0 |         |
| 10114-CAB | IEEE 802.11n (HT Greenfield, 13.5 Mbps, BPSK)  | X | 5.30  | 67.67 | 16.69 | 0.00 | 150.0 | ± 9.6 % |
|           |  | Y | 5.32  | 67.34 | 16.45 |      | 150.0 |         |
|           |  | Z | 5.18  | 67.41 | 16.46 |      | 150.0 |         |
| 10115-CAB | IEEE 802.11n (HT Greenfield, 81 Mbps, 16-QAM)  | X | 5.68  | 67.95 | 16.83 | 0.00 | 150.0 | ± 9.6 % |
|           |  | Y | 5.74  | 67.75 | 16.66 |      | 150.0 |         |
|           |  | Z | 5.49  | 67.60 | 16.57 |      | 150.0 |         |
| 10116-CAB | IEEE 802.11n (HT Greenfield, 135 Mbps, 64-QAM) | X | 5.43  | 67.93 | 16.74 | 0.00 | 150.0 | ± 9.6 % |
|           |  | Y | 5.45  | 67.58 | 16.50 |      | 150.0 |         |
|           |  | Z | 5.29  | 67.63 | 16.50 |      | 150.0 |         |
| 10117-CAB | IEEE 802.11n (HT Mixed, 13.5 Mbps, BPSK)       | X | 5.31  | 67.69 | 16.73 | 0.00 | 150.0 | ± 9.6 % |
|           |  | Y | 5.33  | 67.35 | 16.48 |      | 150.0 |         |
|           |  | Z | 5.15  | 67.28 | 16.42 |      | 150.0 |         |
| 10118-CAB | IEEE 802.11n (HT Mixed, 81 Mbps, 16-QAM)       | X | 5.73  | 68.05 | 16.89 | 0.00 | 150.0 | ± 9.6 % |
|           |  | Y | 5.76  | 67.71 | 16.65 |      | 150.0 |         |
|           |  | Z | 5.58  | 67.82 | 16.69 |      | 150.0 |         |
| 10119-CAB | IEEE 802.11n (HT Mixed, 135 Mbps, 64-QAM)      | X | 5.40  | 67.88 | 16.73 | 0.00 | 150.0 | ± 9.6 % |
|           |  | Y | 5.42  | 67.54 | 16.49 |      | 150.0 |         |
|           |  | Z | 5.26  | 67.56 | 16.48 |      | 150.0 |         |
| 10140-CAB | LTE-FDD (SC-FDMA, 100% RB, 15 MHz, 16-QAM)     | X | 3.67  | 68.77 | 16.68 | 0.00 | 150.0 | ± 9.6 % |
|           |  | Y | 3.60  | 67.81 | 16.05 |      | 150.0 |         |
|           |  | Z | 3.42  | 67.62 | 15.92 |      | 150.0 |         |
| 10141-CAB | LTE-FDD (SC-FDMA, 100% RB, 15 MHz, 64-QAM)     | X | 3.79  | 68.75 | 16.79 | 0.00 | 150.0 | ± 9.6 % |
|           |  | Y | 3.72  | 67.84 | 16.19 |      | 150.0 |         |
|           |  | Z | 3.54  | 67.70 | 16.08 |      | 150.0 |         |
| 10142-CAC | LTE-FDD (SC-FDMA, 100% RB, 3 MHz, QPSK)        | X | 2.48  | 71.58 | 17.67 | 0.00 | 150.0 | ± 9.6 % |
|           |  | Y | 2.22  | 68.66 | 16.03 |      | 150.0 |         |
|           |  | Z | 2.02  | 68.57 | 15.71 |      | 150.0 |         |
| 10143-CAC | LTE-FDD (SC-FDMA, 100% RB, 3 MHz, 16-QAM)      | X | 2.90  | 70.86 | 17.43 | 0.00 | 150.0 | ± 9.6 % |
|           |  | Y | 2.68  | 68.61 | 16.20 |      | 150.0 |         |
|           |  | Z | 2.48  | 68.71 | 15.71 |      | 150.0 |         |
| 10144-CAC | LTE-FDD (SC-FDMA, 100% RB, 3 MHz, 64-QAM)      | X | 2.65  | 68.53 | 15.87 | 0.00 | 150.0 | ± 9.6 % |
|           |  | Y | 2.53  | 66.90 | 14.94 |      | 150.0 |         |
|           |  | Z | 2.29  | 66.75 | 14.27 |      | 150.0 |         |
| 10145-CAC | LTE-FDD (SC-FDMA, 100% RB, 1.4 MHz, QPSK)      | X | 2.00  | 71.65 | 16.48 | 0.00 | 150.0 | ± 9.6 % |
|           |  | Y | 1.64  | 67.49 | 14.42 |      | 150.0 |         |
|           |  | Z | 1.28  | 65.53 | 12.17 |      | 150.0 |         |
| 10146-CAC | LTE-FDD (SC-FDMA, 100% RB, 1.4 MHz, 16-QAM)    | X | 6.65  | 82.42 | 19.81 | 0.00 | 150.0 | ± 9.6 % |
|           |  | Y | 3.51  | 73.00 | 16.51 |      | 150.0 |         |
|           |  | Z | 2.73  | 70.16 | 13.72 |      | 150.0 |         |
| 10147-CAC | LTE-FDD (SC-FDMA, 100% RB, 1.4 MHz, 64-QAM)    | X | 11.62 | 90.60 | 22.70 | 0.00 | 150.0 | ± 9.6 % |
|           |  | Y | 4.34  | 76.22 | 18.03 |      | 150.0 |         |
|           |  | Z | 3.53  | 73.44 | 15.25 |      | 150.0 |         |

|           |  |   |      |       |       |      |       |         |
|-----------|--|---|------|-------|-------|------|-------|---------|
| 10149-CAB | LTE-FDD (SC-FDMA, 50% RB, 20 MHz, 16-QAM)  | X | 3.22 | 68.90 | 16.79 | 0.00 | 150.0 | ± 9.6 % |
|           |  | Y | 3.13 | 67.70 | 16.01 |      | 150.0 |         |
|           |  | Z | 2.94 | 67.52 | 15.84 |      | 150.0 |         |
| 10150-CAB | LTE-FDD (SC-FDMA, 50% RB, 20 MHz, 64-QAM)  | X | 3.33 | 68.71 | 16.76 | 0.00 | 150.0 | ± 9.6 % |
|           |  | Y | 3.25 | 67.61 | 16.05 |      | 150.0 |         |
|           |  | Z | 3.06 | 67.50 | 15.89 |      | 150.0 |         |
| 10151-CAB | LTE-TDD (SC-FDMA, 50% RB, 20 MHz, QPSK)    | X | 9.59 | 81.08 | 22.43 | 3.98 | 65.0  | ± 9.6 % |
|           |  | Y | 8.87 | 78.87 | 21.64 |      | 65.0  |         |
|           |  | Z | 9.33 | 81.38 | 22.62 |      | 65.0  |         |
| 10152-CAB | LTE-TDD (SC-FDMA, 50% RB, 20 MHz, 16-QAM)  | X | 8.50 | 77.58 | 21.63 | 3.98 | 65.0  | ± 9.6 % |
|           |  | Y | 8.30 | 76.31 | 21.16 |      | 65.0  |         |
|           |  | Z | 8.08 | 77.33 | 21.50 |      | 65.0  |         |
| 10153-CAB | LTE-TDD (SC-FDMA, 50% RB, 20 MHz, 64-QAM)  | X | 8.85 | 78.28 | 22.25 | 3.98 | 65.0  | ± 9.6 % |
|           |  | Y | 8.62 | 76.95 | 21.75 |      | 65.0  |         |
|           |  | Z | 8.48 | 78.15 | 22.17 |      | 65.0  |         |
| 10154-CAC | LTE-FDD (SC-FDMA, 50% RB, 10 MHz, QPSK)    | X | 2.77 | 71.95 | 18.01 | 0.00 | 150.0 | ± 9.6 % |
|           |  | Y | 2.51 | 69.32 | 16.50 |      | 150.0 |         |
|           |  | Z | 2.29 | 69.01 | 16.28 |      | 150.0 |         |
| 10155-CAC | LTE-FDD (SC-FDMA, 50% RB, 10 MHz, 16-QAM)  | X | 2.94 | 69.69 | 17.25 | 0.00 | 150.0 | ± 9.6 % |
|           |  | Y | 2.80 | 68.03 | 16.25 |      | 150.0 |         |
|           |  | Z | 2.63 | 68.10 | 16.02 |      | 150.0 |         |
| 10156-CAC | LTE-FDD (SC-FDMA, 50% RB, 5 MHz, QPSK)     | X | 2.40 | 72.31 | 17.91 | 0.00 | 150.0 | ± 9.6 % |
|           |  | Y | 2.09 | 68.89 | 16.05 |      | 150.0 |         |
|           |  | Z | 1.86 | 68.62 | 15.51 |      | 150.0 |         |
| 10157-CAC | LTE-FDD (SC-FDMA, 50% RB, 5 MHz, 16-QAM)   | X | 2.55 | 69.65 | 16.30 | 0.00 | 150.0 | ± 9.6 % |
|           |  | Y | 2.36 | 67.46 | 15.11 |      | 150.0 |         |
|           |  | Z | 2.12 | 67.25 | 14.30 |      | 150.0 |         |
| 10158-CAC | LTE-FDD (SC-FDMA, 50% RB, 10 MHz, 64-QAM)  | X | 3.10 | 69.70 | 17.32 | 0.00 | 150.0 | ± 9.6 % |
|           |  | Y | 2.97 | 68.15 | 16.39 |      | 150.0 |         |
|           |  | Z | 2.78 | 68.27 | 16.17 |      | 150.0 |         |
| 10159-CAC | LTE-FDD (SC-FDMA, 50% RB, 5 MHz, 64-QAM)   | X | 2.69 | 70.18 | 16.62 | 0.00 | 150.0 | ± 9.6 % |
|           |  | Y | 2.48 | 67.89 | 15.40 |      | 150.0 |         |
|           |  | Z | 2.22 | 67.66 | 14.56 |      | 150.0 |         |
| 10160-CAB | LTE-FDD (SC-FDMA, 50% RB, 15 MHz, QPSK)    | X | 3.10 | 70.43 | 17.35 | 0.00 | 150.0 | ± 9.6 % |
|           |  | Y | 2.94 | 68.69 | 16.29 |      | 150.0 |         |
|           |  | Z | 2.78 | 68.69 | 16.25 |      | 150.0 |         |
| 10161-CAB | LTE-FDD (SC-FDMA, 50% RB, 15 MHz, 16-QAM)  | X | 3.22 | 68.62 | 16.74 | 0.00 | 150.0 | ± 9.6 % |
|           |  | Y | 3.14 | 67.48 | 16.00 |      | 150.0 |         |
|           |  | Z | 2.96 | 67.42 | 15.82 |      | 150.0 |         |
| 10162-CAB | LTE-FDD (SC-FDMA, 50% RB, 15 MHz, 64-QAM)  | X | 3.32 | 68.61 | 16.76 | 0.00 | 150.0 | ± 9.6 % |
|           |  | Y | 3.24 | 67.49 | 16.04 |      | 150.0 |         |
|           |  | Z | 3.07 | 67.56 | 15.92 |      | 150.0 |         |
| 10166-CAC | LTE-FDD (SC-FDMA, 50% RB, 1.4 MHz, QPSK)   | X | 4.32 | 72.20 | 20.50 | 3.01 | 150.0 | ± 9.6 % |
|           |  | Y | 4.09 | 70.13 | 19.37 |      | 150.0 |         |
|           |  | Z | 3.89 | 71.03 | 19.86 |      | 150.0 |         |
| 10167-CAC | LTE-FDD (SC-FDMA, 50% RB, 1.4 MHz, 16-QAM) | X | 6.13 | 77.20 | 21.71 | 3.01 | 150.0 | ± 9.6 % |
|           |  | Y | 5.31 | 73.40 | 20.02 |      | 150.0 |         |
|           |  | Z | 5.17 | 75.28 | 20.82 |      | 150.0 |         |

|           |  |   |       |        |       |      |       |         |
|-----------|--|---|-------|--------|-------|------|-------|---------|
| 10168-CAC | LTE-FDD (SC-FDMA, 50% RB, 1.4 MHz, 64-QAM) | X | 6.94  | 79.87  | 23.11 | 3.01 | 150.0 | ± 9.6 % |
|           |  | Y | 5.79  | 75.28  | 21.14 |      | 150.0 |         |
|           |  | Z | 5.82  | 77.80  | 22.20 |      | 150.0 |         |
| 10169-CAB | LTE-FDD (SC-FDMA, 1 RB, 20 MHz, QPSK)      | X | 4.47  | 76.31  | 22.20 | 3.01 | 150.0 | ± 9.6 % |
|           |  | Y | 3.93  | 72.42  | 20.26 |      | 150.0 |         |
|           |  | Z | 3.45  | 71.87  | 20.27 |      | 150.0 |         |
| 10170-CAB | LTE-FDD (SC-FDMA, 1 RB, 20 MHz, 16-QAM)    | X | 9.97  | 90.37  | 26.89 | 3.01 | 150.0 | ± 9.6 % |
|           |  | Y | 6.08  | 79.64  | 22.84 |      | 150.0 |         |
|           |  | Z | 5.69  | 81.07  | 23.66 |      | 150.0 |         |
| 10171-AAB | LTE-FDD (SC-FDMA, 1 RB, 20 MHz, 64-QAM)    | X | 6.58  | 81.51  | 22.72 | 3.01 | 150.0 | ± 9.6 % |
|           |  | Y | 4.82  | 74.69  | 19.94 |      | 150.0 |         |
|           |  | Z | 4.39  | 75.54  | 20.48 |      | 150.0 |         |
| 10172-CAB | LTE-TDD (SC-FDMA, 1 RB, 20 MHz, QPSK)      | X | 73.64 | 126.23 | 37.77 | 6.02 | 65.0  | ± 9.6 % |
|           |  | Y | 18.65 | 98.22  | 29.94 |      | 65.0  |         |
|           |  | Z | 50.70 | 122.38 | 37.42 |      | 65.0  |         |
| 10173-CAB | LTE-TDD (SC-FDMA, 1 RB, 20 MHz, 16-QAM)    | X | 94.74 | 123.96 | 35.21 | 6.02 | 65.0  | ± 9.6 % |
|           |  | Y | 22.61 | 98.04  | 28.47 |      | 65.0  |         |
|           |  | Z | 96.90 | 127.66 | 36.64 |      | 65.0  |         |
| 10174-CAB | LTE-TDD (SC-FDMA, 1 RB, 20 MHz, 64-QAM)    | X | 56.11 | 113.11 | 31.91 | 6.02 | 65.0  | ± 9.6 % |
|           |  | Y | 18.59 | 93.53  | 26.66 |      | 65.0  |         |
|           |  | Z | 65.46 | 118.77 | 33.84 |      | 65.0  |         |
| 10175-CAC | LTE-FDD (SC-FDMA, 1 RB, 10 MHz, QPSK)      | X | 4.37  | 75.74  | 21.85 | 3.01 | 150.0 | ± 9.6 % |
|           |  | Y | 3.86  | 71.99  | 19.97 |      | 150.0 |         |
|           |  | Z | 3.41  | 71.52  | 20.02 |      | 150.0 |         |
| 10176-CAC | LTE-FDD (SC-FDMA, 1 RB, 10 MHz, 16-QAM)    | X | 9.99  | 90.41  | 26.90 | 3.01 | 150.0 | ± 9.6 % |
|           |  | Y | 6.09  | 79.66  | 22.85 |      | 150.0 |         |
|           |  | Z | 5.70  | 81.10  | 23.67 |      | 150.0 |         |
| 10177-CAE | LTE-FDD (SC-FDMA, 1 RB, 5 MHz, QPSK)       | X | 4.43  | 76.02  | 22.00 | 3.01 | 150.0 | ± 9.6 % |
|           |  | Y | 3.90  | 72.21  | 20.10 |      | 150.0 |         |
|           |  | Z | 3.44  | 71.69  | 20.11 |      | 150.0 |         |
| 10178-CAC | LTE-FDD (SC-FDMA, 1 RB, 5 MHz, 16-QAM)     | X | 9.65  | 89.71  | 26.63 | 3.01 | 150.0 | ± 9.6 % |
|           |  | Y | 5.97  | 79.26  | 22.66 |      | 150.0 |         |
|           |  | Z | 5.62  | 80.80  | 23.53 |      | 150.0 |         |
| 10179-CAC | LTE-FDD (SC-FDMA, 1 RB, 10 MHz, 64-QAM)    | X | 7.97  | 85.43  | 24.54 | 3.01 | 150.0 | ± 9.6 % |
|           |  | Y | 5.36  | 76.88  | 21.19 |      | 150.0 |         |
|           |  | Z | 4.98  | 78.13  | 21.92 |      | 150.0 |         |
| 10180-CAC | LTE-FDD (SC-FDMA, 1 RB, 5 MHz, 64-QAM)     | X | 6.51  | 81.29  | 22.61 | 3.01 | 150.0 | ± 9.6 % |
|           |  | Y | 4.79  | 74.55  | 19.86 |      | 150.0 |         |
|           |  | Z | 4.38  | 75.44  | 20.42 |      | 150.0 |         |
| 10181-CAB | LTE-FDD (SC-FDMA, 1 RB, 15 MHz, QPSK)      | X | 4.42  | 75.99  | 21.99 | 3.01 | 150.0 | ± 9.6 % |
|           |  | Y | 3.90  | 72.19  | 20.09 |      | 150.0 |         |
|           |  | Z | 3.43  | 71.67  | 20.11 |      | 150.0 |         |
| 10182-CAB | LTE-FDD (SC-FDMA, 1 RB, 15 MHz, 16-QAM)    | X | 9.63  | 89.67  | 26.62 | 3.01 | 150.0 | ± 9.6 % |
|           |  | Y | 5.96  | 79.23  | 22.65 |      | 150.0 |         |
|           |  | Z | 5.61  | 80.77  | 23.51 |      | 150.0 |         |
| 10183-AAA | LTE-FDD (SC-FDMA, 1 RB, 15 MHz, 64-QAM)    | X | 6.50  | 81.25  | 22.60 | 3.01 | 150.0 | ± 9.6 % |
|           |  | Y | 4.78  | 74.53  | 19.85 |      | 150.0 |         |
|           |  | Z | 4.37  | 75.41  | 20.41 |      | 150.0 |         |

|           |   |   |       |       |       |      |       |         |
|-----------|---|---|-------|-------|-------|------|-------|---------|
| 10184-CAC | LTE-FDD (SC-FDMA, 1 RB, 3 MHz, QPSK)          | X | 4.44  | 76.05 | 22.02 | 3.01 | 150.0 | ± 9.6 % |
|           |   | Y | 3.91  | 72.24 | 20.12 |      | 150.0 |         |
|           |   | Z | 3.45  | 71.72 | 20.13 |      | 150.0 |         |
| 10185-CAC | LTE-FDD (SC-FDMA, 1 RB, 3 MHz, 16-QAM)        | X | 9.70  | 89.80 | 26.67 | 3.01 | 150.0 | ± 9.6 % |
|           |   | Y | 5.99  | 79.32 | 22.68 |      | 150.0 |         |
|           |   | Z | 5.64  | 80.86 | 23.56 |      | 150.0 |         |
| 10186-AAC | LTE-FDD (SC-FDMA, 1 RB, 3 MHz, 64-QAM)        | X | 6.54  | 81.37 | 22.64 | 3.01 | 150.0 | ± 9.6 % |
|           |   | Y | 4.81  | 74.60 | 19.88 |      | 150.0 |         |
|           |   | Z | 4.39  | 75.50 | 20.45 |      | 150.0 |         |
| 10187-CAC | LTE-FDD (SC-FDMA, 1 RB, 1.4 MHz, QPSK)        | X | 4.45  | 76.10 | 22.07 | 3.01 | 150.0 | ± 9.6 % |
|           |   | Y | 3.92  | 72.26 | 20.15 |      | 150.0 |         |
|           |   | Z | 3.46  | 71.78 | 20.19 |      | 150.0 |         |
| 10188-CAC | LTE-FDD (SC-FDMA, 1 RB, 1.4 MHz, 16-QAM)      | X | 10.51 | 91.45 | 27.34 | 3.01 | 150.0 | ± 9.6 % |
|           |   | Y | 6.26  | 80.23 | 23.14 |      | 150.0 |         |
|           |   | Z | 5.89  | 81.76 | 24.00 |      | 150.0 |         |
| 10189-AAC | LTE-FDD (SC-FDMA, 1 RB, 1.4 MHz, 64-QAM)      | X | 6.85  | 82.27 | 23.07 | 3.01 | 150.0 | ± 9.6 % |
|           |   | Y | 4.94  | 75.14 | 20.19 |      | 150.0 |         |
|           |   | Z | 4.52  | 76.06 | 20.77 |      | 150.0 |         |
| 10193-CAB | IEEE 802.11n (HT Greenfield, 6.5 Mbps, BPSK)  | X | 4.73  | 67.10 | 16.51 | 0.00 | 150.0 | ± 9.6 % |
|           |   | Y | 4.75  | 66.68 | 16.23 |      | 150.0 |         |
|           |   | Z | 4.57  | 66.79 | 16.16 |      | 150.0 |         |
| 10194-CAB | IEEE 802.11n (HT Greenfield, 39 Mbps, 16-QAM) | X | 4.94  | 67.48 | 16.62 | 0.00 | 150.0 | ± 9.6 % |
|           |   | Y | 4.96  | 67.08 | 16.34 |      | 150.0 |         |
|           |   | Z | 4.75  | 67.11 | 16.28 |      | 150.0 |         |
| 10195-CAB | IEEE 802.11n (HT Greenfield, 65 Mbps, 64-QAM) | X | 4.98  | 67.48 | 16.62 | 0.00 | 150.0 | ± 9.6 % |
|           |   | Y | 5.00  | 67.07 | 16.34 |      | 150.0 |         |
|           |   | Z | 4.79  | 67.14 | 16.30 |      | 150.0 |         |
| 10196-CAB | IEEE 802.11n (HT Mixed, 6.5 Mbps, BPSK)       | X | 4.76  | 67.21 | 16.55 | 0.00 | 150.0 | ± 9.6 % |
|           |   | Y | 4.78  | 66.80 | 16.27 |      | 150.0 |         |
|           |   | Z | 4.58  | 66.86 | 16.18 |      | 150.0 |         |
| 10197-CAB | IEEE 802.11n (HT Mixed, 39 Mbps, 16-QAM)      | X | 4.96  | 67.50 | 16.63 | 0.00 | 150.0 | ± 9.6 % |
|           |   | Y | 4.98  | 67.09 | 16.35 |      | 150.0 |         |
|           |   | Z | 4.76  | 67.14 | 16.30 |      | 150.0 |         |
| 10198-CAB | IEEE 802.11n (HT Mixed, 65 Mbps, 64-QAM)      | X | 4.99  | 67.50 | 16.63 | 0.00 | 150.0 | ± 9.6 % |
|           |   | Y | 5.01  | 67.09 | 16.35 |      | 150.0 |         |
|           |   | Z | 4.79  | 67.16 | 16.31 |      | 150.0 |         |
| 10219-CAB | IEEE 802.11n (HT Mixed, 7.2 Mbps, BPSK)       | X | 4.71  | 67.23 | 16.53 | 0.00 | 150.0 | ± 9.6 % |
|           |   | Y | 4.73  | 66.82 | 16.24 |      | 150.0 |         |
|           |   | Z | 4.53  | 66.87 | 16.14 |      | 150.0 |         |
| 10220-CAB | IEEE 802.11n (HT Mixed, 43.3 Mbps, 16-QAM)    | X | 4.96  | 67.50 | 16.63 | 0.00 | 150.0 | ± 9.6 % |
|           |   | Y | 4.98  | 67.10 | 16.35 |      | 150.0 |         |
|           |   | Z | 4.76  | 67.11 | 16.29 |      | 150.0 |         |
| 10221-CAB | IEEE 802.11n (HT Mixed, 72.2 Mbps, 64-QAM)    | X | 4.99  | 67.43 | 16.62 | 0.00 | 150.0 | ± 9.6 % |
|           |   | Y | 5.01  | 67.03 | 16.34 |      | 150.0 |         |
|           |   | Z | 4.80  | 67.09 | 16.30 |      | 150.0 |         |
| 10222-CAB | IEEE 802.11n (HT Mixed, 15 Mbps, BPSK)        | X | 5.29  | 67.72 | 16.73 | 0.00 | 150.0 | ± 9.6 % |
|           |   | Y | 5.31  | 67.38 | 16.49 |      | 150.0 |         |
|           |   | Z | 5.12  | 67.29 | 16.41 |      | 150.0 |         |

|           |   |   |        |        |       |      |       |         |
|-----------|---|---|--------|--------|-------|------|-------|---------|
| 10223-CAB | IEEE 802.11n (HT Mixed, 90 Mbps, 16-QAM)  | X | 5.67   | 68.03  | 16.90 | 0.00 | 150.0 | ± 9.6 % |
|           |   | Y | 5.70   | 67.71  | 16.67 |      | 150.0 |         |
|           |   | Z | 5.43   | 67.50  | 16.54 |      | 150.0 |         |
| 10224-CAB | IEEE 802.11n (HT Mixed, 150 Mbps, 64-QAM) | X | 5.35   | 67.84  | 16.72 | 0.00 | 150.0 | ± 9.6 % |
|           |   | Y | 5.37   | 67.51  | 16.48 |      | 150.0 |         |
|           |   | Z | 5.17   | 67.40  | 16.39 |      | 150.0 |         |
| 10225-CAB | UMTS-FDD (HSPA+)                          | X | 3.03   | 67.01  | 16.18 | 0.00 | 150.0 | ± 9.6 % |
|           |   | Y | 3.00   | 66.12  | 15.59 |      | 150.0 |         |
|           |   | Z | 2.84   | 66.23  | 15.31 |      | 150.0 |         |
| 10226-CAA | LTE-TDD (SC-FDMA, 1 RB, 1.4 MHz, 16-QAM)  | X | 100.00 | 125.13 | 35.58 | 6.02 | 65.0  | ± 9.6 % |
|           |   | Y | 23.60  | 98.91  | 28.82 |      | 65.0  |         |
|           |   | Z | 100.00 | 128.43 | 36.91 |      | 65.0  |         |
| 10227-CAA | LTE-TDD (SC-FDMA, 1 RB, 1.4 MHz, 64-QAM)  | X | 61.16  | 114.83 | 32.47 | 6.02 | 65.0  | ± 9.6 % |
|           |   | Y | 19.96  | 94.87  | 27.16 |      | 65.0  |         |
|           |   | Z | 73.77  | 120.96 | 34.46 |      | 65.0  |         |
| 10228-CAA | LTE-TDD (SC-FDMA, 1 RB, 1.4 MHz, QPSK)    | X | 72.18  | 126.53 | 38.01 | 6.02 | 65.0  | ± 9.6 % |
|           |   | Y | 21.44  | 101.40 | 31.05 |      | 65.0  |         |
|           |   | Z | 53.16  | 123.89 | 37.96 |      | 65.0  |         |
| 10229-CAB | LTE-TDD (SC-FDMA, 1 RB, 3 MHz, 16-QAM)    | X | 94.57  | 123.93 | 35.21 | 6.02 | 65.0  | ± 9.6 % |
|           |   | Y | 22.66  | 98.06  | 28.49 |      | 65.0  |         |
|           |   | Z | 96.87  | 127.65 | 36.65 |      | 65.0  |         |
| 10230-CAB | LTE-TDD (SC-FDMA, 1 RB, 3 MHz, 64-QAM)    | X | 56.39  | 113.28 | 31.99 | 6.02 | 65.0  | ± 9.6 % |
|           |   | Y | 19.26  | 94.16  | 26.88 |      | 65.0  |         |
|           |   | Z | 66.99  | 119.13 | 33.93 |      | 65.0  |         |
| 10231-CAB | LTE-TDD (SC-FDMA, 1 RB, 3 MHz, QPSK)      | X | 66.18  | 124.67 | 37.45 | 6.02 | 65.0  | ± 9.6 % |
|           |   | Y | 20.62  | 100.55 | 30.72 |      | 65.0  |         |
|           |   | Z | 48.89  | 122.07 | 37.41 |      | 65.0  |         |
| 10232-CAB | LTE-TDD (SC-FDMA, 1 RB, 5 MHz, 16-QAM)    | X | 94.69  | 123.96 | 35.21 | 6.02 | 65.0  | ± 9.6 % |
|           |   | Y | 22.64  | 98.05  | 28.48 |      | 65.0  |         |
|           |   | Z | 97.00  | 127.68 | 36.66 |      | 65.0  |         |
| 10233-CAB | LTE-TDD (SC-FDMA, 1 RB, 5 MHz, 64-QAM)    | X | 56.52  | 113.33 | 32.00 | 6.02 | 65.0  | ± 9.6 % |
|           |   | Y | 19.26  | 94.17  | 26.88 |      | 65.0  |         |
|           |   | Z | 67.07  | 119.16 | 33.94 |      | 65.0  |         |
| 10234-CAB | LTE-TDD (SC-FDMA, 1 RB, 5 MHz, QPSK)      | X | 60.26  | 122.59 | 36.81 | 6.02 | 65.0  | ± 9.6 % |
|           |   | Y | 19.81  | 99.63  | 30.34 |      | 65.0  |         |
|           |   | Z | 45.11  | 120.21 | 36.81 |      | 65.0  |         |
| 10235-CAB | LTE-TDD (SC-FDMA, 1 RB, 10 MHz, 16-QAM)   | X | 95.38  | 124.09 | 35.25 | 6.02 | 65.0  | ± 9.6 % |
|           |   | Y | 22.67  | 98.09  | 28.50 |      | 65.0  |         |
|           |   | Z | 97.77  | 127.84 | 36.70 |      | 65.0  |         |
| 10236-CAB | LTE-TDD (SC-FDMA, 1 RB, 10 MHz, 64-QAM)   | X | 57.18  | 113.50 | 32.04 | 6.02 | 65.0  | ± 9.6 % |
|           |   | Y | 19.38  | 94.26  | 26.90 |      | 65.0  |         |
|           |   | Z | 68.10  | 119.39 | 33.99 |      | 65.0  |         |
| 10237-CAB | LTE-TDD (SC-FDMA, 1 RB, 10 MHz, QPSK)     | X | 67.28  | 125.01 | 37.54 | 6.02 | 65.0  | ± 9.6 % |
|           |   | Y | 20.74  | 100.68 | 30.76 |      | 65.0  |         |
|           |   | Z | 49.59  | 122.38 | 37.49 |      | 65.0  |         |
| 10238-CAB | LTE-TDD (SC-FDMA, 1 RB, 15 MHz, 16-QAM)   | X | 95.00  | 124.02 | 35.23 | 6.02 | 65.0  | ± 9.6 % |
|           |   | Y | 22.64  | 98.06  | 28.49 |      | 65.0  |         |
|           |   | Z | 97.19  | 127.73 | 36.66 |      | 65.0  |         |

|           |  |   |       |        |       |      |      |         |
|-----------|--|---|-------|--------|-------|------|------|---------|
| 10239-CAB | LTE-TDD (SC-FDMA, 1 RB, 15 MHz, 64-QAM)    | X | 56.67 | 113.39 | 32.01 | 6.02 | 65.0 | ± 9.6 % |
|           |  | Y | 19.26 | 94.19  | 26.88 |      | 65.0 |         |
|           |  | Z | 67.13 | 119.19 | 33.94 |      | 65.0 |         |
| 10240-CAB | LTE-TDD (SC-FDMA, 1 RB, 15 MHz, QPSK)      | X | 67.00 | 124.93 | 37.52 | 6.02 | 65.0 | ± 9.6 % |
|           |  | Y | 20.68 | 100.63 | 30.74 |      | 65.0 |         |
|           |  | Z | 49.37 | 122.30 | 37.47 |      | 65.0 |         |
| 10241-CAA | LTE-TDD (SC-FDMA, 50% RB, 1.4 MHz, 16-QAM) | X | 14.43 | 89.77  | 28.56 | 6.98 | 65.0 | ± 9.6 % |
|           |  | Y | 12.31 | 85.00  | 26.80 |      | 65.0 |         |
|           |  | Z | 13.89 | 90.56  | 28.94 |      | 65.0 |         |
| 10242-CAA | LTE-TDD (SC-FDMA, 50% RB, 1.4 MHz, 64-QAM) | X | 13.70 | 88.57  | 28.03 | 6.98 | 65.0 | ± 9.6 % |
|           |  | Y | 10.82 | 82.08  | 25.53 |      | 65.0 |         |
|           |  | Z | 13.16 | 89.30  | 28.37 |      | 65.0 |         |
| 10243-CAA | LTE-TDD (SC-FDMA, 50% RB, 1.4 MHz, QPSK)   | X | 10.55 | 84.90  | 27.56 | 6.98 | 65.0 | ± 9.6 % |
|           |  | Y | 8.88  | 79.49  | 25.25 |      | 65.0 |         |
|           |  | Z | 9.99  | 85.03  | 27.70 |      | 65.0 |         |
| 10244-CAB | LTE-TDD (SC-FDMA, 50% RB, 3 MHz, 16-QAM)   | X | 11.43 | 83.67  | 22.47 | 3.98 | 65.0 | ± 9.6 % |
|           |  | Y | 9.78  | 80.48  | 21.64 |      | 65.0 |         |
|           |  | Z | 9.76  | 81.22  | 20.90 |      | 65.0 |         |
| 10245-CAB | LTE-TDD (SC-FDMA, 50% RB, 3 MHz, 64-QAM)   | X | 11.21 | 83.09  | 22.22 | 3.98 | 65.0 | ± 9.6 % |
|           |  | Y | 9.71  | 80.13  | 21.47 |      | 65.0 |         |
|           |  | Z | 9.48  | 80.50  | 20.58 |      | 65.0 |         |
| 10246-CAB | LTE-TDD (SC-FDMA, 50% RB, 3 MHz, QPSK)     | X | 10.58 | 85.22  | 23.00 | 3.98 | 65.0 | ± 9.6 % |
|           |  | Y | 8.86  | 81.57  | 21.94 |      | 65.0 |         |
|           |  | Z | 9.16  | 83.05  | 21.67 |      | 65.0 |         |
| 10247-CAB | LTE-TDD (SC-FDMA, 50% RB, 5 MHz, 16-QAM)   | X | 8.25  | 78.94  | 21.22 | 3.98 | 65.0 | ± 9.6 % |
|           |  | Y | 7.85  | 77.32  | 20.79 |      | 65.0 |         |
|           |  | Z | 7.47  | 77.61  | 20.18 |      | 65.0 |         |
| 10248-CAB | LTE-TDD (SC-FDMA, 50% RB, 5 MHz, 64-QAM)   | X | 8.20  | 78.37  | 20.99 | 3.98 | 65.0 | ± 9.6 % |
|           |  | Y | 7.89  | 76.93  | 20.61 |      | 65.0 |         |
|           |  | Z | 7.41  | 77.03  | 19.93 |      | 65.0 |         |
| 10249-CAB | LTE-TDD (SC-FDMA, 50% RB, 5 MHz, QPSK)     | X | 11.20 | 86.28  | 23.89 | 3.98 | 65.0 | ± 9.6 % |
|           |  | Y | 9.29  | 82.26  | 22.62 |      | 65.0 |         |
|           |  | Z | 10.48 | 85.66  | 23.36 |      | 65.0 |         |
| 10250-CAB | LTE-TDD (SC-FDMA, 50% RB, 10 MHz, 16-QAM)  | X | 8.93  | 80.25  | 22.81 | 3.98 | 65.0 | ± 9.6 % |
|           |  | Y | 8.46  | 78.37  | 22.14 |      | 65.0 |         |
|           |  | Z | 8.46  | 79.88  | 22.48 |      | 65.0 |         |
| 10251-CAB | LTE-TDD (SC-FDMA, 50% RB, 10 MHz, 64-QAM)  | X | 8.39  | 77.98  | 21.64 | 3.98 | 65.0 | ± 9.6 % |
|           |  | Y | 8.12  | 76.54  | 21.14 |      | 65.0 |         |
|           |  | Z | 7.98  | 77.74  | 21.34 |      | 65.0 |         |
| 10252-CAB | LTE-TDD (SC-FDMA, 50% RB, 10 MHz, QPSK)    | X | 10.53 | 84.51  | 23.78 | 3.98 | 65.0 | ± 9.6 % |
|           |  | Y | 9.19  | 81.18  | 22.63 |      | 65.0 |         |
|           |  | Z | 10.24 | 84.82  | 23.86 |      | 65.0 |         |
| 10253-CAB | LTE-TDD (SC-FDMA, 50% RB, 15 MHz, 16-QAM)  | X | 8.25  | 76.95  | 21.44 | 3.98 | 65.0 | ± 9.6 % |
|           |  | Y | 8.10  | 75.77  | 21.00 |      | 65.0 |         |
|           |  | Z | 7.89  | 76.78  | 21.28 |      | 65.0 |         |
| 10254-CAB | LTE-TDD (SC-FDMA, 50% RB, 15 MHz, 64-QAM)  | X | 8.62  | 77.66  | 22.02 | 3.98 | 65.0 | ± 9.6 % |
|           |  | Y | 8.44  | 76.43  | 21.56 |      | 65.0 |         |
|           |  | Z | 8.28  | 77.57  | 21.89 |      | 65.0 |         |



|           |   |   |       |       |       |      |      |         |
|-----------|---|---|-------|-------|-------|------|------|---------|
| 10255-CAB | LTE-TDD (SC-FDMA, 50% RB, 15 MHz, QPSK)     | X | 9.25  | 80.67 | 22.52 | 3.98 | 65.0 | ± 9.6 % |
|           |   | Y | 8.61  | 78.53 | 21.74 |      | 65.0 |         |
|           |   | Z | 9.00  | 80.97 | 22.67 |      | 65.0 |         |
| 10256-CAA | LTE-TDD (SC-FDMA, 100% RB, 1.4 MHz, 16-QAM) | X | 10.45 | 81.80 | 21.06 | 3.98 | 65.0 | ± 9.6 % |
|           |   | Y | 9.25  | 79.43 | 20.63 |      | 65.0 |         |
|           |   | Z | 8.10  | 77.76 | 18.69 |      | 65.0 |         |
| 10257-CAA | LTE-TDD (SC-FDMA, 100% RB, 1.4 MHz, 64-QAM) | X | 10.14 | 80.97 | 20.68 | 3.98 | 65.0 | ± 9.6 % |
|           |   | Y | 9.17  | 78.95 | 20.38 |      | 65.0 |         |
|           |   | Z | 7.78  | 76.81 | 18.23 |      | 65.0 |         |
| 10258-CAA | LTE-TDD (SC-FDMA, 100% RB, 1.4 MHz, QPSK)   | X | 9.51  | 83.16 | 21.76 | 3.98 | 65.0 | ± 9.6 % |
|           |   | Y | 8.34  | 80.46 | 21.12 |      | 65.0 |         |
|           |   | Z | 7.35  | 79.00 | 19.46 |      | 65.0 |         |
| 10259-CAB | LTE-TDD (SC-FDMA, 100% RB, 3 MHz, 16-QAM)   | X | 8.50  | 79.32 | 21.74 | 3.98 | 65.0 | ± 9.6 % |
|           |   | Y | 8.08  | 77.61 | 21.22 |      | 65.0 |         |
|           |   | Z | 7.86  | 78.44 | 21.00 |      | 65.0 |         |
| 10260-CAB | LTE-TDD (SC-FDMA, 100% RB, 3 MHz, 64-QAM)   | X | 8.50  | 79.04 | 21.65 | 3.98 | 65.0 | ± 9.6 % |
|           |   | Y | 8.14  | 77.44 | 21.18 |      | 65.0 |         |
|           |   | Z | 7.85  | 78.11 | 20.87 |      | 65.0 |         |
| 10261-CAB | LTE-TDD (SC-FDMA, 100% RB, 3 MHz, QPSK)     | X | 10.46 | 84.88 | 23.66 | 3.98 | 65.0 | ± 9.6 % |
|           |   | Y | 8.99  | 81.35 | 22.49 |      | 65.0 |         |
|           |   | Z | 9.90  | 84.54 | 23.31 |      | 65.0 |         |
| 10262-CAB | LTE-TDD (SC-FDMA, 100% RB, 5 MHz, 16-QAM)   | X | 8.92  | 80.22 | 22.77 | 3.98 | 65.0 | ± 9.6 % |
|           |   | Y | 8.45  | 78.35 | 22.11 |      | 65.0 |         |
|           |   | Z | 8.45  | 79.83 | 22.45 |      | 65.0 |         |
| 10263-CAB | LTE-TDD (SC-FDMA, 100% RB, 5 MHz, 64-QAM)   | X | 8.39  | 77.98 | 21.64 | 3.98 | 65.0 | ± 9.6 % |
|           |   | Y | 8.12  | 76.54 | 21.14 |      | 65.0 |         |
|           |   | Z | 7.97  | 77.72 | 21.33 |      | 65.0 |         |
| 10264-CAB | LTE-TDD (SC-FDMA, 100% RB, 5 MHz, QPSK)     | X | 10.46 | 84.37 | 23.71 | 3.98 | 65.0 | ± 9.6 % |
|           |   | Y | 9.15  | 81.08 | 22.57 |      | 65.0 |         |
|           |   | Z | 10.16 | 84.65 | 23.78 |      | 65.0 |         |
| 10265-CAB | LTE-TDD (SC-FDMA, 100% RB, 10 MHz, 16-QAM)  | X | 8.50  | 77.59 | 21.64 | 3.98 | 65.0 | ± 9.6 % |
|           |   | Y | 8.29  | 76.32 | 21.16 |      | 65.0 |         |
|           |   | Z | 8.08  | 77.33 | 21.51 |      | 65.0 |         |
| 10266-CAB | LTE-TDD (SC-FDMA, 100% RB, 10 MHz, 64-QAM)  | X | 8.85  | 78.27 | 22.25 | 3.98 | 65.0 | ± 9.6 % |
|           |   | Y | 8.62  | 76.95 | 21.75 |      | 65.0 |         |
|           |   | Z | 8.48  | 78.14 | 22.17 |      | 65.0 |         |
| 10267-CAB | LTE-TDD (SC-FDMA, 100% RB, 10 MHz, QPSK)    | X | 9.58  | 81.04 | 22.42 | 3.98 | 65.0 | ± 9.6 % |
|           |   | Y | 8.86  | 78.85 | 21.63 |      | 65.0 |         |
|           |   | Z | 9.31  | 81.34 | 22.60 |      | 65.0 |         |
| 10268-CAB | LTE-TDD (SC-FDMA, 100% RB, 15 MHz, 16-QAM)  | X | 8.89  | 76.95 | 21.70 | 3.98 | 65.0 | ± 9.6 % |
|           |   | Y | 8.78  | 75.95 | 21.31 |      | 65.0 |         |
|           |   | Z | 8.54  | 76.83 | 21.69 |      | 65.0 |         |
| 10269-CAB | LTE-TDD (SC-FDMA, 100% RB, 15 MHz, 64-QAM)  | X | 8.79  | 76.51 | 21.59 | 3.98 | 65.0 | ± 9.6 % |
|           |   | Y | 8.71  | 75.58 | 21.23 |      | 65.0 |         |
|           |   | Z | 8.47  | 76.42 | 21.58 |      | 65.0 |         |
| 10270-CAB | LTE-TDD (SC-FDMA, 100% RB, 15 MHz, QPSK)    | X | 8.98  | 78.26 | 21.47 | 3.98 | 65.0 | ± 9.6 % |
|           |   | Y | 8.66  | 76.86 | 20.96 |      | 65.0 |         |
|           |   | Z | 8.70  | 78.39 | 21.61 |      | 65.0 |         |

|           |  |   |       |       |       |      |       |         |
|-----------|--|---|-------|-------|-------|------|-------|---------|
| 10274-CAB | UMTS-FDD (HSUPA, Subtest 5, 3GPP Rel8.10)                          | X | 2.76  | 67.40 | 16.12 | 0.00 | 150.0 | ± 9.6 % |
|           |  | Y | 2.68  | 66.20 | 15.35 |      | 150.0 |         |
|           |  | Z | 2.61  | 66.55 | 15.21 |      | 150.0 |         |
| 10275-CAB | UMTS-FDD (HSUPA, Subtest 5, 3GPP Rel8.4)                           | X | 1.97  | 71.33 | 17.64 | 0.00 | 150.0 | ± 9.6 % |
|           |  | Y | 1.71  | 67.84 | 15.61 |      | 150.0 |         |
|           |  | Z | 1.63  | 67.82 | 15.44 |      | 150.0 |         |
| 10277-CAA | PHS (QPSK)   | X | 5.79  | 70.12 | 14.44 | 9.03 | 50.0  | ± 9.6 % |
|           |  | Y | 6.71  | 72.04 | 16.24 |      | 50.0  |         |
|           |  | Z | 5.20  | 69.01 | 13.39 |      | 50.0  |         |
| 10278-CAA | PHS (QPSK, BW 884MHz, Rolloff 0.5)                                 | X | 10.14 | 81.72 | 21.64 | 9.03 | 50.0  | ± 9.6 % |
|           |  | Y | 10.00 | 81.13 | 22.16 |      | 50.0  |         |
|           |  | Z | 8.80  | 79.36 | 20.19 |      | 50.0  |         |
| 10279-CAA | PHS (QPSK, BW 884MHz, Rolloff 0.38)                                | X | 10.33 | 81.92 | 21.72 | 9.03 | 50.0  | ± 9.6 % |
|           |  | Y | 10.19 | 81.33 | 22.24 |      | 50.0  |         |
|           |  | Z | 8.92  | 79.53 | 20.27 |      | 50.0  |         |
| 10290-AAB | CDMA2000, RC1, SO55, Full Rate                                     | X | 2.41  | 75.76 | 18.30 | 0.00 | 150.0 | ± 9.6 % |
|           |  | Y | 1.70  | 69.18 | 15.23 |      | 150.0 |         |
|           |  | Z | 1.46  | 68.58 | 14.00 |      | 150.0 |         |
| 10291-AAB | CDMA2000, RC3, SO55, Full Rate                                     | X | 1.39  | 73.22 | 17.31 | 0.00 | 150.0 | ± 9.6 % |
|           |  | Y | 0.98  | 66.45 | 13.79 |      | 150.0 |         |
|           |  | Z | 0.85  | 65.74 | 12.53 |      | 150.0 |         |
| 10292-AAB | CDMA2000, RC3, SO32, Full Rate                                     | X | 2.43  | 83.14 | 21.70 | 0.00 | 150.0 | ± 9.6 % |
|           |  | Y | 1.15  | 69.63 | 15.75 |      | 150.0 |         |
|           |  | Z | 1.04  | 69.40 | 14.71 |      | 150.0 |         |
| 10293-AAB | CDMA2000, RC3, SO3, Full Rate                                      | X | 5.22  | 96.14 | 26.57 | 0.00 | 150.0 | ± 9.6 % |
|           |  | Y | 1.48  | 73.58 | 17.97 |      | 150.0 |         |
|           |  | Z | 1.47  | 74.43 | 17.37 |      | 150.0 |         |
| 10295-AAB | CDMA2000, RC1, SO3, 1/8th Rate 25 fr.                              | X | 10.48 | 83.75 | 24.32 | 9.03 | 50.0  | ± 9.6 % |
|           |  | Y | 9.84  | 81.54 | 23.85 |      | 50.0  |         |
|           |  | Z | 11.88 | 86.37 | 24.91 |      | 50.0  |         |
| 10297-AAA | LTE-FDD (SC-FDMA, 50% RB, 20 MHz, QPSK)                            | X | 3.28  | 72.37 | 17.95 | 0.00 | 150.0 | ± 9.6 % |
|           |  | Y | 2.98  | 69.95 | 16.59 |      | 150.0 |         |
|           |  | Z | 2.77  | 69.63 | 16.49 |      | 150.0 |         |
| 10298-AAB | LTE-FDD (SC-FDMA, 50% RB, 3 MHz, QPSK)                             | X | 2.26  | 72.62 | 17.48 | 0.00 | 150.0 | ± 9.6 % |
|           |  | Y | 1.88  | 68.51 | 15.39 |      | 150.0 |         |
|           |  | Z | 1.59  | 67.65 | 14.14 |      | 150.0 |         |
| 10299-AAB | LTE-FDD (SC-FDMA, 50% RB, 3 MHz, 16-QAM)                           | X | 6.40  | 81.89 | 20.37 | 0.00 | 150.0 | ± 9.6 % |
|           |  | Y | 3.78  | 73.44 | 17.26 |      | 150.0 |         |
|           |  | Z | 3.62  | 73.66 | 16.18 |      | 150.0 |         |
| 10300-AAB | LTE-FDD (SC-FDMA, 50% RB, 3 MHz, 64-QAM)                           | X | 3.72  | 72.73 | 16.07 | 0.00 | 150.0 | ± 9.6 % |
|           |  | Y | 2.96  | 68.88 | 14.55 |      | 150.0 |         |
|           |  | Z | 2.44  | 67.52 | 12.75 |      | 150.0 |         |
| 10301-AAA | IEEE 802.16e WiMAX (29:18, 5ms, 10MHz, QPSK, PUSC)                 | X | 5.70  | 68.03 | 18.84 | 4.17 | 80.0  | ± 9.6 % |
|           |  | Y | 5.77  | 67.36 | 18.35 |      | 80.0  |         |
|           |  | Z | 5.64  | 68.37 | 18.74 |      | 80.0  |         |
| 10302-AAA | IEEE 802.16e WiMAX (29:18, 5ms, 10MHz, QPSK, PUSC, 3 CTRL symbols) | X | 6.21  | 68.72 | 19.60 | 4.96 | 80.0  | ± 9.6 % |
|           |  | Y | 6.41  | 68.65 | 19.47 |      | 80.0  |         |
|           |  | Z | 6.13  | 69.05 | 19.54 |      | 80.0  |         |

|           |   |   |       |       |       |       |       |         |
|-----------|---|---|-------|-------|-------|-------|-------|---------|
| 10303-AAA | IEEE 802.16e WiMAX (31:15, 5ms, 10MHz, 64QAM, PUSC)                 | X | 6.07  | 68.83 | 19.70 | 4.96  | 80.0  | ± 9.6 % |
|           |   | Y | 6.30  | 68.82 | 19.58 |       | 80.0  |         |
|           |   | Z | 5.97  | 69.08 | 19.56 |       | 80.0  |         |
| 10304-AAA | IEEE 802.16e WiMAX (29:18, 5ms, 10MHz, 64QAM, PUSC)                 | X | 5.71  | 68.13 | 18.89 | 4.17  | 80.0  | ± 9.6 % |
|           |   | Y | 5.89  | 68.01 | 18.73 |       | 80.0  |         |
|           |   | Z | 5.61  | 68.35 | 18.73 |       | 80.0  |         |
| 10305-AAA | IEEE 802.16e WiMAX (31:15, 10ms, 10MHz, 64QAM, PUSC, 15 symbols)    | X | 6.90  | 74.81 | 23.11 | 6.02  | 50.0  | ± 9.6 % |
|           |   | Y | 9.48  | 82.28 | 26.60 |       | 50.0  |         |
|           |   | Z | 9.03  | 82.45 | 26.20 |       | 50.0  |         |
| 10306-AAA | IEEE 802.16e WiMAX (29:18, 10ms, 10MHz, 64QAM, PUSC, 18 symbols)    | X | 6.40  | 71.34 | 21.64 | 6.02  | 50.0  | ± 9.6 % |
|           |   | Y | 6.75  | 71.50 | 21.57 |       | 50.0  |         |
|           |   | Z | 6.43  | 72.04 | 21.56 |       | 50.0  |         |
| 10307-AAA | IEEE 802.16e WiMAX (29:18, 10ms, 10MHz, QPSK, PUSC, 18 symbols)     | X | 6.49  | 72.10 | 21.82 | 6.02  | 50.0  | ± 9.6 % |
|           |   | Y | 6.85  | 72.21 | 21.70 |       | 50.0  |         |
|           |   | Z | 6.50  | 72.67 | 21.67 |       | 50.0  |         |
| 10308-AAA | IEEE 802.16e WiMAX (29:18, 10ms, 10MHz, 16QAM, PUSC)                | X | 6.53  | 72.49 | 22.02 | 6.02  | 50.0  | ± 9.6 % |
|           |   | Y | 6.89  | 72.58 | 21.88 |       | 50.0  |         |
|           |   | Z | 6.59  | 73.18 | 21.92 |       | 50.0  |         |
| 10309-AAA | IEEE 802.16e WiMAX (29:18, 10ms, 10MHz, 16QAM, AMC 2x3, 18 symbols) | X | 6.52  | 71.66 | 21.81 | 6.02  | 50.0  | ± 9.6 % |
|           |   | Y | 6.86  | 71.77 | 21.70 |       | 50.0  |         |
|           |   | Z | 6.53  | 72.35 | 21.74 |       | 50.0  |         |
| 10310-AAA | IEEE 802.16e WiMAX (29:18, 10ms, 10MHz, QPSK, AMC 2x3, 18 symbols)  | X | 6.41  | 71.57 | 21.66 | 6.02  | 50.0  | ± 9.6 % |
|           |   | Y | 6.75  | 71.71 | 21.56 |       | 50.0  |         |
|           |   | Z | 6.45  | 72.29 | 21.59 |       | 50.0  |         |
| 10311-AAA | LTE-FDD (SC-FDMA, 100% RB, 15 MHz, QPSK)                            | X | 3.66  | 71.55 | 17.51 | 0.00  | 150.0 | ± 9.6 % |
|           |   | Y | 3.33  | 69.32 | 16.27 |       | 150.0 |         |
|           |   | Z | 3.12  | 68.94 | 16.14 |       | 150.0 |         |
| 10313-AAA | IDEN 1:3  | X | 8.19  | 79.62 | 19.16 | 6.99  | 70.0  | ± 9.6 % |
|           |   | Y | 7.35  | 77.72 | 18.90 |       | 70.0  |         |
|           |   | Z | 8.21  | 80.46 | 19.57 |       | 70.0  |         |
| 10314-AAA | IDEN 1:6  | X | 11.35 | 86.83 | 24.06 | 10.00 | 30.0  | ± 9.6 % |
|           |   | Y | 8.72  | 81.68 | 22.69 |       | 30.0  |         |
|           |   | Z | 10.81 | 87.34 | 24.49 |       | 30.0  |         |
| 10315-AAB | IEEE 802.11b WiFi 2.4 GHz (DSSS, 1 Mbps, 96pc duty cycle)           | X | 1.24  | 66.34 | 16.99 | 0.17  | 150.0 | ± 9.6 % |
|           |   | Y | 1.18  | 64.44 | 15.46 |       | 150.0 |         |
|           |   | Z | 1.17  | 64.45 | 15.36 |       | 150.0 |         |
| 10316-AAB | IEEE 802.11g WiFi 2.4 GHz (ERP-OFDM, 6 Mbps, 96pc duty cycle)       | X | 4.83  | 67.25 | 16.68 | 0.17  | 150.0 | ± 9.6 % |
|           |   | Y | 4.86  | 66.88 | 16.43 |       | 150.0 |         |
|           |   | Z | 4.68  | 66.99 | 16.39 |       | 150.0 |         |
| 10317-AAB | IEEE 802.11a WiFi 5 GHz (OFDM, 6 Mbps, 96pc duty cycle)             | X | 4.83  | 67.25 | 16.68 | 0.17  | 150.0 | ± 9.6 % |
|           |   | Y | 4.86  | 66.88 | 16.43 |       | 150.0 |         |
|           |   | Z | 4.68  | 66.99 | 16.39 |       | 150.0 |         |
| 10400-AAC | IEEE 802.11ac WiFi (20MHz, 64-QAM, 99pc duty cycle)                 | X | 4.96  | 67.54 | 16.61 | 0.00  | 150.0 | ± 9.6 % |
|           |   | Y | 4.98  | 67.13 | 16.32 |       | 150.0 |         |
|           |   | Z | 4.75  | 67.19 | 16.29 |       | 150.0 |         |
| 10401-AAC | IEEE 802.11ac WiFi (40MHz, 64-QAM, 99pc duty cycle)                 | X | 5.54  | 67.49 | 16.61 | 0.00  | 150.0 | ± 9.6 % |
|           |   | Y | 5.56  | 67.14 | 16.37 |       | 150.0 |         |
|           |   | Z | 5.45  | 67.43 | 16.49 |       | 150.0 |         |

|           |  |   |        |        |       |      |       |         |
|-----------|--|---|--------|--------|-------|------|-------|---------|
| 10402-AAC | IEEE 802.11ac WiFi (80MHz, 64-QAM, 99pc duty cycle)                            | X | 5.87   | 68.11  | 16.75 | 0.00 | 150.0 | ± 9.6 % |
|           |  | Y | 5.89   | 67.80  | 16.54 |      | 150.0 |         |
|           |  | Z | 5.70   | 67.70  | 16.47 |      | 150.0 |         |
| 10403-AAB | CDMA2000 (1xEV-DO, Rev. 0)   | X | 2.41   | 75.76  | 18.30 | 0.00 | 115.0 | ± 9.6 % |
|           |  | Y | 1.70   | 69.18  | 15.23 |      | 115.0 |         |
|           |  | Z | 1.46   | 68.58  | 14.00 |      | 115.0 |         |
| 10404-AAB | CDMA2000 (1xEV-DO, Rev. A)   | X | 2.41   | 75.76  | 18.30 | 0.00 | 115.0 | ± 9.6 % |
|           |  | Y | 1.70   | 69.18  | 15.23 |      | 115.0 |         |
|           |  | Z | 1.46   | 68.58  | 14.00 |      | 115.0 |         |
| 10406-AAB | CDMA2000, RC3, SO32, SCH0, Full Rate   | X | 100.00 | 120.32 | 30.30 | 0.00 | 100.0 | ± 9.6 % |
|           |  | Y | 37.67  | 108.93 | 28.46 |      | 100.0 |         |
|           |  | Z | 100.00 | 119.28 | 29.39 |      | 100.0 |         |
| 10410-AAA | LTE-TDD (SC-FDMA, 1 RB, 10 MHz, QPSK, UL Subframe=2,3,4,7,8,9)                 | X | 100.00 | 118.51 | 29.90 | 3.23 | 80.0  | ± 9.6 % |
|           |  | Y | 100.00 | 119.74 | 30.88 |      | 80.0  |         |
|           |  | Z | 100.00 | 120.99 | 30.71 |      | 80.0  |         |
| 10415-AAA | IEEE 802.11b WiFi 2.4 GHz (DSSS, 1 Mbps, 99pc duty cycle)                      | X | 1.06   | 64.54  | 16.02 | 0.00 | 150.0 | ± 9.6 % |
|           |  | Y | 1.03   | 62.90  | 14.57 |      | 150.0 |         |
|           |  | Z | 1.03   | 63.04  | 14.51 |      | 150.0 |         |
| 10416-AAA | IEEE 802.11g WiFi 2.4 GHz (ERP-OFDM, 6 Mbps, 99pc duty cycle)                  | X | 4.73   | 67.12  | 16.55 | 0.00 | 150.0 | ± 9.6 % |
|           |  | Y | 4.75   | 66.70  | 16.25 |      | 150.0 |         |
|           |  | Z | 4.58   | 66.83  | 16.23 |      | 150.0 |         |
| 10417-AAA | IEEE 802.11a/h WiFi 5 GHz (OFDM, 6 Mbps, 99pc duty cycle)                      | X | 4.73   | 67.12  | 16.55 | 0.00 | 150.0 | ± 9.6 % |
|           |  | Y | 4.75   | 66.70  | 16.25 |      | 150.0 |         |
|           |  | Z | 4.58   | 66.83  | 16.23 |      | 150.0 |         |
| 10418-AAA | IEEE 802.11g WiFi 2.4 GHz (DSSS-OFDM, 6 Mbps, 99pc duty cycle, Long preamble)  | X | 4.72   | 67.27  | 16.56 | 0.00 | 150.0 | ± 9.6 % |
|           |  | Y | 4.73   | 66.83  | 16.25 |      | 150.0 |         |
|           |  | Z | 4.56   | 66.98  | 16.24 |      | 150.0 |         |
| 10419-AAA | IEEE 802.11g WiFi 2.4 GHz (DSSS-OFDM, 6 Mbps, 99pc duty cycle, Short preamble) | X | 4.75   | 67.23  | 16.56 | 0.00 | 150.0 | ± 9.6 % |
|           |  | Y | 4.76   | 66.80  | 16.26 |      | 150.0 |         |
|           |  | Z | 4.59   | 66.94  | 16.24 |      | 150.0 |         |
| 10422-AAA | IEEE 802.11n (HT Greenfield, 7.2 Mbps, BPSK)                                   | X | 4.87   | 67.22  | 16.56 | 0.00 | 150.0 | ± 9.6 % |
|           |  | Y | 4.89   | 66.82  | 16.28 |      | 150.0 |         |
|           |  | Z | 4.71   | 66.94  | 16.26 |      | 150.0 |         |
| 10423-AAA | IEEE 802.11n (HT Greenfield, 43.3 Mbps, 16-QAM)                                | X | 5.09   | 67.62  | 16.71 | 0.00 | 150.0 | ± 9.6 % |
|           |  | Y | 5.12   | 67.23  | 16.44 |      | 150.0 |         |
|           |  | Z | 4.88   | 67.27  | 16.38 |      | 150.0 |         |
| 10424-AAA | IEEE 802.11n (HT Greenfield, 72.2 Mbps, 64-QAM)                                | X | 5.00   | 67.56  | 16.68 | 0.00 | 150.0 | ± 9.6 % |
|           |  | Y | 5.02   | 67.15  | 16.39 |      | 150.0 |         |
|           |  | Z | 4.80   | 67.22  | 16.35 |      | 150.0 |         |
| 10425-AAA | IEEE 802.11n (HT Greenfield, 15 Mbps, BPSK)                                    | X | 5.55   | 67.83  | 16.78 | 0.00 | 150.0 | ± 9.6 % |
|           |  | Y | 5.59   | 67.55  | 16.57 |      | 150.0 |         |
|           |  | Z | 5.40   | 67.57  | 16.55 |      | 150.0 |         |
| 10426-AAA | IEEE 802.11n (HT Greenfield, 90 Mbps, 16-QAM)                                  | X | 5.56   | 67.88  | 16.79 | 0.00 | 150.0 | ± 9.6 % |
|           |  | Y | 5.60   | 67.58  | 16.58 |      | 150.0 |         |
|           |  | Z | 5.41   | 67.59  | 16.56 |      | 150.0 |         |

|           |  |   |        |        |       |      |       |         |
|-----------|--|---|--------|--------|-------|------|-------|---------|
| 10427-AAA | IEEE 802.11n (HT Greenfield, 150 Mbps, 64-QAM)                 | X | 5.59   | 67.91  | 16.80 | 0.00 | 150.0 | ± 9.6 % |
|           |  | Y | 5.63   | 67.61  | 16.59 |      | 150.0 |         |
|           |  | Z | 5.42   | 67.56  | 16.54 |      | 150.0 |         |
| 10430-AAA | LTE-FDD (OFDMA, 5 MHz, E-TM 3.1)                               | X | 4.54   | 71.07  | 18.70 | 0.00 | 150.0 | ± 9.6 % |
|           |  | Y | 4.46   | 69.99  | 18.11 |      | 150.0 |         |
|           |  | Z | 4.20   | 70.41  | 17.89 |      | 150.0 |         |
| 10431-AAA | LTE-FDD (OFDMA, 10 MHz, E-TM 3.1)                              | X | 4.50   | 67.77  | 16.69 | 0.00 | 150.0 | ± 9.6 % |
|           |  | Y | 4.51   | 67.23  | 16.34 |      | 150.0 |         |
|           |  | Z | 4.26   | 67.36  | 16.21 |      | 150.0 |         |
| 10432-AAA | LTE-FDD (OFDMA, 15 MHz, E-TM 3.1)                              | X | 4.78   | 67.63  | 16.67 | 0.00 | 150.0 | ± 9.6 % |
|           |  | Y | 4.80   | 67.18  | 16.37 |      | 150.0 |         |
|           |  | Z | 4.56   | 67.25  | 16.29 |      | 150.0 |         |
| 10433-AAA | LTE-FDD (OFDMA, 20 MHz, E-TM 3.1)                              | X | 5.01   | 67.62  | 16.71 | 0.00 | 150.0 | ± 9.6 % |
|           |  | Y | 5.04   | 67.21  | 16.43 |      | 150.0 |         |
|           |  | Z | 4.81   | 67.25  | 16.37 |      | 150.0 |         |
| 10434-AAA | W-CDMA (BS Test Model 1, 64 DPCH)                              | X | 4.66   | 71.93  | 18.79 | 0.00 | 150.0 | ± 9.6 % |
|           |  | Y | 4.53   | 70.61  | 18.11 |      | 150.0 |         |
|           |  | Z | 4.27   | 71.15  | 17.82 |      | 150.0 |         |
| 10435-AAA | LTE-TDD (SC-FDMA, 1 RB, 20 MHz, QPSK, UL Subframe=2,3,4,7,8,9) | X | 100.00 | 118.35 | 29.82 | 3.23 | 80.0  | ± 9.6 % |
|           |  | Y | 100.00 | 119.61 | 30.82 |      | 80.0  |         |
|           |  | Z | 100.00 | 120.81 | 30.62 |      | 80.0  |         |
| 10447-AAA | LTE-FDD (OFDMA, 5 MHz, E-TM 3.1, Clipping 44%)                 | X | 3.85   | 68.02  | 16.38 | 0.00 | 150.0 | ± 9.6 % |
|           |  | Y | 3.83   | 67.22  | 15.92 |      | 150.0 |         |
|           |  | Z | 3.54   | 67.32  | 15.53 |      | 150.0 |         |
| 10448-AAA | LTE-FDD (OFDMA, 10 MHz, E-TM 3.1, Clipping 44%)                | X | 4.31   | 67.56  | 16.56 | 0.00 | 150.0 | ± 9.6 % |
|           |  | Y | 4.32   | 66.99  | 16.19 |      | 150.0 |         |
|           |  | Z | 4.10   | 67.13  | 16.07 |      | 150.0 |         |
| 10449-AAA | LTE-FDD (OFDMA, 15 MHz, E-TM 3.1, Clipping 44%)                | X | 4.56   | 67.47  | 16.59 | 0.00 | 150.0 | ± 9.6 % |
|           |  | Y | 4.57   | 66.98  | 16.26 |      | 150.0 |         |
|           |  | Z | 4.37   | 67.07  | 16.19 |      | 150.0 |         |
| 10450-AAA | LTE-FDD (OFDMA, 20 MHz, E-TM 3.1, Clipping 44%)                | X | 4.73   | 67.38  | 16.58 | 0.00 | 150.0 | ± 9.6 % |
|           |  | Y | 4.74   | 66.94  | 16.27 |      | 150.0 |         |
|           |  | Z | 4.56   | 67.01  | 16.22 |      | 150.0 |         |
| 10451-AAA | W-CDMA (BS Test Model 1, 64 DPCH, Clipping 44%)                | X | 3.81   | 68.42  | 16.23 | 0.00 | 150.0 | ± 9.6 % |
|           |  | Y | 3.77   | 67.50  | 15.73 |      | 150.0 |         |
|           |  | Z | 3.44   | 67.49  | 15.16 |      | 150.0 |         |
| 10456-AAA | IEEE 802.11ac WiFi (160MHz, 64-QAM, 99pc duty cycle)           | X | 6.40   | 68.45  | 16.93 | 0.00 | 150.0 | ± 9.6 % |
|           |  | Y | 6.44   | 68.23  | 16.77 |      | 150.0 |         |
|           |  | Z | 6.27   | 68.12  | 16.71 |      | 150.0 |         |
| 10457-AAA | UMTS-FDD (DC-HSDPA)  | X | 3.89   | 65.77  | 16.30 | 0.00 | 150.0 | ± 9.6 % |
|           |  | Y | 3.90   | 65.36  | 15.99 |      | 150.0 |         |
|           |  | Z | 3.82   | 65.47  | 15.93 |      | 150.0 |         |
| 10458-AAA | CDMA2000 (1xEV-DO, Rev. B, 2 carriers)                         | X | 3.60   | 67.53  | 15.71 | 0.00 | 150.0 | ± 9.6 % |
|           |  | Y | 3.56   | 66.59  | 15.22 |      | 150.0 |         |
|           |  | Z | 3.27   | 66.88  | 14.62 |      | 150.0 |         |
| 10459-AAA | CDMA2000 (1xEV-DO, Rev. B, 3 carriers)                         | X | 4.70   | 65.53  | 16.21 | 0.00 | 150.0 | ± 9.6 % |
|           |  | Y | 4.63   | 64.60  | 15.71 |      | 150.0 |         |
|           |  | Z | 4.27   | 64.85  | 15.38 |      | 150.0 |         |

|           |   |   |        |        |       |      |       |         |
|-----------|---|---|--------|--------|-------|------|-------|---------|
| 10460-AAA | UMTS-FDD (WCDMA, AMR)   | X | 1.28   | 75.29  | 20.20 | 0.00 | 150.0 | ± 9.6 % |
|           |   | Y | 0.92   | 67.71  | 15.91 |      | 150.0 |         |
|           |   | Z | 0.90   | 67.71  | 15.78 |      | 150.0 |         |
| 10461-AAA | LTE-TDD (SC-FDMA, 1 RB, 1.4 MHz, QPSK, UL Subframe=2,3,4,7,8,9)   | X | 100.00 | 122.97 | 32.01 | 3.29 | 80.0  | ± 9.6 % |
|           |   | Y | 100.00 | 121.34 | 31.70 |      | 80.0  |         |
|           |   | Z | 100.00 | 125.58 | 32.88 |      | 80.0  |         |
| 10462-AAA | LTE-TDD (SC-FDMA, 1 RB, 1.4 MHz, 16-QAM, UL Subframe=2,3,4,7,8,9) | X | 100.00 | 108.03 | 24.84 | 3.23 | 80.0  | ± 9.6 % |
|           |   | Y | 100.00 | 109.86 | 26.18 |      | 80.0  |         |
|           |   | Z | 100.00 | 108.99 | 24.93 |      | 80.0  |         |
| 10463-AAA | LTE-TDD (SC-FDMA, 1 RB, 1.4 MHz, 64-QAM, UL Subframe=2,3,4,7,8,9) | X | 100.00 | 105.21 | 23.49 | 3.23 | 80.0  | ± 9.6 % |
|           |   | Y | 47.92  | 99.26  | 23.13 |      | 80.0  |         |
|           |   | Z | 100.00 | 105.71 | 23.36 |      | 80.0  |         |
| 10464-AAA | LTE-TDD (SC-FDMA, 1 RB, 3 MHz, QPSK, UL Subframe=2,3,4,7,8,9)     | X | 100.00 | 121.12 | 31.00 | 3.23 | 80.0  | ± 9.6 % |
|           |   | Y | 100.00 | 119.76 | 30.82 |      | 80.0  |         |
|           |   | Z | 100.00 | 123.61 | 31.80 |      | 80.0  |         |
| 10465-AAA | LTE-TDD (SC-FDMA, 1 RB, 3 MHz, 16-QAM, UL Subframe=2,3,4,7,8,9)   | X | 100.00 | 107.54 | 24.59 | 3.23 | 80.0  | ± 9.6 % |
|           |   | Y | 92.10  | 108.50 | 25.75 |      | 80.0  |         |
|           |   | Z | 100.00 | 108.47 | 24.68 |      | 80.0  |         |
| 10466-AAA | LTE-TDD (SC-FDMA, 1 RB, 3 MHz, 64-QAM, UL Subframe=2,3,4,7,8,9)   | X | 100.00 | 104.76 | 23.28 | 3.23 | 80.0  | ± 9.6 % |
|           |   | Y | 27.79  | 92.79  | 21.40 |      | 80.0  |         |
|           |   | Z | 53.71  | 98.96  | 21.73 |      | 80.0  |         |
| 10467-AAA | LTE-TDD (SC-FDMA, 1 RB, 5 MHz, QPSK, UL Subframe=2,3,4,7,8,9)     | X | 100.00 | 121.32 | 31.10 | 3.23 | 80.0  | ± 9.6 % |
|           |   | Y | 100.00 | 119.93 | 30.90 |      | 80.0  |         |
|           |   | Z | 100.00 | 123.83 | 31.91 |      | 80.0  |         |
| 10468-AAA | LTE-TDD (SC-FDMA, 1 RB, 5 MHz, 16-QAM, UL Subframe=2,3,4,7,8,9)   | X | 100.00 | 107.68 | 24.66 | 3.23 | 80.0  | ± 9.6 % |
|           |   | Y | 100.00 | 109.58 | 26.02 |      | 80.0  |         |
|           |   | Z | 100.00 | 108.64 | 24.75 |      | 80.0  |         |
| 10469-AAA | LTE-TDD (SC-FDMA, 1 RB, 5 MHz, 64-QAM, UL Subframe=2,3,4,7,8,9)   | X | 100.00 | 104.76 | 23.27 | 3.23 | 80.0  | ± 9.6 % |
|           |   | Y | 28.45  | 93.06  | 21.47 |      | 80.0  |         |
|           |   | Z | 57.15  | 99.60  | 21.88 |      | 80.0  |         |
| 10470-AAA | LTE-TDD (SC-FDMA, 1 RB, 10 MHz, QPSK, UL Subframe=2,3,4,7,8,9)    | X | 100.00 | 121.35 | 31.10 | 3.23 | 80.0  | ± 9.6 % |
|           |   | Y | 100.00 | 119.95 | 30.90 |      | 80.0  |         |
|           |   | Z | 100.00 | 123.86 | 31.91 |      | 80.0  |         |
| 10471-AAA | LTE-TDD (SC-FDMA, 1 RB, 10 MHz, 16-QAM, UL Subframe=2,3,4,7,8,9)  | X | 100.00 | 107.63 | 24.63 | 3.23 | 80.0  | ± 9.6 % |
|           |   | Y | 100.00 | 109.54 | 26.00 |      | 80.0  |         |
|           |   | Z | 100.00 | 108.59 | 24.73 |      | 80.0  |         |
| 10472-AAA | LTE-TDD (SC-FDMA, 1 RB, 10 MHz, 64-QAM, UL Subframe=2,3,4,7,8,9)  | X | 100.00 | 104.72 | 23.24 | 3.23 | 80.0  | ± 9.6 % |
|           |   | Y | 28.52  | 93.08  | 21.46 |      | 80.0  |         |
|           |   | Z | 57.07  | 99.54  | 21.85 |      | 80.0  |         |
| 10473-AAA | LTE-TDD (SC-FDMA, 1 RB, 15 MHz, QPSK, UL Subframe=2,3,4,7,8,9)    | X | 100.00 | 121.32 | 31.09 | 3.23 | 80.0  | ± 9.6 % |
|           |   | Y | 100.00 | 119.92 | 30.89 |      | 80.0  |         |
|           |   | Z | 100.00 | 123.84 | 31.90 |      | 80.0  |         |
| 10474-AAA | LTE-TDD (SC-FDMA, 1 RB, 15 MHz, 16-QAM, UL Subframe=2,3,4,7,8,9)  | X | 100.00 | 107.64 | 24.63 | 3.23 | 80.0  | ± 9.6 % |
|           |   | Y | 100.00 | 109.55 | 26.00 |      | 80.0  |         |
|           |   | Z | 100.00 | 108.60 | 24.73 |      | 80.0  |         |
| 10475-AAA | LTE-TDD (SC-FDMA, 1 RB, 15 MHz, 64-QAM, UL Subframe=2,3,4,7,8,9)  | X | 100.00 | 104.73 | 23.25 | 3.23 | 80.0  | ± 9.6 % |
|           |   | Y | 28.13  | 92.93  | 21.42 |      | 80.0  |         |
|           |   | Z | 55.36  | 99.25  | 21.78 |      | 80.0  |         |

|           |   |   |        |        |       |      |      |         |
|-----------|---|---|--------|--------|-------|------|------|---------|
| 10477-AAA | LTE-TDD (SC-FDMA, 1 RB, 20 MHz, 16-QAM, UL Subframe=2,3,4,7,8,9)    | X | 100.00 | 107.49 | 24.56 | 3.23 | 80.0 | ± 9.6 % |
|           |   | Y | 96.57  | 109.01 | 25.85 |      | 80.0 |         |
|           |   | Z | 100.00 | 108.42 | 24.64 |      | 80.0 |         |
| 10478-AAA | LTE-TDD (SC-FDMA, 1 RB, 20 MHz, 64-QAM, UL Subframe=2,3,4,7,8,9)    | X | 100.00 | 104.68 | 23.23 | 3.23 | 80.0 | ± 9.6 % |
|           |   | Y | 27.68  | 92.72  | 21.36 |      | 80.0 |         |
|           |   | Z | 53.23  | 98.81  | 21.67 |      | 80.0 |         |
| 10479-AAA | LTE-TDD (SC-FDMA, 50% RB, 1.4 MHz, QPSK, UL Subframe=2,3,4,7,8,9)   | X | 26.63  | 104.01 | 29.13 | 3.23 | 80.0 | ± 9.6 % |
|           |   | Y | 9.63   | 86.48  | 23.96 |      | 80.0 |         |
|           |   | Z | 24.30  | 102.59 | 28.22 |      | 80.0 |         |
| 10480-AAA | LTE-TDD (SC-FDMA, 50% RB, 1.4 MHz, 16-QAM, UL Subframe=2,3,4,7,8,9) | X | 38.31  | 102.90 | 27.02 | 3.23 | 80.0 | ± 9.6 % |
|           |   | Y | 11.50  | 85.06  | 22.20 |      | 80.0 |         |
|           |   | Z | 29.11  | 98.49  | 25.10 |      | 80.0 |         |
| 10481-AAA | LTE-TDD (SC-FDMA, 50% RB, 1.4 MHz, 64-QAM, UL Subframe=2,3,4,7,8,9) | X | 30.40  | 98.59  | 25.52 | 3.23 | 80.0 | ± 9.6 % |
|           |   | Y | 10.74  | 83.47  | 21.41 |      | 80.0 |         |
|           |   | Z | 20.94  | 92.98  | 23.18 |      | 80.0 |         |
| 10482-AAA | LTE-TDD (SC-FDMA, 50% RB, 3 MHz, QPSK, UL Subframe=2,3,4,7,8,9)     | X | 8.51   | 84.82  | 22.25 | 2.23 | 80.0 | ± 9.6 % |
|           |   | Y | 5.60   | 77.58  | 19.80 |      | 80.0 |         |
|           |   | Z | 5.41   | 78.09  | 19.19 |      | 80.0 |         |
| 10483-AAA | LTE-TDD (SC-FDMA, 50% RB, 3 MHz, 16-QAM, UL Subframe=2,3,4,7,8,9)   | X | 14.01  | 88.92  | 23.41 | 2.23 | 80.0 | ± 9.6 % |
|           |   | Y | 8.14   | 80.18  | 20.73 |      | 80.0 |         |
|           |   | Z | 9.32   | 82.50  | 20.44 |      | 80.0 |         |
| 10484-AAA | LTE-TDD (SC-FDMA, 50% RB, 3 MHz, 64-QAM, UL Subframe=2,3,4,7,8,9)   | X | 12.47  | 87.00  | 22.82 | 2.23 | 80.0 | ± 9.6 % |
|           |   | Y | 7.81   | 79.33  | 20.43 |      | 80.0 |         |
|           |   | Z | 8.26   | 80.64  | 19.81 |      | 80.0 |         |
| 10485-AAA | LTE-TDD (SC-FDMA, 50% RB, 5 MHz, QPSK, UL Subframe=2,3,4,7,8,9)     | X | 8.06   | 84.25  | 22.66 | 2.23 | 80.0 | ± 9.6 % |
|           |   | Y | 5.75   | 77.87  | 20.37 |      | 80.0 |         |
|           |   | Z | 5.68   | 79.10  | 20.42 |      | 80.0 |         |
| 10486-AAA | LTE-TDD (SC-FDMA, 50% RB, 5 MHz, 16-QAM, UL Subframe=2,3,4,7,8,9)   | X | 5.66   | 75.87  | 19.43 | 2.23 | 80.0 | ± 9.6 % |
|           |   | Y | 4.94   | 72.86  | 18.29 |      | 80.0 |         |
|           |   | Z | 4.62   | 73.05  | 17.69 |      | 80.0 |         |
| 10487-AAA | LTE-TDD (SC-FDMA, 50% RB, 5 MHz, 64-QAM, UL Subframe=2,3,4,7,8,9)   | X | 5.56   | 75.25  | 19.19 | 2.23 | 80.0 | ± 9.6 % |
|           |   | Y | 4.94   | 72.51  | 18.16 |      | 80.0 |         |
|           |   | Z | 4.56   | 72.51  | 17.46 |      | 80.0 |         |
| 10488-AAA | LTE-TDD (SC-FDMA, 50% RB, 10 MHz, QPSK, UL Subframe=2,3,4,7,8,9)    | X | 7.10   | 80.82  | 21.84 | 2.23 | 80.0 | ± 9.6 % |
|           |   | Y | 5.79   | 76.47  | 20.13 |      | 80.0 |         |
|           |   | Z | 5.49   | 77.19  | 20.36 |      | 80.0 |         |
| 10489-AAA | LTE-TDD (SC-FDMA, 50% RB, 10 MHz, 16-QAM, UL Subframe=2,3,4,7,8,9)  | X | 5.34   | 73.87  | 19.44 | 2.23 | 80.0 | ± 9.6 % |
|           |   | Y | 5.00   | 71.87  | 18.57 |      | 80.0 |         |
|           |   | Z | 4.68   | 72.17  | 18.47 |      | 80.0 |         |
| 10490-AAA | LTE-TDD (SC-FDMA, 50% RB, 10 MHz, 64-QAM, UL Subframe=2,3,4,7,8,9)  | X | 5.35   | 73.36  | 19.26 | 2.23 | 80.0 | ± 9.6 % |
|           |   | Y | 5.06   | 71.53  | 18.46 |      | 80.0 |         |
|           |   | Z | 4.74   | 71.87  | 18.36 |      | 80.0 |         |
| 10491-AAA | LTE-TDD (SC-FDMA, 50% RB, 15 MHz, QPSK, UL Subframe=2,3,4,7,8,9)    | X | 6.36   | 77.12  | 20.56 | 2.23 | 80.0 | ± 9.6 % |
|           |   | Y | 5.66   | 74.28  | 19.36 |      | 80.0 |         |
|           |   | Z | 5.31   | 74.67  | 19.54 |      | 80.0 |         |
| 10492-AAA | LTE-TDD (SC-FDMA, 50% RB, 15 MHz, 16-QAM, UL Subframe=2,3,4,7,8,9)  | X | 5.41   | 72.24  | 18.98 | 2.23 | 80.0 | ± 9.6 % |
|           |   | Y | 5.23   | 70.84  | 18.33 |      | 80.0 |         |
|           |   | Z | 4.89   | 71.01  | 18.29 |      | 80.0 |         |

|           |  |   |      |       |       |      |      |         |
|-----------|--|---|------|-------|-------|------|------|---------|
| 10493-AAA | LTE-TDD (SC-FDMA, 50% RB, 15 MHz, 64-QAM, UL Subframe=2,3,4,7,8,9)   | X | 5.44 | 71.94 | 18.88 | 2.23 | 80.0 | ± 9.6 % |
|           |  | Y | 5.28 | 70.63 | 18.27 |      | 80.0 |         |
|           |  | Z | 4.94 | 70.81 | 18.22 |      | 80.0 |         |
| 10494-AAA | LTE-TDD (SC-FDMA, 50% RB, 20 MHz, QPSK, UL Subframe=2,3,4,7,8,9)     | X | 7.43 | 79.70 | 21.31 | 2.23 | 80.0 | ± 9.6 % |
|           |  | Y | 6.30 | 76.13 | 19.88 |      | 80.0 |         |
|           |  | Z | 5.88 | 76.40 | 20.05 |      | 80.0 |         |
| 10495-AAA | LTE-TDD (SC-FDMA, 50% RB, 20 MHz, 16-QAM, UL Subframe=2,3,4,7,8,9)   | X | 5.56 | 72.97 | 19.25 | 2.23 | 80.0 | ± 9.6 % |
|           |  | Y | 5.33 | 71.45 | 18.55 |      | 80.0 |         |
|           |  | Z | 4.97 | 71.48 | 18.50 |      | 80.0 |         |
| 10496-AAA | LTE-TDD (SC-FDMA, 50% RB, 20 MHz, 64-QAM, UL Subframe=2,3,4,7,8,9)   | X | 5.54 | 72.39 | 19.06 | 2.23 | 80.0 | ± 9.6 % |
|           |  | Y | 5.37 | 71.03 | 18.42 |      | 80.0 |         |
|           |  | Z | 5.01 | 71.08 | 18.38 |      | 80.0 |         |
| 10497-AAA | LTE-TDD (SC-FDMA, 100% RB, 1.4 MHz, QPSK, UL Subframe=2,3,4,7,8,9)   | X | 7.31 | 82.38 | 20.82 | 2.23 | 80.0 | ± 9.6 % |
|           |  | Y | 4.87 | 75.75 | 18.64 |      | 80.0 |         |
|           |  | Z | 4.03 | 73.68 | 16.68 |      | 80.0 |         |
| 10498-AAA | LTE-TDD (SC-FDMA, 100% RB, 1.4 MHz, 16-QAM, UL Subframe=2,3,4,7,8,9) | X | 4.73 | 73.29 | 16.69 | 2.23 | 80.0 | ± 9.6 % |
|           |  | Y | 4.12 | 70.77 | 15.97 |      | 80.0 |         |
|           |  | Z | 2.73 | 66.24 | 12.60 |      | 80.0 |         |
| 10499-AAA | LTE-TDD (SC-FDMA, 100% RB, 1.4 MHz, 64-QAM, UL Subframe=2,3,4,7,8,9) | X | 4.59 | 72.54 | 16.27 | 2.23 | 80.0 | ± 9.6 % |
|           |  | Y | 4.10 | 70.38 | 15.70 |      | 80.0 |         |
|           |  | Z | 2.62 | 65.47 | 12.11 |      | 80.0 |         |
| 10500-AAA | LTE-TDD (SC-FDMA, 100% RB, 3 MHz, QPSK, UL Subframe=2,3,4,7,8,9)     | X | 7.19 | 81.83 | 22.01 | 2.23 | 80.0 | ± 9.6 % |
|           |  | Y | 5.57 | 76.69 | 20.07 |      | 80.0 |         |
|           |  | Z | 5.44 | 77.85 | 20.24 |      | 80.0 |         |
| 10501-AAA | LTE-TDD (SC-FDMA, 100% RB, 3 MHz, 16-QAM, UL Subframe=2,3,4,7,8,9)   | X | 5.46 | 74.81 | 19.33 | 2.23 | 80.0 | ± 9.6 % |
|           |  | Y | 4.94 | 72.30 | 18.33 |      | 80.0 |         |
|           |  | Z | 4.65 | 72.67 | 17.97 |      | 80.0 |         |
| 10502-AAA | LTE-TDD (SC-FDMA, 100% RB, 3 MHz, 64-QAM, UL Subframe=2,3,4,7,8,9)   | X | 5.46 | 74.43 | 19.15 | 2.23 | 80.0 | ± 9.6 % |
|           |  | Y | 4.98 | 72.05 | 18.20 |      | 80.0 |         |
|           |  | Z | 4.68 | 72.41 | 17.81 |      | 80.0 |         |
| 10503-AAA | LTE-TDD (SC-FDMA, 100% RB, 5 MHz, QPSK, UL Subframe=2,3,4,7,8,9)     | X | 6.99 | 80.56 | 21.73 | 2.23 | 80.0 | ± 9.6 % |
|           |  | Y | 5.72 | 76.28 | 20.04 |      | 80.0 |         |
|           |  | Z | 5.42 | 76.98 | 20.27 |      | 80.0 |         |
| 10504-AAA | LTE-TDD (SC-FDMA, 100% RB, 5 MHz, 16-QAM, UL Subframe=2,3,4,7,8,9)   | X | 5.31 | 73.78 | 19.39 | 2.23 | 80.0 | ± 9.6 % |
|           |  | Y | 4.98 | 71.79 | 18.52 |      | 80.0 |         |
|           |  | Z | 4.66 | 72.08 | 18.42 |      | 80.0 |         |
| 10505-AAA | LTE-TDD (SC-FDMA, 100% RB, 5 MHz, 64-QAM, UL Subframe=2,3,4,7,8,9)   | X | 5.32 | 73.26 | 19.21 | 2.23 | 80.0 | ± 9.6 % |
|           |  | Y | 5.03 | 71.44 | 18.41 |      | 80.0 |         |
|           |  | Z | 4.72 | 71.78 | 18.31 |      | 80.0 |         |
| 10506-AAA | LTE-TDD (SC-FDMA, 100% RB, 10 MHz, QPSK, UL Subframe=2,3,4,7,8,9)    | X | 7.35 | 79.52 | 21.23 | 2.23 | 80.0 | ± 9.6 % |
|           |  | Y | 6.24 | 75.99 | 19.82 |      | 80.0 |         |
|           |  | Z | 5.83 | 76.25 | 19.98 |      | 80.0 |         |
| 10507-AAA | LTE-TDD (SC-FDMA, 100% RB, 10 MHz, 16-QAM, UL Subframe=2,3,4,7,8,9)  | X | 5.53 | 72.90 | 19.22 | 2.23 | 80.0 | ± 9.6 % |
|           |  | Y | 5.31 | 71.39 | 18.51 |      | 80.0 |         |
|           |  | Z | 4.95 | 71.42 | 18.47 |      | 80.0 |         |



|           |   |   |      |       |       |      |       |         |
|-----------|---|---|------|-------|-------|------|-------|---------|
| 10508-AAA | LTE-TDD (SC-FDMA, 100% RB, 10 MHz, 64-QAM, UL Subframe=2,3,4,7,8,9) | X | 5.52 | 72.31 | 19.02 | 2.23 | 80.0  | ± 9.6 % |
|           |   | Y | 5.35 | 70.96 | 18.38 |      | 80.0  |         |
|           |   | Z | 4.99 | 71.02 | 18.34 |      | 80.0  |         |
| 10509-AAA | LTE-TDD (SC-FDMA, 100% RB, 15 MHz, QPSK, UL Subframe=2,3,4,7,8,9)   | X | 6.86 | 76.40 | 20.08 | 2.23 | 80.0  | ± 9.6 % |
|           |   | Y | 6.23 | 74.05 | 19.09 |      | 80.0  |         |
|           |   | Z | 5.83 | 74.13 | 19.18 |      | 80.0  |         |
| 10510-AAA | LTE-TDD (SC-FDMA, 100% RB, 15 MHz, 16-QAM, UL Subframe=2,3,4,7,8,9) | X | 5.89 | 72.04 | 18.91 | 2.23 | 80.0  | ± 9.6 % |
|           |   | Y | 5.75 | 70.91 | 18.36 |      | 80.0  |         |
|           |   | Z | 5.36 | 70.80 | 18.32 |      | 80.0  |         |
| 10511-AAA | LTE-TDD (SC-FDMA, 100% RB, 15 MHz, 64-QAM, UL Subframe=2,3,4,7,8,9) | X | 5.86 | 71.58 | 18.77 | 2.23 | 80.0  | ± 9.6 % |
|           |   | Y | 5.75 | 70.55 | 18.27 |      | 80.0  |         |
|           |   | Z | 5.39 | 70.48 | 18.23 |      | 80.0  |         |
| 10512-AAA | LTE-TDD (SC-FDMA, 100% RB, 20 MHz, QPSK, UL Subframe=2,3,4,7,8,9)   | X | 7.85 | 79.24 | 20.97 | 2.23 | 80.0  | ± 9.6 % |
|           |   | Y | 6.75 | 76.04 | 19.69 |      | 80.0  |         |
|           |   | Z | 6.30 | 76.05 | 19.77 |      | 80.0  |         |
| 10513-AAA | LTE-TDD (SC-FDMA, 100% RB, 20 MHz, 16-QAM, UL Subframe=2,3,4,7,8,9) | X | 5.88 | 72.72 | 19.16 | 2.23 | 80.0  | ± 9.6 % |
|           |   | Y | 5.70 | 71.43 | 18.55 |      | 80.0  |         |
|           |   | Z | 5.29 | 71.21 | 18.47 |      | 80.0  |         |
| 10514-AAA | LTE-TDD (SC-FDMA, 100% RB, 20 MHz, 64-QAM, UL Subframe=2,3,4,7,8,9) | X | 5.77 | 72.00 | 18.94 | 2.23 | 80.0  | ± 9.6 % |
|           |   | Y | 5.64 | 70.86 | 18.38 |      | 80.0  |         |
|           |   | Z | 5.26 | 70.69 | 18.32 |      | 80.0  |         |
| 10515-AAA | IEEE 802.11b WiFi 2.4 GHz (DSSS, 2 Mbps, 99pc duty cycle)           | X | 1.03 | 64.88 | 16.19 | 0.00 | 150.0 | ± 9.6 % |
|           |   | Y | 0.99 | 63.07 | 14.62 |      | 150.0 |         |
|           |   | Z | 0.99 | 63.20 | 14.56 |      | 150.0 |         |
| 10516-AAA | IEEE 802.11b WiFi 2.4 GHz (DSSS, 5.5 Mbps, 99pc duty cycle)         | X | 1.64 | 91.04 | 26.85 | 0.00 | 150.0 | ± 9.6 % |
|           |   | Y | 0.59 | 69.22 | 16.60 |      | 150.0 |         |
|           |   | Z | 0.59 | 69.23 | 16.57 |      | 150.0 |         |
| 10517-AAA | IEEE 802.11b WiFi 2.4 GHz (DSSS, 11 Mbps, 99pc duty cycle)          | X | 0.96 | 68.68 | 17.89 | 0.00 | 150.0 | ± 9.6 % |
|           |   | Y | 0.84 | 64.94 | 15.18 |      | 150.0 |         |
|           |   | Z | 0.84 | 64.94 | 15.09 |      | 150.0 |         |
| 10518-AAA | IEEE 802.11a/h WiFi 5 GHz (OFDM, 9 Mbps, 99pc duty cycle)           | X | 4.73 | 67.22 | 16.54 | 0.00 | 150.0 | ± 9.6 % |
|           |   | Y | 4.75 | 66.79 | 16.24 |      | 150.0 |         |
|           |   | Z | 4.57 | 66.91 | 16.20 |      | 150.0 |         |
| 10519-AAA | IEEE 802.11a/h WiFi 5 GHz (OFDM, 12 Mbps, 99pc duty cycle)          | X | 4.96 | 67.51 | 16.67 | 0.00 | 150.0 | ± 9.6 % |
|           |   | Y | 4.99 | 67.12 | 16.39 |      | 150.0 |         |
|           |   | Z | 4.76 | 67.15 | 16.33 |      | 150.0 |         |
| 10520-AAA | IEEE 802.11a/h WiFi 5 GHz (OFDM, 18 Mbps, 99pc duty cycle)          | X | 4.82 | 67.52 | 16.62 | 0.00 | 150.0 | ± 9.6 % |
|           |   | Y | 4.84 | 67.09 | 16.32 |      | 150.0 |         |
|           |   | Z | 4.61 | 67.11 | 16.25 |      | 150.0 |         |
| 10521-AAA | IEEE 802.11a/h WiFi 5 GHz (OFDM, 24 Mbps, 99pc duty cycle)          | X | 4.75 | 67.54 | 16.61 | 0.00 | 150.0 | ± 9.6 % |
|           |   | Y | 4.77 | 67.10 | 16.31 |      | 150.0 |         |
|           |   | Z | 4.54 | 67.10 | 16.23 |      | 150.0 |         |
| 10522-AAA | IEEE 802.11a/h WiFi 5 GHz (OFDM, 36 Mbps, 99pc duty cycle)          | X | 4.79 | 67.47 | 16.62 | 0.00 | 150.0 | ± 9.6 % |
|           |   | Y | 4.80 | 67.00 | 16.30 |      | 150.0 |         |
|           |   | Z | 4.60 | 67.19 | 16.31 |      | 150.0 |         |

|           |  |   |      |       |       |      |       |         |
|-----------|--|---|------|-------|-------|------|-------|---------|
| 10523-AAA | IEEE 802.11a/h WiFi 5 GHz (OFDM, 48 Mbps, 99pc duty cycle) | X | 4.66 | 67.41 | 16.50 | 0.00 | 150.0 | ± 9.6 % |
|           |  | Y | 4.67 | 66.95 | 16.18 |      | 150.0 |         |
|           |  | Z | 4.48 | 67.04 | 16.16 |      | 150.0 |         |
| 10524-AAA | IEEE 802.11a/h WiFi 5 GHz (OFDM, 54 Mbps, 99pc duty cycle) | X | 4.74 | 67.44 | 16.62 | 0.00 | 150.0 | ± 9.6 % |
|           |  | Y | 4.76 | 66.99 | 16.31 |      | 150.0 |         |
|           |  | Z | 4.54 | 67.10 | 16.28 |      | 150.0 |         |
| 10525-AAA | IEEE 802.11ac WiFi (20MHz, MCS0, 99pc duty cycle)          | X | 4.69 | 66.48 | 16.21 | 0.00 | 150.0 | ± 9.6 % |
|           |  | Y | 4.70 | 66.02 | 15.89 |      | 150.0 |         |
|           |  | Z | 4.53 | 66.15 | 15.87 |      | 150.0 |         |
| 10526-AAA | IEEE 802.11ac WiFi (20MHz, MCS1, 99pc duty cycle)          | X | 4.91 | 66.90 | 16.35 | 0.00 | 150.0 | ± 9.6 % |
|           |  | Y | 4.91 | 66.43 | 16.04 |      | 150.0 |         |
|           |  | Z | 4.70 | 66.52 | 16.01 |      | 150.0 |         |
| 10527-AAA | IEEE 802.11ac WiFi (20MHz, MCS2, 99pc duty cycle)          | X | 4.82 | 66.89 | 16.32 | 0.00 | 150.0 | ± 9.6 % |
|           |  | Y | 4.83 | 66.42 | 16.00 |      | 150.0 |         |
|           |  | Z | 4.62 | 66.47 | 15.95 |      | 150.0 |         |
| 10528-AAA | IEEE 802.11ac WiFi (20MHz, MCS3, 99pc duty cycle)          | X | 4.84 | 66.91 | 16.35 | 0.00 | 150.0 | ± 9.6 % |
|           |  | Y | 4.85 | 66.44 | 16.03 |      | 150.0 |         |
|           |  | Z | 4.63 | 66.49 | 15.99 |      | 150.0 |         |
| 10529-AAA | IEEE 802.11ac WiFi (20MHz, MCS4, 99pc duty cycle)          | X | 4.84 | 66.91 | 16.35 | 0.00 | 150.0 | ± 9.6 % |
|           |  | Y | 4.85 | 66.44 | 16.03 |      | 150.0 |         |
|           |  | Z | 4.63 | 66.49 | 15.99 |      | 150.0 |         |
| 10531-AAA | IEEE 802.11ac WiFi (20MHz, MCS6, 99pc duty cycle)          | X | 4.86 | 67.08 | 16.39 | 0.00 | 150.0 | ± 9.6 % |
|           |  | Y | 4.87 | 66.60 | 16.06 |      | 150.0 |         |
|           |  | Z | 4.63 | 66.60 | 16.00 |      | 150.0 |         |
| 10532-AAA | IEEE 802.11ac WiFi (20MHz, MCS7, 99pc duty cycle)          | X | 4.71 | 66.97 | 16.35 | 0.00 | 150.0 | ± 9.6 % |
|           |  | Y | 4.72 | 66.49 | 16.02 |      | 150.0 |         |
|           |  | Z | 4.49 | 66.45 | 15.93 |      | 150.0 |         |
| 10533-AAA | IEEE 802.11ac WiFi (20MHz, MCS8, 99pc duty cycle)          | X | 4.86 | 66.93 | 16.33 | 0.00 | 150.0 | ± 9.6 % |
|           |  | Y | 4.87 | 66.45 | 16.01 |      | 150.0 |         |
|           |  | Z | 4.64 | 66.54 | 15.97 |      | 150.0 |         |
| 10534-AAA | IEEE 802.11ac WiFi (40MHz, MCS0, 99pc duty cycle)          | X | 5.34 | 67.03 | 16.36 | 0.00 | 150.0 | ± 9.6 % |
|           |  | Y | 5.36 | 66.66 | 16.11 |      | 150.0 |         |
|           |  | Z | 5.17 | 66.62 | 16.06 |      | 150.0 |         |
| 10535-AAA | IEEE 802.11ac WiFi (40MHz, MCS1, 99pc duty cycle)          | X | 5.42 | 67.17 | 16.42 | 0.00 | 150.0 | ± 9.6 % |
|           |  | Y | 5.43 | 66.80 | 16.16 |      | 150.0 |         |
|           |  | Z | 5.24 | 66.80 | 16.14 |      | 150.0 |         |
| 10536-AAA | IEEE 802.11ac WiFi (40MHz, MCS2, 99pc duty cycle)          | X | 5.29 | 67.18 | 16.41 | 0.00 | 150.0 | ± 9.6 % |
|           |  | Y | 5.30 | 66.78 | 16.13 |      | 150.0 |         |
|           |  | Z | 5.11 | 66.74 | 16.09 |      | 150.0 |         |
| 10537-AAA | IEEE 802.11ac WiFi (40MHz, MCS3, 99pc duty cycle)          | X | 5.35 | 67.14 | 16.39 | 0.00 | 150.0 | ± 9.6 % |
|           |  | Y | 5.36 | 66.75 | 16.12 |      | 150.0 |         |
|           |  | Z | 5.16 | 66.71 | 16.08 |      | 150.0 |         |
| 10538-AAA | IEEE 802.11ac WiFi (40MHz, MCS4, 99pc duty cycle)          | X | 5.47 | 67.20 | 16.46 | 0.00 | 150.0 | ± 9.6 % |
|           |  | Y | 5.49 | 66.85 | 16.21 |      | 150.0 |         |
|           |  | Z | 5.26 | 66.74 | 16.13 |      | 150.0 |         |
| 10540-AAA | IEEE 802.11ac WiFi (40MHz, MCS6, 99pc duty cycle)          | X | 5.36 | 67.15 | 16.45 | 0.00 | 150.0 | ± 9.6 % |
|           |  | Y | 5.38 | 66.77 | 16.18 |      | 150.0 |         |
|           |  | Z | 5.19 | 66.76 | 16.16 |      | 150.0 |         |

|           |   |   |      |       |       |      |       |         |
|-----------|---|---|------|-------|-------|------|-------|---------|
| 10541-AAA | IEEE 802.11ac WiFi (40MHz, MCS7, 99pc duty cycle)   | X | 5.35 | 67.08 | 16.42 | 0.00 | 150.0 | ± 9.6 % |
|           |   | Y | 5.38 | 66.75 | 16.17 |      | 150.0 |         |
|           |   | Z | 5.16 | 66.62 | 16.08 |      | 150.0 |         |
| 10542-AAA | IEEE 802.11ac WiFi (40MHz, MCS8, 99pc duty cycle)   | X | 5.49 | 67.08 | 16.42 | 0.00 | 150.0 | ± 9.6 % |
|           |   | Y | 5.51 | 66.73 | 16.18 |      | 150.0 |         |
|           |   | Z | 5.31 | 66.69 | 16.13 |      | 150.0 |         |
| 10543-AAA | IEEE 802.11ac WiFi (40MHz, MCS9, 99pc duty cycle)   | X | 5.58 | 67.09 | 16.44 | 0.00 | 150.0 | ± 9.6 % |
|           |   | Y | 5.61 | 66.77 | 16.21 |      | 150.0 |         |
|           |   | Z | 5.39 | 66.74 | 16.17 |      | 150.0 |         |
| 10544-AAA | IEEE 802.11ac WiFi (80MHz, MCS0, 99pc duty cycle)   | X | 5.61 | 67.12 | 16.33 | 0.00 | 150.0 | ± 9.6 % |
|           |   | Y | 5.62 | 66.77 | 16.09 |      | 150.0 |         |
|           |   | Z | 5.48 | 66.74 | 16.05 |      | 150.0 |         |
| 10545-AAA | IEEE 802.11ac WiFi (80MHz, MCS1, 99pc duty cycle)   | X | 5.83 | 67.51 | 16.46 | 0.00 | 150.0 | ± 9.6 % |
|           |   | Y | 5.84 | 67.15 | 16.22 |      | 150.0 |         |
|           |   | Z | 5.68 | 67.16 | 16.22 |      | 150.0 |         |
| 10546-AAA | IEEE 802.11ac WiFi (80MHz, MCS2, 99pc duty cycle)   | X | 5.72 | 67.42 | 16.44 | 0.00 | 150.0 | ± 9.6 % |
|           |   | Y | 5.73 | 67.08 | 16.20 |      | 150.0 |         |
|           |   | Z | 5.55 | 66.95 | 16.13 |      | 150.0 |         |
| 10547-AAA | IEEE 802.11ac WiFi (80MHz, MCS3, 99pc duty cycle)   | X | 5.81 | 67.48 | 16.46 | 0.00 | 150.0 | ± 9.6 % |
|           |   | Y | 5.83 | 67.17 | 16.24 |      | 150.0 |         |
|           |   | Z | 5.62 | 66.99 | 16.14 |      | 150.0 |         |
| 10548-AAA | IEEE 802.11ac WiFi (80MHz, MCS4, 99pc duty cycle)   | X | 6.10 | 68.50 | 16.94 | 0.00 | 150.0 | ± 9.6 % |
|           |   | Y | 6.15 | 68.24 | 16.74 |      | 150.0 |         |
|           |   | Z | 5.89 | 67.98 | 16.61 |      | 150.0 |         |
| 10550-AAA | IEEE 802.11ac WiFi (80MHz, MCS6, 99pc duty cycle)   | X | 5.74 | 67.36 | 16.42 | 0.00 | 150.0 | ± 9.6 % |
|           |   | Y | 5.75 | 67.01 | 16.18 |      | 150.0 |         |
|           |   | Z | 5.57 | 66.96 | 16.14 |      | 150.0 |         |
| 10551-AAA | IEEE 802.11ac WiFi (80MHz, MCS7, 99pc duty cycle)   | X | 5.76 | 67.47 | 16.43 | 0.00 | 150.0 | ± 9.6 % |
|           |   | Y | 5.78 | 67.14 | 16.20 |      | 150.0 |         |
|           |   | Z | 5.58 | 67.00 | 16.12 |      | 150.0 |         |
| 10552-AAA | IEEE 802.11ac WiFi (80MHz, MCS8, 99pc duty cycle)   | X | 5.66 | 67.23 | 16.33 | 0.00 | 150.0 | ± 9.6 % |
|           |   | Y | 5.67 | 66.89 | 16.10 |      | 150.0 |         |
|           |   | Z | 5.49 | 66.80 | 16.03 |      | 150.0 |         |
| 10553-AAA | IEEE 802.11ac WiFi (80MHz, MCS9, 99pc duty cycle)   | X | 5.75 | 67.26 | 16.37 | 0.00 | 150.0 | ± 9.6 % |
|           |   | Y | 5.76 | 66.93 | 16.14 |      | 150.0 |         |
|           |   | Z | 5.58 | 66.84 | 16.08 |      | 150.0 |         |
| 10554-AAA | IEEE 1602.11ac WiFi (160MHz, MCS0, 99pc duty cycle) | X | 6.01 | 67.49 | 16.42 | 0.00 | 150.0 | ± 9.6 % |
|           |   | Y | 6.02 | 67.17 | 16.20 |      | 150.0 |         |
|           |   | Z | 5.89 | 67.10 | 16.15 |      | 150.0 |         |
| 10555-AAA | IEEE 1602.11ac WiFi (160MHz, MCS1, 99pc duty cycle) | X | 6.17 | 67.85 | 16.56 | 0.00 | 150.0 | ± 9.6 % |
|           |   | Y | 6.20 | 67.56 | 16.36 |      | 150.0 |         |
|           |   | Z | 6.02 | 67.41 | 16.28 |      | 150.0 |         |
| 10556-AAA | IEEE 1602.11ac WiFi (160MHz, MCS2, 99pc duty cycle) | X | 6.18 | 67.83 | 16.55 | 0.00 | 150.0 | ± 9.6 % |
|           |   | Y | 6.19 | 67.51 | 16.33 |      | 150.0 |         |
|           |   | Z | 6.04 | 67.46 | 16.30 |      | 150.0 |         |
| 10557-AAA | IEEE 1602.11ac WiFi (160MHz, MCS3, 99pc duty cycle) | X | 6.17 | 67.82 | 16.57 | 0.00 | 150.0 | ± 9.6 % |
|           |   | Y | 6.19 | 67.52 | 16.36 |      | 150.0 |         |
|           |   | Z | 6.00 | 67.36 | 16.27 |      | 150.0 |         |

|           |   |   |        |        |       |      |       |         |
|-----------|---|---|--------|--------|-------|------|-------|---------|
| 10558-AAA | IEEE 1602.11ac WiFi (160MHz, MCS4, 99pc duty cycle)             | X | 6.23   | 68.01  | 16.68 | 0.00 | 150.0 | ± 9.6 % |
|           |   | Y | 6.25   | 67.72  | 16.47 |      | 150.0 |         |
|           |   | Z | 6.05   | 67.53  | 16.37 |      | 150.0 |         |
| 10560-AAA | IEEE 1602.11ac WiFi (160MHz, MCS6, 99pc duty cycle)             | X | 6.22   | 67.85  | 16.63 | 0.00 | 150.0 | ± 9.6 % |
|           |   | Y | 6.25   | 67.56  | 16.43 |      | 150.0 |         |
|           |   | Z | 6.05   | 67.37  | 16.33 |      | 150.0 |         |
| 10561-AAA | IEEE 1602.11ac WiFi (160MHz, MCS7, 99pc duty cycle)             | X | 6.13   | 67.79  | 16.64 | 0.00 | 150.0 | ± 9.6 % |
|           |   | Y | 6.15   | 67.49  | 16.43 |      | 150.0 |         |
|           |   | Z | 5.97   | 67.35  | 16.35 |      | 150.0 |         |
| 10562-AAA | IEEE 1602.11ac WiFi (160MHz, MCS8, 99pc duty cycle)             | X | 6.29   | 68.28  | 16.89 | 0.00 | 150.0 | ± 9.6 % |
|           |   | Y | 6.33   | 68.01  | 16.70 |      | 150.0 |         |
|           |   | Z | 6.10   | 67.74  | 16.55 |      | 150.0 |         |
| 10563-AAA | IEEE 1602.11ac WiFi (160MHz, MCS9, 99pc duty cycle)             | X | 6.57   | 68.63  | 17.00 | 0.00 | 150.0 | ± 9.6 % |
|           |   | Y | 6.57   | 68.27  | 16.77 |      | 150.0 |         |
|           |   | Z | 6.35   | 68.10  | 16.68 |      | 150.0 |         |
| 10564-AAA | IEEE 802.11g WiFi 2.4 GHz (DSSS-OFDM, 9 Mbps, 99pc duty cycle)  | X | 5.07   | 67.31  | 16.69 | 0.46 | 150.0 | ± 9.6 % |
|           |   | Y | 5.10   | 66.95  | 16.44 |      | 150.0 |         |
|           |   | Z | 4.91   | 67.04  | 16.40 |      | 150.0 |         |
| 10565-AAA | IEEE 802.11g WiFi 2.4 GHz (DSSS-OFDM, 12 Mbps, 99pc duty cycle) | X | 5.34   | 67.80  | 17.01 | 0.46 | 150.0 | ± 9.6 % |
|           |   | Y | 5.38   | 67.46  | 16.78 |      | 150.0 |         |
|           |   | Z | 5.14   | 67.47  | 16.71 |      | 150.0 |         |
| 10566-AAA | IEEE 802.11g WiFi 2.4 GHz (DSSS-OFDM, 18 Mbps, 99pc duty cycle) | X | 5.17   | 67.69  | 16.85 | 0.46 | 150.0 | ± 9.6 % |
|           |   | Y | 5.21   | 67.33  | 16.61 |      | 150.0 |         |
|           |   | Z | 4.97   | 67.33  | 16.54 |      | 150.0 |         |
| 10567-AAA | IEEE 802.11g WiFi 2.4 GHz (DSSS-OFDM, 24 Mbps, 99pc duty cycle) | X | 5.20   | 68.09  | 17.20 | 0.46 | 150.0 | ± 9.6 % |
|           |   | Y | 5.23   | 67.71  | 16.94 |      | 150.0 |         |
|           |   | Z | 5.00   | 67.68  | 16.86 |      | 150.0 |         |
| 10568-AAA | IEEE 802.11g WiFi 2.4 GHz (DSSS-OFDM, 36 Mbps, 99pc duty cycle) | X | 5.08   | 67.38  | 16.59 | 0.46 | 150.0 | ± 9.6 % |
|           |   | Y | 5.11   | 67.01  | 16.33 |      | 150.0 |         |
|           |   | Z | 4.90   | 67.16  | 16.34 |      | 150.0 |         |
| 10569-AAA | IEEE 802.11g WiFi 2.4 GHz (DSSS-OFDM, 48 Mbps, 99pc duty cycle) | X | 5.14   | 68.11  | 17.22 | 0.46 | 150.0 | ± 9.6 % |
|           |   | Y | 5.16   | 67.71  | 16.95 |      | 150.0 |         |
|           |   | Z | 4.96   | 67.77  | 16.91 |      | 150.0 |         |
| 10570-AAA | IEEE 802.11g WiFi 2.4 GHz (DSSS-OFDM, 54 Mbps, 99pc duty cycle) | X | 5.18   | 67.92  | 17.15 | 0.46 | 150.0 | ± 9.6 % |
|           |   | Y | 5.21   | 67.52  | 16.88 |      | 150.0 |         |
|           |   | Z | 4.99   | 67.63  | 16.86 |      | 150.0 |         |
| 10571-AAA | IEEE 802.11b WiFi 2.4 GHz (DSSS, 1 Mbps, 90pc duty cycle)       | X | 1.45   | 67.97  | 17.69 | 0.46 | 130.0 | ± 9.6 % |
|           |   | Y | 1.38   | 65.84  | 16.15 |      | 130.0 |         |
|           |   | Z | 1.34   | 65.80  | 16.05 |      | 130.0 |         |
| 10572-AAA | IEEE 802.11b WiFi 2.4 GHz (DSSS, 2 Mbps, 90pc duty cycle)       | X | 1.49   | 68.86  | 18.18 | 0.46 | 130.0 | ± 9.6 % |
|           |   | Y | 1.40   | 66.47  | 16.51 |      | 130.0 |         |
|           |   | Z | 1.36   | 66.39  | 16.40 |      | 130.0 |         |
| 10573-AAA | IEEE 802.11b WiFi 2.4 GHz (DSSS, 5.5 Mbps, 90pc duty cycle)     | X | 100.00 | 149.30 | 40.22 | 0.46 | 130.0 | ± 9.6 % |
|           |   | Y | 3.11   | 88.03  | 23.54 |      | 130.0 |         |
|           |   | Z | 3.23   | 89.37  | 24.00 |      | 130.0 |         |
| 10574-AAA | IEEE 802.11b WiFi 2.4 GHz (DSSS, 11 Mbps, 90pc duty cycle)      | X | 2.21   | 80.01  | 23.13 | 0.46 | 130.0 | ± 9.6 % |
|           |   | Y | 1.65   | 72.75  | 19.44 |      | 130.0 |         |
|           |   | Z | 1.56   | 72.33  | 19.21 |      | 130.0 |         |

|           |   |   |      |       |       |      |       |         |
|-----------|---|---|------|-------|-------|------|-------|---------|
| 10575-AAA | IEEE 802.11g WiFi 2.4 GHz (DSSS-OFDM, 6 Mbps, 90pc duty cycle)  | X | 4.88 | 67.15 | 16.77 | 0.46 | 130.0 | ± 9.6 % |
|           |   | Y | 4.92 | 66.81 | 16.54 |      | 130.0 |         |
|           |   | Z | 4.73 | 66.93 | 16.51 |      | 130.0 |         |
| 10576-AAA | IEEE 802.11g WiFi 2.4 GHz (DSSS-OFDM, 9 Mbps, 90pc duty cycle)  | X | 4.91 | 67.32 | 16.84 | 0.46 | 130.0 | ± 9.6 % |
|           |   | Y | 4.94 | 66.97 | 16.61 |      | 130.0 |         |
|           |   | Z | 4.75 | 67.08 | 16.56 |      | 130.0 |         |
| 10577-AAA | IEEE 802.11g WiFi 2.4 GHz (DSSS-OFDM, 12 Mbps, 90pc duty cycle) | X | 5.15 | 67.65 | 17.01 | 0.46 | 130.0 | ± 9.6 % |
|           |   | Y | 5.20 | 67.33 | 16.79 |      | 130.0 |         |
|           |   | Z | 4.96 | 67.36 | 16.73 |      | 130.0 |         |
| 10578-AAA | IEEE 802.11g WiFi 2.4 GHz (DSSS-OFDM, 18 Mbps, 90pc duty cycle) | X | 5.05 | 67.86 | 17.13 | 0.46 | 130.0 | ± 9.6 % |
|           |   | Y | 5.09 | 67.50 | 16.89 |      | 130.0 |         |
|           |   | Z | 4.85 | 67.51 | 16.82 |      | 130.0 |         |
| 10579-AAA | IEEE 802.11g WiFi 2.4 GHz (DSSS-OFDM, 24 Mbps, 90pc duty cycle) | X | 4.82 | 67.24 | 16.51 | 0.46 | 130.0 | ± 9.6 % |
|           |   | Y | 4.87 | 66.90 | 16.27 |      | 130.0 |         |
|           |   | Z | 4.63 | 66.89 | 16.19 |      | 130.0 |         |
| 10580-AAA | IEEE 802.11g WiFi 2.4 GHz (DSSS-OFDM, 36 Mbps, 90pc duty cycle) | X | 4.86 | 67.17 | 16.48 | 0.46 | 130.0 | ± 9.6 % |
|           |   | Y | 4.91 | 66.83 | 16.25 |      | 130.0 |         |
|           |   | Z | 4.68 | 66.92 | 16.22 |      | 130.0 |         |
| 10581-AAA | IEEE 802.11g WiFi 2.4 GHz (DSSS-OFDM, 48 Mbps, 90pc duty cycle) | X | 4.96 | 67.97 | 17.11 | 0.46 | 130.0 | ± 9.6 % |
|           |   | Y | 5.00 | 67.61 | 16.86 |      | 130.0 |         |
|           |   | Z | 4.76 | 67.57 | 16.77 |      | 130.0 |         |
| 10582-AAA | IEEE 802.11g WiFi 2.4 GHz (DSSS-OFDM, 54 Mbps, 90pc duty cycle) | X | 4.78 | 66.97 | 16.29 | 0.46 | 130.0 | ± 9.6 % |
|           |   | Y | 4.83 | 66.64 | 16.06 |      | 130.0 |         |
|           |   | Z | 4.58 | 66.67 | 16.00 |      | 130.0 |         |
| 10583-AAA | IEEE 802.11a/h WiFi 5 GHz (OFDM, 6 Mbps, 90pc duty cycle)       | X | 4.88 | 67.15 | 16.77 | 0.46 | 130.0 | ± 9.6 % |
|           |   | Y | 4.92 | 66.81 | 16.54 |      | 130.0 |         |
|           |   | Z | 4.73 | 66.93 | 16.51 |      | 130.0 |         |
| 10584-AAA | IEEE 802.11a/h WiFi 5 GHz (OFDM, 9 Mbps, 90pc duty cycle)       | X | 4.91 | 67.32 | 16.84 | 0.46 | 130.0 | ± 9.6 % |
|           |   | Y | 4.94 | 66.97 | 16.61 |      | 130.0 |         |
|           |   | Z | 4.75 | 67.08 | 16.56 |      | 130.0 |         |
| 10585-AAA | IEEE 802.11a/h WiFi 5 GHz (OFDM, 12 Mbps, 90pc duty cycle)      | X | 5.15 | 67.65 | 17.01 | 0.46 | 130.0 | ± 9.6 % |
|           |   | Y | 5.20 | 67.33 | 16.79 |      | 130.0 |         |
|           |   | Z | 4.96 | 67.36 | 16.73 |      | 130.0 |         |
| 10586-AAA | IEEE 802.11a/h WiFi 5 GHz (OFDM, 18 Mbps, 90pc duty cycle)      | X | 5.05 | 67.86 | 17.13 | 0.46 | 130.0 | ± 9.6 % |
|           |   | Y | 5.09 | 67.50 | 16.89 |      | 130.0 |         |
|           |   | Z | 4.85 | 67.51 | 16.82 |      | 130.0 |         |
| 10587-AAA | IEEE 802.11a/h WiFi 5 GHz (OFDM, 24 Mbps, 90pc duty cycle)      | X | 4.82 | 67.24 | 16.51 | 0.46 | 130.0 | ± 9.6 % |
|           |   | Y | 4.87 | 66.90 | 16.27 |      | 130.0 |         |
|           |   | Z | 4.63 | 66.89 | 16.19 |      | 130.0 |         |
| 10588-AAA | IEEE 802.11a/h WiFi 5 GHz (OFDM, 36 Mbps, 90pc duty cycle)      | X | 4.86 | 67.17 | 16.48 | 0.46 | 130.0 | ± 9.6 % |
|           |   | Y | 4.91 | 66.83 | 16.25 |      | 130.0 |         |
|           |   | Z | 4.68 | 66.92 | 16.22 |      | 130.0 |         |
| 10589-AAA | IEEE 802.11a/h WiFi 5 GHz (OFDM, 48 Mbps, 90pc duty cycle)      | X | 4.96 | 67.97 | 17.11 | 0.46 | 130.0 | ± 9.6 % |
|           |   | Y | 5.00 | 67.61 | 16.86 |      | 130.0 |         |
|           |   | Z | 4.76 | 67.57 | 16.77 |      | 130.0 |         |
| 10590-AAA | IEEE 802.11a/h WiFi 5 GHz (OFDM, 54 Mbps, 90pc duty cycle)      | X | 4.78 | 66.97 | 16.29 | 0.46 | 130.0 | ± 9.6 % |
|           |   | Y | 4.83 | 66.64 | 16.06 |      | 130.0 |         |
|           |   | Z | 4.58 | 66.67 | 16.00 |      | 130.0 |         |

|           |   |   |      |       |       |      |       |         |
|-----------|---|---|------|-------|-------|------|-------|---------|
| 10591-AAA | IEEE 802.11n (HT Mixed, 20MHz, MCS0, 90pc duty cycle) | X | 5.03 | 67.20 | 16.86 | 0.46 | 130.0 | ± 9.6 % |
|           |   | Y | 5.07 | 66.88 | 16.64 |      | 130.0 |         |
|           |   | Z | 4.88 | 66.97 | 16.60 |      | 130.0 |         |
| 10592-AAA | IEEE 802.11n (HT Mixed, 20MHz, MCS1, 90pc duty cycle) | X | 5.21 | 67.55 | 16.98 | 0.46 | 130.0 | ± 9.6 % |
|           |   | Y | 5.26 | 67.23 | 16.76 |      | 130.0 |         |
|           |   | Z | 5.03 | 67.30 | 16.73 |      | 130.0 |         |
| 10593-AAA | IEEE 802.11n (HT Mixed, 20MHz, MCS2, 90pc duty cycle) | X | 5.14 | 67.52 | 16.89 | 0.46 | 130.0 | ± 9.6 % |
|           |   | Y | 5.19 | 67.20 | 16.68 |      | 130.0 |         |
|           |   | Z | 4.96 | 67.23 | 16.62 |      | 130.0 |         |
| 10594-AAA | IEEE 802.11n (HT Mixed, 20MHz, MCS3, 90pc duty cycle) | X | 5.19 | 67.66 | 17.03 | 0.46 | 130.0 | ± 9.6 % |
|           |   | Y | 5.24 | 67.33 | 16.81 |      | 130.0 |         |
|           |   | Z | 5.01 | 67.38 | 16.76 |      | 130.0 |         |
| 10595-AAA | IEEE 802.11n (HT Mixed, 20MHz, MCS4, 90pc duty cycle) | X | 5.17 | 67.65 | 16.95 | 0.46 | 130.0 | ± 9.6 % |
|           |   | Y | 5.23 | 67.33 | 16.73 |      | 130.0 |         |
|           |   | Z | 4.98 | 67.35 | 16.67 |      | 130.0 |         |
| 10596-AAA | IEEE 802.11n (HT Mixed, 20MHz, MCS5, 90pc duty cycle) | X | 5.11 | 67.64 | 16.94 | 0.46 | 130.0 | ± 9.6 % |
|           |   | Y | 5.16 | 67.30 | 16.71 |      | 130.0 |         |
|           |   | Z | 4.92 | 67.35 | 16.67 |      | 130.0 |         |
| 10597-AAA | IEEE 802.11n (HT Mixed, 20MHz, MCS6, 90pc duty cycle) | X | 5.06 | 67.59 | 16.86 | 0.46 | 130.0 | ± 9.6 % |
|           |   | Y | 5.11 | 67.26 | 16.64 |      | 130.0 |         |
|           |   | Z | 4.87 | 67.26 | 16.56 |      | 130.0 |         |
| 10598-AAA | IEEE 802.11n (HT Mixed, 20MHz, MCS7, 90pc duty cycle) | X | 5.05 | 67.87 | 17.14 | 0.46 | 130.0 | ± 9.6 % |
|           |   | Y | 5.09 | 67.53 | 16.91 |      | 130.0 |         |
|           |   | Z | 4.85 | 67.47 | 16.80 |      | 130.0 |         |
| 10599-AAA | IEEE 802.11n (HT Mixed, 40MHz, MCS0, 90pc duty cycle) | X | 5.68 | 67.76 | 17.01 | 0.46 | 130.0 | ± 9.6 % |
|           |   | Y | 5.74 | 67.54 | 16.84 |      | 130.0 |         |
|           |   | Z | 5.54 | 67.51 | 16.80 |      | 130.0 |         |
| 10600-AAA | IEEE 802.11n (HT Mixed, 40MHz, MCS1, 90pc duty cycle) | X | 5.91 | 68.42 | 17.31 | 0.46 | 130.0 | ± 9.6 % |
|           |   | Y | 6.00 | 68.29 | 17.19 |      | 130.0 |         |
|           |   | Z | 5.69 | 67.96 | 17.01 |      | 130.0 |         |
| 10601-AAA | IEEE 802.11n (HT Mixed, 40MHz, MCS2, 90pc duty cycle) | X | 5.75 | 68.03 | 17.13 | 0.46 | 130.0 | ± 9.6 % |
|           |   | Y | 5.81 | 67.81 | 16.96 |      | 130.0 |         |
|           |   | Z | 5.57 | 67.70 | 16.89 |      | 130.0 |         |
| 10602-AAA | IEEE 802.11n (HT Mixed, 40MHz, MCS3, 90pc duty cycle) | X | 5.85 | 68.05 | 17.05 | 0.46 | 130.0 | ± 9.6 % |
|           |   | Y | 5.93 | 67.91 | 16.93 |      | 130.0 |         |
|           |   | Z | 5.67 | 67.73 | 16.83 |      | 130.0 |         |
| 10603-AAA | IEEE 802.11n (HT Mixed, 40MHz, MCS4, 90pc duty cycle) | X | 5.97 | 68.46 | 17.38 | 0.46 | 130.0 | ± 9.6 % |
|           |   | Y | 6.05 | 68.29 | 17.25 |      | 130.0 |         |
|           |   | Z | 5.74 | 68.01 | 17.09 |      | 130.0 |         |
| 10604-AAA | IEEE 802.11n (HT Mixed, 40MHz, MCS5, 90pc duty cycle) | X | 5.70 | 67.75 | 17.03 | 0.46 | 130.0 | ± 9.6 % |
|           |   | Y | 5.76 | 67.53 | 16.86 |      | 130.0 |         |
|           |   | Z | 5.55 | 67.48 | 16.81 |      | 130.0 |         |
| 10605-AAA | IEEE 802.11n (HT Mixed, 40MHz, MCS6, 90pc duty cycle) | X | 5.80 | 68.03 | 17.16 | 0.46 | 130.0 | ± 9.6 % |
|           |   | Y | 5.86 | 67.81 | 17.00 |      | 130.0 |         |
|           |   | Z | 5.67 | 67.84 | 17.00 |      | 130.0 |         |
| 10606-AAA | IEEE 802.11n (HT Mixed, 40MHz, MCS7, 90pc duty cycle) | X | 5.58 | 67.53 | 16.79 | 0.46 | 130.0 | ± 9.6 % |
|           |   | Y | 5.62 | 67.26 | 16.60 |      | 130.0 |         |
|           |   | Z | 5.41 | 67.19 | 16.54 |      | 130.0 |         |

|           |   |   |      |       |       |      |       |         |
|-----------|---|---|------|-------|-------|------|-------|---------|
| 10607-AAA | IEEE 802.11ac WiFi (20MHz, MCS0, 90pc duty cycle) | X | 4.86 | 66.52 | 16.48 | 0.46 | 130.0 | ± 9.6 % |
|           |   | Y | 4.89 | 66.14 | 16.23 |      | 130.0 |         |
|           |   | Z | 4.71 | 66.27 | 16.21 |      | 130.0 |         |
| 10608-AAA | IEEE 802.11ac WiFi (20MHz, MCS1, 90pc duty cycle) | X | 5.09 | 66.96 | 16.64 | 0.46 | 130.0 | ± 9.6 % |
|           |   | Y | 5.12 | 66.58 | 16.39 |      | 130.0 |         |
|           |   | Z | 4.90 | 66.67 | 16.37 |      | 130.0 |         |
| 10609-AAA | IEEE 802.11ac WiFi (20MHz, MCS2, 90pc duty cycle) | X | 4.98 | 66.85 | 16.52 | 0.46 | 130.0 | ± 9.6 % |
|           |   | Y | 5.01 | 66.47 | 16.26 |      | 130.0 |         |
|           |   | Z | 4.79 | 66.53 | 16.22 |      | 130.0 |         |
| 10610-AAA | IEEE 802.11ac WiFi (20MHz, MCS3, 90pc duty cycle) | X | 5.03 | 67.01 | 16.67 | 0.46 | 130.0 | ± 9.6 % |
|           |   | Y | 5.06 | 66.63 | 16.42 |      | 130.0 |         |
|           |   | Z | 4.84 | 66.68 | 16.37 |      | 130.0 |         |
| 10611-AAA | IEEE 802.11ac WiFi (20MHz, MCS4, 90pc duty cycle) | X | 4.96 | 66.86 | 16.54 | 0.46 | 130.0 | ± 9.6 % |
|           |   | Y | 4.99 | 66.50 | 16.29 |      | 130.0 |         |
|           |   | Z | 4.76 | 66.50 | 16.23 |      | 130.0 |         |
| 10612-AAA | IEEE 802.11ac WiFi (20MHz, MCS5, 90pc duty cycle) | X | 4.97 | 67.00 | 16.58 | 0.46 | 130.0 | ± 9.6 % |
|           |   | Y | 5.01 | 66.61 | 16.31 |      | 130.0 |         |
|           |   | Z | 4.77 | 66.66 | 16.28 |      | 130.0 |         |
| 10613-AAA | IEEE 802.11ac WiFi (20MHz, MCS6, 90pc duty cycle) | X | 4.99 | 66.94 | 16.49 | 0.46 | 130.0 | ± 9.6 % |
|           |   | Y | 5.03 | 66.55 | 16.23 |      | 130.0 |         |
|           |   | Z | 4.77 | 66.56 | 16.17 |      | 130.0 |         |
| 10614-AAA | IEEE 802.11ac WiFi (20MHz, MCS7, 90pc duty cycle) | X | 4.92 | 67.15 | 16.73 | 0.46 | 130.0 | ± 9.6 % |
|           |   | Y | 4.95 | 66.76 | 16.47 |      | 130.0 |         |
|           |   | Z | 4.71 | 66.71 | 16.38 |      | 130.0 |         |
| 10615-AAA | IEEE 802.11ac WiFi (20MHz, MCS8, 90pc duty cycle) | X | 4.95 | 66.65 | 16.31 | 0.46 | 130.0 | ± 9.6 % |
|           |   | Y | 4.99 | 66.28 | 16.06 |      | 130.0 |         |
|           |   | Z | 4.76 | 66.36 | 16.03 |      | 130.0 |         |
| 10616-AAA | IEEE 802.11ac WiFi (40MHz, MCS0, 90pc duty cycle) | X | 5.51 | 67.07 | 16.65 | 0.46 | 130.0 | ± 9.6 % |
|           |   | Y | 5.55 | 66.78 | 16.45 |      | 130.0 |         |
|           |   | Z | 5.35 | 66.74 | 16.40 |      | 130.0 |         |
| 10617-AAA | IEEE 802.11ac WiFi (40MHz, MCS1, 90pc duty cycle) | X | 5.58 | 67.18 | 16.67 | 0.46 | 130.0 | ± 9.6 % |
|           |   | Y | 5.62 | 66.89 | 16.46 |      | 130.0 |         |
|           |   | Z | 5.43 | 66.92 | 16.46 |      | 130.0 |         |
| 10618-AAA | IEEE 802.11ac WiFi (40MHz, MCS2, 90pc duty cycle) | X | 5.47 | 67.27 | 16.74 | 0.46 | 130.0 | ± 9.6 % |
|           |   | Y | 5.50 | 66.95 | 16.52 |      | 130.0 |         |
|           |   | Z | 5.31 | 66.92 | 16.47 |      | 130.0 |         |
| 10619-AAA | IEEE 802.11ac WiFi (40MHz, MCS3, 90pc duty cycle) | X | 5.49 | 67.07 | 16.57 | 0.46 | 130.0 | ± 9.6 % |
|           |   | Y | 5.52 | 66.76 | 16.36 |      | 130.0 |         |
|           |   | Z | 5.33 | 66.76 | 16.33 |      | 130.0 |         |
| 10620-AAA | IEEE 802.11ac WiFi (40MHz, MCS4, 90pc duty cycle) | X | 5.62 | 67.19 | 16.68 | 0.46 | 130.0 | ± 9.6 % |
|           |   | Y | 5.67 | 66.93 | 16.49 |      | 130.0 |         |
|           |   | Z | 5.42 | 66.79 | 16.40 |      | 130.0 |         |
| 10621-AAA | IEEE 802.11ac WiFi (40MHz, MCS5, 90pc duty cycle) | X | 5.59 | 67.25 | 16.82 | 0.46 | 130.0 | ± 9.6 % |
|           |   | Y | 5.63 | 66.98 | 16.62 |      | 130.0 |         |
|           |   | Z | 5.41 | 66.88 | 16.56 |      | 130.0 |         |
| 10622-AAA | IEEE 802.11ac WiFi (40MHz, MCS6, 90pc duty cycle) | X | 5.58 | 67.35 | 16.86 | 0.46 | 130.0 | ± 9.6 % |
|           |   | Y | 5.62 | 67.06 | 16.66 |      | 130.0 |         |
|           |   | Z | 5.43 | 67.06 | 16.64 |      | 130.0 |         |

|           |   |   |      |       |       |      |       |         |
|-----------|---|---|------|-------|-------|------|-------|---------|
| 10623-AAA | IEEE 802.11ac WiFi (40MHz, MCS7, 90pc duty cycle)   | X | 5.48 | 66.99 | 16.57 | 0.46 | 130.0 | ± 9.6 % |
|           |   | Y | 5.54 | 66.75 | 16.40 |      | 130.0 |         |
|           |   | Z | 5.31 | 66.61 | 16.29 |      | 130.0 |         |
| 10624-AAA | IEEE 802.11ac WiFi (40MHz, MCS8, 90pc duty cycle)   | X | 5.65 | 67.09 | 16.68 | 0.46 | 130.0 | ± 9.6 % |
|           |   | Y | 5.69 | 66.81 | 16.49 |      | 130.0 |         |
|           |   | Z | 5.50 | 66.79 | 16.45 |      | 130.0 |         |
| 10625-AAA | IEEE 802.11ac WiFi (40MHz, MCS9, 90pc duty cycle)   | X | 6.03 | 68.01 | 17.18 | 0.46 | 130.0 | ± 9.6 % |
|           |   | Y | 6.05 | 67.65 | 16.95 |      | 130.0 |         |
|           |   | Z | 5.88 | 67.81 | 17.01 |      | 130.0 |         |
| 10626-AAA | IEEE 802.11ac WiFi (80MHz, MCS0, 90pc duty cycle)   | X | 5.76 | 67.09 | 16.57 | 0.46 | 130.0 | ± 9.6 % |
|           |   | Y | 5.79 | 66.81 | 16.38 |      | 130.0 |         |
|           |   | Z | 5.64 | 66.79 | 16.35 |      | 130.0 |         |
| 10627-AAA | IEEE 802.11ac WiFi (80MHz, MCS1, 90pc duty cycle)   | X | 6.01 | 67.60 | 16.77 | 0.46 | 130.0 | ± 9.6 % |
|           |   | Y | 6.04 | 67.32 | 16.58 |      | 130.0 |         |
|           |   | Z | 5.89 | 67.37 | 16.60 |      | 130.0 |         |
| 10628-AAA | IEEE 802.11ac WiFi (80MHz, MCS2, 90pc duty cycle)   | X | 5.83 | 67.28 | 16.56 | 0.46 | 130.0 | ± 9.6 % |
|           |   | Y | 5.87 | 67.01 | 16.37 |      | 130.0 |         |
|           |   | Z | 5.69 | 66.92 | 16.32 |      | 130.0 |         |
| 10629-AAA | IEEE 802.11ac WiFi (80MHz, MCS3, 90pc duty cycle)   | X | 5.93 | 67.36 | 16.58 | 0.46 | 130.0 | ± 9.6 % |
|           |   | Y | 5.99 | 67.16 | 16.43 |      | 130.0 |         |
|           |   | Z | 5.77 | 67.00 | 16.35 |      | 130.0 |         |
| 10630-AAA | IEEE 802.11ac WiFi (80MHz, MCS4, 90pc duty cycle)   | X | 6.47 | 69.11 | 17.45 | 0.46 | 130.0 | ± 9.6 % |
|           |   | Y | 6.56 | 68.99 | 17.34 |      | 130.0 |         |
|           |   | Z | 6.24 | 68.58 | 17.14 |      | 130.0 |         |
| 10631-AAA | IEEE 802.11ac WiFi (80MHz, MCS5, 90pc duty cycle)   | X | 6.36 | 68.89 | 17.53 | 0.46 | 130.0 | ± 9.6 % |
|           |   | Y | 6.44 | 68.71 | 17.39 |      | 130.0 |         |
|           |   | Z | 6.09 | 68.24 | 17.15 |      | 130.0 |         |
| 10632-AAA | IEEE 802.11ac WiFi (80MHz, MCS6, 90pc duty cycle)   | X | 6.00 | 67.73 | 16.97 | 0.46 | 130.0 | ± 9.6 % |
|           |   | Y | 6.05 | 67.48 | 16.79 |      | 130.0 |         |
|           |   | Z | 5.85 | 67.39 | 16.74 |      | 130.0 |         |
| 10633-AAA | IEEE 802.11ac WiFi (80MHz, MCS7, 90pc duty cycle)   | X | 5.95 | 67.59 | 16.73 | 0.46 | 130.0 | ± 9.6 % |
|           |   | Y | 6.01 | 67.38 | 16.58 |      | 130.0 |         |
|           |   | Z | 5.74 | 67.05 | 16.41 |      | 130.0 |         |
| 10634-AAA | IEEE 802.11ac WiFi (80MHz, MCS8, 90pc duty cycle)   | X | 5.92 | 67.56 | 16.78 | 0.46 | 130.0 | ± 9.6 % |
|           |   | Y | 5.98 | 67.34 | 16.62 |      | 130.0 |         |
|           |   | Z | 5.72 | 67.07 | 16.47 |      | 130.0 |         |
| 10635-AAA | IEEE 802.11ac WiFi (80MHz, MCS9, 90pc duty cycle)   | X | 5.80 | 66.87 | 16.18 | 0.46 | 130.0 | ± 9.6 % |
|           |   | Y | 5.85 | 66.64 | 16.01 |      | 130.0 |         |
|           |   | Z | 5.62 | 66.48 | 15.93 |      | 130.0 |         |
| 10636-AAA | IEEE 1602.11ac WiFi (160MHz, MCS0, 90pc duty cycle) | X | 6.16 | 67.47 | 16.65 | 0.46 | 130.0 | ± 9.6 % |
|           |   | Y | 6.19 | 67.22 | 16.49 |      | 130.0 |         |
|           |   | Z | 6.06 | 67.16 | 16.44 |      | 130.0 |         |
| 10637-AAA | IEEE 1602.11ac WiFi (160MHz, MCS1, 90pc duty cycle) | X | 6.34 | 67.89 | 16.84 | 0.46 | 130.0 | ± 9.6 % |
|           |   | Y | 6.39 | 67.69 | 16.69 |      | 130.0 |         |
|           |   | Z | 6.22 | 67.55 | 16.62 |      | 130.0 |         |
| 10638-AAA | IEEE 1602.11ac WiFi (160MHz, MCS2, 90pc duty cycle) | X | 6.33 | 67.82 | 16.78 | 0.46 | 130.0 | ± 9.6 % |
|           |   | Y | 6.36 | 67.57 | 16.61 |      | 130.0 |         |
|           |   | Z | 6.21 | 67.52 | 16.58 |      | 130.0 |         |



|           |  |   |       |        |       |      |       |         |
|-----------|--|---|-------|--------|-------|------|-------|---------|
| 10639-AAA | IEEE 1602.11ac WiFi (160MHz, MCS3, 90pc duty cycle)    | X | 6.34  | 67.88  | 16.86 | 0.46 | 130.0 | ± 9.6 % |
|           |  | Y | 6.38  | 67.64  | 16.70 |      | 130.0 |         |
|           |  | Z | 6.19  | 67.47  | 16.60 |      | 130.0 |         |
| 10640-AAA | IEEE 1602.11ac WiFi (160MHz, MCS4, 90pc duty cycle)    | X | 6.37  | 67.96  | 16.84 | 0.46 | 130.0 | ± 9.6 % |
|           |  | Y | 6.42  | 67.75  | 16.69 |      | 130.0 |         |
|           |  | Z | 6.20  | 67.51  | 16.57 |      | 130.0 |         |
| 10641-AAA | IEEE 1602.11ac WiFi (160MHz, MCS5, 90pc duty cycle)    | X | 6.36  | 67.66  | 16.71 | 0.46 | 130.0 | ± 9.6 % |
|           |  | Y | 6.40  | 67.44  | 16.56 |      | 130.0 |         |
|           |  | Z | 6.24  | 67.40  | 16.53 |      | 130.0 |         |
| 10642-AAA | IEEE 1602.11ac WiFi (160MHz, MCS6, 90pc duty cycle)    | X | 6.44  | 68.03  | 17.05 | 0.46 | 130.0 | ± 9.6 % |
|           |  | Y | 6.49  | 67.81  | 16.91 |      | 130.0 |         |
|           |  | Z | 6.28  | 67.62  | 16.80 |      | 130.0 |         |
| 10643-AAA | IEEE 1602.11ac WiFi (160MHz, MCS7, 90pc duty cycle)    | X | 6.26  | 67.70  | 16.80 | 0.46 | 130.0 | ± 9.6 % |
|           |  | Y | 6.31  | 67.48  | 16.64 |      | 130.0 |         |
|           |  | Z | 6.12  | 67.34  | 16.57 |      | 130.0 |         |
| 10644-AAA | IEEE 1602.11ac WiFi (160MHz, MCS8, 90pc duty cycle)    | X | 6.50  | 68.41  | 17.18 | 0.46 | 130.0 | ± 9.6 % |
|           |  | Y | 6.57  | 68.25  | 17.05 |      | 130.0 |         |
|           |  | Z | 6.29  | 67.86  | 16.85 |      | 130.0 |         |
| 10645-AAA | IEEE 1602.11ac WiFi (160MHz, MCS9, 90pc duty cycle)    | X | 6.78  | 68.77  | 17.29 | 0.46 | 130.0 | ± 9.6 % |
|           |  | Y | 6.81  | 68.48  | 17.11 |      | 130.0 |         |
|           |  | Z | 6.68  | 68.60  | 17.18 |      | 130.0 |         |
| 10646-AAB | LTE-TDD (SC-FDMA, 1 RB, 5 MHz, QPSK, UL Subframe=2,7)  | X | 37.14 | 116.21 | 38.03 | 9.30 | 60.0  | ± 9.6 % |
|           |  | Y | 19.95 | 100.33 | 33.06 |      | 60.0  |         |
|           |  | Z | 62.05 | 131.91 | 43.22 |      | 60.0  |         |
| 10647-AAA | LTE-TDD (SC-FDMA, 1 RB, 20 MHz, QPSK, UL Subframe=2,7) | X | 38.52 | 117.84 | 38.64 | 9.30 | 60.0  | ± 9.6 % |
|           |  | Y | 20.25 | 101.35 | 33.50 |      | 60.0  |         |
|           |  | Z | 63.43 | 133.45 | 43.81 |      | 60.0  |         |
| 10648-AAA | CDMA2000 (1x Advanced)                                 | X | 1.03  | 68.68  | 14.68 | 0.00 | 150.0 | ± 9.6 % |
|           |  | Y | 0.85  | 64.54  | 12.30 |      | 150.0 |         |
|           |  | Z | 0.71  | 63.65  | 10.90 |      | 150.0 |         |

<sup>E</sup> Uncertainty is determined using the max. deviation from linear response applying rectangular distribution and is expressed for the square of the field value.



Accredited by the Swiss Accreditation Service (SAS)  
 The Swiss Accreditation Service is one of the signatories to the EA  
 Multilateral Agreement for the recognition of calibration certificates

Accreditation No.: **SCS 0108**

Client **PC Test**

Certificate No: **ES3-3319\_Mar16**

## CALIBRATION CERTIFICATE

Object **ES3DV3 - SN:3319**

Calibration procedure(s) **QA CAL-01.v9, QA CAL-23.v5, QA CAL-25.v6**  
**Calibration procedure for dosimetric E-field probes**

Calibration date: **March 18, 2016**

This calibration certificate documents the traceability to national standards, which realize the physical units of measurements (SI).  
 The measurements and the uncertainties with confidence probability are given on the following pages and are part of the certificate.

All calibrations have been conducted in the closed laboratory facility: environment temperature ( $22 \pm 3$ )°C and humidity < 70%.

Calibration Equipment used (M&TE critical for calibration)

BN  
03/20/2016

| Primary Standards          | ID              | Cal Date (Certificate No.)        | Scheduled Calibration  |
|----------------------------|-----------------|-----------------------------------|------------------------|
| Power meter E4419B         | GB41293874      | 01-Apr-15 (No. 217-02128)         | Mar-16                 |
| Power sensor E4412A        | MY41498087      | 01-Apr-15 (No. 217-02128)         | Mar-16                 |
| Reference 3 dB Attenuator  | SN: S5054 (3c)  | 01-Apr-15 (No. 217-02129)         | Mar-16                 |
| Reference 20 dB Attenuator | SN: S5277 (20x) | 01-Apr-15 (No. 217-02132)         | Mar-16                 |
| Reference 30 dB Attenuator | SN: S5129 (30b) | 01-Apr-15 (No. 217-02133)         | Mar-16                 |
| Reference Probe ES3DV2     | SN: 3013        | 31-Dec-15 (No. ES3-3013_Dec15)    | Dec-16                 |
| DAE4                       | SN: 660         | 23-Dec-15 (No. DAE4-660_Dec15)    | Dec-16                 |
| Secondary Standards        | ID              | Check Date (in house)             | Scheduled Check        |
| RF generator HP 8648C      | US3642U01700    | 4-Aug-99 (in house check Apr-13)  | In house check: Apr-16 |
| Network Analyzer HP 8753E  | US37390585      | 18-Oct-01 (in house check Oct-15) | In house check: Oct-16 |

|   | Name          | Function              | Signature |
|---|---------------|-----------------------|-----------|
| Calibrated by:  | Leif Klysner  | Laboratory Technician |           |
| Approved by:  | Katja Pokovic | Technical Manager     |           |
| Issued: March 21, 2016  |               |                       |           |
| This calibration certificate shall not be reproduced except in full without written approval of the laboratory. |               |                       |           |



Accredited by the Swiss Accreditation Service (SAS)

Accreditation No.: **SCS 0108**

The Swiss Accreditation Service is one of the signatories to the EA  
 Multilateral Agreement for the recognition of calibration certificates

### Glossary:

|                          |   |
|--------------------------|---|
| TSL                      | tissue simulating liquid  |
| NORM <sub>x,y,z</sub>    | sensitivity in free space   |
| ConvF                    | sensitivity in TSL / NORM <sub>x,y,z</sub>  |
| DCP                      | diode compression point   |
| CF                       | crest factor (1/duty_cycle) of the RF signal  |
| A, B, C, D               | modulation dependent linearization parameters   |
| Polarization $\phi$      | $\phi$ rotation around probe axis   |
| Polarization $\vartheta$ | $\vartheta$ rotation around an axis that is in the plane normal to probe axis (at measurement center),<br>i.e., $\vartheta = 0$ is normal to probe axis |
| Connector Angle          | information used in DASY system to align probe sensor X to the robot coordinate system  |

### Calibration is Performed According to the Following Standards:

- IEEE Std 1528-2013, "IEEE Recommended Practice for Determining the Peak Spatial-Averaged Specific Absorption Rate (SAR) in the Human Head from Wireless Communications Devices: Measurement Techniques", June 2013
- IEC 62209-1, "Procedure to measure the Specific Absorption Rate (SAR) for hand-held devices used in close proximity to the ear (frequency range of 300 MHz to 3 GHz)", February 2005
- IEC 62209-2, "Procedure to determine the Specific Absorption Rate (SAR) for wireless communication devices used in close proximity to the human body (frequency range of 30 MHz to 6 GHz)", March 2010
- KDB 865664, "SAR Measurement Requirements for 100 MHz to 6 GHz"

### Methods Applied and Interpretation of Parameters:

- NORM<sub>x,y,z</sub>**: Assessed for E-field polarization  $\vartheta = 0$  ( $f \leq 900$  MHz in TEM-cell;  $f > 1800$  MHz: R22 waveguide). NORM<sub>x,y,z</sub> are only intermediate values, i.e., the uncertainties of NORM<sub>x,y,z</sub> does not affect the  $E^2$ -field uncertainty inside TSL (see below ConvF).
- NORM(f)<sub>x,y,z</sub>** = NORM<sub>x,y,z</sub> \* frequency\_response (see Frequency Response Chart). This linearization is implemented in DASY4 software versions later than 4.2. The uncertainty of the frequency response is included in the stated uncertainty of ConvF.
- DCP<sub>x,y,z</sub>**: DCP are numerical linearization parameters assessed based on the data of power sweep with CW signal (no uncertainty required). DCP does not depend on frequency nor media.
- PAR**: PAR is the Peak to Average Ratio that is not calibrated but determined based on the signal characteristics
- A<sub>x,y,z</sub>; B<sub>x,y,z</sub>; C<sub>x,y,z</sub>; D<sub>x,y,z</sub>; VR<sub>x,y,z</sub>**: A, B, C, D are numerical linearization parameters assessed based on the data of power sweep for specific modulation signal. The parameters do not depend on frequency nor media. VR is the maximum calibration range expressed in RMS voltage across the diode.
- ConvF and Boundary Effect Parameters**: Assessed in flat phantom using E-field (or Temperature Transfer Standard for  $f \leq 800$  MHz) and inside waveguide using analytical field distributions based on power measurements for  $f > 800$  MHz. The same setups are used for assessment of the parameters applied for boundary compensation (alpha, depth) of which typical uncertainty values are given. These parameters are used in DASY4 software to improve probe accuracy close to the boundary. The sensitivity in TSL corresponds to NORM<sub>x,y,z</sub> \* ConvF whereby the uncertainty corresponds to that given for ConvF. A frequency dependent ConvF is used in DASY version 4.4 and higher which allows extending the validity from  $\pm 50$  MHz to  $\pm 100$  MHz.
- Spherical isotropy (3D deviation from isotropy)**: in a field of low gradients realized using a flat phantom exposed by a patch antenna.
- Sensor Offset**: The sensor offset corresponds to the offset of virtual measurement center from the probe tip (on probe axis). No tolerance required.
- Connector Angle**: The angle is assessed using the information gained by determining the NORM<sub>x</sub> (no uncertainty required).

# Probe ES3DV3

## SN:3319

Manufactured: January 10, 2012  
Calibrated: March 18, 2016

Calibrated for DASY/EASY Systems  
(Note: non-compatible with DASY2 system!)

# DASY/EASY - Parameters of Probe: ES3DV3 - SN:3319

## Basic Calibration Parameters

|   | Sensor X | Sensor Y | Sensor Z | Unc (k=2)     |
|---|----------|----------|----------|---------------|
| Norm ( $\mu\text{V}/(\text{V}/\text{m})^2$ ) <sup>A</sup> | 1.12     | 1.08     | 1.16     | $\pm 10.1 \%$ |
| DCP (mV) <sup>B</sup>                                     | 104.1    | 104.5    | 103.7    |               |

## Modulation Calibration Parameters

| UID           | Communication System Name                |   | A<br>dB | B<br>dB $\sqrt{\mu\text{V}}$ | C    | D<br>dB | VR<br>mV | Unc <sup>E</sup><br>(k=2) |
|---------------|--|---|---------|------------------------------|------|---------|----------|---------------------------|
| 0             | CW                                       | X | 0.0     | 0.0                          | 1.0  | 0.00    | 203.1    | $\pm 3.5 \%$              |
|               |  | Y | 0.0     | 0.0                          | 1.0  |         | 203.8    |                           |
|               |  | Z | 0.0     | 0.0                          | 1.0  |         | 200.4    |                           |
| 10010-<br>CAA | SAR Validation (Square, 100ms, 10ms)     | X | 2.29    | 60.1                         | 11.2 | 10.00   | 42.0     | $\pm 1.2 \%$              |
|               |  | Y | 1.95    | 58.7                         | 10.4 |         | 42.0     |                           |
|               |  | Z | 3.15    | 62.5                         | 12.1 |         | 42.9     |                           |
| 10012-<br>CAB | IEEE 802.11b WiFi 2.4 GHz (DSSS, 1 Mbps) | X | 3.45    | 71.5                         | 19.9 | 1.87    | 122.0    | $\pm 0.5 \%$              |
|               |  | Y | 2.88    | 68.4                         | 18.6 |         | 122.8    |                           |
|               |  | Z | 3.35    | 70.8                         | 19.5 |         | 120.5    |                           |
| 10100-<br>CAB | LTE-FDD (SC-FDMA, 100% RB, 20 MHz, QPSK) | X | 6.39    | 67.3                         | 19.5 | 5.67    | 132.3    | $\pm 1.2 \%$              |
|               |  | Y | 6.54    | 68.2                         | 20.1 |         | 134.5    |                           |
|               |  | Z | 6.40    | 67.4                         | 19.6 |         | 130.2    |                           |
| 10103-<br>CAB | LTE-TDD (SC-FDMA, 100% RB, 20 MHz, QPSK) | X | 10.41   | 75.3                         | 25.6 | 9.29    | 124.2    | $\pm 2.2 \%$              |
|               |  | Y | 10.45   | 76.3                         | 26.6 |         | 122.6    |                           |
|               |  | Z | 10.82   | 75.9                         | 25.8 |         | 124.8    |                           |
| 10108-<br>CAC | LTE-FDD (SC-FDMA, 100% RB, 10 MHz, QPSK) | X | 6.30    | 67.1                         | 19.5 | 5.80    | 130.7    | $\pm 1.2 \%$              |
|               |  | Y | 6.35    | 67.5                         | 19.9 |         | 131.5    |                           |
|               |  | Z | 6.33    | 67.1                         | 19.6 |         | 128.5    |                           |
| 10151-<br>CAB | LTE-TDD (SC-FDMA, 50% RB, 20 MHz, QPSK)  | X | 9.70    | 74.1                         | 25.2 | 9.28    | 118.8    | $\pm 2.2 \%$              |
|               |  | Y | 9.65    | 74.9                         | 26.0 |         | 117.1    |                           |
|               |  | Z | 10.15   | 75.0                         | 25.5 |         | 119.2    |                           |
| 10154-<br>CAC | LTE-FDD (SC-FDMA, 50% RB, 10 MHz, QPSK)  | X | 6.00    | 66.6                         | 19.3 | 5.75    | 127.4    | $\pm 1.2 \%$              |
|               |  | Y | 6.01    | 66.9                         | 19.6 |         | 128.9    |                           |
|               |  | Z | 6.02    | 66.6                         | 19.3 |         | 125.6    |                           |
| 10160-<br>CAB | LTE-FDD (SC-FDMA, 50% RB, 15 MHz, QPSK)  | X | 6.45    | 67.2                         | 19.6 | 5.82    | 132.2    | $\pm 1.2 \%$              |
|               |  | Y | 6.47    | 67.5                         | 19.9 |         | 133.5    |                           |
|               |  | Z | 6.45    | 67.1                         | 19.5 |         | 130.0    |                           |
| 10169-<br>CAB | LTE-FDD (SC-FDMA, 1 RB, 20 MHz, QPSK)    | X | 4.76    | 65.7                         | 19.0 | 5.73    | 110.8    | $\pm 0.9 \%$              |
|               |  | Y | 4.80    | 66.3                         | 19.5 |         | 112.0    |                           |
|               |  | Z | 4.84    | 65.9                         | 19.1 |         | 109.2    |                           |
| 10172-<br>CAB | LTE-TDD (SC-FDMA, 1 RB, 20 MHz, QPSK)    | X | 8.98    | 78.7                         | 27.7 | 9.21    | 132.0    | $\pm 2.5 \%$              |
|               |  | Y | 9.71    | 82.4                         | 30.0 |         | 132.2    |                           |
|               |  | Z | 9.79    | 80.4                         | 28.4 |         | 133.4    |                           |
| 10175-<br>CAC | LTE-FDD (SC-FDMA, 1 RB, 10 MHz, QPSK)    | X | 4.76    | 65.6                         | 19.0 | 5.72    | 109.8    | $\pm 0.9 \%$              |
|               |  | Y | 4.76    | 66.1                         | 19.4 |         | 111.4    |                           |
|               |  | Z | 4.83    | 65.8                         | 19.1 |         | 108.9    |                           |

|           |  |   |       |      |      |      |       |        |
|-----------|--|---|-------|------|------|------|-------|--------|
| 10181-CAB | LTE-FDD (SC-FDMA, 1 RB, 15 MHz, QPSK)    | X | 4.77  | 65.7 | 19.1 | 5.72 | 109.2 | ±0.9 % |
|           |  | Y | 4.78  | 66.2 | 19.4 |      | 111.9 |        |
|           |  | Z | 5.24  | 67.7 | 20.2 |      | 149.0 |        |
| 10237-CAB | LTE-TDD (SC-FDMA, 1 RB, 10 MHz, QPSK)    | X | 8.93  | 78.5 | 27.6 | 9.21 | 131.4 | ±2.5 % |
|           |  | Y | 9.48  | 81.7 | 29.7 |      | 131.7 |        |
|           |  | Z | 9.69  | 80.3 | 28.3 |      | 131.6 |        |
| 10252-CAB | LTE-TDD (SC-FDMA, 50% RB, 10 MHz, QPSK)  | X | 8.94  | 73.0 | 24.7 | 9.24 | 111.2 | ±2.2 % |
|           |  | Y | 9.05  | 74.3 | 25.9 |      | 111.8 |        |
|           |  | Z | 9.29  | 73.6 | 24.9 |      | 111.3 |        |
| 10267-CAB | LTE-TDD (SC-FDMA, 100% RB, 10 MHz, QPSK) | X | 9.62  | 73.9 | 25.1 | 9.30 | 117.4 | ±2.2 % |
|           |  | Y | 9.73  | 75.1 | 26.1 |      | 118.2 |        |
|           |  | Z | 10.08 | 74.8 | 25.5 |      | 118.2 |        |
| 10297-AAA | LTE-FDD (SC-FDMA, 50% RB, 20 MHz, QPSK)  | X | 6.31  | 67.1 | 19.6 | 5.81 | 128.6 | ±1.2 % |
|           |  | Y | 6.39  | 67.6 | 20.0 |      | 132.2 |        |
|           |  | Z | 6.33  | 67.1 | 19.6 |      | 127.2 |        |
| 10311-AAA | LTE-FDD (SC-FDMA, 100% RB, 15 MHz, QPSK) | X | 6.87  | 67.6 | 19.9 | 6.06 | 132.8 | ±1.4 % |
|           |  | Y | 6.96  | 68.2 | 20.3 |      | 137.0 |        |
|           |  | Z | 6.88  | 67.6 | 19.9 |      | 131.3 |        |

The reported uncertainty of measurement is stated as the standard uncertainty of measurement multiplied by the coverage factor  $k=2$ , which for a normal distribution corresponds to a coverage probability of approximately 95%.

<sup>A</sup> The uncertainties of Norm X,Y,Z do not affect the  $E^2$ -field uncertainty inside TSL (see Pages 6 and 7).

<sup>B</sup> Numerical linearization parameter: uncertainty not required.

<sup>E</sup> Uncertainty is determined using the max. deviation from linear response applying rectangular distribution and is expressed for the square of the field value.

## DASY/EASY - Parameters of Probe: ES3DV3 - SN:3319

### Calibration Parameter Determined in Head Tissue Simulating Media

| f (MHz) <sup>C</sup> | Relative Permittivity <sup>F</sup> | Conductivity (S/m) <sup>F</sup> | ConvF X | ConvF Y | ConvF Z | Alpha <sup>G</sup> | Depth <sup>G</sup> (mm) | Unc (k=2) |
|----------------------|------------------------------------|---------------------------------|---------|---------|---------|--------------------|-------------------------|-----------|
| 750                  | 41.9                               | 0.89                            | 6.44    | 6.44    | 6.44    | 0.49               | 1.80                    | ± 12.0 %  |
| 835                  | 41.5                               | 0.90                            | 6.16    | 6.16    | 6.16    | 0.46               | 1.80                    | ± 12.0 %  |
| 1750                 | 40.1                               | 1.37                            | 5.20    | 5.20    | 5.20    | 0.51               | 1.45                    | ± 12.0 %  |
| 1900                 | 40.0                               | 1.40                            | 5.03    | 5.03    | 5.03    | 0.58               | 1.40                    | ± 12.0 %  |
| 2300                 | 39.5                               | 1.67                            | 4.69    | 4.69    | 4.69    | 0.80               | 1.21                    | ± 12.0 %  |
| 2450                 | 39.2                               | 1.80                            | 4.47    | 4.47    | 4.47    | 0.75               | 1.32                    | ± 12.0 %  |
| 2600                 | 39.0                               | 1.96                            | 4.33    | 4.33    | 4.33    | 0.80               | 1.31                    | ± 12.0 %  |

<sup>C</sup> Frequency validity above 300 MHz of ± 100 MHz only applies for DASY v4.4 and higher (see Page 2), else it is restricted to ± 50 MHz. The uncertainty is the RSS of the ConvF uncertainty at calibration frequency and the uncertainty for the indicated frequency band. Frequency validity below 300 MHz is ± 10, 25, 40, 50 and 70 MHz for ConvF assessments at 30, 64, 128, 150 and 220 MHz respectively. Above 5 GHz frequency validity can be extended to ± 110 MHz.

<sup>F</sup> At frequencies below 3 GHz, the validity of tissue parameters ( $\epsilon$  and  $\sigma$ ) can be relaxed to ± 10% if liquid compensation formula is applied to measured SAR values. At frequencies above 3 GHz, the validity of tissue parameters ( $\epsilon$  and  $\sigma$ ) is restricted to ± 5%. The uncertainty is the RSS of the ConvF uncertainty for indicated target tissue parameters.

<sup>G</sup> Alpha/Depth are determined during calibration. SPEAG warrants that the remaining deviation due to the boundary effect after compensation is always less than ± 1% for frequencies below 3 GHz and below ± 2% for frequencies between 3-6 GHz at any distance larger than half the probe tip diameter from the boundary.

## DASY/EASY - Parameters of Probe: ES3DV3 - SN:3319

### Calibration Parameter Determined in Body Tissue Simulating Media

| f (MHz) <sup>c</sup> | Relative Permittivity <sup>F</sup> | Conductivity (S/m) <sup>F</sup> | ConvF X | ConvF Y | ConvF Z | Alpha <sup>G</sup> | Depth <sup>G</sup> (mm) | Unc (k=2) |
|----------------------|------------------------------------|---------------------------------|---------|---------|---------|--------------------|-------------------------|-----------|
| 750                  | 55.5                               | 0.96                            | 6.06    | 6.06    | 6.06    | 0.47               | 1.45                    | ± 12.0 %  |
| 835                  | 55.2                               | 0.97                            | 6.04    | 6.04    | 6.04    | 0.63               | 1.27                    | ± 12.0 %  |
| 1750                 | 53.4                               | 1.49                            | 4.91    | 4.91    | 4.91    | 0.46               | 1.66                    | ± 12.0 %  |
| 1900                 | 53.3                               | 1.52                            | 4.70    | 4.70    | 4.70    | 0.80               | 1.24                    | ± 12.0 %  |
| 2300                 | 52.9                               | 1.81                            | 4.36    | 4.36    | 4.36    | 0.74               | 1.33                    | ± 12.0 %  |
| 2450                 | 52.7                               | 1.95                            | 4.20    | 4.20    | 4.20    | 0.80               | 1.25                    | ± 12.0 %  |
| 2600                 | 52.5                               | 2.16                            | 3.99    | 3.99    | 3.99    | 0.80               | 1.20                    | ± 12.0 %  |

<sup>c</sup> Frequency validity above 300 MHz of ± 100 MHz only applies for DASY v4.4 and higher (see Page 2), else it is restricted to ± 50 MHz. The uncertainty is the RSS of the ConvF uncertainty at calibration frequency and the uncertainty for the indicated frequency band. Frequency validity below 300 MHz is ± 10, 25, 40, 50 and 70 MHz for ConvF assessments at 30, 64, 128, 150 and 220 MHz respectively. Above 5 GHz frequency validity can be extended to ± 110 MHz.

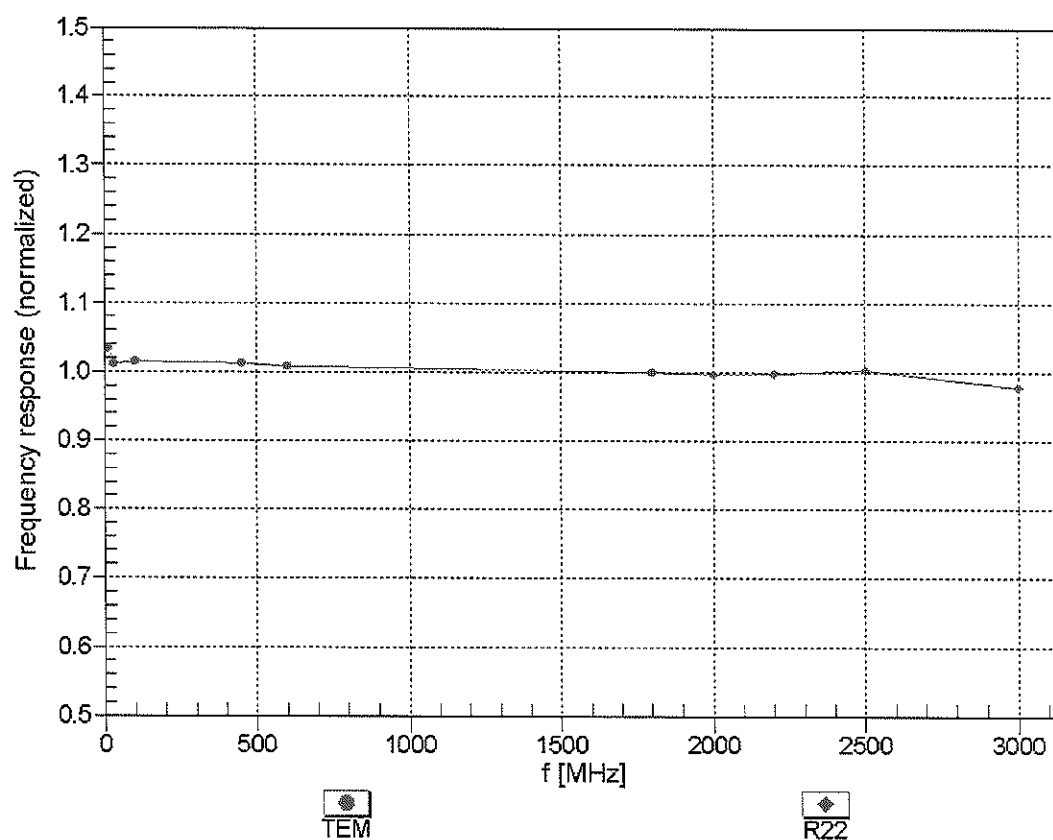
<sup>F</sup> At frequencies below 3 GHz, the validity of tissue parameters ( $\epsilon$  and  $\sigma$ ) can be relaxed to ± 10% if liquid compensation formula is applied to measured SAR values. At frequencies above 3 GHz, the validity of tissue parameters ( $\epsilon$  and  $\sigma$ ) is restricted to ± 5%. The uncertainty is the RSS of the ConvF uncertainty for indicated target tissue parameters.

<sup>G</sup> Alpha/Depth are determined during calibration. SPEAG warrants that the remaining deviation due to the boundary effect after compensation is always less than ± 1% for frequencies below 3 GHz and below ± 2% for frequencies between 3-6 GHz at any distance larger than half the probe tip diameter from the boundary.



## Frequency Response of E-Field

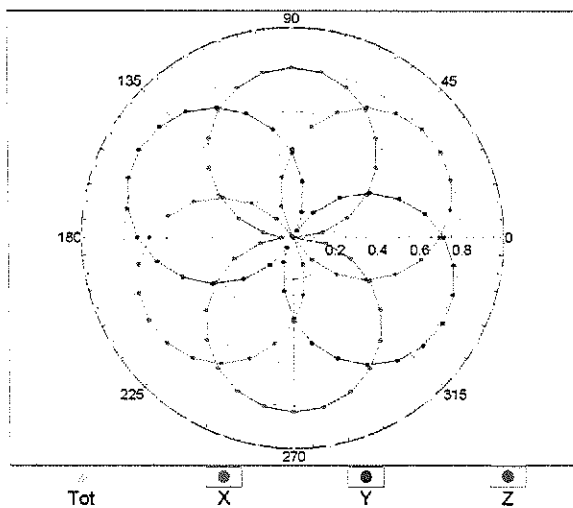
(TEM-Cell:ifi110 EXX, Waveguide: R22)



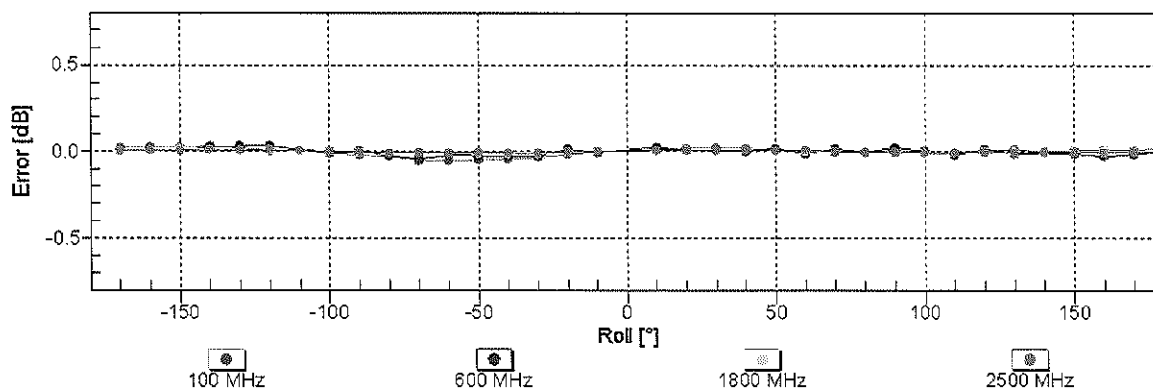
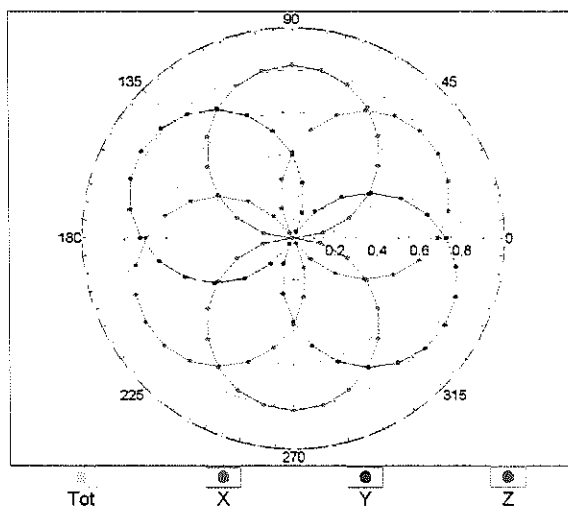
Uncertainty of Frequency Response of E-field:  $\pm 6.3\%$  ( $k=2$ )

## Receiving Pattern ( $\phi$ ), $\theta = 0^\circ$

f=600 MHz, TEM

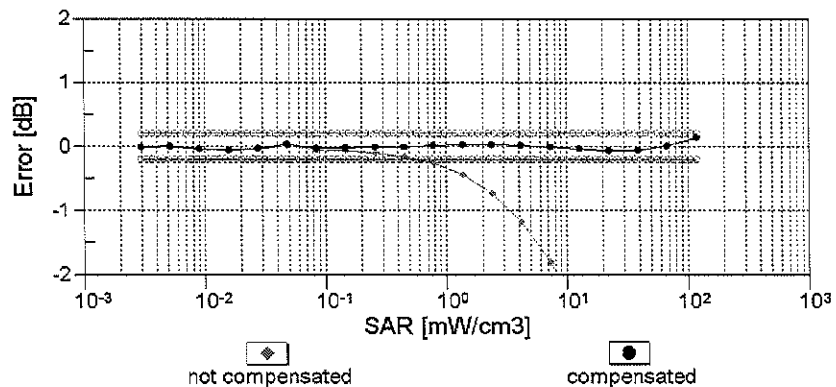
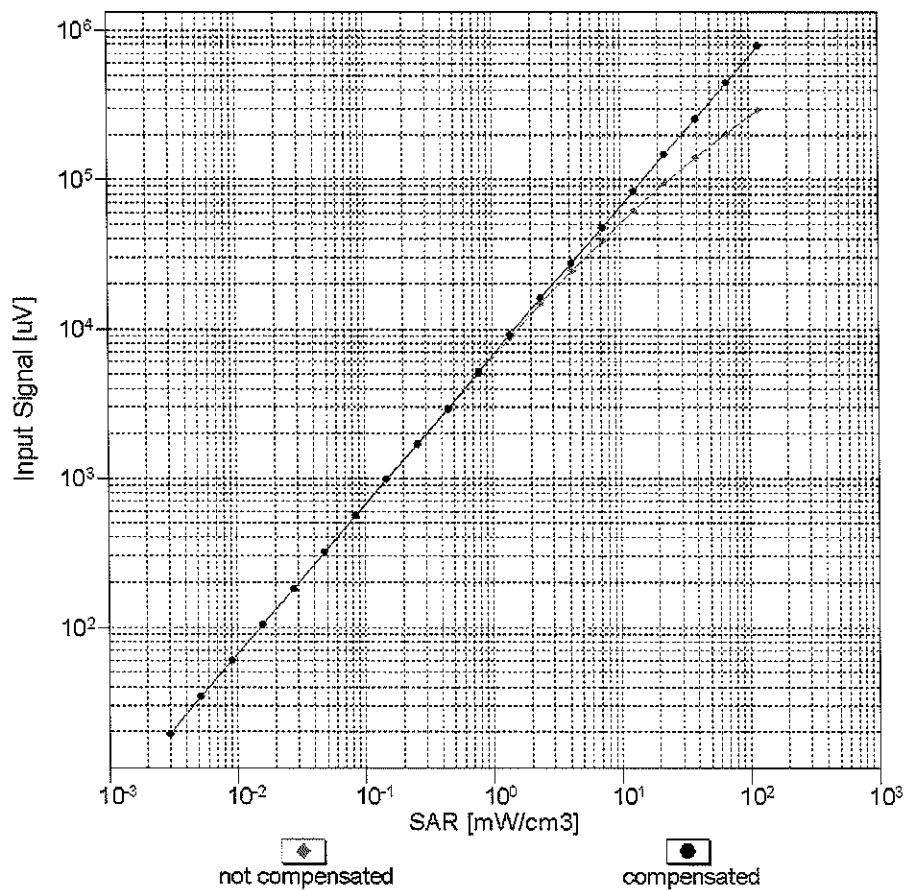


f=1800 MHz, R22



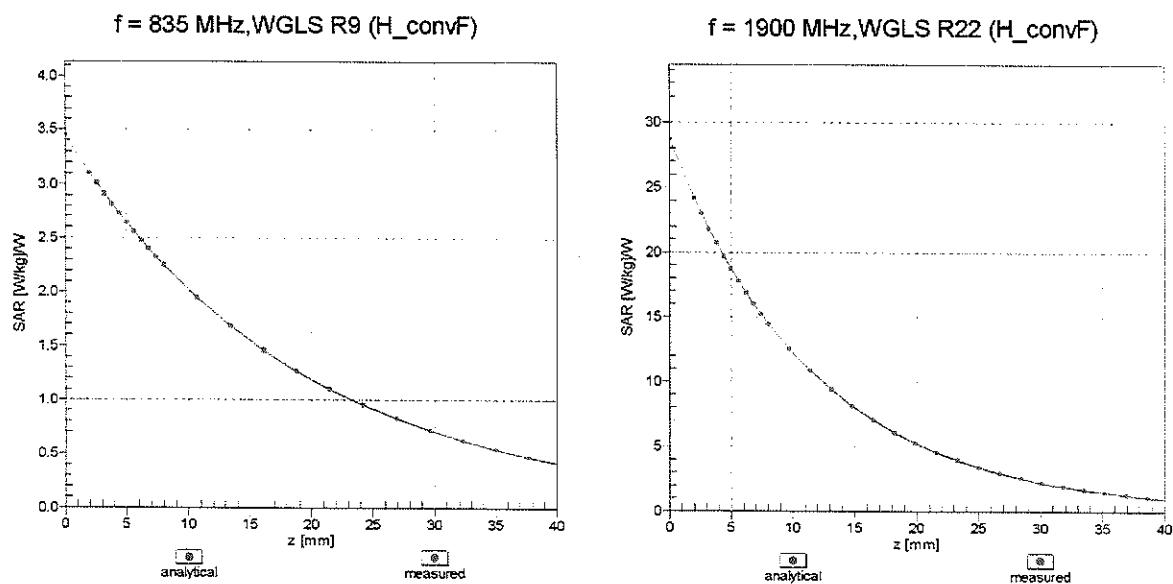
Uncertainty of Axial Isotropy Assessment:  $\pm 0.5\%$  ( $k=2$ )

## Dynamic Range $f(\text{SAR}_{\text{head}})$ (TEM cell , $f_{\text{eval}} = 1900 \text{ MHz}$ )




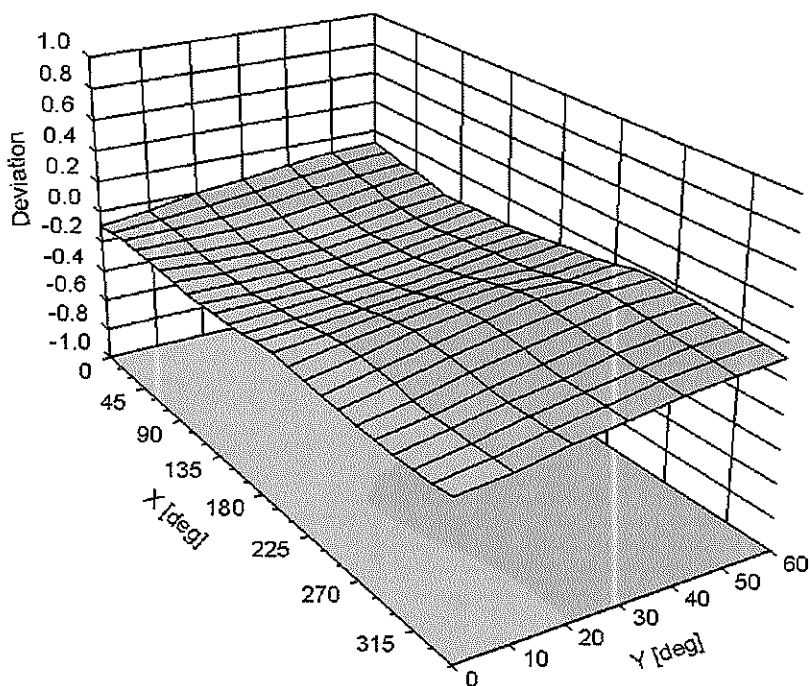
Uncertainty of Linearity Assessment:  $\pm 0.6\%$  ( $k=2$ )

## Conversion Factor Assessment



## Deviation from Isotropy in Liquid

Error ( $\phi, \theta$ ),  $f = 900 \text{ MHz}$



## DASY/EASY - Parameters of Probe: ES3DV3 - SN:3319

### Other Probe Parameters

|   |            |
|---|------------|
| Sensor Arrangement                            | Triangular |
| Connector Angle (°)                           | 60         |
| Mechanical Surface Detection Mode             | enabled    |
| Optical Surface Detection Mode                | disabled   |
| Probe Overall Length                          | 337 mm     |
| Probe Body Diameter                           | 10 mm      |
| Tip Length                                    | 10 mm      |
| Tip Diameter                                  | 4 mm       |
| Probe Tip to Sensor X Calibration Point       | 2 mm       |
| Probe Tip to Sensor Y Calibration Point       | 2 mm       |
| Probe Tip to Sensor Z Calibration Point       | 2 mm       |
| Recommended Measurement Distance from Surface | 3 mm       |



Accredited by the Swiss Accreditation Service (SAS)  
The Swiss Accreditation Service is one of the signatories to the EA  
Multilateral Agreement for the recognition of calibration certificates

Accreditation No.: **SCS 0108**

Client **PC Test**

Certificate No: **EX3-7406\_Apr16**

## CALIBRATION CERTIFICATE

Object **EX3DV4 - SN:7406**

Calibration procedure(s) **QA CAL-01.v9, QA CAL-23.v5, QA CAL-25.v6**  
**Calibration procedure for dosimetric E-field probes**

BN 04/26/2d6

Calibration date: **April 19, 2016**

This calibration certificate documents the traceability to national standards, which realize the physical units of measurements (SI).  
The measurements and the uncertainties with confidence probability are given on the following pages and are part of the certificate.

All calibrations have been conducted in the closed laboratory facility: environment temperature ( $22 \pm 3$ )°C and humidity < 70%.

Calibration Equipment used (M&TE critical for calibration)

| Primary Standards          | ID               | Cal Date (Certificate No.)        | Scheduled Calibration  |
|----------------------------|------------------|-----------------------------------|------------------------|
| Power meter NRP            | SN: 104778       | 06-Apr-16 (No. 217-02288/02289)   | Apr-17                 |
| Power sensor NRP-Z91       | SN: 103244       | 06-Apr-16 (No. 217-02288)         | Apr-17                 |
| Power sensor NRP-Z91       | SN: 103245       | 06-Apr-16 (No. 217-02289)         | Apr-17                 |
| Reference 20 dB Attenuator | SN: S5277 (20x)  | 05-Apr-16 (No. 217-02293)         | Apr-17                 |
| Reference Probe ES3DV2     | SN: 3013         | 31-Dec-15 (No. ES3-3013_Dec15)    | Dec-16                 |
| DAE4                       | SN: 660          | 23-Dec-15 (No. DAE4-660_Dec15)    | Dec-16                 |
| Secondary Standards        | ID               | Check Date (in house)             | Scheduled Check        |
| Power meter E4419B         | SN: GB41293874   | 06-Apr-16 (No. 217-02285/02284)   | In house check: Jun-16 |
| Power sensor E4412A        | SN: MY41498087   | 06-Apr-16 (No. 217-02285)         | In house check: Jun-16 |
| Power sensor E4412A        | SN: 000110210    | 06-Apr-16 (No. 217-02284)         | In house check: Jun-16 |
| RF generator HP 8648C      | SN: US3642U01700 | 04-Aug-99 (in house check Apr-13) | In house check: Jun-16 |
| Network Analyzer HP 8753E  | SN: US37390585   | 18-Oct-01 (in house check Oct-15) | In house check: Oct-16 |

|                |                               |  |               |
|----------------|-------------------------------|--|---------------|
| Calibrated by: | Name<br><b>Jeton Kastrati</b> | Function<br><b>Laboratory Technician</b> | Signature<br> |
| Approved by:   | Name<br><b>Katja Pokovic</b>  | Function<br><b>Technical Manager</b>     | Signature<br> |

Issued: April 20, 2016

This calibration certificate shall not be reproduced except in full without written approval of the laboratory.



Accredited by the Swiss Accreditation Service (SAS)

Accreditation No.: **SCS 0108**

The Swiss Accreditation Service is one of the signatories to the EA  
 Multilateral Agreement for the recognition of calibration certificates

### Glossary:

|                          |   |
|--------------------------|---|
| TSL                      | tissue simulating liquid  |
| NORM <sub>x,y,z</sub>    | sensitivity in free space   |
| ConvF                    | sensitivity in TSL / NORM <sub>x,y,z</sub>  |
| DCP                      | diode compression point   |
| CF                       | crest factor (1/duty_cycle) of the RF signal  |
| A, B, C, D               | modulation dependent linearization parameters   |
| Polarization $\phi$      | $\phi$ rotation around probe axis   |
| Polarization $\vartheta$ | $\vartheta$ rotation around an axis that is in the plane normal to probe axis (at measurement center),<br>i.e., $\vartheta = 0$ is normal to probe axis |
| Connector Angle          | information used in DASY system to align probe sensor X to the robot coordinate system  |

### Calibration is Performed According to the Following Standards:

- IEEE Std 1528-2013, "IEEE Recommended Practice for Determining the Peak Spatial-Averaged Specific Absorption Rate (SAR) in the Human Head from Wireless Communications Devices: Measurement Techniques", June 2013
- IEC 62209-1, "Procedure to measure the Specific Absorption Rate (SAR) for hand-held devices used in close proximity to the ear (frequency range of 300 MHz to 3 GHz)", February 2005
- IEC 62209-2, "Procedure to determine the Specific Absorption Rate (SAR) for wireless communication devices used in close proximity to the human body (frequency range of 30 MHz to 6 GHz)", March 2010
- KDB 865664, "SAR Measurement Requirements for 100 MHz to 6 GHz"

### Methods Applied and Interpretation of Parameters:

- NORM<sub>x,y,z</sub>**: Assessed for E-field polarization  $\vartheta = 0$  ( $f \leq 900$  MHz in TEM-cell;  $f > 1800$  MHz: R22 waveguide). NORM<sub>x,y,z</sub> are only intermediate values, i.e., the uncertainties of NORM<sub>x,y,z</sub> does not affect the E<sup>2</sup>-field uncertainty inside TSL (see below *ConvF*).
- NORM(*f*)<sub>x,y,z</sub>** = NORM<sub>x,y,z</sub> \* *frequency\_response* (see Frequency Response Chart). This linearization is implemented in DASY4 software versions later than 4.2. The uncertainty of the frequency response is included in the stated uncertainty of *ConvF*.
- DCP<sub>x,y,z</sub>**: DCP are numerical linearization parameters assessed based on the data of power sweep with CW signal (no uncertainty required). DCP does not depend on frequency nor media.
- PAR**: PAR is the Peak to Average Ratio that is not calibrated but determined based on the signal characteristics
- A<sub>x,y,z</sub>; B<sub>x,y,z</sub>; C<sub>x,y,z</sub>; D<sub>x,y,z</sub>; VR<sub>x,y,z</sub>**: A, B, C, D are numerical linearization parameters assessed based on the data of power sweep for specific modulation signal. The parameters do not depend on frequency nor media. VR is the maximum calibration range expressed in RMS voltage across the diode.
- ConvF and Boundary Effect Parameters**: Assessed in flat phantom using E-field (or Temperature Transfer Standard for  $f \leq 800$  MHz) and inside waveguide using analytical field distributions based on power measurements for  $f > 800$  MHz. The same setups are used for assessment of the parameters applied for boundary compensation (alpha, depth) of which typical uncertainty values are given. These parameters are used in DASY4 software to improve probe accuracy close to the boundary. The sensitivity in TSL corresponds to NORM<sub>x,y,z</sub> \* *ConvF* whereby the uncertainty corresponds to that given for *ConvF*. A frequency dependent *ConvF* is used in DASY version 4.4 and higher which allows extending the validity from  $\pm 50$  MHz to  $\pm 100$  MHz.
- Spherical isotropy (3D deviation from isotropy)**: in a field of low gradients realized using a flat phantom exposed by a patch antenna.
- Sensor Offset**: The sensor offset corresponds to the offset of virtual measurement center from the probe tip (on probe axis). No tolerance required.
- Connector Angle**: The angle is assessed using the information gained by determining the NORM<sub>x</sub> (no uncertainty required).

# Probe EX3DV4

## SN:7406

Manufactured: November 24, 2015  
Calibrated: April 19, 2016

Calibrated for DASY/EASY Systems  
(Note: non-compatible with DASY2 system!)



# DASY/EASY - Parameters of Probe: EX3DV4 - SN:7406

## Basic Calibration Parameters

|   | Sensor X | Sensor Y | Sensor Z | Unc (k=2)     |
|---|----------|----------|----------|---------------|
| Norm ( $\mu\text{V}/(\text{V}/\text{m})^2$ ) <sup>A</sup> | 0.48     | 0.44     | 0.47     | $\pm 10.1 \%$ |
| DCP (mV) <sup>B</sup>                                     | 100.7    | 97.9     | 98.6     |               |

## Modulation Calibration Parameters

| UID       | Communication System Name                |   | A<br>dB | B<br>dB $\sqrt{\mu\text{V}}$ | C    | D<br>dB | VR<br>mV | Unc <sup>E</sup><br>(k=2) |
|-----------|--|---|---------|------------------------------|------|---------|----------|---------------------------|
| 0         | CW                                       | X | 0.0     | 0.0                          | 1.0  | 0.00    | 120.4    | $\pm 3.3 \%$              |
|           |  | Y | 0.0     | 0.0                          | 1.0  |         | 148.3    |                           |
|           |  | Z | 0.0     | 0.0                          | 1.0  |         | 146.7    |                           |
| 10010-CAA | SAR Validation (Square, 100ms, 10ms)     | X | 0.81    | 54.6                         | 7.4  | 10.00   | 50.3     | $\pm 2.2 \%$              |
|           |  | Y | 0.68    | 55.1                         | 7.9  |         | 47.9     |                           |
|           |  | Z | 1.34    | 61.0                         | 11.0 |         | 46.8     |                           |
| 10012-CAB | IEEE 802.11b WiFi 2.4 GHz (DSSS, 1 Mbps) | X | 2.83    | 68.0                         | 18.3 | 1.87    | 127.8    | $\pm 0.5 \%$              |
|           |  | Y | 2.82    | 68.4                         | 18.4 |         | 117.8    |                           |
|           |  | Z | 3.00    | 69.2                         | 19.0 |         | 115.9    |                           |
| 10100-CAB | LTE-FDD (SC-FDMA, 100% RB, 20 MHz, QPSK) | X | 6.54    | 67.4                         | 19.5 | 5.67    | 142.1    | $\pm 1.2 \%$              |
|           |  | Y | 6.19    | 66.7                         | 19.3 |         | 127.6    |                           |
|           |  | Z | 6.37    | 66.7                         | 19.2 |         | 125.7    |                           |
| 10103-CAB | LTE-TDD (SC-FDMA, 100% RB, 20 MHz, QPSK) | X | 7.58    | 67.9                         | 21.8 | 9.29    | 114.4    | $\pm 1.7 \%$              |
|           |  | Y | 7.34    | 68.3                         | 22.5 |         | 144.3    |                           |
|           |  | Z | 7.53    | 67.7                         | 21.8 |         | 139.5    |                           |
| 10108-CAC | LTE-FDD (SC-FDMA, 100% RB, 10 MHz, QPSK) | X | 6.34    | 66.9                         | 19.4 | 5.80    | 137.5    | $\pm 1.2 \%$              |
|           |  | Y | 5.90    | 65.9                         | 19.0 |         | 123.8    |                           |
|           |  | Z | 6.24    | 66.4                         | 19.2 |         | 123.7    |                           |
| 10151-CAB | LTE-TDD (SC-FDMA, 50% RB, 20 MHz, QPSK)  | X | 7.17    | 67.2                         | 21.5 | 9.28    | 109.5    | $\pm 1.7 \%$              |
|           |  | Y | 6.83    | 67.6                         | 22.3 |         | 137.0    |                           |
|           |  | Z | 7.23    | 67.4                         | 21.7 |         | 135.1    |                           |
| 10154-CAC | LTE-FDD (SC-FDMA, 50% RB, 10 MHz, QPSK)  | X | 5.99    | 66.4                         | 19.2 | 5.75    | 132.4    | $\pm 0.9 \%$              |
|           |  | Y | 5.61    | 65.8                         | 19.1 |         | 119.4    |                           |
|           |  | Z | 5.91    | 65.9                         | 19.0 |         | 120.1    |                           |
| 10160-CAB | LTE-FDD (SC-FDMA, 50% RB, 15 MHz, QPSK)  | X | 6.47    | 67.0                         | 19.5 | 5.82    | 137.0    | $\pm 1.2 \%$              |
|           |  | Y | 5.96    | 66.0                         | 19.1 |         | 123.9    |                           |
|           |  | Z | 6.33    | 66.3                         | 19.1 |         | 124.2    |                           |
| 10169-CAB | LTE-FDD (SC-FDMA, 1 RB, 20 MHz, QPSK)    | X | 4.71    | 65.5                         | 18.9 | 5.73    | 113.2    | $\pm 1.2 \%$              |
|           |  | Y | 4.60    | 66.2                         | 19.6 |         | 144.2    |                           |
|           |  | Z | 4.93    | 66.5                         | 19.5 |         | 143.2    |                           |
| 10172-CAB | LTE-TDD (SC-FDMA, 1 RB, 20 MHz, QPSK)    | X | 5.68    | 68.2                         | 22.4 | 9.21    | 117.6    | $\pm 1.7 \%$              |
|           |  | Y | 5.56    | 70.1                         | 24.1 |         | 146.1    |                           |
|           |  | Z | 5.87    | 69.4                         | 23.2 |         | 143.7    |                           |
| 10175-CAC | LTE-FDD (SC-FDMA, 1 RB, 10 MHz, QPSK)    | X | 4.75    | 65.7                         | 19.1 | 5.72    | 112.3    | $\pm 0.9 \%$              |
|           |  | Y | 4.58    | 66.1                         | 19.5 |         | 143.2    |                           |
|           |  | Z | 4.95    | 66.7                         | 19.6 |         | 142.0    |                           |

|           |  |   |      |      |      |      |       |        |
|-----------|--|---|------|------|------|------|-------|--------|
| 10181-CAB | LTE-FDD (SC-FDMA, 1 RB, 15 MHz, QPSK)    | X | 4.71 | 65.5 | 18.9 | 5.72 | 110.2 | ±0.9 % |
|           |  | Y | 4.53 | 65.8 | 19.4 |      | 141.4 |        |
|           |  | Z | 4.90 | 66.5 | 19.5 |      | 138.1 |        |
| 10237-CAB | LTE-TDD (SC-FDMA, 1 RB, 10 MHz, QPSK)    | X | 5.69 | 68.3 | 22.5 | 9.21 | 117.3 | ±1.7 % |
|           |  | Y | 5.47 | 69.5 | 23.8 |      | 145.1 |        |
|           |  | Z | 5.85 | 69.3 | 23.1 |      | 142.0 |        |
| 10252-CAB | LTE-TDD (SC-FDMA, 50% RB, 10 MHz, QPSK)  | X | 7.04 | 68.1 | 22.2 | 9.24 | 141.2 | ±1.9 % |
|           |  | Y | 6.35 | 67.2 | 22.2 |      | 125.4 |        |
|           |  | Z | 6.82 | 67.1 | 21.7 |      | 127.5 |        |
| 10267-CAB | LTE-TDD (SC-FDMA, 100% RB, 10 MHz, QPSK) | X | 7.45 | 68.3 | 22.2 | 9.30 | 148.0 | ±1.9 % |
|           |  | Y | 6.84 | 67.5 | 22.3 |      | 132.0 |        |
|           |  | Z | 7.24 | 67.4 | 21.8 |      | 134.6 |        |
| 10297-AAA | LTE-FDD (SC-FDMA, 50% RB, 20 MHz, QPSK)  | X | 6.35 | 66.9 | 19.4 | 5.81 | 135.3 | ±1.2 % |
|           |  | Y | 5.92 | 65.9 | 19.0 |      | 122.9 |        |
|           |  | Z | 6.26 | 66.4 | 19.2 |      | 122.1 |        |
| 10311-AAA | LTE-FDD (SC-FDMA, 100% RB, 15 MHz, QPSK) | X | 6.92 | 67.4 | 19.7 | 6.06 | 139.3 | ±1.2 % |
|           |  | Y | 6.52 | 66.6 | 19.5 |      | 127.9 |        |
|           |  | Z | 6.82 | 66.9 | 19.5 |      | 126.8 |        |

The reported uncertainty of measurement is stated as the standard uncertainty of measurement multiplied by the coverage factor  $k=2$ , which for a normal distribution corresponds to a coverage probability of approximately 95%.

<sup>A</sup> The uncertainties of Norm X,Y,Z do not affect the  $E^2$ -field uncertainty inside TSL (see Pages 6 and 7).

<sup>B</sup> Numerical linearization parameter: uncertainty not required.

<sup>E</sup> Uncertainty is determined using the max. deviation from linear response applying rectangular distribution and is expressed for the square of the field value.

## DASY/EASY - Parameters of Probe: EX3DV4 - SN:7406

### Calibration Parameter Determined in Head Tissue Simulating Media

| f (MHz) <sup>C</sup> | Relative Permittivity <sup>F</sup> | Conductivity (S/m) <sup>F</sup> | ConvF X | ConvF Y | ConvF Z | Alpha <sup>G</sup> | Depth <sup>G</sup> (mm) | Unc (k=2) |
|----------------------|------------------------------------|---------------------------------|---------|---------|---------|--------------------|-------------------------|-----------|
| 750                  | 41.9                               | 0.89                            | 10.52   | 10.52   | 10.52   | 0.52               | 0.89                    | ± 12.0 %  |
| 835                  | 41.5                               | 0.90                            | 9.83    | 9.83    | 9.83    | 0.54               | 0.80                    | ± 12.0 %  |
| 1750                 | 40.1                               | 1.37                            | 8.85    | 8.85    | 8.85    | 0.49               | 0.85                    | ± 12.0 %  |
| 1900                 | 40.0                               | 1.40                            | 8.22    | 8.22    | 8.22    | 0.40               | 0.88                    | ± 12.0 %  |
| 2300                 | 39.5                               | 1.67                            | 7.67    | 7.67    | 7.67    | 0.36               | 0.89                    | ± 12.0 %  |
| 2450                 | 39.2                               | 1.80                            | 7.29    | 7.29    | 7.29    | 0.40               | 0.80                    | ± 12.0 %  |
| 2600                 | 39.0                               | 1.96                            | 7.08    | 7.08    | 7.08    | 0.37               | 0.95                    | ± 12.0 %  |

<sup>C</sup> Frequency validity above 300 MHz of ± 100 MHz only applies for DASY v4.4 and higher (see Page 2), else it is restricted to ± 50 MHz. The uncertainty is the RSS of the ConvF uncertainty at calibration frequency and the uncertainty for the indicated frequency band. Frequency validity below 300 MHz is ± 10, 25, 40, 50 and 70 MHz for ConvF assessments at 30, 64, 128, 150 and 220 MHz respectively. Above 5 GHz frequency validity can be extended to ± 110 MHz.

<sup>F</sup> At frequencies below 3 GHz, the validity of tissue parameters ( $\epsilon$  and  $\sigma$ ) can be relaxed to ± 10% if liquid compensation formula is applied to measured SAR values. At frequencies above 3 GHz, the validity of tissue parameters ( $\epsilon$  and  $\sigma$ ) is restricted to ± 5%. The uncertainty is the RSS of the ConvF uncertainty for indicated target tissue parameters.

<sup>G</sup> Alpha/Depth are determined during calibration. SPEAG warrants that the remaining deviation due to the boundary effect after compensation is always less than ± 1% for frequencies below 3 GHz and below ± 2% for frequencies between 3-6 GHz at any distance larger than half the probe tip diameter from the boundary.

## DASY/EASY - Parameters of Probe: EX3DV4 - SN:7406

### Calibration Parameter Determined in Body Tissue Simulating Media

| f (MHz) <sup>C</sup> | Relative Permittivity <sup>F</sup> | Conductivity (S/m) <sup>F</sup> | ConvF X | ConvF Y | ConvF Z | Alpha <sup>G</sup> | Depth <sup>G</sup> (mm) | Unc (k=2) |
|----------------------|------------------------------------|---------------------------------|---------|---------|---------|--------------------|-------------------------|-----------|
| 750                  | 55.5                               | 0.96                            | 9.54    | 9.54    | 9.54    | 0.46               | 0.80                    | ± 12.0 %  |
| 835                  | 55.2                               | 0.97                            | 9.35    | 9.35    | 9.35    | 0.45               | 0.84                    | ± 12.0 %  |
| 1750                 | 53.4                               | 1.49                            | 7.78    | 7.78    | 7.78    | 0.37               | 0.85                    | ± 12.0 %  |
| 1900                 | 53.3                               | 1.52                            | 7.49    | 7.49    | 7.49    | 0.33               | 0.91                    | ± 12.0 %  |
| 2300                 | 52.9                               | 1.81                            | 7.37    | 7.37    | 7.37    | 0.42               | 0.80                    | ± 12.0 %  |
| 2450                 | 52.7                               | 1.95                            | 7.24    | 7.24    | 7.24    | 0.37               | 0.88                    | ± 12.0 %  |
| 2600                 | 52.5                               | 2.16                            | 6.94    | 6.94    | 6.94    | 0.27               | 0.99                    | ± 12.0 %  |

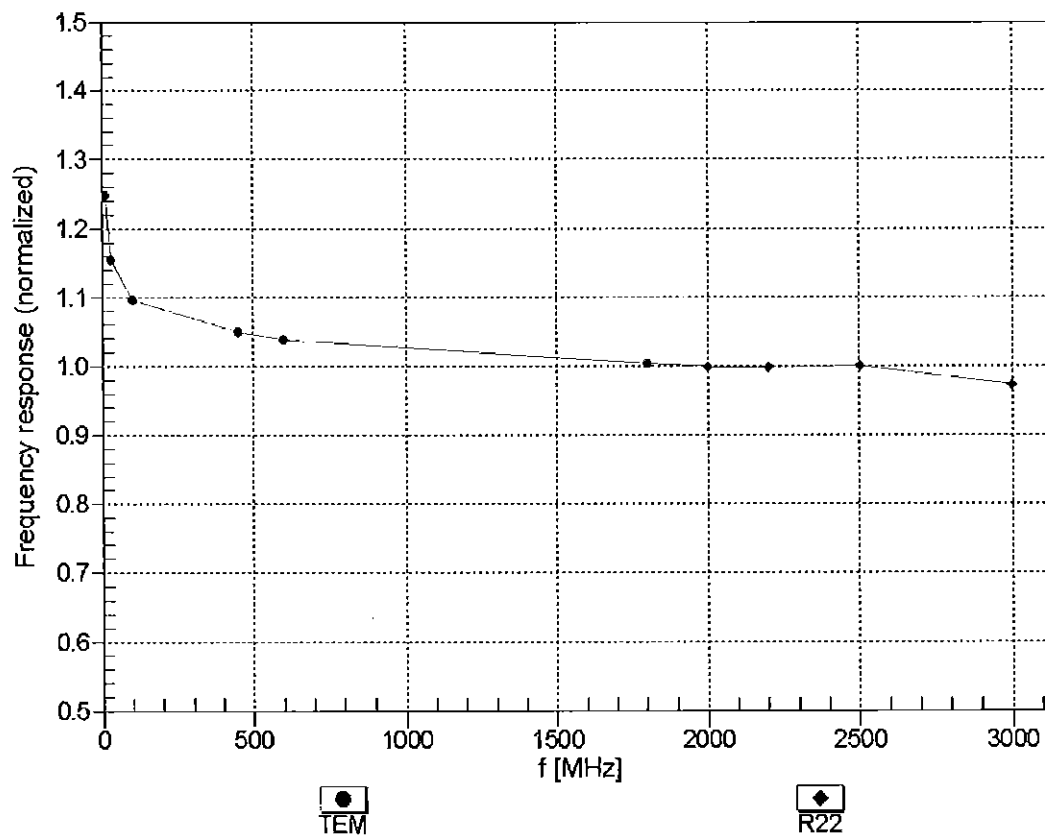
<sup>C</sup> Frequency validity above 300 MHz of ± 100 MHz only applies for DASY v4.4 and higher (see Page 2), else it is restricted to ± 50 MHz. The uncertainty is the RSS of the ConvF uncertainty at calibration frequency and the uncertainty for the indicated frequency band. Frequency validity below 300 MHz is ± 10, 25, 40, 50 and 70 MHz for ConvF assessments at 30, 64, 128, 150 and 220 MHz respectively. Above 5 GHz frequency validity can be extended to ± 110 MHz.

<sup>F</sup> At frequencies below 3 GHz, the validity of tissue parameters ( $\epsilon$  and  $\sigma$ ) can be relaxed to ± 10% if liquid compensation formula is applied to measured SAR values. At frequencies above 3 GHz, the validity of tissue parameters ( $\epsilon$  and  $\sigma$ ) is restricted to ± 5%. The uncertainty is the RSS of the ConvF uncertainty for indicated target tissue parameters.

<sup>G</sup> Alpha/Depth are determined during calibration. SPEAG warrants that the remaining deviation due to the boundary effect after compensation is always less than ± 1% for frequencies below 3 GHz and below ± 2% for frequencies between 3-6 GHz at any distance larger than half the probe tip diameter from the boundary.

## Frequency Response of E-Field

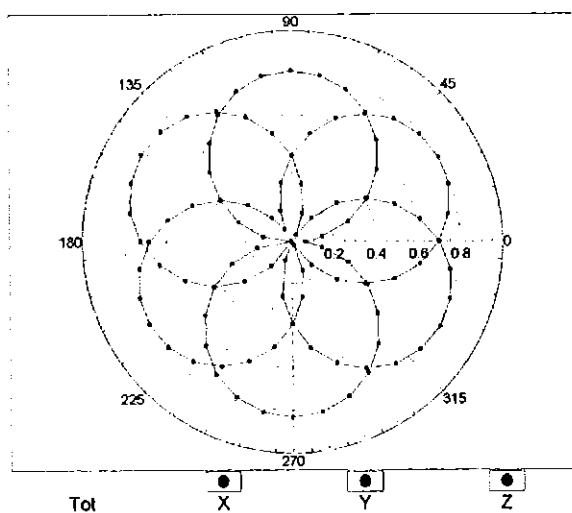
(TEM-Cell:ifi110 EXX, Waveguide: R22)



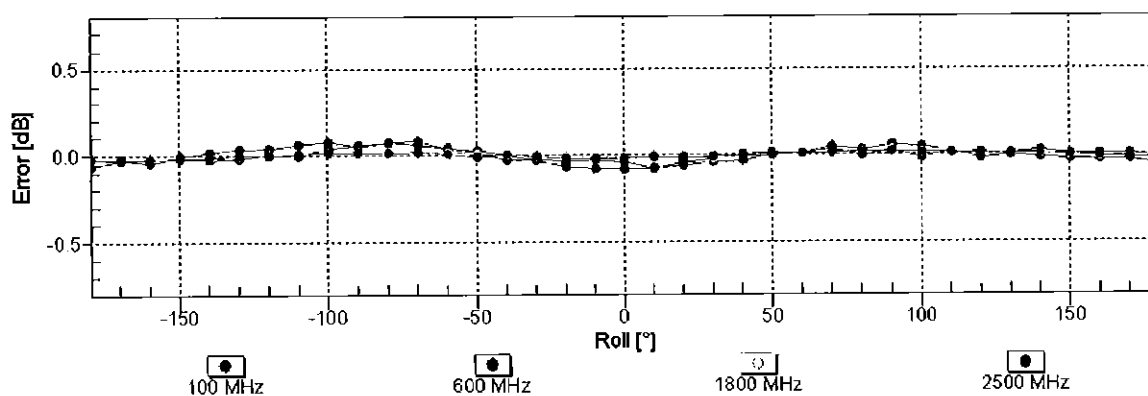
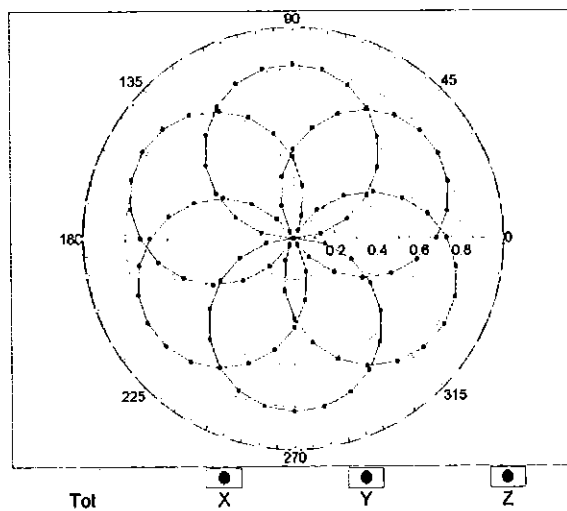
Uncertainty of Frequency Response of E-field:  $\pm 6.3\%$  ( $k=2$ )

## Receiving Pattern ( $\phi$ ), $\theta = 0^\circ$

f=600 MHz,TEM

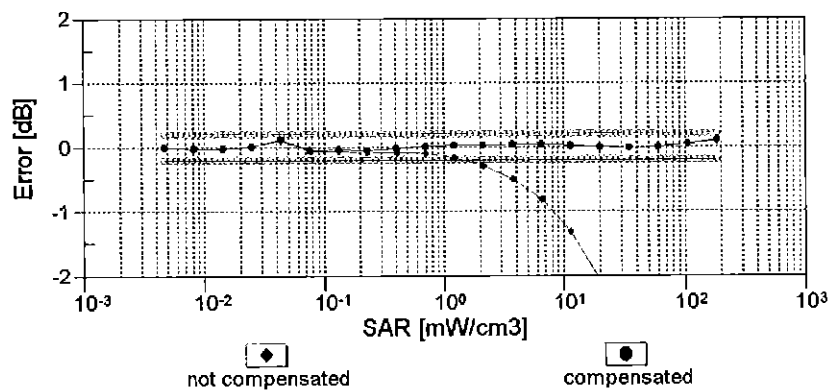
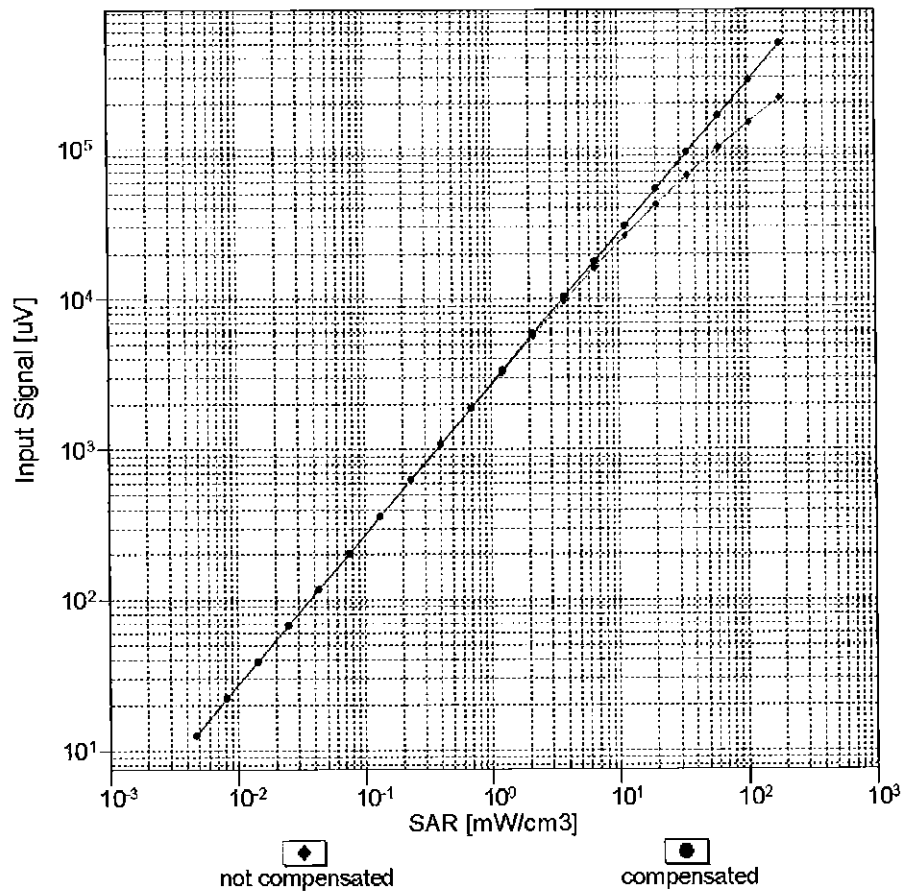


f=1800 MHz,R22



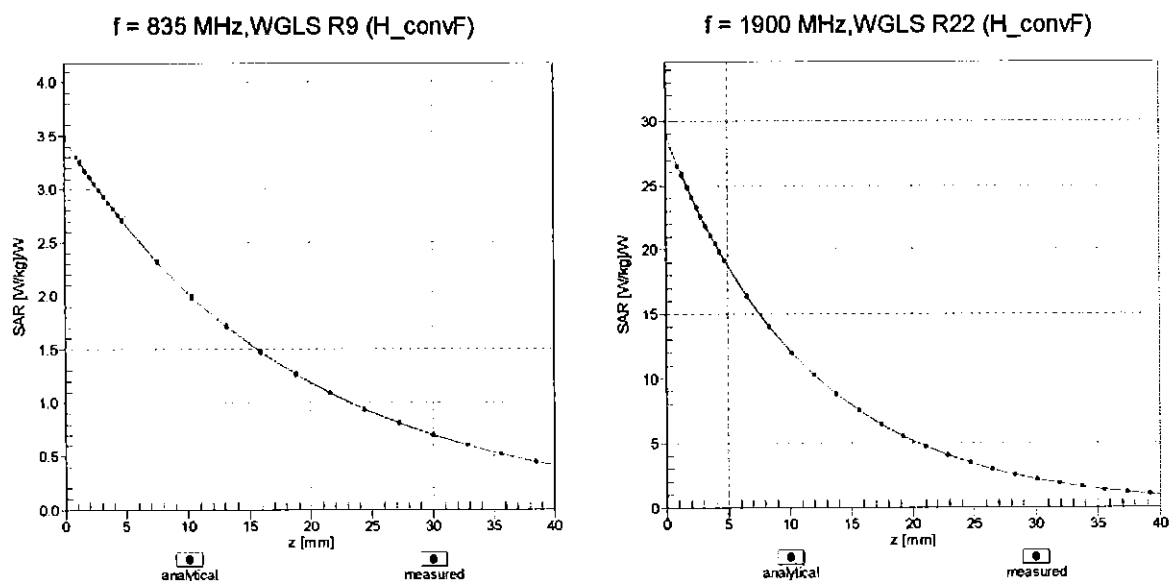
Uncertainty of Axial Isotropy Assessment:  $\pm 0.5\%$  ( $k=2$ )

# Dynamic Range $f(\text{SAR}_{\text{head}})$ (TEM cell , $f_{\text{eval}} = 1900 \text{ MHz}$ )




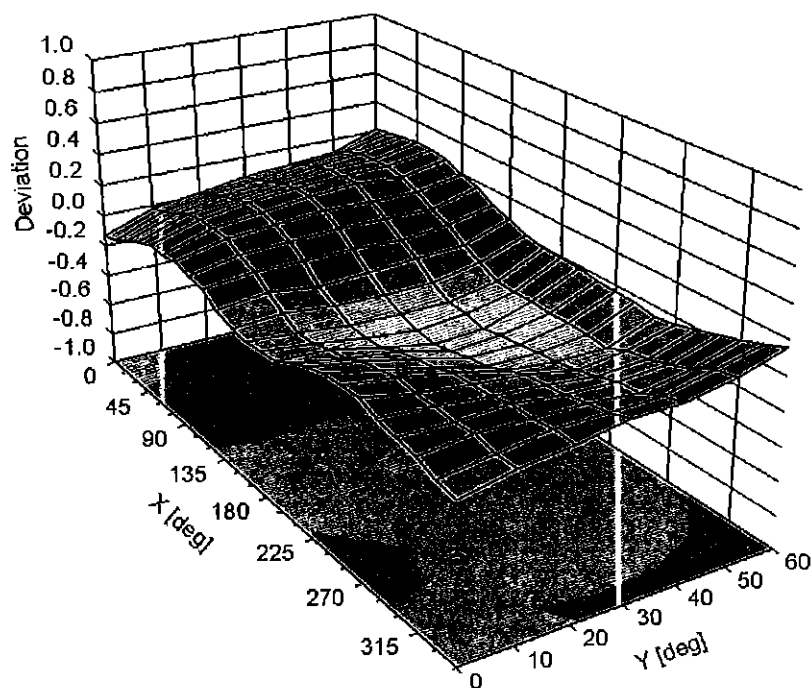
Uncertainty of Linearity Assessment:  $\pm 0.6\%$  ( $k=2$ )

## Conversion Factor Assessment



## Deviation from Isotropy in Liquid

Error ( $\phi, \theta$ ),  $f = 900 \text{ MHz}$





**DASY/EASY - Parameters of Probe: EX3DV4 - SN:7406****Other Probe Parameters**

|   |            |
|---|------------|
| Sensor Arrangement                            | Triangular |
| Connector Angle (°)                           | 0.4        |
| Mechanical Surface Detection Mode             | enabled    |
| Optical Surface Detection Mode                | disabled   |
| Probe Overall Length                          | 337 mm     |
| Probe Body Diameter                           | 10 mm      |
| Tip Length                                    | 9 mm       |
| Tip Diameter                                  | 2.5 mm     |
| Probe Tip to Sensor X Calibration Point       | 1 mm       |
| Probe Tip to Sensor Y Calibration Point       | 1 mm       |
| Probe Tip to Sensor Z Calibration Point       | 1 mm       |
| Recommended Measurement Distance from Surface | 1.4 mm     |



Accredited by the Swiss Accreditation Service (SAS)  
The Swiss Accreditation Service is one of the signatories to the EA  
Multilateral Agreement for the recognition of calibration certificates

Accreditation No.: **SCS 0108**

Client **PC Test**

Certificate No: **ES3-3209\_Mar16**

## CALIBRATION CERTIFICATE

Object

**ES3DV3 - SN:3209**

Calibration procedure(s)

**QA CAL-01.v9, QA CAL-23.v5, QA CAL-25.v6**  
Calibration procedure for dosimetric E-field probes

BN  
3/30/2016

Calibration date:

**March 18, 2016**

This calibration certificate documents the traceability to national standards, which realize the physical units of measurements (SI).  
The measurements and the uncertainties with confidence probability are given on the following pages and are part of the certificate.

All calibrations have been conducted in the closed laboratory facility: environment temperature ( $22 \pm 3$ )°C and humidity < 70%.

Calibration Equipment used (M&TE critical for calibration)

| Primary Standards          | ID              | Cal Date (Certificate No.)        | Scheduled Calibration  |
|----------------------------|-----------------|-----------------------------------|------------------------|
| Power meter E4419B         | GB41293874      | 01-Apr-15 (No. 217-02128)         | Mar-16                 |
| Power sensor E4412A        | MY41498087      | 01-Apr-15 (No. 217-02128)         | Mar-16                 |
| Reference 3 dB Attenuator  | SN: S5054 (3c)  | 01-Apr-15 (No. 217-02129)         | Mar-16                 |
| Reference 20 dB Attenuator | SN: S5277 (20x) | 01-Apr-15 (No. 217-02132)         | Mar-16                 |
| Reference 30 dB Attenuator | SN: S5129 (30b) | 01-Apr-15 (No. 217-02133)         | Mar-16                 |
| Reference Probe ES3DV2     | SN: 3013        | 31-Dec-15 (No. ES3-3013_Dec15)    | Dec-16                 |
| DAE4                       | SN: 660         | 23-Dec-15 (No. DAE4-660_Dec15)    | Dec-16                 |
| Secondary Standards        | ID              | Check Date (in house)             | Scheduled Check        |
| RF generator HP 8648C      | US3642U01700    | 4-Aug-99 (in house check Apr-13)  | In house check: Apr-16 |
| Network Analyzer HP 8753E  | US37390585      | 18-Oct-01 (in house check Oct-15) | In house check: Oct-16 |

|   | Name          | Function              | Signature |
|---|---------------|-----------------------|-----------|
| Calibrated by:  | Leif Klysner  | Laboratory Technician |           |
| Approved by:  | Katja Pokovic | Technical Manager     |           |
| Issued: March 22, 2016  |               |                       |           |
| This calibration certificate shall not be reproduced except in full without written approval of the laboratory. |               |                       |           |



Accredited by the Swiss Accreditation Service (SAS)

Accreditation No.: **SCS 0108**

The Swiss Accreditation Service is one of the signatories to the EA  
 Multilateral Agreement for the recognition of calibration certificates

## Glossary:

|                          |   |
|--------------------------|---|
| TSL                      | tissue simulating liquid  |
| NORM <sub>x,y,z</sub>    | sensitivity in free space   |
| ConvF                    | sensitivity in TSL / NORM <sub>x,y,z</sub>  |
| DCP                      | diode compression point   |
| CF                       | crest factor (1/duty_cycle) of the RF signal  |
| A, B, C, D               | modulation dependent linearization parameters   |
| Polarization $\phi$      | $\phi$ rotation around probe axis   |
| Polarization $\vartheta$ | $\vartheta$ rotation around an axis that is in the plane normal to probe axis (at measurement center),<br>i.e., $\vartheta = 0$ is normal to probe axis |
| Connector Angle          | information used in DASY system to align probe sensor X to the robot coordinate system  |

## Calibration is Performed According to the Following Standards:

- IEEE Std 1528-2013, "IEEE Recommended Practice for Determining the Peak Spatial-Averaged Specific Absorption Rate (SAR) in the Human Head from Wireless Communications Devices: Measurement Techniques", June 2013
- IEC 62209-1, "Procedure to measure the Specific Absorption Rate (SAR) for hand-held devices used in close proximity to the ear (frequency range of 300 MHz to 3 GHz)", February 2005
- IEC 62209-2, "Procedure to determine the Specific Absorption Rate (SAR) for wireless communication devices used in close proximity to the human body (frequency range of 30 MHz to 6 GHz)", March 2010
- KDB 865664, "SAR Measurement Requirements for 100 MHz to 6 GHz"

## Methods Applied and Interpretation of Parameters:

- NORM<sub>x,y,z</sub>**: Assessed for E-field polarization  $\vartheta = 0$  ( $f \leq 900$  MHz in TEM-cell;  $f > 1800$  MHz: R22 waveguide). NORM<sub>x,y,z</sub> are only intermediate values, i.e., the uncertainties of NORM<sub>x,y,z</sub> does not affect the  $E^2$ -field uncertainty inside TSL (see below **ConvF**).
- NORM( $f$ )<sub>x,y,z</sub>** = NORM<sub>x,y,z</sub> \* frequency\_response (see Frequency Response Chart). This linearization is implemented in DASY4 software versions later than 4.2. The uncertainty of the frequency response is included in the stated uncertainty of **ConvF**.
- DCP<sub>x,y,z</sub>**: DCP are numerical linearization parameters assessed based on the data of power sweep with CW signal (no uncertainty required). DCP does not depend on frequency nor media.
- PAR**: PAR is the Peak to Average Ratio that is not calibrated but determined based on the signal characteristics
- A<sub>x,y,z</sub>; B<sub>x,y,z</sub>; C<sub>x,y,z</sub>; D<sub>x,y,z</sub>; VR<sub>x,y,z</sub>**: A, B, C, D are numerical linearization parameters assessed based on the data of power sweep for specific modulation signal. The parameters do not depend on frequency nor media. VR is the maximum calibration range expressed in RMS voltage across the diode.
- ConvF and Boundary Effect Parameters**: Assessed in flat phantom using E-field (or Temperature Transfer Standard for  $f \leq 800$  MHz) and inside waveguide using analytical field distributions based on power measurements for  $f > 800$  MHz. The same setups are used for assessment of the parameters applied for boundary compensation (alpha, depth) of which typical uncertainty values are given. These parameters are used in DASY4 software to improve probe accuracy close to the boundary. The sensitivity in TSL corresponds to NORM<sub>x,y,z</sub> \* ConvF whereby the uncertainty corresponds to that given for ConvF. A frequency dependent ConvF is used in DASY version 4.4 and higher which allows extending the validity from  $\pm 50$  MHz to  $\pm 100$  MHz.
- Spherical isotropy (3D deviation from isotropy)**: in a field of low gradients realized using a flat phantom exposed by a patch antenna.
- Sensor Offset**: The sensor offset corresponds to the offset of virtual measurement center from the probe tip (on probe axis). No tolerance required.
- Connector Angle**: The angle is assessed using the information gained by determining the NORM<sub>x</sub> (no uncertainty required).

# Probe ES3DV3

## SN:3209

Manufactured: October 14, 2008  
Calibrated: March 18, 2016

Calibrated for DASY/EASY Systems  
(Note: non-compatible with DASY2 system!)

# DASY/EASY - Parameters of Probe: ES3DV3 - SN:3209

## Basic Calibration Parameters

|   | Sensor X | Sensor Y | Sensor Z | Unc (k=2)     |
|---|----------|----------|----------|---------------|
| Norm ( $\mu\text{V}/(\text{V}/\text{m})^2$ ) <sup>A</sup> | 1.33     | 1.31     | 1.12     | $\pm 10.1 \%$ |
| DCP (mV) <sup>B</sup>                                     | 101.7    | 103.5    | 101.2    |               |

## Modulation Calibration Parameters

| UID           | Communication System Name                |   | A<br>dB | B<br>dB $\sqrt{\mu\text{V}}$ | C    | D<br>dB | VR<br>mV | Unc <sup>E</sup><br>(k=2) |
|---------------|--|---|---------|------------------------------|------|---------|----------|---------------------------|
| 0             | CW                                       | X | 0.0     | 0.0                          | 1.0  | 0.00    | 220.0    | $\pm 3.8 \%$              |
|               |  | Y | 0.0     | 0.0                          | 1.0  |         | 213.1    |                           |
|               |  | Z | 0.0     | 0.0                          | 1.0  |         | 195.4    |                           |
| 10010-<br>CAA | SAR Validation (Square, 100ms, 10ms)     | X | 2.09    | 61.8                         | 11.1 | 10.00   | 43.7     | $\pm 0.9 \%$              |
|               |  | Y | 2.54    | 63.7                         | 12.3 |         | 42.4     |                           |
|               |  | Z | 9.74    | 76.2                         | 16.0 |         | 38.8     |                           |
| 10012-<br>CAB | IEEE 802.11b WiFi 2.4 GHz (DSSS, 1 Mbps) | X | 2.73    | 68.3                         | 18.8 | 1.87    | 133.3    | $\pm 0.7 \%$              |
|               |  | Y | 3.26    | 72.2                         | 21.0 |         | 127.7    |                           |
|               |  | Z | 2.80    | 68.4                         | 18.6 |         | 116.7    |                           |
| 10100-<br>CAB | LTE-FDD (SC-FDMA, 100% RB, 20 MHz, QPSK) | X | 6.61    | 68.5                         | 20.5 | 5.67    | 147.6    | $\pm 1.4 \%$              |
|               |  | Y | 6.48    | 68.0                         | 20.1 |         | 139.5    |                           |
|               |  | Z | 6.30    | 67.2                         | 19.6 |         | 127.7    |                           |
| 10103-<br>CAB | LTE-TDD (SC-FDMA, 100% RB, 20 MHz, QPSK) | X | 9.09    | 74.0                         | 25.9 | 9.29    | 124.5    | $\pm 2.2 \%$              |
|               |  | Y | 9.05    | 73.2                         | 25.1 |         | 120.6    |                           |
|               |  | Z | 8.51    | 71.7                         | 24.5 |         | 107.7    |                           |
| 10108-<br>CAC | LTE-FDD (SC-FDMA, 100% RB, 10 MHz, QPSK) | X | 6.45    | 68.0                         | 20.4 | 5.80    | 144.1    | $\pm 1.4 \%$              |
|               |  | Y | 6.35    | 67.6                         | 20.0 |         | 137.6    |                           |
|               |  | Z | 6.17    | 66.8                         | 19.5 |         | 124.8    |                           |
| 10151-<br>CAB | LTE-TDD (SC-FDMA, 50% RB, 20 MHz, QPSK)  | X | 8.52    | 73.1                         | 25.6 | 9.28    | 119.2    | $\pm 2.5 \%$              |
|               |  | Y | 8.47    | 72.2                         | 24.7 |         | 116.3    |                           |
|               |  | Z | 9.20    | 75.3                         | 26.7 |         | 148.4    |                           |
| 10154-<br>CAC | LTE-FDD (SC-FDMA, 50% RB, 10 MHz, QPSK)  | X | 6.14    | 67.6                         | 20.2 | 5.75    | 140.1    | $\pm 1.4 \%$              |
|               |  | Y | 6.03    | 67.1                         | 19.8 |         | 134.4    |                           |
|               |  | Z | 5.89    | 66.4                         | 19.4 |         | 121.9    |                           |
| 10160-<br>CAB | LTE-FDD (SC-FDMA, 50% RB, 15 MHz, QPSK)  | X | 6.57    | 68.0                         | 20.3 | 5.82    | 145.9    | $\pm 1.4 \%$              |
|               |  | Y | 6.48    | 67.6                         | 20.0 |         | 139.5    |                           |
|               |  | Z | 6.32    | 67.0                         | 19.6 |         | 126.7    |                           |
| 10169-<br>CAB | LTE-FDD (SC-FDMA, 1 RB, 20 MHz, QPSK)    | X | 4.84    | 66.7                         | 19.9 | 5.73    | 121.1    | $\pm 1.2 \%$              |
|               |  | Y | 4.86    | 66.6                         | 19.8 |         | 117.0    |                           |
|               |  | Z | 5.16    | 67.8                         | 20.4 |         | 148.7    |                           |
| 10172-<br>CAB | LTE-TDD (SC-FDMA, 1 RB, 20 MHz, QPSK)    | X | 7.43    | 77.3                         | 28.3 | 9.21    | 131.4    | $\pm 1.9 \%$              |
|               |  | Y | 7.40    | 75.8                         | 27.0 |         | 129.7    |                           |
|               |  | Z | 6.83    | 73.7                         | 26.0 |         | 116.1    |                           |
| 10175-<br>CAC | LTE-FDD (SC-FDMA, 1 RB, 10 MHz, QPSK)    | X | 4.75    | 66.3                         | 19.7 | 5.72    | 114.6    | $\pm 0.9 \%$              |
|               |  | Y | 4.82    | 66.4                         | 19.7 |         | 110.3    |                           |
|               |  | Z | 5.16    | 67.8                         | 20.4 |         | 147.4    |                           |

|           |  |   |      |      |      |      |       |        |
|-----------|--|---|------|------|------|------|-------|--------|
| 10181-CAB | LTE-FDD (SC-FDMA, 1 RB, 15 MHz, QPSK)    | X | 4.82 | 66.6 | 19.9 | 5.72 | 119.3 | ±0.9 % |
|           |  | Y | 4.79 | 66.2 | 19.6 |      | 110.0 |        |
|           |  | Z | 5.15 | 67.8 | 20.3 |      | 147.0 |        |
| 10237-CAB | LTE-TDD (SC-FDMA, 1 RB, 10 MHz, QPSK)    | X | 7.37 | 76.9 | 28.1 | 9.21 | 130.4 | ±1.9 % |
|           |  | Y | 7.02 | 74.1 | 26.0 |      | 122.0 |        |
|           |  | Z | 6.83 | 73.6 | 25.9 |      | 115.6 |        |
| 10252-CAB | LTE-TDD (SC-FDMA, 50% RB, 10 MHz, QPSK)  | X | 7.85 | 72.0 | 25.2 | 9.24 | 112.3 | ±2.5 % |
|           |  | Y | 7.74 | 70.8 | 24.1 |      | 104.5 |        |
|           |  | Z | 8.42 | 73.9 | 26.1 |      | 138.6 |        |
| 10267-CAB | LTE-TDD (SC-FDMA, 100% RB, 10 MHz, QPSK) | X | 8.43 | 72.7 | 25.4 | 9.30 | 116.9 | ±2.5 % |
|           |  | Y | 8.28 | 71.5 | 24.3 |      | 109.4 |        |
|           |  | Z | 9.17 | 75.2 | 26.7 |      | 147.6 |        |
| 10297-AAA | LTE-FDD (SC-FDMA, 50% RB, 20 MHz, QPSK)  | X | 6.48 | 68.1 | 20.5 | 5.81 | 141.5 | ±1.4 % |
|           |  | Y | 6.32 | 67.4 | 20.0 |      | 136.8 |        |
|           |  | Z | 6.17 | 66.8 | 19.6 |      | 123.8 |        |
| 10311-AAA | LTE-FDD (SC-FDMA, 100% RB, 15 MHz, QPSK) | X | 7.07 | 68.8 | 20.8 | 6.06 | 146.9 | ±1.7 % |
|           |  | Y | 6.98 | 68.3 | 20.5 |      | 142.2 |        |
|           |  | Z | 6.77 | 67.5 | 20.0 |      | 128.8 |        |

The reported uncertainty of measurement is stated as the standard uncertainty of measurement multiplied by the coverage factor  $k=2$ , which for a normal distribution corresponds to a coverage probability of approximately 95%.

<sup>A</sup> The uncertainties of Norm X,Y,Z do not affect the  $E^2$ -field uncertainty inside TSL (see Pages 6 and 7).

<sup>B</sup> Numerical linearization parameter: uncertainty not required.

<sup>E</sup> Uncertainty is determined using the max. deviation from linear response applying rectangular distribution and is expressed for the square of the field value.

## DASY/EASY - Parameters of Probe: ES3DV3 - SN:3209

### Calibration Parameter Determined in Head Tissue Simulating Media

| f (MHz) <sup>C</sup> | Relative Permittivity <sup>F</sup> | Conductivity (S/m) <sup>F</sup> | ConvF X | ConvF Y | ConvF Z | Alpha <sup>G</sup> | Depth <sup>G</sup> (mm) | Unc (k=2) |
|----------------------|------------------------------------|---------------------------------|---------|---------|---------|--------------------|-------------------------|-----------|
| 750                  | 41.9                               | 0.89                            | 6.60    | 6.60    | 6.60    | 0.47               | 1.59                    | ± 12.0 %  |
| 835                  | 41.5                               | 0.90                            | 6.20    | 6.20    | 6.20    | 0.80               | 1.19                    | ± 12.0 %  |
| 1750                 | 40.1                               | 1.37                            | 5.28    | 5.28    | 5.28    | 0.54               | 1.35                    | ± 12.0 %  |
| 1900                 | 40.0                               | 1.40                            | 5.14    | 5.14    | 5.14    | 0.71               | 1.21                    | ± 12.0 %  |
| 2300                 | 39.5                               | 1.67                            | 4.82    | 4.82    | 4.82    | 0.74               | 1.26                    | ± 12.0 %  |
| 2450                 | 39.2                               | 1.80                            | 4.63    | 4.63    | 4.63    | 0.55               | 1.50                    | ± 12.0 %  |
| 2600                 | 39.0                               | 1.96                            | 4.48    | 4.48    | 4.48    | 0.78               | 1.25                    | ± 12.0 %  |

<sup>C</sup> Frequency validity above 300 MHz of ± 100 MHz only applies for DASY v4.4 and higher (see Page 2), else it is restricted to ± 50 MHz. The uncertainty is the RSS of the ConvF uncertainty at calibration frequency and the uncertainty for the indicated frequency band. Frequency validity below 300 MHz is ± 10, 25, 40, 50 and 70 MHz for ConvF assessments at 30, 64, 128, 150 and 220 MHz respectively. Above 5 GHz frequency validity can be extended to ± 110 MHz.

<sup>F</sup> At frequencies below 3 GHz, the validity of tissue parameters ( $\epsilon$  and  $\sigma$ ) can be relaxed to ± 10% if liquid compensation formula is applied to measured SAR values. At frequencies above 3 GHz, the validity of tissue parameters ( $\epsilon$  and  $\sigma$ ) is restricted to ± 5%. The uncertainty is the RSS of the ConvF uncertainty for indicated target tissue parameters.

<sup>G</sup> Alpha/Depth are determined during calibration. SPEAG warrants that the remaining deviation due to the boundary effect after compensation is always less than ± 1% for frequencies below 3 GHz and below ± 2% for frequencies between 3-6 GHz at any distance larger than half the probe tip diameter from the boundary.

## DASY/EASY - Parameters of Probe: ES3DV3 - SN:3209

### Calibration Parameter Determined in Body Tissue Simulating Media

| f (MHz) <sup>C</sup> | Relative Permittivity <sup>F</sup> | Conductivity (S/m) <sup>F</sup> | ConvF X | ConvF Y | ConvF Z | Alpha <sup>G</sup> | Depth <sup>G</sup> (mm) | Unc (k=2) |
|----------------------|------------------------------------|---------------------------------|---------|---------|---------|--------------------|-------------------------|-----------|
| 750                  | 55.5                               | 0.96                            | 6.19    | 6.19    | 6.19    | 0.53               | 1.42                    | ± 12.0 %  |
| 835                  | 55.2                               | 0.97                            | 6.19    | 6.19    | 6.19    | 0.62               | 1.30                    | ± 12.0 %  |
| 1750                 | 53.4                               | 1.49                            | 4.99    | 4.99    | 4.99    | 0.51               | 1.54                    | ± 12.0 %  |
| 1900                 | 53.3                               | 1.52                            | 4.77    | 4.77    | 4.77    | 0.56               | 1.52                    | ± 12.0 %  |
| 2300                 | 52.9                               | 1.81                            | 4.44    | 4.44    | 4.44    | 0.75               | 1.26                    | ± 12.0 %  |
| 2450                 | 52.7                               | 1.95                            | 4.31    | 4.31    | 4.31    | 0.74               | 1.26                    | ± 12.0 %  |
| 2600                 | 52.5                               | 2.16                            | 4.11    | 4.11    | 4.11    | 0.80               | 1.20                    | ± 12.0 %  |

<sup>C</sup> Frequency validity above 300 MHz of ± 100 MHz only applies for DASY v4.4 and higher (see Page 2), else it is restricted to ± 50 MHz. The uncertainty is the RSS of the ConvF uncertainty at calibration frequency and the uncertainty for the indicated frequency band. Frequency validity below 300 MHz is ± 10, 25, 40, 50 and 70 MHz for ConvF assessments at 30, 64, 128, 150 and 220 MHz respectively. Above 5 GHz frequency validity can be extended to ± 110 MHz.

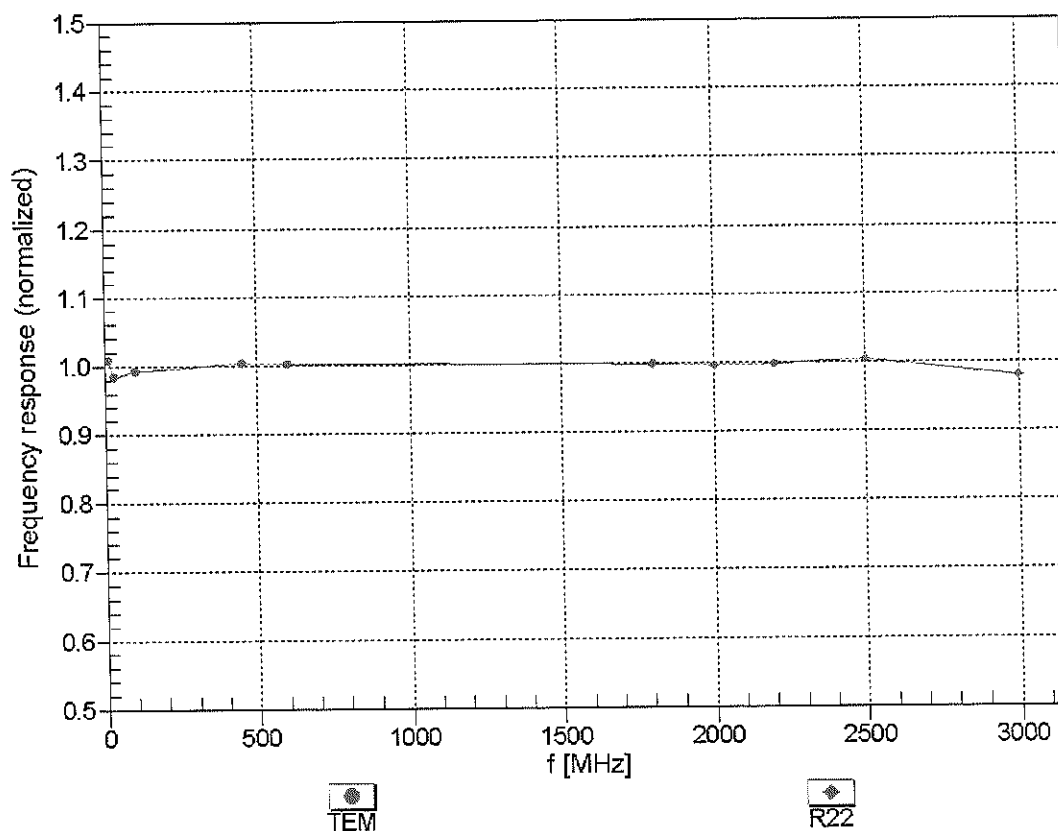
<sup>F</sup> At frequencies below 3 GHz, the validity of tissue parameters ( $\epsilon$  and  $\sigma$ ) can be relaxed to ± 10% if liquid compensation formula is applied to measured SAR values. At frequencies above 3 GHz, the validity of tissue parameters ( $\epsilon$  and  $\sigma$ ) is restricted to ± 5%. The uncertainty is the RSS of the ConvF uncertainty for indicated target tissue parameters.

<sup>G</sup> Alpha/Depth are determined during calibration. SPEAG warrants that the remaining deviation due to the boundary effect after compensation is always less than ± 1% for frequencies below 3 GHz and below ± 2% for frequencies between 3-6 GHz at any distance larger than half the probe tip diameter from the boundary.



## Frequency Response of E-Field

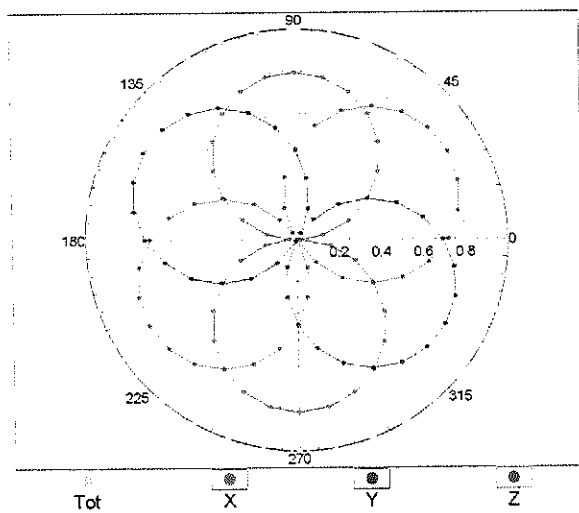
(TEM-Cell:ifi110 EXX, Waveguide: R22)



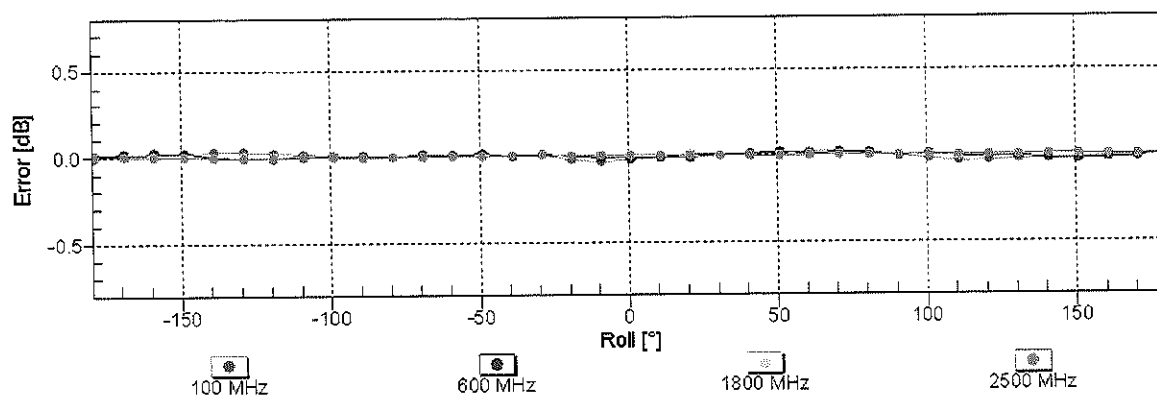
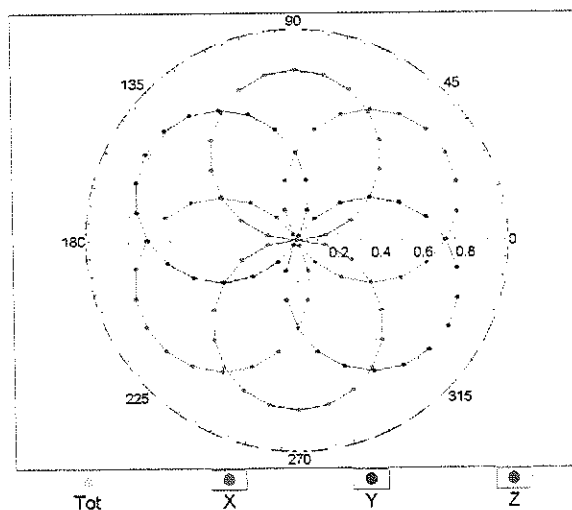
Uncertainty of Frequency Response of E-field:  $\pm 6.3\%$  (k=2)

## Receiving Pattern ( $\phi$ ), $\theta = 0^\circ$

f=600 MHz, TEM

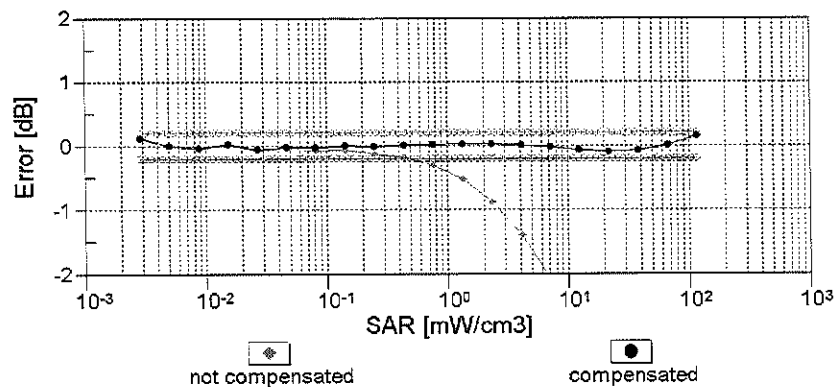
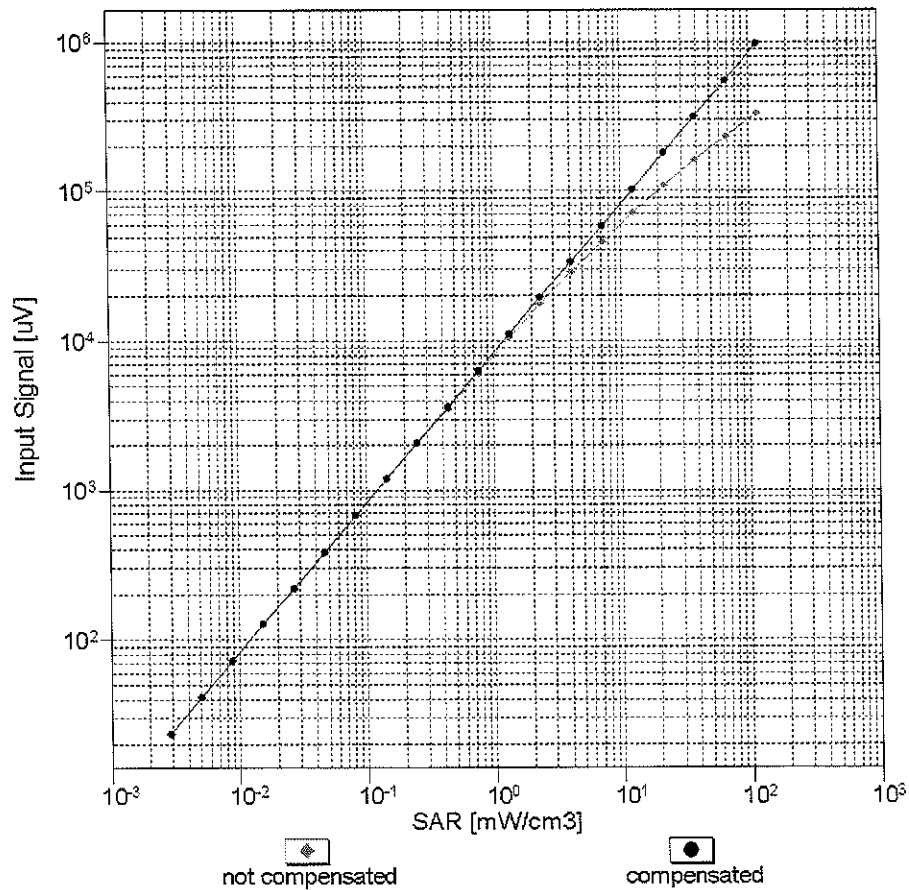


f=1800 MHz, R22



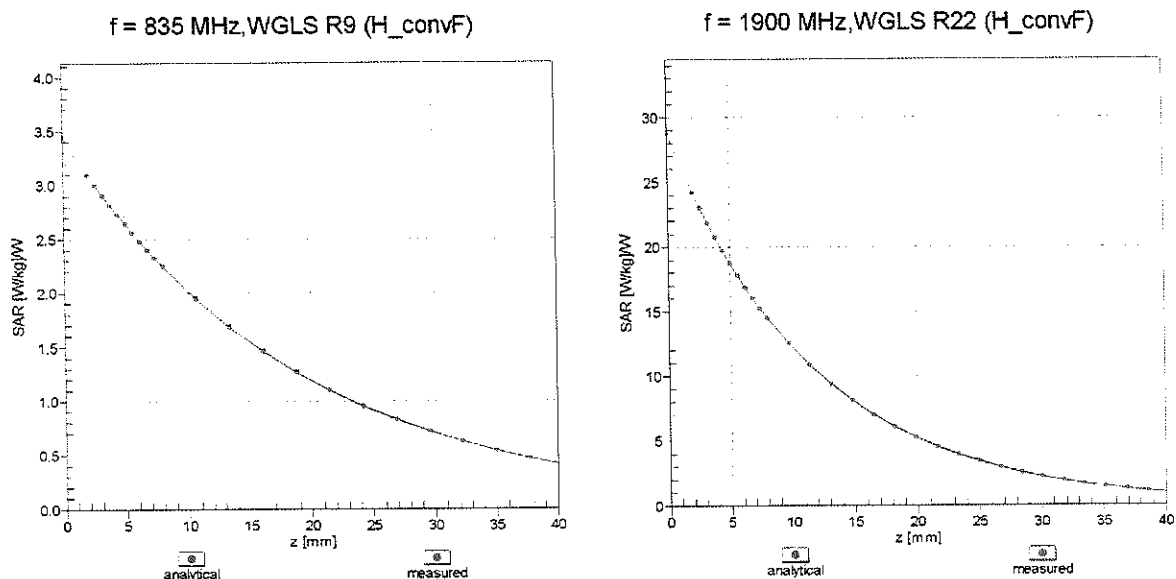
Uncertainty of Axial Isotropy Assessment:  $\pm 0.5\%$  ( $k=2$ )

## Dynamic Range $f(\text{SAR}_{\text{head}})$ (TEM cell , $f_{\text{eval}} = 1900 \text{ MHz}$ )



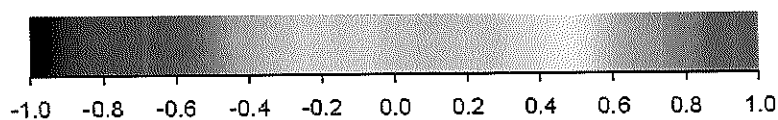
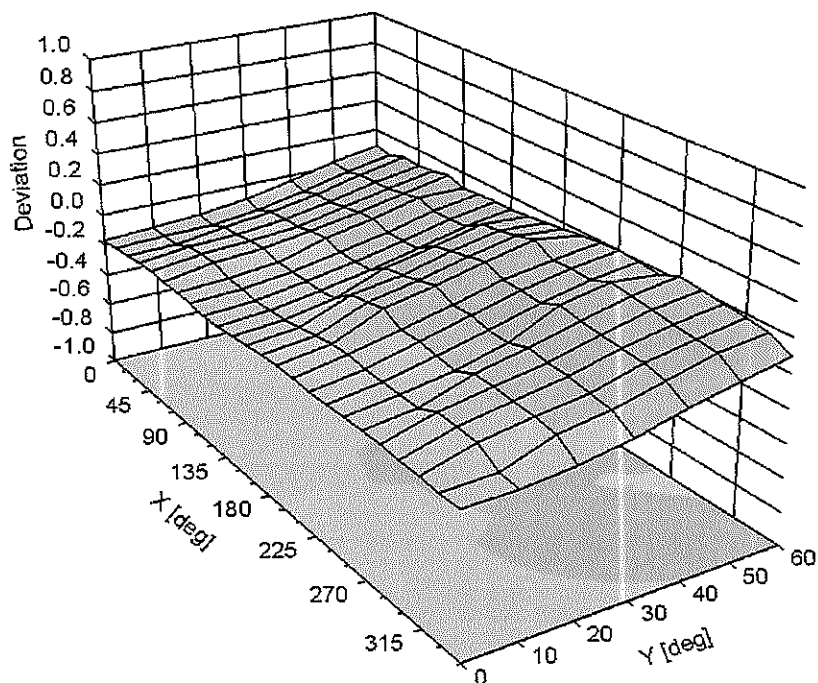
Uncertainty of Linearity Assessment:  $\pm 0.6\%$  ( $k=2$ )

## Conversion Factor Assessment



## Deviation from Isotropy in Liquid

Error ( $\phi, \theta$ ),  $f = 900 \text{ MHz}$



Uncertainty of Spherical Isotropy Assessment:  $\pm 2.6\%$  ( $k=2$ )

## DASY/EASY - Parameters of Probe: ES3DV3 - SN:3209

### Other Probe Parameters

|   |            |
|---|------------|
| Sensor Arrangement                            | Triangular |
| Connector Angle (°)                           | 141        |
| Mechanical Surface Detection Mode             | enabled    |
| Optical Surface Detection Mode                | disabled   |
| Probe Overall Length                          | 337 mm     |
| Probe Body Diameter                           | 10 mm      |
| Tip Length                                    | 10 mm      |
| Tip Diameter                                  | 4 mm       |
| Probe Tip to Sensor X Calibration Point       | 2 mm       |
| Probe Tip to Sensor Y Calibration Point       | 2 mm       |
| Probe Tip to Sensor Z Calibration Point       | 2 mm       |
| Recommended Measurement Distance from Surface | 3 mm       |



Accredited by the Swiss Accreditation Service (SAS)

Accreditation No.: SCS 0108

The Swiss Accreditation Service is one of the signatories to the EA  
Multilateral Agreement for the recognition of calibration certificates

Client **PC Test**

Certificate No: **EX3-7308\_Jul16**

## CALIBRATION CERTIFICATE

Object **EX3DV4 - SN:7308**

Calibration procedure(s) **QA CAL-01.v9, QA CAL-14.v4, QA CAL-23.v5, QA CAL-25.v6**  
**Calibration procedure for dosimetric E-field probes**

BN ✓  
07/27/2016

Calibration date: **July 21, 2016**

This calibration certificate documents the traceability to national standards, which realize the physical units of measurements (SI).  
The measurements and the uncertainties with confidence probability are given on the following pages and are part of the certificate.

All calibrations have been conducted in the closed laboratory facility: environment temperature  $(22 \pm 3)^{\circ}\text{C}$  and humidity  $< 70\%$ .

Calibration Equipment used (M&TE critical for calibration)

| Primary Standards          | ID               | Cal Date (Certificate No.)        | Scheduled Calibration  |
|----------------------------|------------------|-----------------------------------|------------------------|
| Power meter NRP            | SN: 104778       | 06-Apr-16 (No. 217-02288/02289)   | Apr-17                 |
| Power sensor NRP-Z91       | SN: 103244       | 06-Apr-16 (No. 217-02288)         | Apr-17                 |
| Power sensor NRP-Z91       | SN: 103245       | 06-Apr-16 (No. 217-02289)         | Apr-17                 |
| Reference 20 dB Attenuator | SN: S5277 (20x)  | 05-Apr-16 (No. 217-02293)         | Apr-17                 |
| Reference Probe ES3DV2     | SN: 3013         | 31-Dec-15 (No. ES3-3013_Dec15)    | Dec-16                 |
| DAE4                       | SN: 660          | 23-Dec-15 (No. DAE4-660_Dec15)    | Dec-16                 |
| Secondary Standards        | ID               | Check Date (in house)             | Scheduled Check        |
| Power meter E4419B         | SN: GB41293874   | 06-Apr-16 (in house check Jun-16) | In house check: Jun-18 |
| Power sensor E4412A        | SN: MY41498087   | 06-Apr-16 (in house check Jun-16) | In house check: Jun-18 |
| Power sensor E4412A        | SN: 000110210    | 06-Apr-16 (in house check Jun-16) | In house check: Jun-18 |
| RF generator HP 8648C      | SN: US3642U01700 | 04-Aug-99 (in house check Jun-16) | In house check: Jun-18 |
| Network Analyzer HP 8753E  | SN: US37390585   | 18-Oct-01 (in house check Oct-15) | In house check: Oct-16 |

|   |                         |                                   |               |
|---|-------------------------|-----------------------------------|---------------|
| Calibrated by:  | Name<br>Claudio Leubler | Function<br>Laboratory Technician | Signature<br> |
| Approved by:  | Katja Pokovic           | Technical Manager                 |               |
| Issued: July 21, 2016   |                         |                                   |               |
| This calibration certificate shall not be reproduced except in full without written approval of the laboratory. |                         |                                   |               |



Accredited by the Swiss Accreditation Service (SAS)

Accreditation No.: **SCS 0108**

The Swiss Accreditation Service is one of the signatories to the EA  
 Multilateral Agreement for the recognition of calibration certificates

### Glossary:

|                          |   |
|--------------------------|---|
| TSL                      | tissue simulating liquid  |
| NORM <sub>x,y,z</sub>    | sensitivity in free space   |
| ConvF                    | sensitivity in TSL / NORM <sub>x,y,z</sub>  |
| DCP                      | diode compression point   |
| CF                       | crest factor (1/duty_cycle) of the RF signal  |
| A, B, C, D               | modulation dependent linearization parameters   |
| Polarization $\phi$      | $\phi$ rotation around probe axis   |
| Polarization $\vartheta$ | $\vartheta$ rotation around an axis that is in the plane normal to probe axis (at measurement center),<br>i.e., $\vartheta = 0$ is normal to probe axis |
| Connector Angle          | information used in DASY system to align probe sensor X to the robot coordinate system  |

### Calibration is Performed According to the Following Standards:

- IEEE Std 1528-2013, "IEEE Recommended Practice for Determining the Peak Spatial-Averaged Specific Absorption Rate (SAR) in the Human Head from Wireless Communications Devices: Measurement Techniques", June 2013
- IEC 62209-1, "Procedure to measure the Specific Absorption Rate (SAR) for hand-held devices used in close proximity to the ear (frequency range of 300 MHz to 3 GHz)", February 2005
- IEC 62209-2, "Procedure to determine the Specific Absorption Rate (SAR) for wireless communication devices used in close proximity to the human body (frequency range of 30 MHz to 6 GHz)", March 2010
- KDB 865664, "SAR Measurement Requirements for 100 MHz to 6 GHz"

### Methods Applied and Interpretation of Parameters:

- NORM<sub>x,y,z</sub>**: Assessed for E-field polarization  $\vartheta = 0$  ( $f \leq 900$  MHz in TEM-cell;  $f > 1800$  MHz: R22 waveguide). NORM<sub>x,y,z</sub> are only intermediate values, i.e., the uncertainties of NORM<sub>x,y,z</sub> does not affect the E<sup>2</sup>-field uncertainty inside TSL (see below ConvF).
- NORM(f)<sub>x,y,z</sub>** = NORM<sub>x,y,z</sub> \* frequency\_response (see Frequency Response Chart). This linearization is implemented in DASY4 software versions later than 4.2. The uncertainty of the frequency response is included in the stated uncertainty of ConvF.
- DCP<sub>x,y,z</sub>**: DCP are numerical linearization parameters assessed based on the data of power sweep with CW signal (no uncertainty required). DCP does not depend on frequency nor media.
- PAR**: PAR is the Peak to Average Ratio that is not calibrated but determined based on the signal characteristics
- A<sub>x,y,z</sub>; B<sub>x,y,z</sub>; C<sub>x,y,z</sub>; D<sub>x,y,z</sub>; VR<sub>x,y,z</sub>**: A, B, C, D are numerical linearization parameters assessed based on the data of power sweep for specific modulation signal. The parameters do not depend on frequency nor media. VR is the maximum calibration range expressed in RMS voltage across the diode.
- ConvF and Boundary Effect Parameters**: Assessed in flat phantom using E-field (or Temperature Transfer Standard for  $f \leq 800$  MHz) and inside waveguide using analytical field distributions based on power measurements for  $f > 800$  MHz. The same setups are used for assessment of the parameters applied for boundary compensation (alpha, depth) of which typical uncertainty values are given. These parameters are used in DASY4 software to improve probe accuracy close to the boundary. The sensitivity in TSL corresponds to NORM<sub>x,y,z</sub> \* ConvF whereby the uncertainty corresponds to that given for ConvF. A frequency dependent ConvF is used in DASY version 4.4 and higher which allows extending the validity from  $\pm 50$  MHz to  $\pm 100$  MHz.
- Spherical isotropy (3D deviation from isotropy)**: in a field of low gradients realized using a flat phantom exposed by a patch antenna.
- Sensor Offset**: The sensor offset corresponds to the offset of virtual measurement center from the probe tip (on probe axis). No tolerance required.
- Connector Angle**: The angle is assessed using the information gained by determining the NORM<sub>x</sub> (no uncertainty required).

# Probe EX3DV4

## SN:7308

Manufactured: March 11, 2014  
Calibrated: July 21, 2016

Calibrated for DASY/EASY Systems  
(Note: non-compatible with DASY2 system!)



## DASY/EASY - Parameters of Probe: EX3DV4 - SN:7308

### Basic Calibration Parameters

|                                       | Sensor X | Sensor Y | Sensor Z | Unc (k=2) |
|---------------------------------------|----------|----------|----------|-----------|
| Norm ( $\mu V/(V/m)^2$ ) <sup>A</sup> | 0.52     | 0.60     | 0.44     | ± 10.1 %  |
| DCP (mV) <sup>B</sup>                 | 98.3     | 94.6     | 98.8     |           |

### Modulation Calibration Parameters

| UID | Communication System Name |   | A<br>dB | B<br>dB $\sqrt{\mu V}$ | C   | D<br>dB | VR<br>mV | Unc <sup>E</sup><br>(k=2) |
|-----|---------------------------|---|---------|------------------------|-----|---------|----------|---------------------------|
| 0   | CW                        | X | 0.0     | 0.0                    | 1.0 | 0.00    | 140.2    | ±3.3 %                    |
|     |                           | Y | 0.0     | 0.0                    | 1.0 |         | 155.1    |                           |
|     |                           | Z | 0.0     | 0.0                    | 1.0 |         | 146.8    |                           |

Note: For details on UID parameters see Appendix.

### Sensor Model Parameters

|   | C1<br>fF | C2<br>fF | $\alpha$<br>V <sup>-1</sup> | T1<br>ms.V <sup>-2</sup> | T2<br>ms.V <sup>-1</sup> | T3<br>ms | T4<br>V <sup>-2</sup> | T5<br>V <sup>-1</sup> | T6    |
|---|----------|----------|-----------------------------|--------------------------|--------------------------|----------|-----------------------|-----------------------|-------|
| X | 60.26    | 455      | 36.5                        | 14.2                     | 0.975                    | 4.987    | 0                     | 0.469                 | 1.003 |
| Y | 62.87    | 478.8    | 36.94                       | 14.22                    | 1.185                    | 5.005    | 0                     | 0.587                 | 1.005 |
| Z | 46.53    | 347.2    | 35.64                       | 7.972                    | 0.771                    | 4.965    | 1.295                 | 0.134                 | 1.004 |

The reported uncertainty of measurement is stated as the standard uncertainty of measurement multiplied by the coverage factor k=2, which for a normal distribution corresponds to a coverage probability of approximately 95%.

<sup>A</sup> The uncertainties of Norm X,Y,Z do not affect the E<sup>2</sup>-field uncertainty inside TSL (see Pages 5 and 6).

<sup>B</sup> Numerical linearization parameter: uncertainty not required.

<sup>E</sup> Uncertainty is determined using the max. deviation from linear response applying rectangular distribution and is expressed for the square of the field value.

## DASY/EASY - Parameters of Probe: EX3DV4 - SN:7308

### Calibration Parameter Determined in Head Tissue Simulating Media

| f (MHz) <sup>C</sup> | Relative Permittivity <sup>F</sup> | Conductivity (S/m) <sup>F</sup> | ConvF X | ConvF Y | ConvF Z | Alpha <sup>G</sup> | Depth <sup>G</sup> (mm) | Unc (k=2) |
|----------------------|------------------------------------|---------------------------------|---------|---------|---------|--------------------|-------------------------|-----------|
| 5250                 | 35.9                               | 4.71                            | 5.21    | 5.21    | 5.21    | 0.35               | 1.80                    | ± 13.1 %  |
| 5600                 | 35.5                               | 5.07                            | 4.63    | 4.63    | 4.63    | 0.45               | 1.80                    | ± 13.1 %  |
| 5750                 | 35.4                               | 5.22                            | 4.86    | 4.86    | 4.86    | 0.45               | 1.80                    | ± 13.1 %  |

<sup>C</sup> Frequency validity above 300 MHz of ± 100 MHz only applies for DASY v4.4 and higher (see Page 2), else it is restricted to ± 50 MHz. The uncertainty is the RSS of the ConvF uncertainty at calibration frequency and the uncertainty for the indicated frequency band. Frequency validity below 300 MHz is ± 10, 25, 40, 50 and 70 MHz for ConvF assessments at 30, 64, 128, 150 and 220 MHz respectively. Above 5 GHz frequency validity can be extended to ± 110 MHz.

<sup>F</sup> At frequencies below 3 GHz, the validity of tissue parameters ( $\epsilon$  and  $\sigma$ ) can be relaxed to ± 10% if liquid compensation formula is applied to measured SAR values. At frequencies above 3 GHz, the validity of tissue parameters ( $\epsilon$  and  $\sigma$ ) is restricted to ± 5%. The uncertainty is the RSS of the ConvF uncertainty for indicated target tissue parameters.

<sup>G</sup> Alpha/Depth are determined during calibration. SPEAG warrants that the remaining deviation due to the boundary effect after compensation is always less than ± 1% for frequencies below 3 GHz and below ± 2% for frequencies between 3-6 GHz at any distance larger than half the probe tip diameter from the boundary.

## DASY/EASY - Parameters of Probe: EX3DV4 - SN:7308

### Calibration Parameter Determined in Body Tissue Simulating Media

| f (MHz) <sup>C</sup> | Relative Permittivity <sup>F</sup> | Conductivity (S/m) <sup>F</sup> | ConvF X | ConvF Y | ConvF Z | Alpha <sup>G</sup> | Depth <sup>G</sup> (mm) | Unc (k=2) |
|----------------------|------------------------------------|---------------------------------|---------|---------|---------|--------------------|-------------------------|-----------|
| 750                  | 55.5                               | 0.96                            | 9.66    | 9.66    | 9.66    | 0.46               | 0.80                    | ± 12.0 %  |
| 835                  | 55.2                               | 0.97                            | 9.63    | 9.63    | 9.63    | 0.47               | 0.80                    | ± 12.0 %  |
| 1750                 | 53.4                               | 1.49                            | 8.00    | 8.00    | 8.00    | 0.45               | 0.80                    | ± 12.0 %  |
| 1900                 | 53.3                               | 1.52                            | 7.73    | 7.73    | 7.73    | 0.42               | 0.80                    | ± 12.0 %  |
| 2300                 | 52.9                               | 1.81                            | 7.53    | 7.53    | 7.53    | 0.40               | 0.80                    | ± 12.0 %  |
| 2450                 | 52.7                               | 1.95                            | 7.36    | 7.36    | 7.36    | 0.39               | 0.80                    | ± 12.0 %  |
| 2600                 | 52.5                               | 2.16                            | 7.16    | 7.16    | 7.16    | 0.34               | 0.80                    | ± 12.0 %  |
| 5250                 | 48.9                               | 5.36                            | 4.45    | 4.45    | 4.45    | 0.50               | 1.90                    | ± 13.1 %  |
| 5600                 | 48.5                               | 5.77                            | 3.75    | 3.75    | 3.75    | 0.60               | 1.90                    | ± 13.1 %  |
| 5750                 | 48.3                               | 5.94                            | 4.04    | 4.04    | 4.04    | 0.60               | 1.90                    | ± 13.1 %  |

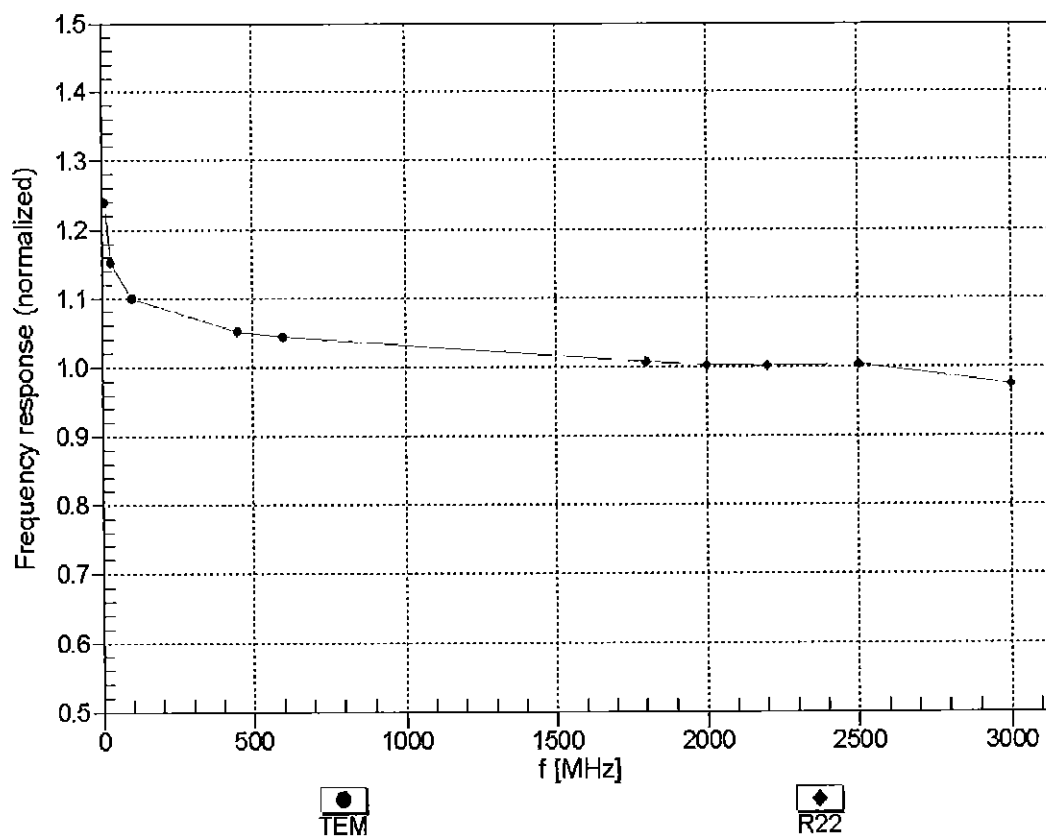
<sup>C</sup> Frequency validity above 300 MHz of ± 100 MHz only applies for DASY v4.4 and higher (see Page 2), else it is restricted to ± 50 MHz. The uncertainty is the RSS of the ConvF uncertainty at calibration frequency and the uncertainty for the indicated frequency band. Frequency validity below 300 MHz is ± 10, 25, 40, 50 and 70 MHz for ConvF assessments at 30, 64, 128, 150 and 220 MHz respectively. Above 5 GHz frequency validity can be extended to ± 110 MHz.

<sup>F</sup> At frequencies below 3 GHz, the validity of tissue parameters ( $\epsilon$  and  $\sigma$ ) can be relaxed to ± 10% if liquid compensation formula is applied to measured SAR values. At frequencies above 3 GHz, the validity of tissue parameters ( $\epsilon$  and  $\sigma$ ) is restricted to ± 5%. The uncertainty is the RSS of the ConvF uncertainty for indicated target tissue parameters.

<sup>G</sup> Alpha/Depth are determined during calibration. SPEAG warrants that the remaining deviation due to the boundary effect after compensation is always less than ± 1% for frequencies below 3 GHz and below ± 2% for frequencies between 3-6 GHz at any distance larger than half the probe tip diameter from the boundary.

## Frequency Response of E-Field

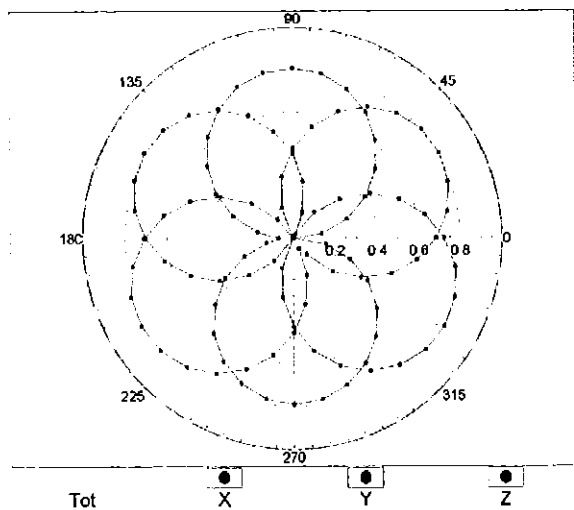
(TEM-Cell:ifi110 EXX, Waveguide: R22)



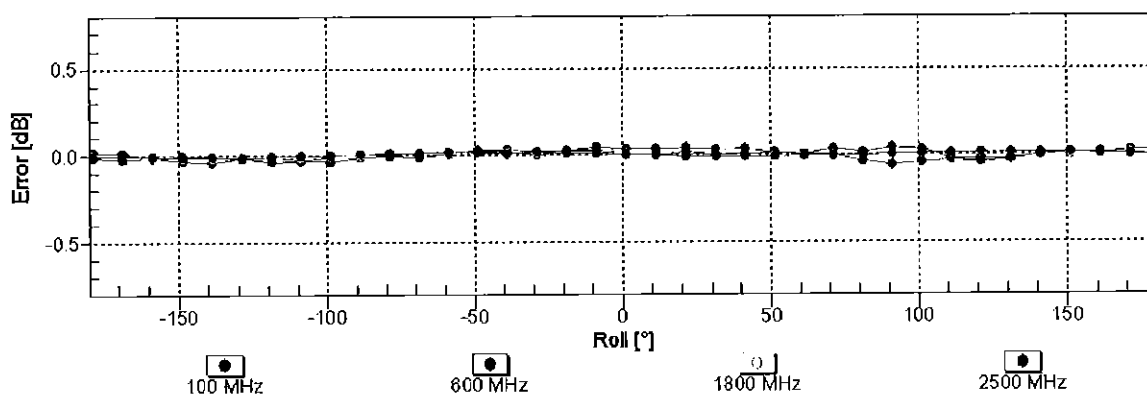
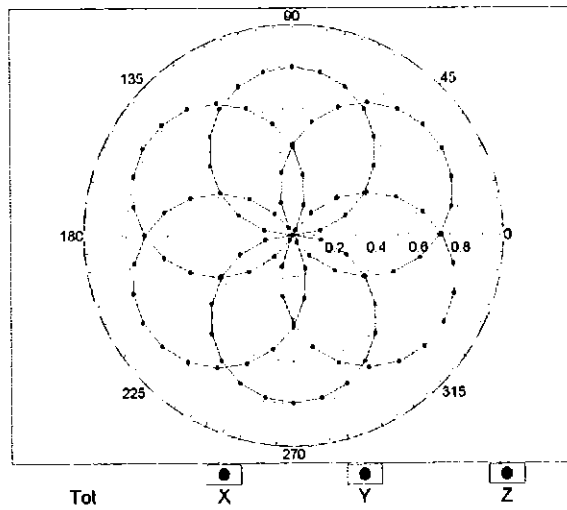
Uncertainty of Frequency Response of E-field:  $\pm 6.3\%$  ( $k=2$ )

## Receiving Pattern ( $\phi$ ), $\vartheta = 0^\circ$

f=600 MHz,TEM



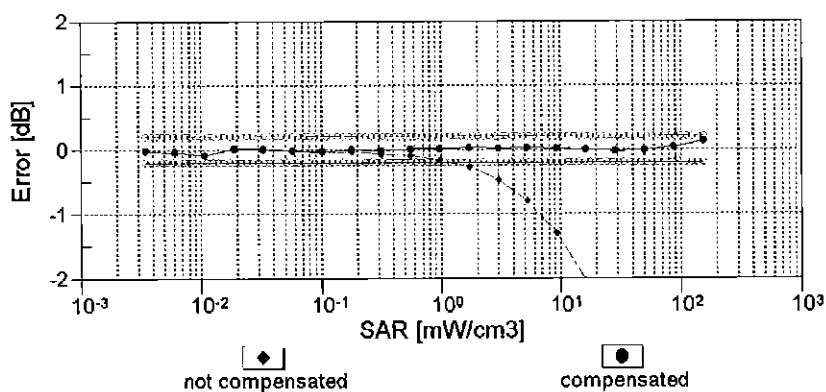
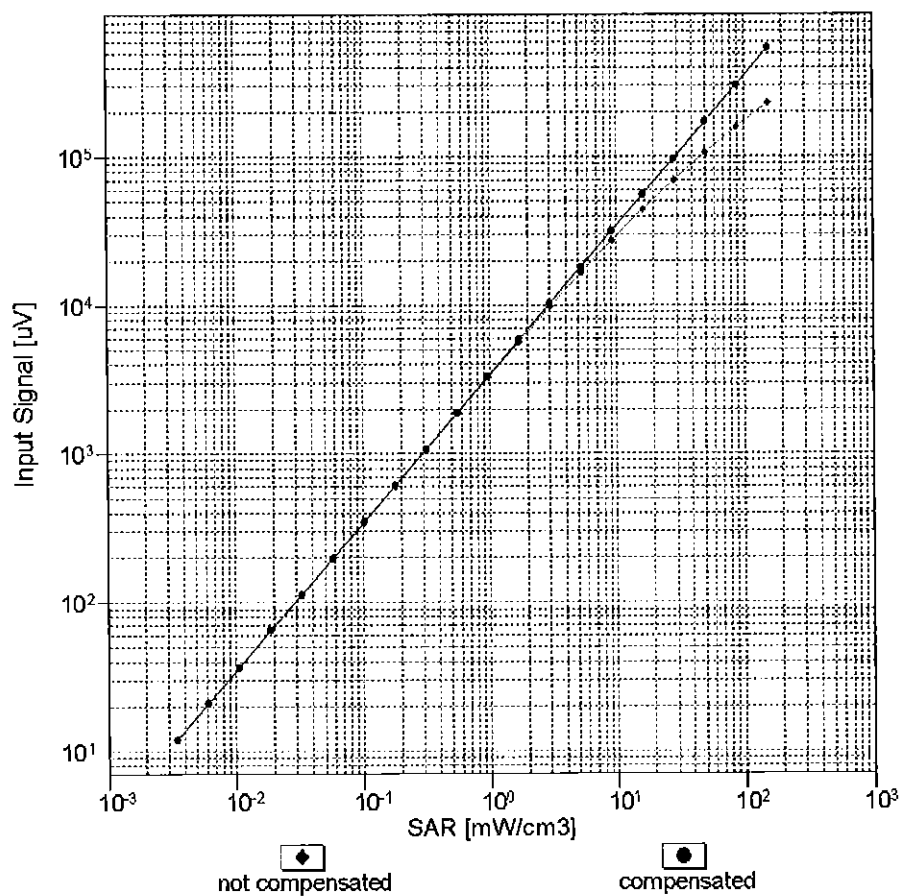
f=1800 MHz,R22



Uncertainty of Axial Isotropy Assessment:  $\pm 0.5\%$  ( $k=2$ )

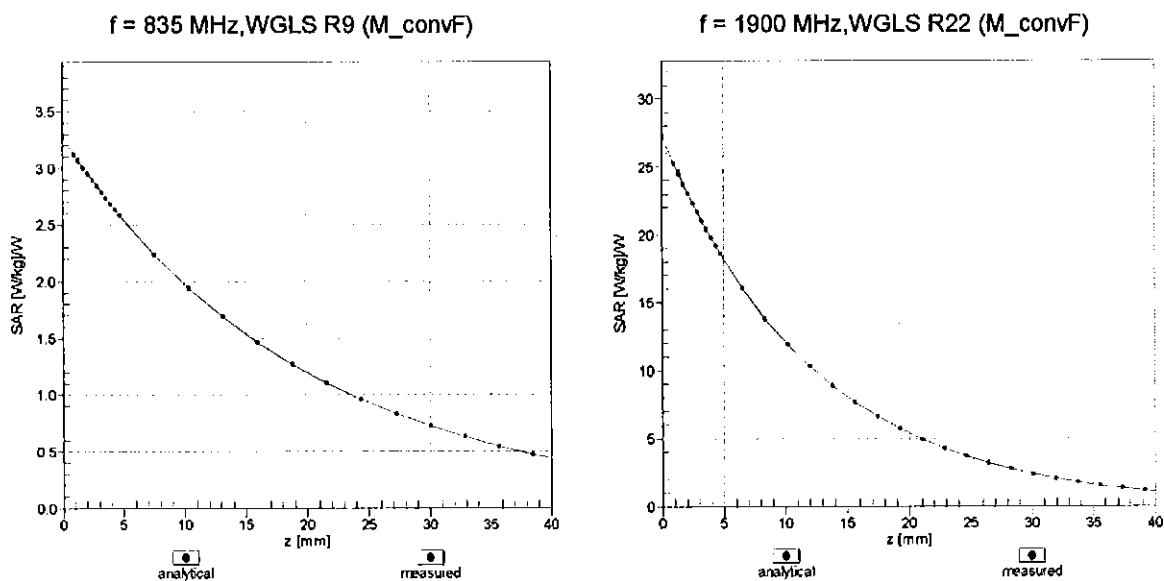
# Dynamic Range f(SAR<sub>head</sub>)

(TEM cell , f<sub>eval</sub>= 1900 MHz)




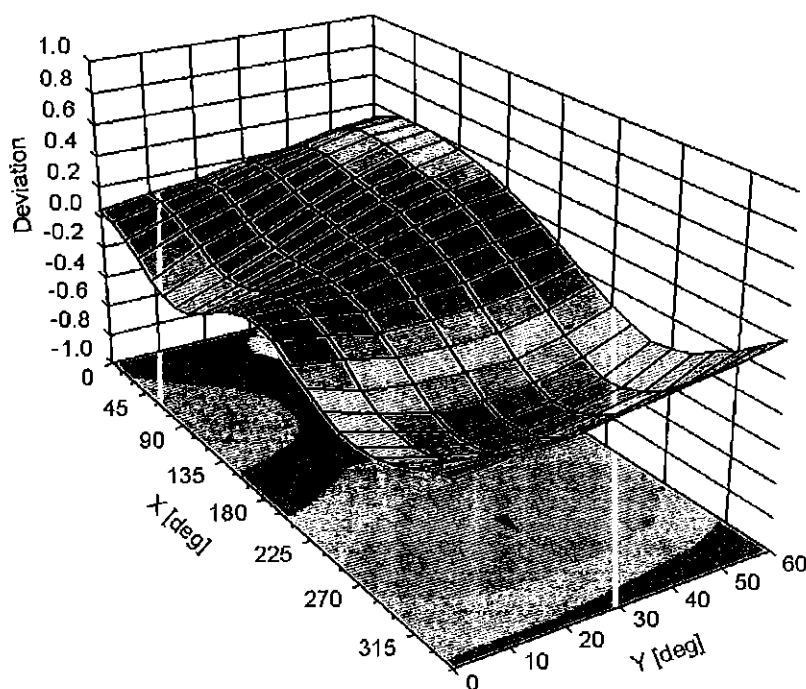
Uncertainty of Linearity Assessment:  $\pm 0.6\%$  (k=2)

## Conversion Factor Assessment



## Deviation from Isotropy in Liquid

Error ( $\phi, \vartheta$ ),  $f = 900 \text{ MHz}$



Uncertainty of Spherical Isotropy Assessment:  $\pm 2.6\%$  ( $k=2$ )

## DASY/EASY - Parameters of Probe: EX3DV4 - SN:7308

### Other Probe Parameters

|   |            |
|---|------------|
| Sensor Arrangement                            | Triangular |
| Connector Angle (°)                           | 111.3      |
| Mechanical Surface Detection Mode             | enabled    |
| Optical Surface Detection Mode                | disabled   |
| Probe Overall Length                          | 337 mm     |
| Probe Body Diameter                           | 10 mm      |
| Tip Length                                    | 9 mm       |
| Tip Diameter                                  | 2.5 mm     |
| Probe Tip to Sensor X Calibration Point       | 1 mm       |
| Probe Tip to Sensor Y Calibration Point       | 1 mm       |
| Probe Tip to Sensor Z Calibration Point       | 1 mm       |
| Recommended Measurement Distance from Surface | 1.4 mm     |



**Appendix: Modulation Calibration Parameters**

| UID           | Communication System Name                     |   | A<br>dB | B<br>dB $\mu$ V | C     | D<br>dB | VR<br>mV | Max<br>Unc <sup>E</sup><br>(k=2) |
|---------------|---|---|---------|-----------------|-------|---------|----------|----------------------------------|
| 0             | CW  | X | 0.00    | 0.00            | 1.00  | 0.00    | 140.2    | $\pm 3.3 \%$                     |
|               |   | Y | 0.00    | 0.00            | 1.00  |         | 155.1    |                                  |
|               |   | Z | 0.00    | 0.00            | 1.00  |         | 146.8    |                                  |
| 10010-<br>CAA | SAR Validation (Square, 100ms, 10ms)          | X | 2.83    | 67.00           | 11.27 | 10.00   | 20.0     | $\pm 9.6 \%$                     |
|               |   | Y | 3.34    | 68.78           | 12.50 |         | 20.0     |                                  |
|               |   | Z | 2.28    | 64.60           | 9.60  |         | 20.0     |                                  |
| 10011-<br>CAB | UMTS-FDD (WCDMA)                              | X | 1.34    | 71.85           | 18.12 | 0.00    | 150.0    | $\pm 9.6 \%$                     |
|               |   | Y | 1.13    | 68.23           | 16.00 |         | 150.0    |                                  |
|               |   | Z | 1.10    | 68.59           | 16.08 |         | 150.0    |                                  |
| 10012-<br>CAB | IEEE 802.11b WiFi 2.4 GHz (DSSS, 1 Mbps)      | X | 1.23    | 64.83           | 16.25 | 0.41    | 150.0    | $\pm 9.6 \%$                     |
|               |   | Y | 1.20    | 63.91           | 15.45 |         | 150.0    |                                  |
|               |   | Z | 1.15    | 63.75           | 15.24 |         | 150.0    |                                  |
| 10013-<br>CAB | IEEE 802.11g WiFi 2.4 GHz (DSSS-OFDM, 6 Mbps) | X | 4.98    | 66.56           | 17.14 | 1.46    | 150.0    | $\pm 9.6 \%$                     |
|               |   | Y | 5.01    | 66.42           | 17.03 |         | 150.0    |                                  |
|               |   | Z | 4.80    | 66.45           | 16.86 |         | 150.0    |                                  |
| 10021-<br>DAB | GSM-FDD (TDMA, GMSK)                          | X | 25.48   | 94.55           | 22.26 | 9.39    | 50.0     | $\pm 9.6 \%$                     |
|               |   | Y | 40.46   | 102.10          | 25.04 |         | 50.0     |                                  |
|               |   | Z | 7.12    | 77.75           | 16.17 |         | 50.0     |                                  |
| 10023-<br>DAB | GPRS-FDD (TDMA, GMSK, TN 0)                   | X | 18.38   | 90.36           | 21.10 | 9.57    | 50.0     | $\pm 9.6 \%$                     |
|               |   | Y | 27.25   | 96.78           | 23.65 |         | 50.0     |                                  |
|               |   | Z | 6.28    | 76.05           | 15.59 |         | 50.0     |                                  |
| 10024-<br>DAB | GPRS-FDD (TDMA, GMSK, TN 0-1)                 | X | 100.00  | 109.33          | 24.46 | 6.56    | 60.0     | $\pm 9.6 \%$                     |
|               |   | Y | 100.00  | 111.81          | 25.81 |         | 60.0     |                                  |
|               |   | Z | 9.25    | 82.27           | 16.44 |         | 60.0     |                                  |
| 10025-<br>DAB | EDGE-FDD (TDMA, 8PSK, TN 0)                   | X | 14.42   | 106.23          | 41.47 | 12.57   | 50.0     | $\pm 9.6 \%$                     |
|               |   | Y | 7.47    | 84.59           | 32.35 |         | 50.0     |                                  |
|               |   | Z | 8.60    | 90.69           | 35.00 |         | 50.0     |                                  |
| 10026-<br>DAB | EDGE-FDD (TDMA, 8PSK, TN 0-1)                 | X | 12.91   | 98.45           | 34.49 | 9.56    | 60.0     | $\pm 9.6 \%$                     |
|               |   | Y | 11.05   | 93.55           | 32.55 |         | 60.0     |                                  |
|               |   | Z | 8.49    | 89.59           | 31.21 |         | 60.0     |                                  |
| 10027-<br>DAB | GPRS-FDD (TDMA, GMSK, TN 0-1-2)               | X | 100.00  | 109.19          | 23.64 | 4.80    | 80.0     | $\pm 9.6 \%$                     |
|               |   | Y | 100.00  | 111.44          | 24.84 |         | 80.0     |                                  |
|               |   | Z | 100.00  | 104.98          | 21.25 |         | 80.0     |                                  |
| 10028-<br>DAB | GPRS-FDD (TDMA, GMSK, TN 0-1-2-3)             | X | 100.00  | 110.50          | 23.56 | 3.55    | 100.0    | $\pm 9.6 \%$                     |
|               |   | Y | 100.00  | 112.25          | 24.50 |         | 100.0    |                                  |
|               |   | Z | 100.00  | 105.68          | 20.90 |         | 100.0    |                                  |
| 10029-<br>DAB | EDGE-FDD (TDMA, 8PSK, TN 0-1-2)               | X | 7.41    | 85.77           | 28.75 | 7.80    | 80.0     | $\pm 9.6 \%$                     |
|               |   | Y | 6.96    | 83.45           | 27.67 |         | 80.0     |                                  |
|               |   | Z | 5.10    | 78.52           | 25.75 |         | 80.0     |                                  |
| 10030-<br>CAA | IEEE 802.15.1 Bluetooth (GFSK, DH1)           | X | 100.00  | 108.05          | 23.44 | 5.30    | 70.0     | $\pm 9.6 \%$                     |
|               |   | Y | 100.00  | 110.41          | 24.70 |         | 70.0     |                                  |
|               |   | Z | 6.05    | 78.47           | 14.65 |         | 70.0     |                                  |
| 10031-<br>CAA | IEEE 802.15.1 Bluetooth (GFSK, DH3)           | X | 100.00  | 112.81          | 23.28 | 1.88    | 100.0    | $\pm 9.6 \%$                     |
|               |   | Y | 100.00  | 112.67          | 23.36 |         | 100.0    |                                  |
|               |   | Z | 100.00  | 103.47          | 18.83 |         | 100.0    |                                  |

|           |   |   |        |        |       |       |       |         |
|-----------|---|---|--------|--------|-------|-------|-------|---------|
| 10032-CAA | IEEE 802.15.1 Bluetooth (GFSK, DH5)                 | X | 100.00 | 125.82 | 27.60 | 1.17  | 100.0 | ± 9.6 % |
|           |   | Y | 100.00 | 119.57 | 25.26 |       | 100.0 |         |
|           |   | Z | 100.00 | 110.66 | 20.91 |       | 100.0 |         |
| 10033-CAA | IEEE 802.15.1 Bluetooth (PI/4-DQPSK, DH1)           | X | 10.55  | 92.07  | 24.78 | 5.30  | 70.0  | ± 9.6 % |
|           |   | Y | 8.39   | 88.28  | 23.78 |       | 70.0  |         |
|           |   | Z | 4.41   | 78.47  | 19.14 |       | 70.0  |         |
| 10034-CAA | IEEE 802.15.1 Bluetooth (PI/4-DQPSK, DH3)           | X | 3.66   | 80.35  | 20.21 | 1.88  | 100.0 | ± 9.6 % |
|           |   | Y | 2.86   | 76.17  | 18.63 |       | 100.0 |         |
|           |   | Z | 1.96   | 71.49  | 15.59 |       | 100.0 |         |
| 10035-CAA | IEEE 802.15.1 Bluetooth (PI/4-DQPSK, DH5)           | X | 2.62   | 76.94  | 18.91 | 1.17  | 100.0 | ± 9.6 % |
|           |   | Y | 2.07   | 72.85  | 17.18 |       | 100.0 |         |
|           |   | Z | 1.59   | 70.05  | 14.91 |       | 100.0 |         |
| 10036-CAA | IEEE 802.15.1 Bluetooth (8-DPSK, DH1)               | X | 14.05  | 96.80  | 26.29 | 5.30  | 70.0  | ± 9.6 % |
|           |   | Y | 10.44  | 91.99  | 25.05 |       | 70.0  |         |
|           |   | Z | 5.12   | 80.83  | 20.06 |       | 70.0  |         |
| 10037-CAA | IEEE 802.15.1 Bluetooth (8-DPSK, DH3)               | X | 3.49   | 79.77  | 19.96 | 1.88  | 100.0 | ± 9.6 % |
|           |   | Y | 2.76   | 75.73  | 18.41 |       | 100.0 |         |
|           |   | Z | 1.85   | 70.88  | 15.31 |       | 100.0 |         |
| 10038-CAA | IEEE 802.15.1 Bluetooth (8-DPSK, DH5)               | X | 2.67   | 77.50  | 19.24 | 1.17  | 100.0 | ± 9.6 % |
|           |   | Y | 2.10   | 73.25  | 17.45 |       | 100.0 |         |
|           |   | Z | 1.60   | 70.33  | 15.14 |       | 100.0 |         |
| 10039-CAB | CDMA2000 (1xRTT, RC1)                               | X | 3.18   | 79.96  | 20.08 | 0.00  | 150.0 | ± 9.6 % |
|           |   | Y | 2.20   | 73.61  | 17.38 |       | 150.0 |         |
|           |   | Z | 2.23   | 75.04  | 17.00 |       | 150.0 |         |
| 10042-CAB | IS-54 / IS-136 FDD (TDMA/FDM, PI/4-DQPSK, Halfrate) | X | 31.74  | 95.47  | 21.12 | 7.78  | 50.0  | ± 9.6 % |
|           |   | Y | 64.91  | 105.35 | 24.27 |       | 50.0  |         |
|           |   | Z | 4.35   | 73.27  | 13.53 |       | 50.0  |         |
| 10044-CAA | IS-91/EIA/TIA-553 FDD (FDMA, FM)                    | X | 0.00   | 107.22 | 2.22  | 0.00  | 150.0 | ± 9.6 % |
|           |   | Y | 0.00   | 97.51  | 0.45  |       | 150.0 |         |
|           |   | Z | 0.00   | 98.85  | 0.67  |       | 150.0 |         |
| 10048-CAA | DECT (TDD, TDMA/FDM, GFSK, Full Slot, 24)           | X | 8.20   | 77.29  | 18.29 | 13.80 | 25.0  | ± 9.6 % |
|           |   | Y | 10.21  | 80.82  | 20.20 |       | 25.0  |         |
|           |   | Z | 5.52   | 70.29  | 14.78 |       | 25.0  |         |
| 10049-CAA | DECT (TDD, TDMA/FDM, GFSK, Double Slot, 12)         | X | 9.24   | 80.87  | 18.39 | 10.79 | 40.0  | ± 9.6 % |
|           |   | Y | 11.91  | 84.97  | 20.43 |       | 40.0  |         |
|           |   | Z | 5.41   | 72.91  | 14.64 |       | 40.0  |         |
| 10056-CAA | UMTS-TDD (TD-SCDMA, 1.28 Mcps)                      | X | 13.33  | 89.97  | 24.07 | 9.03  | 50.0  | ± 9.6 % |
|           |   | Y | 12.04  | 88.43  | 23.91 |       | 50.0  |         |
|           |   | Z | 8.86   | 82.58  | 20.56 |       | 50.0  |         |
| 10058-DAB | EDGE-FDD (TDMA, 8PSK, TN 0-1-2-3)                   | X | 5.43   | 79.57  | 25.57 | 6.55  | 100.0 | ± 9.6 % |
|           |   | Y | 5.27   | 78.18  | 24.83 |       | 100.0 |         |
|           |   | Z | 3.94   | 73.72  | 22.98 |       | 100.0 |         |
| 10059-CAB | IEEE 802.11b WiFi 2.4 GHz (DSSS, 2 Mbps)            | X | 1.29   | 66.09  | 16.86 | 0.61  | 110.0 | ± 9.6 % |
|           |   | Y | 1.25   | 65.03  | 16.00 |       | 110.0 |         |
|           |   | Z | 1.16   | 64.48  | 15.58 |       | 110.0 |         |
| 10060-CAB | IEEE 802.11b WiFi 2.4 GHz (DSSS, 5.5 Mbps)          | X | 100.00 | 138.36 | 36.00 | 1.30  | 110.0 | ± 9.6 % |
|           |   | Y | 11.04  | 103.32 | 27.31 |       | 110.0 |         |
|           |   | Z | 3.68   | 89.06  | 23.11 |       | 110.0 |         |

|           |  |   |      |       |       |      |       |         |
|-----------|--|---|------|-------|-------|------|-------|---------|
| 10061-CAB | IEEE 802.11b WiFi 2.4 GHz (DSSS, 11 Mbps)      | X | 3.68 | 83.91 | 23.47 | 2.04 | 110.0 | ± 9.6 % |
|           |  | Y | 2.95 | 79.27 | 21.54 |      | 110.0 |         |
|           |  | Z | 1.94 | 73.90 | 19.24 |      | 110.0 |         |
| 10062-CAB | IEEE 802.11a/h WiFi 5 GHz (OFDM, 6 Mbps)       | X | 4.82 | 66.71 | 16.71 | 0.49 | 100.0 | ± 9.6 % |
|           |  | Y | 4.83 | 66.51 | 16.55 |      | 100.0 |         |
|           |  | Z | 4.64 | 66.59 | 16.44 |      | 100.0 |         |
| 10063-CAB | IEEE 802.11a/h WiFi 5 GHz (OFDM, 9 Mbps)       | X | 4.84 | 66.78 | 16.78 | 0.72 | 100.0 | ± 9.6 % |
|           |  | Y | 4.85 | 66.59 | 16.63 |      | 100.0 |         |
|           |  | Z | 4.64 | 66.63 | 16.49 |      | 100.0 |         |
| 10064-CAB | IEEE 802.11a/h WiFi 5 GHz (OFDM, 12 Mbps)      | X | 5.16 | 67.07 | 17.01 | 0.86 | 100.0 | ± 9.6 % |
|           |  | Y | 5.18 | 66.92 | 16.88 |      | 100.0 |         |
|           |  | Z | 4.92 | 66.88 | 16.70 |      | 100.0 |         |
| 10065-CAB | IEEE 802.11a/h WiFi 5 GHz (OFDM, 18 Mbps)      | X | 5.01 | 66.95 | 17.07 | 1.21 | 100.0 | ± 9.6 % |
|           |  | Y | 5.03 | 66.80 | 16.95 |      | 100.0 |         |
|           |  | Z | 4.77 | 66.70 | 16.73 |      | 100.0 |         |
| 10066-CAB | IEEE 802.11a/h WiFi 5 GHz (OFDM, 24 Mbps)      | X | 5.02 | 66.95 | 17.21 | 1.46 | 100.0 | ± 9.6 % |
|           |  | Y | 5.05 | 66.81 | 17.10 |      | 100.0 |         |
|           |  | Z | 4.78 | 66.67 | 16.85 |      | 100.0 |         |
| 10067-CAB | IEEE 802.11a/h WiFi 5 GHz (OFDM, 36 Mbps)      | X | 5.29 | 66.96 | 17.55 | 2.04 | 100.0 | ± 9.6 % |
|           |  | Y | 5.33 | 66.84 | 17.46 |      | 100.0 |         |
|           |  | Z | 5.05 | 66.81 | 17.24 |      | 100.0 |         |
| 10068-CAB | IEEE 802.11a/h WiFi 5 GHz (OFDM, 48 Mbps)      | X | 5.36 | 67.13 | 17.80 | 2.55 | 100.0 | ± 9.6 % |
|           |  | Y | 5.41 | 67.04 | 17.73 |      | 100.0 |         |
|           |  | Z | 5.09 | 66.80 | 17.41 |      | 100.0 |         |
| 10069-CAB | IEEE 802.11a/h WiFi 5 GHz (OFDM, 54 Mbps)      | X | 5.43 | 67.04 | 17.96 | 2.67 | 100.0 | ± 9.6 % |
|           |  | Y | 5.48 | 66.94 | 17.88 |      | 100.0 |         |
|           |  | Z | 5.16 | 66.79 | 17.59 |      | 100.0 |         |
| 10071-CAB | IEEE 802.11g WiFi 2.4 GHz (DSSS/OFDM, 9 Mbps)  | X | 5.07 | 66.61 | 17.40 | 1.99 | 100.0 | ± 9.6 % |
|           |  | Y | 5.09 | 66.49 | 17.30 |      | 100.0 |         |
|           |  | Z | 4.88 | 66.47 | 17.10 |      | 100.0 |         |
| 10072-CAB | IEEE 802.11g WiFi 2.4 GHz (DSSS/OFDM, 12 Mbps) | X | 5.06 | 66.97 | 17.60 | 2.30 | 100.0 | ± 9.6 % |
|           |  | Y | 5.09 | 66.86 | 17.51 |      | 100.0 |         |
|           |  | Z | 4.84 | 66.72 | 17.25 |      | 100.0 |         |
| 10073-CAB | IEEE 802.11g WiFi 2.4 GHz (DSSS/OFDM, 18 Mbps) | X | 5.11 | 67.07 | 17.87 | 2.83 | 100.0 | ± 9.6 % |
|           |  | Y | 5.15 | 66.97 | 17.79 |      | 100.0 |         |
|           |  | Z | 4.88 | 66.81 | 17.51 |      | 100.0 |         |
| 10074-CAB | IEEE 802.11g WiFi 2.4 GHz (DSSS/OFDM, 24 Mbps) | X | 5.07 | 66.94 | 18.01 | 3.30 | 100.0 | ± 9.6 % |
|           |  | Y | 5.11 | 66.85 | 17.94 |      | 100.0 |         |
|           |  | Z | 4.85 | 66.67 | 17.62 |      | 100.0 |         |
| 10075-CAB | IEEE 802.11g WiFi 2.4 GHz (DSSS/OFDM, 36 Mbps) | X | 5.13 | 67.16 | 18.36 | 3.82 | 90.0  | ± 9.6 % |
|           |  | Y | 5.18 | 67.10 | 18.30 |      | 90.0  |         |
|           |  | Z | 4.88 | 66.76 | 17.89 |      | 90.0  |         |
| 10076-CAB | IEEE 802.11g WiFi 2.4 GHz (DSSS/OFDM, 48 Mbps) | X | 5.10 | 66.84 | 18.39 | 4.15 | 90.0  | ± 9.6 % |
|           |  | Y | 5.15 | 66.77 | 18.34 |      | 90.0  |         |
|           |  | Z | 4.90 | 66.55 | 17.99 |      | 90.0  |         |
| 10077-CAB | IEEE 802.11g WiFi 2.4 GHz (DSSS/OFDM, 54 Mbps) | X | 5.12 | 66.87 | 18.47 | 4.30 | 90.0  | ± 9.6 % |
|           |  | Y | 5.17 | 66.81 | 18.42 |      | 90.0  |         |
|           |  | Z | 4.92 | 66.61 | 18.08 |      | 90.0  |         |

|           |   |   |        |        |       |      |       |         |
|-----------|---|---|--------|--------|-------|------|-------|---------|
| 10081-CAB | CDMA2000 (1xRTT, RC3)                               | X | 1.35   | 72.43  | 16.88 | 0.00 | 150.0 | ± 9.6 % |
|           |   | Y | 1.03   | 67.65  | 14.41 |      | 150.0 |         |
|           |   | Z | 0.93   | 67.60  | 13.46 |      | 150.0 |         |
| 10082-CAB | IS-54 / IS-136 FDD (TDMA/FDM, PI/4-DQPSK, Fullrate) | X | 0.83   | 60.00  | 4.84  | 4.77 | 80.0  | ± 9.6 % |
|           |   | Y | 0.88   | 60.00  | 5.10  |      | 80.0  |         |
|           |   | Z | 0.49   | 58.11  | 3.09  |      | 80.0  |         |
| 10090-DAB | GPRS-FDD (TDMA, GMSK, TN 0-4)                       | X | 100.00 | 109.34 | 24.48 | 6.56 | 60.0  | ± 9.6 % |
|           |   | Y | 100.00 | 111.83 | 25.84 |      | 60.0  |         |
|           |   | Z | 8.98   | 81.95  | 16.36 |      | 60.0  |         |
| 10097-CAB | UMTS-FDD (HSDPA)                                    | X | 2.05   | 69.36  | 17.11 | 0.00 | 150.0 | ± 9.6 % |
|           |   | Y | 1.91   | 67.73  | 16.09 |      | 150.0 |         |
|           |   | Z | 1.90   | 68.45  | 16.16 |      | 150.0 |         |
| 10098-CAB | UMTS-FDD (HSUPA, Subtest 2)                         | X | 2.01   | 69.36  | 17.10 | 0.00 | 150.0 | ± 9.6 % |
|           |   | Y | 1.87   | 67.69  | 16.06 |      | 150.0 |         |
|           |   | Z | 1.86   | 68.42  | 16.14 |      | 150.0 |         |
| 10099-DAB | EDGE-FDD (TDMA, 8PSK, TN 0-4)                       | X | 12.98  | 98.52  | 34.50 | 9.56 | 60.0  | ± 9.6 % |
|           |   | Y | 11.10  | 93.61  | 32.56 |      | 60.0  |         |
|           |   | Z | 8.54   | 89.68  | 31.23 |      | 60.0  |         |
| 10100-CAB | LTE-FDD (SC-FDMA, 100% RB, 20 MHz, QPSK)            | X | 3.60   | 72.41  | 17.88 | 0.00 | 150.0 | ± 9.6 % |
|           |   | Y | 3.37   | 70.94  | 17.04 |      | 150.0 |         |
|           |   | Z | 3.22   | 70.91  | 17.07 |      | 150.0 |         |
| 10101-CAB | LTE-FDD (SC-FDMA, 100% RB, 20 MHz, 16-QAM)          | X | 3.49   | 68.46  | 16.64 | 0.00 | 150.0 | ± 9.6 % |
|           |   | Y | 3.42   | 67.83  | 16.19 |      | 150.0 |         |
|           |   | Z | 3.27   | 67.77  | 16.13 |      | 150.0 |         |
| 10102-CAB | LTE-FDD (SC-FDMA, 100% RB, 20 MHz, 64-QAM)          | X | 3.58   | 68.32  | 16.68 | 0.00 | 150.0 | ± 9.6 % |
|           |   | Y | 3.52   | 67.75  | 16.27 |      | 150.0 |         |
|           |   | Z | 3.37   | 67.73  | 16.22 |      | 150.0 |         |
| 10103-CAB | LTE-TDD (SC-FDMA, 100% RB, 20 MHz, QPSK)            | X | 6.45   | 75.11  | 20.01 | 3.98 | 65.0  | ± 9.6 % |
|           |   | Y | 6.23   | 74.17  | 19.60 |      | 65.0  |         |
|           |   | Z | 5.42   | 73.09  | 19.06 |      | 65.0  |         |
| 10104-CAB | LTE-TDD (SC-FDMA, 100% RB, 20 MHz, 16-QAM)          | X | 6.65   | 74.01  | 20.45 | 3.98 | 65.0  | ± 9.6 % |
|           |   | Y | 6.63   | 73.58  | 20.23 |      | 65.0  |         |
|           |   | Z | 5.66   | 71.90  | 19.37 |      | 65.0  |         |
| 10105-CAB | LTE-TDD (SC-FDMA, 100% RB, 20 MHz, 64-QAM)          | X | 6.13   | 72.34  | 20.02 | 3.98 | 65.0  | ± 9.6 % |
|           |   | Y | 6.54   | 73.26  | 20.42 |      | 65.0  |         |
|           |   | Z | 5.41   | 70.86  | 19.20 |      | 65.0  |         |
| 10108-CAC | LTE-FDD (SC-FDMA, 100% RB, 10 MHz, QPSK)            | X | 3.16   | 71.55  | 17.71 | 0.00 | 150.0 | ± 9.6 % |
|           |   | Y | 2.97   | 70.11  | 16.86 |      | 150.0 |         |
|           |   | Z | 2.80   | 70.14  | 16.91 |      | 150.0 |         |
| 10109-CAC | LTE-FDD (SC-FDMA, 100% RB, 10 MHz, 16-QAM)          | X | 3.16   | 68.36  | 16.64 | 0.00 | 150.0 | ± 9.6 % |
|           |   | Y | 3.09   | 67.64  | 16.14 |      | 150.0 |         |
|           |   | Z | 2.93   | 67.68  | 16.07 |      | 150.0 |         |
| 10110-CAC | LTE-FDD (SC-FDMA, 100% RB, 5 MHz, QPSK)             | X | 2.60   | 70.68  | 17.48 | 0.00 | 150.0 | ± 9.6 % |
|           |   | Y | 2.44   | 69.13  | 16.54 |      | 150.0 |         |
|           |   | Z | 2.28   | 69.31  | 16.55 |      | 150.0 |         |
| 10111-CAC | LTE-FDD (SC-FDMA, 100% RB, 5 MHz, 16-QAM)           | X | 2.89   | 69.28  | 17.12 | 0.00 | 150.0 | ± 9.6 % |
|           |   | Y | 2.79   | 68.28  | 16.49 |      | 150.0 |         |
|           |   | Z | 2.67   | 68.73  | 16.46 |      | 150.0 |         |

|           |  |   |      |       |       |      |       |         |
|-----------|--|---|------|-------|-------|------|-------|---------|
| 10112-CAC | LTE-FDD (SC-FDMA, 100% RB, 10 MHz, 64-QAM)     | X | 3.27 | 68.22 | 16.63 | 0.00 | 150.0 | ± 9.6 % |
|           |  | Y | 3.21 | 67.56 | 16.17 |      | 150.0 |         |
|           |  | Z | 3.05 | 67.66 | 16.11 |      | 150.0 |         |
| 10113-CAC | LTE-FDD (SC-FDMA, 100% RB, 5 MHz, 64-QAM)      | X | 3.04 | 69.26 | 17.17 | 0.00 | 150.0 | ± 9.6 % |
|           |  | Y | 2.95 | 68.34 | 16.59 |      | 150.0 |         |
|           |  | Z | 2.82 | 68.85 | 16.57 |      | 150.0 |         |
| 10114-CAB | IEEE 802.11n (HT Greenfield, 13.5 Mbps, BPSK)  | X | 5.27 | 67.35 | 16.68 | 0.00 | 150.0 | ± 9.6 % |
|           |  | Y | 5.26 | 67.13 | 16.50 |      | 150.0 |         |
|           |  | Z | 5.13 | 67.29 | 16.53 |      | 150.0 |         |
| 10115-CAB | IEEE 802.11n (HT Greenfield, 81 Mbps, 16-QAM)  | X | 5.64 | 67.65 | 16.83 | 0.00 | 150.0 | ± 9.6 % |
|           |  | Y | 5.64 | 67.44 | 16.66 |      | 150.0 |         |
|           |  | Z | 5.41 | 67.39 | 16.58 |      | 150.0 |         |
| 10116-CAB | IEEE 802.11n (HT Greenfield, 135 Mbps, 64-QAM) | X | 5.40 | 67.63 | 16.74 | 0.00 | 150.0 | ± 9.6 % |
|           |  | Y | 5.40 | 67.41 | 16.56 |      | 150.0 |         |
|           |  | Z | 5.23 | 67.48 | 16.55 |      | 150.0 |         |
| 10117-CAB | IEEE 802.11n (HT Mixed, 13.5 Mbps, BPSK)       | X | 5.28 | 67.37 | 16.71 | 0.00 | 150.0 | ± 9.6 % |
|           |  | Y | 5.27 | 67.16 | 16.53 |      | 150.0 |         |
|           |  | Z | 5.10 | 67.15 | 16.47 |      | 150.0 |         |
| 10118-CAB | IEEE 802.11n (HT Mixed, 81 Mbps, 16-QAM)       | X | 5.72 | 67.82 | 16.92 | 0.00 | 150.0 | ± 9.6 % |
|           |  | Y | 5.71 | 67.59 | 16.74 |      | 150.0 |         |
|           |  | Z | 5.49 | 67.60 | 16.69 |      | 150.0 |         |
| 10119-CAB | IEEE 802.11n (HT Mixed, 135 Mbps, 64-QAM)      | X | 5.38 | 67.58 | 16.73 | 0.00 | 150.0 | ± 9.6 % |
|           |  | Y | 5.37 | 67.36 | 16.55 |      | 150.0 |         |
|           |  | Z | 5.20 | 67.43 | 16.53 |      | 150.0 |         |
| 10140-CAB | LTE-FDD (SC-FDMA, 100% RB, 15 MHz, 16-QAM)     | X | 3.63 | 68.32 | 16.60 | 0.00 | 150.0 | ± 9.6 % |
|           |  | Y | 3.57 | 67.75 | 16.19 |      | 150.0 |         |
|           |  | Z | 3.41 | 67.73 | 16.13 |      | 150.0 |         |
| 10141-CAB | LTE-FDD (SC-FDMA, 100% RB, 15 MHz, 64-QAM)     | X | 3.74 | 68.32 | 16.72 | 0.00 | 150.0 | ± 9.6 % |
|           |  | Y | 3.68 | 67.79 | 16.33 |      | 150.0 |         |
|           |  | Z | 3.53 | 67.83 | 16.30 |      | 150.0 |         |
| 10142-CAC | LTE-FDD (SC-FDMA, 100% RB, 3 MHz, QPSK)        | X | 2.40 | 70.97 | 17.46 | 0.00 | 150.0 | ± 9.6 % |
|           |  | Y | 2.22 | 69.12 | 16.40 |      | 150.0 |         |
|           |  | Z | 2.07 | 69.49 | 16.29 |      | 150.0 |         |
| 10143-CAC | LTE-FDD (SC-FDMA, 100% RB, 3 MHz, 16-QAM)      | X | 2.84 | 70.46 | 17.25 | 0.00 | 150.0 | ± 9.6 % |
|           |  | Y | 2.69 | 69.07 | 16.47 |      | 150.0 |         |
|           |  | Z | 2.57 | 69.75 | 16.27 |      | 150.0 |         |
| 10144-CAC | LTE-FDD (SC-FDMA, 100% RB, 3 MHz, 64-QAM)      | X | 2.59 | 68.09 | 15.66 | 0.00 | 150.0 | ± 9.6 % |
|           |  | Y | 2.49 | 67.04 | 15.03 |      | 150.0 |         |
|           |  | Z | 2.28 | 67.10 | 14.49 |      | 150.0 |         |
| 10145-CAC | LTE-FDD (SC-FDMA, 100% RB, 1.4 MHz, QPSK)      | X | 1.87 | 70.46 | 15.76 | 0.00 | 150.0 | ± 9.6 % |
|           |  | Y | 1.62 | 67.78 | 14.40 |      | 150.0 |         |
|           |  | Z | 1.28 | 65.93 | 12.24 |      | 150.0 |         |
| 10146-CAC | LTE-FDD (SC-FDMA, 100% RB, 1.4 MHz, 16-QAM)    | X | 2.49 | 69.41 | 14.37 | 0.00 | 150.0 | ± 9.6 % |
|           |  | Y | 2.53 | 69.01 | 14.31 |      | 150.0 |         |
|           |  | Z | 1.68 | 64.93 | 10.62 |      | 150.0 |         |
| 10147-CAC | LTE-FDD (SC-FDMA, 100% RB, 1.4 MHz, 64-QAM)    | X | 3.06 | 72.33 | 15.83 | 0.00 | 150.0 | ± 9.6 % |
|           |  | Y | 3.03 | 71.56 | 15.63 |      | 150.0 |         |
|           |  | Z | 1.94 | 66.54 | 11.53 |      | 150.0 |         |

|           |  |   |      |       |       |      |       |         |
|-----------|--|---|------|-------|-------|------|-------|---------|
| 10149-CAB | LTE-FDD (SC-FDMA, 50% RB, 20 MHz, 16-QAM)  | X | 3.17 | 68.42 | 16.69 | 0.00 | 150.0 | ± 9.6 % |
|           |  | Y | 3.10 | 67.70 | 16.19 |      | 150.0 |         |
|           |  | Z | 2.94 | 67.75 | 16.11 |      | 150.0 |         |
| 10150-CAB | LTE-FDD (SC-FDMA, 50% RB, 20 MHz, 64-QAM)  | X | 3.28 | 68.28 | 16.67 | 0.00 | 150.0 | ± 9.6 % |
|           |  | Y | 3.21 | 67.61 | 16.21 |      | 150.0 |         |
|           |  | Z | 3.06 | 67.72 | 16.16 |      | 150.0 |         |
| 10151-CAB | LTE-TDD (SC-FDMA, 50% RB, 20 MHz, QPSK)    | X | 6.87 | 77.59 | 21.12 | 3.98 | 65.0  | ± 9.6 % |
|           |  | Y | 6.68 | 76.71 | 20.75 |      | 65.0  |         |
|           |  | Z | 5.57 | 75.10 | 19.96 |      | 65.0  |         |
| 10152-CAB | LTE-TDD (SC-FDMA, 50% RB, 20 MHz, 16-QAM)  | X | 6.19 | 73.97 | 20.22 | 3.98 | 65.0  | ± 9.6 % |
|           |  | Y | 6.16 | 73.47 | 19.98 |      | 65.0  |         |
|           |  | Z | 5.16 | 71.65 | 18.95 |      | 65.0  |         |
| 10153-CAB | LTE-TDD (SC-FDMA, 50% RB, 20 MHz, 64-QAM)  | X | 6.52 | 74.73 | 20.90 | 3.98 | 65.0  | ± 9.6 % |
|           |  | Y | 6.48 | 74.22 | 20.67 |      | 65.0  |         |
|           |  | Z | 5.49 | 72.56 | 19.72 |      | 65.0  |         |
| 10154-CAC | LTE-FDD (SC-FDMA, 50% RB, 10 MHz, QPSK)    | X | 2.68 | 71.25 | 17.81 | 0.00 | 150.0 | ± 9.6 % |
|           |  | Y | 2.51 | 69.65 | 16.86 |      | 150.0 |         |
|           |  | Z | 2.33 | 69.77 | 16.83 |      | 150.0 |         |
| 10155-CAC | LTE-FDD (SC-FDMA, 50% RB, 10 MHz, 16-QAM)  | X | 2.89 | 69.27 | 17.13 | 0.00 | 150.0 | ± 9.6 % |
|           |  | Y | 2.79 | 68.27 | 16.50 |      | 150.0 |         |
|           |  | Z | 2.67 | 68.74 | 16.47 |      | 150.0 |         |
| 10156-CAC | LTE-FDD (SC-FDMA, 50% RB, 5 MHz, QPSK)     | X | 2.31 | 71.63 | 17.64 | 0.00 | 150.0 | ± 9.6 % |
|           |  | Y | 2.10 | 69.44 | 16.42 |      | 150.0 |         |
|           |  | Z | 1.93 | 69.75 | 16.16 |      | 150.0 |         |
| 10157-CAC | LTE-FDD (SC-FDMA, 50% RB, 5 MHz, 16-QAM)   | X | 2.49 | 69.19 | 16.06 | 0.00 | 150.0 | ± 9.6 % |
|           |  | Y | 2.34 | 67.77 | 15.26 |      | 150.0 |         |
|           |  | Z | 2.15 | 67.87 | 14.61 |      | 150.0 |         |
| 10158-CAC | LTE-FDD (SC-FDMA, 50% RB, 10 MHz, 64-QAM)  | X | 3.05 | 69.32 | 17.22 | 0.00 | 150.0 | ± 9.6 % |
|           |  | Y | 2.95 | 68.39 | 16.63 |      | 150.0 |         |
|           |  | Z | 2.83 | 68.92 | 16.62 |      | 150.0 |         |
| 10159-CAC | LTE-FDD (SC-FDMA, 50% RB, 5 MHz, 64-QAM)   | X | 2.62 | 69.72 | 16.37 | 0.00 | 150.0 | ± 9.6 % |
|           |  | Y | 2.47 | 68.27 | 15.57 |      | 150.0 |         |
|           |  | Z | 2.26 | 68.38 | 14.92 |      | 150.0 |         |
| 10160-CAB | LTE-FDD (SC-FDMA, 50% RB, 15 MHz, QPSK)    | X | 3.05 | 69.96 | 17.25 | 0.00 | 150.0 | ± 9.6 % |
|           |  | Y | 2.93 | 68.87 | 16.57 |      | 150.0 |         |
|           |  | Z | 2.79 | 69.10 | 16.62 |      | 150.0 |         |
| 10161-CAB | LTE-FDD (SC-FDMA, 50% RB, 15 MHz, 16-QAM)  | X | 3.17 | 68.21 | 16.64 | 0.00 | 150.0 | ± 9.6 % |
|           |  | Y | 3.11 | 67.51 | 16.16 |      | 150.0 |         |
|           |  | Z | 2.96 | 67.69 | 16.10 |      | 150.0 |         |
| 10162-CAB | LTE-FDD (SC-FDMA, 50% RB, 15 MHz, 64-QAM)  | X | 3.28 | 68.24 | 16.69 | 0.00 | 150.0 | ± 9.6 % |
|           |  | Y | 3.21 | 67.56 | 16.23 |      | 150.0 |         |
|           |  | Z | 3.07 | 67.83 | 16.20 |      | 150.0 |         |
| 10166-CAC | LTE-FDD (SC-FDMA, 50% RB, 1.4 MHz, QPSK)   | X | 3.61 | 68.91 | 18.91 | 3.01 | 150.0 | ± 9.6 % |
|           |  | Y | 3.71 | 68.82 | 18.78 |      | 150.0 |         |
|           |  | Z | 3.44 | 69.35 | 19.00 |      | 150.0 |         |
| 10167-CAC | LTE-FDD (SC-FDMA, 50% RB, 1.4 MHz, 16-QAM) | X | 4.35 | 71.40 | 19.28 | 3.01 | 150.0 | ± 9.6 % |
|           |  | Y | 4.53 | 71.34 | 19.15 |      | 150.0 |         |
|           |  | Z | 4.23 | 72.68 | 19.64 |      | 150.0 |         |

|           |  |   |       |       |       |      |       |         |
|-----------|--|---|-------|-------|-------|------|-------|---------|
| 10168-CAC | LTE-FDD (SC-FDMA, 50% RB, 1.4 MHz, 64-QAM) | X | 4.73  | 73.23 | 20.42 | 3.01 | 150.0 | ± 9.6 % |
|           |  | Y | 4.93  | 73.16 | 20.29 |      | 150.0 |         |
|           |  | Z | 4.78  | 75.32 | 21.15 |      | 150.0 |         |
| 10169-CAB | LTE-FDD (SC-FDMA, 1 RB, 20 MHz, QPSK)      | X | 3.00  | 68.99 | 19.00 | 3.01 | 150.0 | ± 9.6 % |
|           |  | Y | 3.19  | 69.30 | 18.97 |      | 150.0 |         |
|           |  | Z | 2.76  | 68.70 | 18.79 |      | 150.0 |         |
| 10170-CAB | LTE-FDD (SC-FDMA, 1 RB, 20 MHz, 16-QAM)    | X | 3.99  | 74.42 | 21.15 | 3.01 | 150.0 | ± 9.6 % |
|           |  | Y | 4.35  | 74.74 | 21.07 |      | 150.0 |         |
|           |  | Z | 3.93  | 76.10 | 21.80 |      | 150.0 |         |
| 10171-AAB | LTE-FDD (SC-FDMA, 1 RB, 20 MHz, 64-QAM)    | X | 3.33  | 70.61 | 18.53 | 3.01 | 150.0 | ± 9.6 % |
|           |  | Y | 3.61  | 70.81 | 18.44 |      | 150.0 |         |
|           |  | Z | 3.09  | 71.10 | 18.58 |      | 150.0 |         |
| 10172-CAB | LTE-TDD (SC-FDMA, 1 RB, 20 MHz, QPSK)      | X | 7.91  | 87.61 | 26.50 | 6.02 | 65.0  | ± 9.6 % |
|           |  | Y | 7.30  | 84.90 | 25.48 |      | 65.0  |         |
|           |  | Z | 5.11  | 82.28 | 24.60 |      | 65.0  |         |
| 10173-CAB | LTE-TDD (SC-FDMA, 1 RB, 20 MHz, 16-QAM)    | X | 11.97 | 91.19 | 25.81 | 6.02 | 65.0  | ± 9.6 % |
|           |  | Y | 11.64 | 89.69 | 25.41 |      | 65.0  |         |
|           |  | Z | 9.00  | 89.10 | 24.85 |      | 65.0  |         |
| 10174-CAB | LTE-TDD (SC-FDMA, 1 RB, 20 MHz, 64-QAM)    | X | 8.52  | 84.47 | 23.07 | 6.02 | 65.0  | ± 9.6 % |
|           |  | Y | 8.34  | 83.17 | 22.74 |      | 65.0  |         |
|           |  | Z | 6.44  | 82.64 | 22.10 |      | 65.0  |         |
| 10175-CAC | LTE-FDD (SC-FDMA, 1 RB, 10 MHz, QPSK)      | X | 2.97  | 68.69 | 18.76 | 3.01 | 150.0 | ± 9.6 % |
|           |  | Y | 3.15  | 68.97 | 18.71 |      | 150.0 |         |
|           |  | Z | 2.72  | 68.39 | 18.53 |      | 150.0 |         |
| 10176-CAC | LTE-FDD (SC-FDMA, 1 RB, 10 MHz, 16-QAM)    | X | 4.00  | 74.44 | 21.16 | 3.01 | 150.0 | ± 9.6 % |
|           |  | Y | 4.35  | 74.76 | 21.08 |      | 150.0 |         |
|           |  | Z | 3.93  | 76.13 | 21.81 |      | 150.0 |         |
| 10177-CAE | LTE-FDD (SC-FDMA, 1 RB, 5 MHz, QPSK)       | X | 2.99  | 68.85 | 18.86 | 3.01 | 150.0 | ± 9.6 % |
|           |  | Y | 3.18  | 69.14 | 18.82 |      | 150.0 |         |
|           |  | Z | 2.75  | 68.54 | 18.63 |      | 150.0 |         |
| 10178-CAC | LTE-FDD (SC-FDMA, 1 RB, 5 MHz, 16-QAM)     | X | 3.95  | 74.18 | 21.02 | 3.01 | 150.0 | ± 9.6 % |
|           |  | Y | 4.29  | 74.47 | 20.93 |      | 150.0 |         |
|           |  | Z | 3.88  | 75.86 | 21.67 |      | 150.0 |         |
| 10179-CAC | LTE-FDD (SC-FDMA, 1 RB, 10 MHz, 64-QAM)    | X | 3.63  | 72.40 | 19.71 | 3.01 | 150.0 | ± 9.6 % |
|           |  | Y | 3.93  | 72.61 | 19.60 |      | 150.0 |         |
|           |  | Z | 3.47  | 73.44 | 20.04 |      | 150.0 |         |
| 10180-CAC | LTE-FDD (SC-FDMA, 1 RB, 5 MHz, 64-QAM)     | X | 3.32  | 70.53 | 18.48 | 3.01 | 150.0 | ± 9.6 % |
|           |  | Y | 3.59  | 70.72 | 18.38 |      | 150.0 |         |
|           |  | Z | 3.08  | 71.02 | 18.53 |      | 150.0 |         |
| 10181-CAB | LTE-FDD (SC-FDMA, 1 RB, 15 MHz, QPSK)      | X | 2.99  | 68.83 | 18.85 | 3.01 | 150.0 | ± 9.6 % |
|           |  | Y | 3.17  | 69.12 | 18.81 |      | 150.0 |         |
|           |  | Z | 2.74  | 68.52 | 18.62 |      | 150.0 |         |
| 10182-CAB | LTE-FDD (SC-FDMA, 1 RB, 15 MHz, 16-QAM)    | X | 3.94  | 74.15 | 21.01 | 3.01 | 150.0 | ± 9.6 % |
|           |  | Y | 4.29  | 74.45 | 20.92 |      | 150.0 |         |
|           |  | Z | 3.88  | 75.83 | 21.66 |      | 150.0 |         |
| 10183-AAA | LTE-FDD (SC-FDMA, 1 RB, 15 MHz, 64-QAM)    | X | 3.31  | 70.50 | 18.46 | 3.01 | 150.0 | ± 9.6 % |
|           |  | Y | 3.59  | 70.70 | 18.37 |      | 150.0 |         |
|           |  | Z | 3.08  | 71.00 | 18.52 |      | 150.0 |         |

|           |   |   |      |       |       |      |       |         |
|-----------|---|---|------|-------|-------|------|-------|---------|
| 10184-CAC | LTE-FDD (SC-FDMA, 1 RB, 3 MHz, QPSK)          | X | 3.00 | 68.87 | 18.87 | 3.01 | 150.0 | ± 9.6 % |
|           |   | Y | 3.19 | 69.17 | 18.84 |      | 150.0 |         |
|           |   | Z | 2.75 | 68.57 | 18.65 |      | 150.0 |         |
| 10185-CAC | LTE-FDD (SC-FDMA, 1 RB, 3 MHz, 16-QAM)        | X | 3.96 | 74.22 | 21.04 | 3.01 | 150.0 | ± 9.6 % |
|           |   | Y | 4.31 | 74.52 | 20.96 |      | 150.0 |         |
|           |   | Z | 3.90 | 75.92 | 21.71 |      | 150.0 |         |
| 10186-AAC | LTE-FDD (SC-FDMA, 1 RB, 3 MHz, 64-QAM)        | X | 3.33 | 70.57 | 18.50 | 3.01 | 150.0 | ± 9.6 % |
|           |   | Y | 3.60 | 70.76 | 18.40 |      | 150.0 |         |
|           |   | Z | 3.09 | 71.07 | 18.56 |      | 150.0 |         |
| 10187-CAC | LTE-FDD (SC-FDMA, 1 RB, 1.4 MHz, QPSK)        | X | 3.00 | 68.91 | 18.92 | 3.01 | 150.0 | ± 9.6 % |
|           |   | Y | 3.19 | 69.19 | 18.88 |      | 150.0 |         |
|           |   | Z | 2.76 | 68.63 | 18.71 |      | 150.0 |         |
| 10188-CAC | LTE-FDD (SC-FDMA, 1 RB, 1.4 MHz, 16-QAM)      | X | 4.09 | 74.89 | 21.43 | 3.01 | 150.0 | ± 9.6 % |
|           |   | Y | 4.45 | 75.22 | 21.35 |      | 150.0 |         |
|           |   | Z | 4.06 | 76.74 | 22.15 |      | 150.0 |         |
| 10189-AAC | LTE-FDD (SC-FDMA, 1 RB, 1.4 MHz, 64-QAM)      | X | 3.41 | 70.99 | 18.78 | 3.01 | 150.0 | ± 9.6 % |
|           |   | Y | 3.68 | 71.19 | 18.68 |      | 150.0 |         |
|           |   | Z | 3.17 | 71.57 | 18.87 |      | 150.0 |         |
| 10193-CAB | IEEE 802.11n (HT Greenfield, 6.5 Mbps, BPSK)  | X | 4.70 | 66.80 | 16.49 | 0.00 | 150.0 | ± 9.6 % |
|           |   | Y | 4.69 | 66.56 | 16.29 |      | 150.0 |         |
|           |   | Z | 4.53 | 66.73 | 16.24 |      | 150.0 |         |
| 10194-CAB | IEEE 802.11n (HT Greenfield, 39 Mbps, 16-QAM) | X | 4.90 | 67.17 | 16.60 | 0.00 | 150.0 | ± 9.6 % |
|           |   | Y | 4.89 | 66.93 | 16.40 |      | 150.0 |         |
|           |   | Z | 4.70 | 67.04 | 16.36 |      | 150.0 |         |
| 10195-CAB | IEEE 802.11n (HT Greenfield, 65 Mbps, 64-QAM) | X | 4.94 | 67.18 | 16.61 | 0.00 | 150.0 | ± 9.6 % |
|           |   | Y | 4.93 | 66.94 | 16.41 |      | 150.0 |         |
|           |   | Z | 4.74 | 67.07 | 16.38 |      | 150.0 |         |
| 10196-CAB | IEEE 802.11n (HT Mixed, 6.5 Mbps, BPSK)       | X | 4.72 | 66.91 | 16.53 | 0.00 | 150.0 | ± 9.6 % |
|           |   | Y | 4.71 | 66.66 | 16.33 |      | 150.0 |         |
|           |   | Z | 4.53 | 66.79 | 16.26 |      | 150.0 |         |
| 10197-CAB | IEEE 802.11n (HT Mixed, 39 Mbps, 16-QAM)      | X | 4.91 | 67.19 | 16.61 | 0.00 | 150.0 | ± 9.6 % |
|           |   | Y | 4.91 | 66.95 | 16.41 |      | 150.0 |         |
|           |   | Z | 4.71 | 67.06 | 16.38 |      | 150.0 |         |
| 10198-CAB | IEEE 802.11n (HT Mixed, 65 Mbps, 64-QAM)      | X | 4.94 | 67.20 | 16.62 | 0.00 | 150.0 | ± 9.6 % |
|           |   | Y | 4.94 | 66.95 | 16.42 |      | 150.0 |         |
|           |   | Z | 4.74 | 67.09 | 16.39 |      | 150.0 |         |
| 10219-CAB | IEEE 802.11n (HT Mixed, 7.2 Mbps, BPSK)       | X | 4.67 | 66.93 | 16.50 | 0.00 | 150.0 | ± 9.6 % |
|           |   | Y | 4.66 | 66.67 | 16.29 |      | 150.0 |         |
|           |   | Z | 4.48 | 66.81 | 16.22 |      | 150.0 |         |
| 10220-CAB | IEEE 802.11n (HT Mixed, 43.3 Mbps, 16-QAM)    | X | 4.91 | 67.18 | 16.61 | 0.00 | 150.0 | ± 9.6 % |
|           |   | Y | 4.91 | 66.94 | 16.41 |      | 150.0 |         |
|           |   | Z | 4.70 | 67.03 | 16.36 |      | 150.0 |         |
| 10221-CAB | IEEE 802.11n (HT Mixed, 72.2 Mbps, 64-QAM)    | X | 4.95 | 67.12 | 16.60 | 0.00 | 150.0 | ± 9.6 % |
|           |   | Y | 4.95 | 66.89 | 16.41 |      | 150.0 |         |
|           |   | Z | 4.75 | 67.01 | 16.38 |      | 150.0 |         |
| 10222-CAB | IEEE 802.11n (HT Mixed, 15 Mbps, BPSK)        | X | 5.26 | 67.39 | 16.71 | 0.00 | 150.0 | ± 9.6 % |
|           |   | Y | 5.25 | 67.18 | 16.54 |      | 150.0 |         |
|           |   | Z | 5.07 | 67.16 | 16.47 |      | 150.0 |         |



|           |   |   |       |       |       |      |       |         |
|-----------|---|---|-------|-------|-------|------|-------|---------|
| 10223-CAB | IEEE 802.11n (HT Mixed, 90 Mbps, 16-QAM)  | X | 5.62  | 67.69 | 16.88 | 0.00 | 150.0 | ± 9.6 % |
|           |   | Y | 5.63  | 67.53 | 16.73 |      | 150.0 |         |
|           |   | Z | 5.37  | 67.35 | 16.59 |      | 150.0 |         |
| 10224-CAB | IEEE 802.11n (HT Mixed, 150 Mbps, 64-QAM) | X | 5.31  | 67.49 | 16.69 | 0.00 | 150.0 | ± 9.6 % |
|           |   | Y | 5.30  | 67.29 | 16.51 |      | 150.0 |         |
|           |   | Z | 5.12  | 67.27 | 16.46 |      | 150.0 |         |
| 10225-CAB | UMTS-FDD (HSPA+)                          | X | 3.00  | 66.68 | 16.08 | 0.00 | 150.0 | ± 9.6 % |
|           |   | Y | 2.96  | 66.13 | 15.70 |      | 150.0 |         |
|           |   | Z | 2.82  | 66.40 | 15.50 |      | 150.0 |         |
| 10226-CAA | LTE-TDD (SC-FDMA, 1 RB, 1.4 MHz, 16-QAM)  | X | 12.69 | 92.31 | 26.26 | 6.02 | 65.0  | ± 9.6 % |
|           |   | Y | 12.26 | 90.69 | 25.83 |      | 65.0  |         |
|           |   | Z | 9.67  | 90.43 | 25.39 |      | 65.0  |         |
| 10227-CAA | LTE-TDD (SC-FDMA, 1 RB, 1.4 MHz, 64-QAM)  | X | 10.90 | 88.38 | 24.41 | 6.02 | 65.0  | ± 9.6 % |
|           |   | Y | 10.80 | 87.33 | 24.19 |      | 65.0  |         |
|           |   | Z | 8.79  | 87.36 | 23.69 |      | 65.0  |         |
| 10228-CAA | LTE-TDD (SC-FDMA, 1 RB, 1.4 MHz, QPSK)    | X | 10.21 | 92.65 | 28.25 | 6.02 | 65.0  | ± 9.6 % |
|           |   | Y | 9.82  | 90.78 | 27.59 |      | 65.0  |         |
|           |   | Z | 6.11  | 85.69 | 25.88 |      | 65.0  |         |
| 10229-CAB | LTE-TDD (SC-FDMA, 1 RB, 3 MHz, 16-QAM)    | X | 12.05 | 91.28 | 25.85 | 6.02 | 65.0  | ± 9.6 % |
|           |   | Y | 11.71 | 89.77 | 25.44 |      | 65.0  |         |
|           |   | Z | 9.08  | 89.22 | 24.90 |      | 65.0  |         |
| 10230-CAB | LTE-TDD (SC-FDMA, 1 RB, 3 MHz, 64-QAM)    | X | 10.38 | 87.50 | 24.04 | 6.02 | 65.0  | ± 9.6 % |
|           |   | Y | 10.34 | 86.53 | 23.85 |      | 65.0  |         |
|           |   | Z | 8.23  | 86.25 | 23.24 |      | 65.0  |         |
| 10231-CAB | LTE-TDD (SC-FDMA, 1 RB, 3 MHz, QPSK)      | X | 9.79  | 91.76 | 27.87 | 6.02 | 65.0  | ± 9.6 % |
|           |   | Y | 9.44  | 89.96 | 27.24 |      | 65.0  |         |
|           |   | Z | 5.87  | 84.87 | 25.51 |      | 65.0  |         |
| 10232-CAB | LTE-TDD (SC-FDMA, 1 RB, 5 MHz, 16-QAM)    | X | 12.03 | 91.27 | 25.84 | 6.02 | 65.0  | ± 9.6 % |
|           |   | Y | 11.69 | 89.75 | 25.44 |      | 65.0  |         |
|           |   | Z | 9.06  | 89.20 | 24.90 |      | 65.0  |         |
| 10233-CAB | LTE-TDD (SC-FDMA, 1 RB, 5 MHz, 64-QAM)    | X | 10.37 | 87.49 | 24.04 | 6.02 | 65.0  | ± 9.6 % |
|           |   | Y | 10.32 | 86.52 | 23.85 |      | 65.0  |         |
|           |   | Z | 8.21  | 86.23 | 23.23 |      | 65.0  |         |
| 10234-CAB | LTE-TDD (SC-FDMA, 1 RB, 5 MHz, QPSK)      | X | 9.39  | 90.84 | 27.46 | 6.02 | 65.0  | ± 9.6 % |
|           |   | Y | 9.09  | 89.12 | 26.85 |      | 65.0  |         |
|           |   | Z | 5.67  | 84.10 | 25.11 |      | 65.0  |         |
| 10235-CAB | LTE-TDD (SC-FDMA, 1 RB, 10 MHz, 16-QAM)   | X | 12.04 | 91.30 | 25.85 | 6.02 | 65.0  | ± 9.6 % |
|           |   | Y | 11.69 | 89.78 | 25.44 |      | 65.0  |         |
|           |   | Z | 9.06  | 89.23 | 24.91 |      | 65.0  |         |
| 10236-CAB | LTE-TDD (SC-FDMA, 1 RB, 10 MHz, 64-QAM)   | X | 10.47 | 87.62 | 24.08 | 6.02 | 65.0  | ± 9.6 % |
|           |   | Y | 10.41 | 86.63 | 23.88 |      | 65.0  |         |
|           |   | Z | 8.31  | 86.37 | 23.28 |      | 65.0  |         |
| 10237-CAB | LTE-TDD (SC-FDMA, 1 RB, 10 MHz, QPSK)     | X | 9.82  | 91.85 | 27.91 | 6.02 | 65.0  | ± 9.6 % |
|           |   | Y | 9.46  | 90.03 | 27.26 |      | 65.0  |         |
|           |   | Z | 5.87  | 84.92 | 25.53 |      | 65.0  |         |
| 10238-CAB | LTE-TDD (SC-FDMA, 1 RB, 15 MHz, 16-QAM)   | X | 12.01 | 91.25 | 25.83 | 6.02 | 65.0  | ± 9.6 % |
|           |   | Y | 11.67 | 89.74 | 25.43 |      | 65.0  |         |
|           |   | Z | 9.03  | 89.17 | 24.88 |      | 65.0  |         |

|           |  |   |       |       |       |      |      |         |
|-----------|--|---|-------|-------|-------|------|------|---------|
| 10239-CAB | LTE-TDD (SC-FDMA, 1 RB, 15 MHz, 64-QAM)    | X | 10.34 | 87.48 | 24.04 | 6.02 | 65.0 | ± 9.6 % |
|           |  | Y | 10.30 | 86.51 | 23.84 |      | 65.0 |         |
|           |  | Z | 8.18  | 86.19 | 23.22 |      | 65.0 |         |
| 10240-CAB | LTE-TDD (SC-FDMA, 1 RB, 15 MHz, QPSK)      | X | 9.78  | 91.79 | 27.89 | 6.02 | 65.0 | ± 9.6 % |
|           |  | Y | 9.43  | 89.98 | 27.24 |      | 65.0 |         |
|           |  | Z | 5.85  | 84.87 | 25.51 |      | 65.0 |         |
| 10241-CAA | LTE-TDD (SC-FDMA, 50% RB, 1.4 MHz, 16-QAM) | X | 7.79  | 78.91 | 24.31 | 6.98 | 65.0 | ± 9.6 % |
|           |  | Y | 8.04  | 78.76 | 24.24 |      | 65.0 |         |
|           |  | Z | 6.87  | 78.46 | 23.88 |      | 65.0 |         |
| 10242-CAA | LTE-TDD (SC-FDMA, 50% RB, 1.4 MHz, 64-QAM) | X | 6.95  | 76.46 | 23.17 | 6.98 | 65.0 | ± 9.6 % |
|           |  | Y | 7.85  | 78.23 | 23.94 |      | 65.0 |         |
|           |  | Z | 6.30  | 76.69 | 23.05 |      | 65.0 |         |
| 10243-CAA | LTE-TDD (SC-FDMA, 50% RB, 1.4 MHz, QPSK)   | X | 5.78  | 73.78 | 22.84 | 6.98 | 65.0 | ± 9.6 % |
|           |  | Y | 6.51  | 75.72 | 23.72 |      | 65.0 |         |
|           |  | Z | 5.21  | 73.41 | 22.50 |      | 65.0 |         |
| 10244-CAB | LTE-TDD (SC-FDMA, 50% RB, 3 MHz, 16-QAM)   | X | 5.73  | 74.52 | 18.36 | 3.98 | 65.0 | ± 9.6 % |
|           |  | Y | 6.00  | 74.92 | 18.76 |      | 65.0 |         |
|           |  | Z | 4.17  | 70.46 | 15.50 |      | 65.0 |         |
| 10245-CAB | LTE-TDD (SC-FDMA, 50% RB, 3 MHz, 64-QAM)   | X | 5.70  | 74.16 | 18.16 | 3.98 | 65.0 | ± 9.6 % |
|           |  | Y | 5.98  | 74.60 | 18.58 |      | 65.0 |         |
|           |  | Z | 4.12  | 70.05 | 15.27 |      | 65.0 |         |
| 10246-CAB | LTE-TDD (SC-FDMA, 50% RB, 3 MHz, QPSK)     | X | 6.07  | 78.90 | 20.35 | 3.98 | 65.0 | ± 9.6 % |
|           |  | Y | 5.79  | 77.80 | 20.04 |      | 65.0 |         |
|           |  | Z | 3.87  | 72.73 | 16.96 |      | 65.0 |         |
| 10247-CAB | LTE-TDD (SC-FDMA, 50% RB, 5 MHz, 16-QAM)   | X | 5.42  | 74.27 | 19.15 | 3.98 | 65.0 | ± 9.6 % |
|           |  | Y | 5.39  | 73.79 | 19.04 |      | 65.0 |         |
|           |  | Z | 4.12  | 70.68 | 16.77 |      | 65.0 |         |
| 10248-CAB | LTE-TDD (SC-FDMA, 50% RB, 5 MHz, 64-QAM)   | X | 5.47  | 73.87 | 18.97 | 3.98 | 65.0 | ± 9.6 % |
|           |  | Y | 5.45  | 73.44 | 18.87 |      | 65.0 |         |
|           |  | Z | 4.17  | 70.35 | 16.61 |      | 65.0 |         |
| 10249-CAB | LTE-TDD (SC-FDMA, 50% RB, 5 MHz, QPSK)     | X | 6.95  | 81.03 | 21.84 | 3.98 | 65.0 | ± 9.6 % |
|           |  | Y | 6.51  | 79.54 | 21.33 |      | 65.0 |         |
|           |  | Z | 4.82  | 76.06 | 19.29 |      | 65.0 |         |
| 10250-CAB | LTE-TDD (SC-FDMA, 50% RB, 10 MHz, 16-QAM)  | X | 6.19  | 76.05 | 21.19 | 3.98 | 65.0 | ± 9.6 % |
|           |  | Y | 6.11  | 75.40 | 20.92 |      | 65.0 |         |
|           |  | Z | 5.02  | 73.34 | 19.63 |      | 65.0 |         |
| 10251-CAB | LTE-TDD (SC-FDMA, 50% RB, 10 MHz, 64-QAM)  | X | 5.97  | 74.17 | 20.08 | 3.98 | 65.0 | ± 9.6 % |
|           |  | Y | 5.92  | 73.60 | 19.85 |      | 65.0 |         |
|           |  | Z | 4.90  | 71.72 | 18.57 |      | 65.0 |         |
| 10252-CAB | LTE-TDD (SC-FDMA, 50% RB, 10 MHz, QPSK)    | X | 7.05  | 80.22 | 22.22 | 3.98 | 65.0 | ± 9.6 % |
|           |  | Y | 6.71  | 78.91 | 21.71 |      | 65.0 |         |
|           |  | Z | 5.38  | 76.79 | 20.59 |      | 65.0 |         |
| 10253-CAB | LTE-TDD (SC-FDMA, 50% RB, 15 MHz, 16-QAM)  | X | 6.02  | 73.31 | 19.98 | 3.98 | 65.0 | ± 9.6 % |
|           |  | Y | 5.99  | 72.84 | 19.76 |      | 65.0 |         |
|           |  | Z | 5.07  | 71.20 | 18.73 |      | 65.0 |         |
| 10254-CAB | LTE-TDD (SC-FDMA, 50% RB, 15 MHz, 64-QAM)  | X | 6.34  | 74.08 | 20.62 | 3.98 | 65.0 | ± 9.6 % |
|           |  | Y | 6.32  | 73.60 | 20.40 |      | 65.0 |         |
|           |  | Z | 5.38  | 72.04 | 19.42 |      | 65.0 |         |

|           |   |   |      |       |       |      |      |         |
|-----------|---|---|------|-------|-------|------|------|---------|
| 10255-CAB | LTE-TDD (SC-FDMA, 50% RB, 15 MHz, QPSK)     | X | 6.54 | 76.96 | 21.13 | 3.98 | 65.0 | ± 9.6 % |
|           |   | Y | 6.39 | 76.11 | 20.77 |      | 65.0 |         |
|           |   | Z | 5.35 | 74.55 | 19.95 |      | 65.0 |         |
| 10256-CAA | LTE-TDD (SC-FDMA, 100% RB, 1.4 MHz, 16-QAM) | X | 4.78 | 71.78 | 16.29 | 3.98 | 65.0 | ± 9.6 % |
|           |   | Y | 5.15 | 72.61 | 16.95 |      | 65.0 |         |
|           |   | Z | 3.17 | 66.79 | 12.69 |      | 65.0 |         |
| 10257-CAA | LTE-TDD (SC-FDMA, 100% RB, 1.4 MHz, 64-QAM) | X | 4.75 | 71.31 | 16.01 | 3.98 | 65.0 | ± 9.6 % |
|           |   | Y | 5.13 | 72.17 | 16.68 |      | 65.0 |         |
|           |   | Z | 3.15 | 66.37 | 12.40 |      | 65.0 |         |
| 10258-CAA | LTE-TDD (SC-FDMA, 100% RB, 1.4 MHz, QPSK)   | X | 4.97 | 75.61 | 18.39 | 3.98 | 65.0 | ± 9.6 % |
|           |   | Y | 4.91 | 75.17 | 18.40 |      | 65.0 |         |
|           |   | Z | 2.94 | 68.65 | 14.25 |      | 65.0 |         |
| 10259-CAB | LTE-TDD (SC-FDMA, 100% RB, 3 MHz, 16-QAM)   | X | 5.73 | 74.90 | 19.87 | 3.98 | 65.0 | ± 9.6 % |
|           |   | Y | 5.67 | 74.34 | 19.69 |      | 65.0 |         |
|           |   | Z | 4.48 | 71.72 | 17.84 |      | 65.0 |         |
| 10260-CAB | LTE-TDD (SC-FDMA, 100% RB, 3 MHz, 64-QAM)   | X | 5.78 | 74.70 | 19.80 | 3.98 | 65.0 | ± 9.6 % |
|           |   | Y | 5.74 | 74.19 | 19.64 |      | 65.0 |         |
|           |   | Z | 4.53 | 71.55 | 17.77 |      | 65.0 |         |
| 10261-CAB | LTE-TDD (SC-FDMA, 100% RB, 3 MHz, QPSK)     | X | 6.66 | 79.93 | 21.76 | 3.98 | 65.0 | ± 9.6 % |
|           |   | Y | 6.33 | 78.60 | 21.27 |      | 65.0 |         |
|           |   | Z | 4.85 | 75.73 | 19.59 |      | 65.0 |         |
| 10262-CAB | LTE-TDD (SC-FDMA, 100% RB, 5 MHz, 16-QAM)   | X | 6.18 | 76.01 | 21.15 | 3.98 | 65.0 | ± 9.6 % |
|           |   | Y | 6.10 | 75.36 | 20.89 |      | 65.0 |         |
|           |   | Z | 5.01 | 73.29 | 19.59 |      | 65.0 |         |
| 10263-CAB | LTE-TDD (SC-FDMA, 100% RB, 5 MHz, 64-QAM)   | X | 5.97 | 74.15 | 20.08 | 3.98 | 65.0 | ± 9.6 % |
|           |   | Y | 5.92 | 73.60 | 19.85 |      | 65.0 |         |
|           |   | Z | 4.89 | 71.70 | 18.57 |      | 65.0 |         |
| 10264-CAB | LTE-TDD (SC-FDMA, 100% RB, 5 MHz, QPSK)     | X | 7.00 | 80.07 | 22.14 | 3.98 | 65.0 | ± 9.6 % |
|           |   | Y | 6.67 | 78.77 | 21.63 |      | 65.0 |         |
|           |   | Z | 5.34 | 76.63 | 20.50 |      | 65.0 |         |
| 10265-CAB | LTE-TDD (SC-FDMA, 100% RB, 10 MHz, 16-QAM)  | X | 6.19 | 73.97 | 20.22 | 3.98 | 65.0 | ± 9.6 % |
|           |   | Y | 6.16 | 73.47 | 19.98 |      | 65.0 |         |
|           |   | Z | 5.16 | 71.65 | 18.95 |      | 65.0 |         |
| 10266-CAB | LTE-TDD (SC-FDMA, 100% RB, 10 MHz, 64-QAM)  | X | 6.52 | 74.71 | 20.90 | 3.98 | 65.0 | ± 9.6 % |
|           |   | Y | 6.48 | 74.21 | 20.66 |      | 65.0 |         |
|           |   | Z | 5.49 | 72.55 | 19.71 |      | 65.0 |         |
| 10267-CAB | LTE-TDD (SC-FDMA, 100% RB, 10 MHz, QPSK)    | X | 6.86 | 77.55 | 21.10 | 3.98 | 65.0 | ± 9.6 % |
|           |   | Y | 6.67 | 76.67 | 20.74 |      | 65.0 |         |
|           |   | Z | 5.56 | 75.06 | 19.94 |      | 65.0 |         |
| 10268-CAB | LTE-TDD (SC-FDMA, 100% RB, 15 MHz, 16-QAM)  | X | 6.77 | 73.75 | 20.47 | 3.98 | 65.0 | ± 9.6 % |
|           |   | Y | 6.76 | 73.36 | 20.27 |      | 65.0 |         |
|           |   | Z | 5.82 | 71.83 | 19.46 |      | 65.0 |         |
| 10269-CAB | LTE-TDD (SC-FDMA, 100% RB, 15 MHz, 64-QAM)  | X | 6.72 | 73.31 | 20.36 | 3.98 | 65.0 | ± 9.6 % |
|           |   | Y | 6.71 | 72.94 | 20.17 |      | 65.0 |         |
|           |   | Z | 5.82 | 71.50 | 19.37 |      | 65.0 |         |
| 10270-CAB | LTE-TDD (SC-FDMA, 100% RB, 15 MHz, QPSK)    | X | 6.72 | 75.15 | 20.27 | 3.98 | 65.0 | ± 9.6 % |
|           |   | Y | 6.64 | 74.60 | 20.03 |      | 65.0 |         |
|           |   | Z | 5.70 | 73.24 | 19.35 |      | 65.0 |         |

|           |  |   |      |       |       |      |       |         |
|-----------|--|---|------|-------|-------|------|-------|---------|
| 10274-CAB | UMTS-FDD (HSUPA, Subtest 5, 3GPP Rel8.10)                          | X | 2.75 | 67.09 | 16.03 | 0.00 | 150.0 | ± 9.6 % |
|           |  | Y | 2.69 | 66.35 | 15.53 |      | 150.0 |         |
|           |  | Z | 2.62 | 66.86 | 15.47 |      | 150.0 |         |
| 10275-CAB | UMTS-FDD (HSUPA, Subtest 5, 3GPP Rel8.4)                           | X | 1.92 | 70.57 | 17.38 | 0.00 | 150.0 | ± 9.6 % |
|           |  | Y | 1.74 | 68.38 | 16.07 |      | 150.0 |         |
|           |  | Z | 1.68 | 68.78 | 16.11 |      | 150.0 |         |
| 10277-CAA | PHS (QPSK)   | X | 2.69 | 62.91 | 8.63  | 9.03 | 50.0  | ± 9.6 % |
|           |  | Y | 2.96 | 63.71 | 9.45  |      | 50.0  |         |
|           |  | Z | 2.20 | 61.27 | 6.87  |      | 50.0  |         |
| 10278-CAA | PHS (QPSK, BW 884MHz, Rolloff 0.5)                                 | X | 5.78 | 74.86 | 17.12 | 9.03 | 50.0  | ± 9.6 % |
|           |  | Y | 6.34 | 76.24 | 18.11 |      | 50.0  |         |
|           |  | Z | 3.69 | 68.00 | 12.92 |      | 50.0  |         |
| 10279-CAA | PHS (QPSK, BW 884MHz, Rolloff 0.38)                                | X | 5.98 | 75.20 | 17.31 | 9.03 | 50.0  | ± 9.6 % |
|           |  | Y | 6.53 | 76.54 | 18.27 |      | 50.0  |         |
|           |  | Z | 3.80 | 68.27 | 13.10 |      | 50.0  |         |
| 10290-AAB | CDMA2000, RC1, SO55, Full Rate                                     | X | 2.30 | 74.88 | 17.83 | 0.00 | 150.0 | ± 9.6 % |
|           |  | Y | 1.78 | 70.39 | 15.73 |      | 150.0 |         |
|           |  | Z | 1.61 | 70.42 | 14.78 |      | 150.0 |         |
| 10291-AAB | CDMA2000, RC3, SO55, Full Rate                                     | X | 1.30 | 71.95 | 16.66 | 0.00 | 150.0 | ± 9.6 % |
|           |  | Y | 1.01 | 67.36 | 14.25 |      | 150.0 |         |
|           |  | Z | 0.90 | 67.30 | 13.30 |      | 150.0 |         |
| 10292-AAB | CDMA2000, RC3, SO32, Full Rate                                     | X | 2.22 | 81.32 | 20.90 | 0.00 | 150.0 | ± 9.6 % |
|           |  | Y | 1.29 | 71.97 | 16.82 |      | 150.0 |         |
|           |  | Z | 1.39 | 74.12 | 16.76 |      | 150.0 |         |
| 10293-AAB | CDMA2000, RC3, SO3, Full Rate                                      | X | 4.76 | 93.97 | 25.71 | 0.00 | 150.0 | ± 9.6 % |
|           |  | Y | 1.89 | 78.06 | 19.82 |      | 150.0 |         |
|           |  | Z | 3.15 | 86.13 | 21.66 |      | 150.0 |         |
| 10295-AAB | CDMA2000, RC1, SO3, 1/8th Rate 25 fr.                              | X | 7.57 | 80.84 | 22.54 | 9.03 | 50.0  | ± 9.6 % |
|           |  | Y | 7.32 | 79.92 | 22.39 |      | 50.0  |         |
|           |  | Z | 7.16 | 79.00 | 20.62 |      | 50.0  |         |
| 10297-AAA | LTE-FDD (SC-FDMA, 50% RB, 20 MHz, QPSK)                            | X | 3.18 | 71.66 | 17.79 | 0.00 | 150.0 | ± 9.6 % |
|           |  | Y | 2.99 | 70.22 | 16.93 |      | 150.0 |         |
|           |  | Z | 2.82 | 70.25 | 16.98 |      | 150.0 |         |
| 10298-AAB | LTE-FDD (SC-FDMA, 50% RB, 3 MHz, QPSK)                             | X | 2.15 | 71.80 | 17.05 | 0.00 | 150.0 | ± 9.6 % |
|           |  | Y | 1.88 | 69.12 | 15.66 |      | 150.0 |         |
|           |  | Z | 1.65 | 68.73 | 14.65 |      | 150.0 |         |
| 10299-AAB | LTE-FDD (SC-FDMA, 50% RB, 3 MHz, 16-QAM)                           | X | 2.93 | 71.02 | 15.86 | 0.00 | 150.0 | ± 9.6 % |
|           |  | Y | 2.93 | 70.34 | 15.61 |      | 150.0 |         |
|           |  | Z | 2.42 | 68.83 | 13.56 |      | 150.0 |         |
| 10300-AAB | LTE-FDD (SC-FDMA, 50% RB, 3 MHz, 64-QAM)                           | X | 2.26 | 66.49 | 13.02 | 0.00 | 150.0 | ± 9.6 % |
|           |  | Y | 2.35 | 66.38 | 13.04 |      | 150.0 |         |
|           |  | Z | 1.78 | 64.38 | 10.69 |      | 150.0 |         |
| 10301-AAA | IEEE 802.16e WiMAX (29:18, 5ms, 10MHz, QPSK, PUSC)                 | X | 4.86 | 65.22 | 17.67 | 4.17 | 50.0  | ± 9.6 % |
|           |  | Y | 4.88 | 64.94 | 17.44 |      | 50.0  |         |
|           |  | Z | 4.60 | 65.15 | 17.37 |      | 50.0  |         |
| 10302-AAA | IEEE 802.16e WiMAX (29:18, 5ms, 10MHz, QPSK, PUSC, 3 CTRL symbols) | X | 5.36 | 65.98 | 18.46 | 4.96 | 50.0  | ± 9.6 % |
|           |  | Y | 5.43 | 65.89 | 18.33 |      | 50.0  |         |
|           |  | Z | 5.04 | 65.63 | 18.01 |      | 50.0  |         |

|           |   |   |      |       |       |       |       |         |
|-----------|---|---|------|-------|-------|-------|-------|---------|
| 10303-AAA | IEEE 802.16e WiMAX (31:15, 5ms, 10MHz, 64QAM, PUSC)                 | X | 5.12 | 65.68 | 18.36 | 4.96  | 50.0  | ± 9.6 % |
|           |   | Y | 5.20 | 65.63 | 18.25 |       | 50.0  |         |
|           |   | Z | 4.79 | 65.22 | 17.82 |       | 50.0  |         |
| 10304-AAA | IEEE 802.16e WiMAX (29:18, 5ms, 10MHz, 64QAM, PUSC)                 | X | 4.91 | 65.48 | 17.80 | 4.17  | 50.0  | ± 9.6 % |
|           |   | Y | 4.97 | 65.39 | 17.67 |       | 50.0  |         |
|           |   | Z | 4.60 | 65.13 | 17.33 |       | 50.0  |         |
| 10305-AAA | IEEE 802.16e WiMAX (31:15, 10ms, 10MHz, 64QAM, PUSC, 15 symbols)    | X | 4.54 | 67.31 | 20.13 | 6.02  | 35.0  | ± 9.6 % |
|           |   | Y | 4.68 | 67.57 | 20.17 |       | 35.0  |         |
|           |   | Z | 4.18 | 66.58 | 19.14 |       | 35.0  |         |
| 10306-AAA | IEEE 802.16e WiMAX (29:18, 10ms, 10MHz, 64QAM, PUSC, 18 symbols)    | X | 4.85 | 66.25 | 19.53 | 6.02  | 35.0  | ± 9.6 % |
|           |   | Y | 4.97 | 66.42 | 19.54 |       | 35.0  |         |
|           |   | Z | 4.53 | 65.75 | 18.78 |       | 35.0  |         |
| 10307-AAA | IEEE 802.16e WiMAX (29:18, 10ms, 10MHz, QPSK, PUSC, 18 symbols)     | X | 4.78 | 66.57 | 19.58 | 6.02  | 35.0  | ± 9.6 % |
|           |   | Y | 4.90 | 66.76 | 19.60 |       | 35.0  |         |
|           |   | Z | 4.42 | 65.89 | 18.75 |       | 35.0  |         |
| 10308-AAA | IEEE 802.16e WiMAX (29:18, 10ms, 10MHz, 16QAM, PUSC)                | X | 4.73 | 66.70 | 19.69 | 6.02  | 35.0  | ± 9.6 % |
|           |   | Y | 4.86 | 66.89 | 19.70 |       | 35.0  |         |
|           |   | Z | 4.39 | 66.07 | 18.88 |       | 35.0  |         |
| 10309-AAA | IEEE 802.16e WiMAX (29:18, 10ms, 10MHz, 16QAM, AMC 2x3, 18 symbols) | X | 4.94 | 66.57 | 19.71 | 6.02  | 35.0  | ± 9.6 % |
|           |   | Y | 5.06 | 66.72 | 19.71 |       | 35.0  |         |
|           |   | Z | 4.58 | 65.95 | 18.92 |       | 35.0  |         |
| 10310-AAA | IEEE 802.16e WiMAX (29:18, 10ms, 10MHz, QPSK, AMC 2x3, 18 symbols)  | X | 4.80 | 66.33 | 19.50 | 6.02  | 35.0  | ± 9.6 % |
|           |   | Y | 4.92 | 66.50 | 19.51 |       | 35.0  |         |
|           |   | Z | 4.47 | 65.81 | 18.76 |       | 35.0  |         |
| 10311-AAA | LTE-FDD (SC-FDMA, 100% RB, 15 MHz, QPSK)                            | X | 3.56 | 70.85 | 17.35 | 0.00  | 150.0 | ± 9.6 % |
|           |   | Y | 3.35 | 69.53 | 16.58 |       | 150.0 |         |
|           |   | Z | 3.18 | 69.50 | 16.60 |       | 150.0 |         |
| 10313-AAA | iDEN 1:3  | X | 3.61 | 72.32 | 15.68 | 6.99  | 70.0  | ± 9.6 % |
|           |   | Y | 3.53 | 71.79 | 15.62 |       | 70.0  |         |
|           |   | Z | 2.40 | 68.35 | 13.79 |       | 70.0  |         |
| 10314-AAA | iDEN 1:6  | X | 4.88 | 78.34 | 20.75 | 10.00 | 30.0  | ± 9.6 % |
|           |   | Y | 4.58 | 76.90 | 20.34 |       | 30.0  |         |
|           |   | Z | 3.37 | 73.24 | 18.49 |       | 30.0  |         |
| 10315-AAB | IEEE 802.11b WiFi 2.4 GHz (DSSS, 1 Mbps, 96pc duty cycle)           | X | 1.15 | 64.85 | 16.31 | 0.17  | 150.0 | ± 9.6 % |
|           |   | Y | 1.11 | 63.83 | 15.42 |       | 150.0 |         |
|           |   | Z | 1.08 | 63.84 | 15.32 |       | 150.0 |         |
| 10316-AAB | IEEE 802.11g WiFi 2.4 GHz (ERP-OFDM, 6 Mbps, 96pc duty cycle)       | X | 4.74 | 66.77 | 16.53 | 0.17  | 150.0 | ± 9.6 % |
|           |   | Y | 4.74 | 66.55 | 16.35 |       | 150.0 |         |
|           |   | Z | 4.55 | 66.64 | 16.26 |       | 150.0 |         |
| 10317-AAB | IEEE 802.11a WiFi 5 GHz (OFDM, 6 Mbps, 96pc duty cycle)             | X | 4.74 | 66.77 | 16.53 | 0.17  | 150.0 | ± 9.6 % |
|           |   | Y | 4.74 | 66.55 | 16.35 |       | 150.0 |         |
|           |   | Z | 4.55 | 66.64 | 16.26 |       | 150.0 |         |
| 10400-AAC | IEEE 802.11ac WiFi (20MHz, 64-QAM, 99pc duty cycle)                 | X | 4.91 | 67.24 | 16.60 | 0.00  | 150.0 | ± 9.6 % |
|           |   | Y | 4.90 | 66.98 | 16.39 |       | 150.0 |         |
|           |   | Z | 4.68 | 67.09 | 16.36 |       | 150.0 |         |
| 10401-AAC | IEEE 802.11ac WiFi (40MHz, 64-QAM, 99pc duty cycle)                 | X | 5.53 | 67.26 | 16.65 | 0.00  | 150.0 | ± 9.6 % |
|           |   | Y | 5.53 | 67.04 | 16.47 |       | 150.0 |         |
|           |   | Z | 5.39 | 67.25 | 16.51 |       | 150.0 |         |

|           |  |   |        |        |       |      |       |         |
|-----------|--|---|--------|--------|-------|------|-------|---------|
| 10402-AAC | IEEE 802.11ac WiFi (80MHz, 64-QAM, 99pc duty cycle)                            | X | 5.84   | 67.79  | 16.75 | 0.00 | 150.0 | ± 9.6 % |
|           |  | Y | 5.83   | 67.60  | 16.59 |      | 150.0 |         |
|           |  | Z | 5.64   | 67.53  | 16.51 |      | 150.0 |         |
| 10403-AAB | CDMA2000 (1xEV-DO, Rev. 0)   | X | 2.30   | 74.88  | 17.83 | 0.00 | 115.0 | ± 9.6 % |
|           |  | Y | 1.78   | 70.39  | 15.73 |      | 115.0 |         |
|           |  | Z | 1.61   | 70.42  | 14.78 |      | 115.0 |         |
| 10404-AAB | CDMA2000 (1xEV-DO, Rev. A)   | X | 2.30   | 74.88  | 17.83 | 0.00 | 115.0 | ± 9.6 % |
|           |  | Y | 1.78   | 70.39  | 15.73 |      | 115.0 |         |
|           |  | Z | 1.61   | 70.42  | 14.78 |      | 115.0 |         |
| 10406-AAB | CDMA2000, RC3, SO32, SCH0, Full Rate   | X | 20.87  | 104.72 | 27.71 | 0.00 | 100.0 | ± 9.6 % |
|           |  | Y | 10.70  | 92.86  | 24.21 |      | 100.0 |         |
|           |  | Z | 100.00 | 118.79 | 28.45 |      | 100.0 |         |
| 10410-AAA | LTE-TDD (SC-FDMA, 1 RB, 10 MHz, QPSK, UL Subframe=2,3,4,7,8,9)                 | X | 0.76   | 60.00  | 4.21  | 2.23 | 80.0  | ± 9.6 % |
|           |  | Y | 0.85   | 60.00  | 4.73  |      | 80.0  |         |
|           |  | Z | 276.16 | 59.75  | 0.95  |      | 80.0  |         |
| 10415-AAA | IEEE 802.11b WiFi 2.4 GHz (DSSS, 1 Mbps, 99pc duty cycle)                      | X | 1.07   | 64.09  | 15.86 | 0.00 | 150.0 | ± 9.6 % |
|           |  | Y | 1.03   | 63.09  | 14.95 |      | 150.0 |         |
|           |  | Z | 1.03   | 63.38  | 15.01 |      | 150.0 |         |
| 10416-AAA | IEEE 802.11g WiFi 2.4 GHz (ERP-OFDM, 6 Mbps, 99pc duty cycle)                  | X | 4.70   | 66.84  | 16.53 | 0.00 | 150.0 | ± 9.6 % |
|           |  | Y | 4.70   | 66.59  | 16.33 |      | 150.0 |         |
|           |  | Z | 4.53   | 66.77  | 16.31 |      | 150.0 |         |
| 10417-AAA | IEEE 802.11a/n WiFi 5 GHz (OFDM, 6 Mbps, 99pc duty cycle)                      | X | 4.70   | 66.84  | 16.53 | 0.00 | 150.0 | ± 9.6 % |
|           |  | Y | 4.70   | 66.59  | 16.33 |      | 150.0 |         |
|           |  | Z | 4.53   | 66.77  | 16.31 |      | 150.0 |         |
| 10418-AAA | IEEE 802.11g WiFi 2.4 GHz (DSSS-OFDM, 6 Mbps, 99pc duty cycle, Long preamble)  | X | 4.69   | 66.99  | 16.55 | 0.00 | 150.0 | ± 9.6 % |
|           |  | Y | 4.68   | 66.72  | 16.33 |      | 150.0 |         |
|           |  | Z | 4.52   | 66.94  | 16.34 |      | 150.0 |         |
| 10419-AAA | IEEE 802.11g WiFi 2.4 GHz (DSSS-OFDM, 6 Mbps, 99pc duty cycle, Short preamble) | X | 4.72   | 66.94  | 16.55 | 0.00 | 150.0 | ± 9.6 % |
|           |  | Y | 4.71   | 66.68  | 16.34 |      | 150.0 |         |
|           |  | Z | 4.54   | 66.88  | 16.33 |      | 150.0 |         |
| 10422-AAA | IEEE 802.11n (HT Greenfield, 7.2 Mbps, BPSK)                                   | X | 4.84   | 66.94  | 16.56 | 0.00 | 150.0 | ± 9.6 % |
|           |  | Y | 4.83   | 66.69  | 16.36 |      | 150.0 |         |
|           |  | Z | 4.66   | 66.87  | 16.34 |      | 150.0 |         |
| 10423-AAA | IEEE 802.11n (HT Greenfield, 43.3 Mbps, 16-QAM)                                | X | 5.04   | 67.32  | 16.69 | 0.00 | 150.0 | ± 9.6 % |
|           |  | Y | 5.04   | 67.08  | 16.50 |      | 150.0 |         |
|           |  | Z | 4.82   | 67.18  | 16.45 |      | 150.0 |         |
| 10424-AAA | IEEE 802.11n (HT Greenfield, 72.2 Mbps, 64-QAM)                                | X | 4.95   | 67.26  | 16.66 | 0.00 | 150.0 | ± 9.6 % |
|           |  | Y | 4.95   | 67.01  | 16.46 |      | 150.0 |         |
|           |  | Z | 4.74   | 67.14  | 16.43 |      | 150.0 |         |
| 10425-AAA | IEEE 802.11n (HT Greenfield, 15 Mbps, BPSK)                                    | X | 5.52   | 67.53  | 16.78 | 0.00 | 150.0 | ± 9.6 % |
|           |  | Y | 5.52   | 67.34  | 16.61 |      | 150.0 |         |
|           |  | Z | 5.34   | 67.39  | 16.58 |      | 150.0 |         |
| 10426-AAA | IEEE 802.11n (HT Greenfield, 90 Mbps, 16-QAM)                                  | X | 5.53   | 67.57  | 16.79 | 0.00 | 150.0 | ± 9.6 % |
|           |  | Y | 5.53   | 67.38  | 16.62 |      | 150.0 |         |
|           |  | Z | 5.35   | 67.44  | 16.60 |      | 150.0 |         |

|           |  |   |       |       |       |      |       |         |
|-----------|--|---|-------|-------|-------|------|-------|---------|
| 10427-AAA | IEEE 802.11n (HT Greenfield, 150 Mbps, 64-QAM)                 | X | 5.55  | 67.58 | 16.79 | 0.00 | 150.0 | ± 9.6 % |
|           |  | Y | 5.55  | 67.39 | 16.63 |      | 150.0 |         |
|           |  | Z | 5.36  | 67.40 | 16.58 |      | 150.0 |         |
| 10430-AAA | LTE-FDD (OFDMA, 5 MHz, E-TM 3.1)                               | X | 4.49  | 70.88 | 18.66 | 0.00 | 150.0 | ± 9.6 % |
|           |  | Y | 4.44  | 70.33 | 18.34 |      | 150.0 |         |
|           |  | Z | 4.33  | 71.40 | 18.47 |      | 150.0 |         |
| 10431-AAA | LTE-FDD (OFDMA, 10 MHz, E-TM 3.1)                              | X | 4.45  | 67.48 | 16.65 | 0.00 | 150.0 | ± 9.6 % |
|           |  | Y | 4.44  | 67.15 | 16.41 |      | 150.0 |         |
|           |  | Z | 4.21  | 67.37 | 16.32 |      | 150.0 |         |
| 10432-AAA | LTE-FDD (OFDMA, 15 MHz, E-TM 3.1)                              | X | 4.73  | 67.33 | 16.65 | 0.00 | 150.0 | ± 9.6 % |
|           |  | Y | 4.72  | 67.05 | 16.43 |      | 150.0 |         |
|           |  | Z | 4.51  | 67.21 | 16.38 |      | 150.0 |         |
| 10433-AAA | LTE-FDD (OFDMA, 20 MHz, E-TM 3.1)                              | X | 4.97  | 67.31 | 16.69 | 0.00 | 150.0 | ± 9.6 % |
|           |  | Y | 4.96  | 67.06 | 16.49 |      | 150.0 |         |
|           |  | Z | 4.75  | 67.17 | 16.45 |      | 150.0 |         |
| 10434-AAA | W-CDMA (BS Test Model 1, 64 DPCH)                              | X | 4.62  | 71.79 | 18.74 | 0.00 | 150.0 | ± 9.6 % |
|           |  | Y | 4.54  | 71.10 | 18.37 |      | 150.0 |         |
|           |  | Z | 4.47  | 72.43 | 18.49 |      | 150.0 |         |
| 10435-AAA | LTE-TDD (SC-FDMA, 1 RB, 20 MHz, QPSK, UL Subframe=2,3,4,7,8,9) | X | 0.76  | 60.00 | 4.20  | 2.23 | 80.0  | ± 9.6 % |
|           |  | Y | 0.85  | 60.00 | 4.72  |      | 80.0  |         |
|           |  | Z | 66.45 | 60.78 | 1.49  |      | 80.0  |         |
| 10447-AAA | LTE-FDD (OFDMA, 5 MHz, E-TM 3.1, Clipping 44%)                 | X | 3.79  | 67.71 | 16.28 | 0.00 | 150.0 | ± 9.6 % |
|           |  | Y | 3.75  | 67.22 | 15.96 |      | 150.0 |         |
|           |  | Z | 3.51  | 67.46 | 15.65 |      | 150.0 |         |
| 10448-AAA | LTE-FDD (OFDMA, 10 MHz, E-TM 3.1, Clipping 44%)                | X | 4.27  | 67.27 | 16.52 | 0.00 | 150.0 | ± 9.6 % |
|           |  | Y | 4.25  | 66.92 | 16.26 |      | 150.0 |         |
|           |  | Z | 4.05  | 67.16 | 16.19 |      | 150.0 |         |
| 10449-AAA | LTE-FDD (OFDMA, 15 MHz, E-TM 3.1, Clipping 44%)                | X | 4.52  | 67.17 | 16.56 | 0.00 | 150.0 | ± 9.6 % |
|           |  | Y | 4.51  | 66.87 | 16.33 |      | 150.0 |         |
|           |  | Z | 4.32  | 67.04 | 16.29 |      | 150.0 |         |
| 10450-AAA | LTE-FDD (OFDMA, 20 MHz, E-TM 3.1, Clipping 44%)                | X | 4.70  | 67.08 | 16.56 | 0.00 | 150.0 | ± 9.6 % |
|           |  | Y | 4.69  | 66.81 | 16.34 |      | 150.0 |         |
|           |  | Z | 4.52  | 66.95 | 16.31 |      | 150.0 |         |
| 10451-AAA | W-CDMA (BS Test Model 1, 64 DPCH, Clipping 44%)                | X | 3.73  | 68.10 | 16.08 | 0.00 | 150.0 | ± 9.6 % |
|           |  | Y | 3.69  | 67.52 | 15.74 |      | 150.0 |         |
|           |  | Z | 3.40  | 67.64 | 15.25 |      | 150.0 |         |
| 10456-AAA | IEEE 802.11ac WiFi (160MHz, 64-QAM, 99pc duty cycle)           | X | 6.38  | 68.13 | 16.93 | 0.00 | 150.0 | ± 9.6 % |
|           |  | Y | 6.38  | 67.98 | 16.79 |      | 150.0 |         |
|           |  | Z | 6.21  | 67.93 | 16.72 |      | 150.0 |         |
| 10457-AAA | UMTS-FDD (DC-HSDPA)  | X | 3.89  | 65.47 | 16.27 | 0.00 | 150.0 | ± 9.6 % |
|           |  | Y | 3.87  | 65.22 | 16.06 |      | 150.0 |         |
|           |  | Z | 3.80  | 65.41 | 16.02 |      | 150.0 |         |
| 10458-AAA | CDMA2000 (1xEV-DO, Rev. B, 2 carriers)                         | X | 3.54  | 67.33 | 15.57 | 0.00 | 150.0 | ± 9.6 % |
|           |  | Y | 3.50  | 66.74 | 15.23 |      | 150.0 |         |
|           |  | Z | 3.21  | 66.91 | 14.60 |      | 150.0 |         |
| 10459-AAA | CDMA2000 (1xEV-DO, Rev. B, 3 carriers)                         | X | 4.73  | 65.72 | 16.35 | 0.00 | 150.0 | ± 9.6 % |
|           |  | Y | 4.68  | 65.20 | 16.05 |      | 150.0 |         |
|           |  | Z | 4.29  | 65.19 | 15.57 |      | 150.0 |         |

|           |   |   |       |       |       |      |       |         |
|-----------|---|---|-------|-------|-------|------|-------|---------|
| 10460-AAA | UMTS-FDD (WCDMA, AMR)   | X | 1.21  | 73.65 | 19.54 | 0.00 | 150.0 | ± 9.6 % |
|           |   | Y | 0.97  | 68.97 | 16.85 |      | 150.0 |         |
|           |   | Z | 0.97  | 69.70 | 17.11 |      | 150.0 |         |
| 10461-AAA | LTE-TDD (SC-FDMA, 1 RB, 1.4 MHz, QPSK, UL Subframe=2,3,4,7,8,9)   | X | 11.72 | 93.10 | 23.40 | 3.29 | 80.0  | ± 9.6 % |
|           |   | Y | 9.76  | 90.03 | 22.73 |      | 80.0  |         |
|           |   | Z | 2.37  | 74.43 | 16.84 |      | 80.0  |         |
| 10462-AAA | LTE-TDD (SC-FDMA, 1 RB, 1.4 MHz, 16-QAM, UL Subframe=2,3,4,7,8,9) | X | 1.54  | 63.80 | 10.33 | 3.23 | 80.0  | ± 9.6 % |
|           |   | Y | 2.10  | 66.18 | 11.79 |      | 80.0  |         |
|           |   | Z | 0.80  | 60.00 | 7.11  |      | 80.0  |         |
| 10463-AAA | LTE-TDD (SC-FDMA, 1 RB, 1.4 MHz, 64-QAM, UL Subframe=2,3,4,7,8,9) | X | 1.22  | 61.20 | 8.65  | 3.23 | 80.0  | ± 9.6 % |
|           |   | Y | 1.64  | 63.16 | 10.02 |      | 80.0  |         |
|           |   | Z | 0.83  | 60.00 | 6.56  |      | 80.0  |         |
| 10464-AAA | LTE-TDD (SC-FDMA, 1 RB, 3 MHz, QPSK, UL Subframe=2,3,4,7,8,9)     | X | 8.54  | 87.88 | 21.27 | 3.23 | 80.0  | ± 9.6 % |
|           |   | Y | 7.63  | 85.91 | 20.94 |      | 80.0  |         |
|           |   | Z | 1.78  | 70.62 | 14.76 |      | 80.0  |         |
| 10465-AAA | LTE-TDD (SC-FDMA, 1 RB, 3 MHz, 16-QAM, UL Subframe=2,3,4,7,8,9)   | X | 1.43  | 63.04 | 9.91  | 3.23 | 80.0  | ± 9.6 % |
|           |   | Y | 1.91  | 65.20 | 11.30 |      | 80.0  |         |
|           |   | Z | 0.80  | 60.00 | 7.03  |      | 80.0  |         |
| 10466-AAA | LTE-TDD (SC-FDMA, 1 RB, 3 MHz, 64-QAM, UL Subframe=2,3,4,7,8,9)   | X | 1.18  | 60.81 | 8.40  | 3.23 | 80.0  | ± 9.6 % |
|           |   | Y | 1.55  | 62.61 | 9.71  |      | 80.0  |         |
|           |   | Z | 0.84  | 60.00 | 6.51  |      | 80.0  |         |
| 10467-AAA | LTE-TDD (SC-FDMA, 1 RB, 5 MHz, QPSK, UL Subframe=2,3,4,7,8,9)     | X | 9.44  | 89.25 | 21.70 | 3.23 | 80.0  | ± 9.6 % |
|           |   | Y | 8.24  | 87.00 | 21.30 |      | 80.0  |         |
|           |   | Z | 1.86  | 71.22 | 15.03 |      | 80.0  |         |
| 10468-AAA | LTE-TDD (SC-FDMA, 1 RB, 5 MHz, 16-QAM, UL Subframe=2,3,4,7,8,9)   | X | 1.45  | 63.20 | 10.00 | 3.23 | 80.0  | ± 9.6 % |
|           |   | Y | 1.95  | 65.41 | 11.41 |      | 80.0  |         |
|           |   | Z | 0.80  | 60.00 | 7.05  |      | 80.0  |         |
| 10469-AAA | LTE-TDD (SC-FDMA, 1 RB, 5 MHz, 64-QAM, UL Subframe=2,3,4,7,8,9)   | X | 1.17  | 60.81 | 8.40  | 3.23 | 80.0  | ± 9.6 % |
|           |   | Y | 1.55  | 62.62 | 9.71  |      | 80.0  |         |
|           |   | Z | 0.84  | 60.00 | 6.51  |      | 80.0  |         |
| 10470-AAA | LTE-TDD (SC-FDMA, 1 RB, 10 MHz, QPSK, UL Subframe=2,3,4,7,8,9)    | X | 9.43  | 89.27 | 21.70 | 3.23 | 80.0  | ± 9.6 % |
|           |   | Y | 8.23  | 87.00 | 21.30 |      | 80.0  |         |
|           |   | Z | 1.85  | 71.19 | 15.01 |      | 80.0  |         |
| 10471-AAA | LTE-TDD (SC-FDMA, 1 RB, 10 MHz, 16-QAM, UL Subframe=2,3,4,7,8,9)  | X | 1.44  | 63.15 | 9.97  | 3.23 | 80.0  | ± 9.6 % |
|           |   | Y | 1.94  | 65.36 | 11.38 |      | 80.0  |         |
|           |   | Z | 0.80  | 60.00 | 7.03  |      | 80.0  |         |
| 10472-AAA | LTE-TDD (SC-FDMA, 1 RB, 10 MHz, 64-QAM, UL Subframe=2,3,4,7,8,9)  | X | 1.17  | 60.78 | 8.37  | 3.23 | 80.0  | ± 9.6 % |
|           |   | Y | 1.54  | 62.59 | 9.68  |      | 80.0  |         |
|           |   | Z | 0.84  | 60.00 | 6.49  |      | 80.0  |         |
| 10473-AAA | LTE-TDD (SC-FDMA, 1 RB, 15 MHz, QPSK, UL Subframe=2,3,4,7,8,9)    | X | 9.41  | 89.22 | 21.68 | 3.23 | 80.0  | ± 9.6 % |
|           |   | Y | 8.21  | 86.96 | 21.28 |      | 80.0  |         |
|           |   | Z | 1.85  | 71.16 | 14.99 |      | 80.0  |         |
| 10474-AAA | LTE-TDD (SC-FDMA, 1 RB, 15 MHz, 16-QAM, UL Subframe=2,3,4,7,8,9)  | X | 1.43  | 63.13 | 9.95  | 3.23 | 80.0  | ± 9.6 % |
|           |   | Y | 1.93  | 65.33 | 11.36 |      | 80.0  |         |
|           |   | Z | 0.80  | 60.00 | 7.03  |      | 80.0  |         |
| 10475-AAA | LTE-TDD (SC-FDMA, 1 RB, 15 MHz, 64-QAM, UL Subframe=2,3,4,7,8,9)  | X | 1.17  | 60.76 | 8.36  | 3.23 | 80.0  | ± 9.6 % |
|           |   | Y | 1.54  | 62.57 | 9.67  |      | 80.0  |         |
|           |   | Z | 0.83  | 60.00 | 6.49  |      | 80.0  |         |



|           |   |   |      |       |       |      |      |         |
|-----------|---|---|------|-------|-------|------|------|---------|
| 10477-AAA | LTE-TDD (SC-FDMA, 1 RB, 20 MHz, 16-QAM, UL Subframe=2,3,4,7,8,9)    | X | 1.41 | 62.97 | 9.86  | 3.23 | 80.0 | ± 9.6 % |
|           |   | Y | 1.90 | 65.14 | 11.26 |      | 80.0 |         |
|           |   | Z | 0.80 | 60.00 | 7.01  |      | 80.0 |         |
| 10478-AAA | LTE-TDD (SC-FDMA, 1 RB, 20 MHz, 64-QAM, UL Subframe=2,3,4,7,8,9)    | X | 1.16 | 60.73 | 8.34  | 3.23 | 80.0 | ± 9.6 % |
|           |   | Y | 1.54 | 62.53 | 9.65  |      | 80.0 |         |
|           |   | Z | 0.84 | 60.00 | 6.48  |      | 80.0 |         |
| 10479-AAA | LTE-TDD (SC-FDMA, 50% RB, 1.4 MHz, QPSK, UL Subframe=2,3,4,7,8,9)   | X | 0.98 | 60.00 | 7.39  | 1.99 | 80.0 | ± 9.6 % |
|           |   | Y | 1.06 | 60.16 | 7.95  |      | 80.0 |         |
|           |   | Z | 0.94 | 60.00 | 5.23  |      | 80.0 |         |
| 10480-AAA | LTE-TDD (SC-FDMA, 50% RB, 1.4 MHz, 16-QAM, UL Subframe=2,3,4,7,8,9) | X | 1.27 | 60.00 | 6.63  | 1.99 | 80.0 | ± 9.6 % |
|           |   | Y | 1.35 | 60.00 | 7.13  |      | 80.0 |         |
|           |   | Z | 1.53 | 60.00 | 4.29  |      | 80.0 |         |
| 10481-AAA | LTE-TDD (SC-FDMA, 50% RB, 1.4 MHz, 64-QAM, UL Subframe=2,3,4,7,8,9) | X | 1.30 | 60.00 | 6.40  | 1.99 | 80.0 | ± 9.6 % |
|           |   | Y | 1.38 | 60.00 | 6.90  |      | 80.0 |         |
|           |   | Z | 0.43 | 54.19 | 1.30  |      | 80.0 |         |
| 10482-AAA | LTE-TDD (SC-FDMA, 50% RB, 3 MHz, QPSK, UL Subframe=2,3,4,7,8,9)     | X | 3.28 | 73.00 | 16.98 | 1.99 | 80.0 | ± 9.6 % |
|           |   | Y | 2.86 | 70.68 | 16.10 |      | 80.0 |         |
|           |   | Z | 1.62 | 64.74 | 12.32 |      | 80.0 |         |
| 10483-AAA | LTE-TDD (SC-FDMA, 50% RB, 3 MHz, 16-QAM, UL Subframe=2,3,4,7,8,9)   | X | 3.40 | 69.73 | 15.23 | 1.99 | 80.0 | ± 9.6 % |
|           |   | Y | 3.59 | 70.08 | 15.60 |      | 80.0 |         |
|           |   | Z | 1.86 | 63.18 | 10.97 |      | 80.0 |         |
| 10484-AAA | LTE-TDD (SC-FDMA, 50% RB, 3 MHz, 64-QAM, UL Subframe=2,3,4,7,8,9)   | X | 3.34 | 69.24 | 15.06 | 1.99 | 80.0 | ± 9.6 % |
|           |   | Y | 3.54 | 69.64 | 15.45 |      | 80.0 |         |
|           |   | Z | 1.86 | 62.93 | 10.88 |      | 80.0 |         |
| 10485-AAA | LTE-TDD (SC-FDMA, 50% RB, 5 MHz, QPSK, UL Subframe=2,3,4,7,8,9)     | X | 3.77 | 75.01 | 18.62 | 1.99 | 80.0 | ± 9.6 % |
|           |   | Y | 3.28 | 72.46 | 17.59 |      | 80.0 |         |
|           |   | Z | 2.22 | 68.46 | 15.19 |      | 80.0 |         |
| 10486-AAA | LTE-TDD (SC-FDMA, 50% RB, 5 MHz, 16-QAM, UL Subframe=2,3,4,7,8,9)   | X | 3.26 | 69.56 | 16.20 | 1.99 | 80.0 | ± 9.6 % |
|           |   | Y | 3.11 | 68.44 | 15.75 |      | 80.0 |         |
|           |   | Z | 2.24 | 65.29 | 13.35 |      | 80.0 |         |
| 10487-AAA | LTE-TDD (SC-FDMA, 50% RB, 5 MHz, 64-QAM, UL Subframe=2,3,4,7,8,9)   | X | 3.26 | 69.18 | 16.06 | 1.99 | 80.0 | ± 9.6 % |
|           |   | Y | 3.13 | 68.18 | 15.65 |      | 80.0 |         |
|           |   | Z | 2.27 | 65.07 | 13.25 |      | 80.0 |         |
| 10488-AAA | LTE-TDD (SC-FDMA, 50% RB, 10 MHz, QPSK, UL Subframe=2,3,4,7,8,9)    | X | 4.02 | 74.12 | 18.89 | 1.99 | 80.0 | ± 9.6 % |
|           |   | Y | 3.68 | 72.24 | 18.05 |      | 80.0 |         |
|           |   | Z | 2.79 | 69.65 | 16.71 |      | 80.0 |         |
| 10489-AAA | LTE-TDD (SC-FDMA, 50% RB, 10 MHz, 16-QAM, UL Subframe=2,3,4,7,8,9)  | X | 3.55 | 69.37 | 17.23 | 1.99 | 80.0 | ± 9.6 % |
|           |   | Y | 3.45 | 68.50 | 16.80 |      | 80.0 |         |
|           |   | Z | 2.85 | 66.93 | 15.67 |      | 80.0 |         |
| 10490-AAA | LTE-TDD (SC-FDMA, 50% RB, 10 MHz, 64-QAM, UL Subframe=2,3,4,7,8,9)  | X | 3.64 | 69.12 | 17.17 | 1.99 | 80.0 | ± 9.6 % |
|           |   | Y | 3.55 | 68.33 | 16.77 |      | 80.0 |         |
|           |   | Z | 2.95 | 66.87 | 15.67 |      | 80.0 |         |
| 10491-AAA | LTE-TDD (SC-FDMA, 50% RB, 15 MHz, QPSK, UL Subframe=2,3,4,7,8,9)    | X | 4.06 | 71.97 | 18.21 | 1.99 | 80.0 | ± 9.6 % |
|           |   | Y | 3.86 | 70.73 | 17.60 |      | 80.0 |         |
|           |   | Z | 3.12 | 68.84 | 16.64 |      | 80.0 |         |
| 10492-AAA | LTE-TDD (SC-FDMA, 50% RB, 15 MHz, 16-QAM, UL Subframe=2,3,4,7,8,9)  | X | 3.87 | 68.55 | 17.18 | 1.99 | 80.0 | ± 9.6 % |
|           |   | Y | 3.81 | 67.93 | 16.84 |      | 80.0 |         |
|           |   | Z | 3.27 | 66.72 | 16.02 |      | 80.0 |         |

|           |  |   |      |       |       |      |      |         |
|-----------|--|---|------|-------|-------|------|------|---------|
| 10493-AAA | LTE-TDD (SC-FDMA, 50% RB, 15 MHz, 64-QAM, UL Subframe=2,3,4,7,8,9)   | X | 3.94 | 68.39 | 17.14 | 1.99 | 80.0 | ± 9.6 % |
|           |  | Y | 3.89 | 67.81 | 16.82 |      | 80.0 |         |
|           |  | Z | 3.34 | 66.64 | 16.00 |      | 80.0 |         |
| 10494-AAA | LTE-TDD (SC-FDMA, 50% RB, 20 MHz, QPSK, UL Subframe=2,3,4,7,8,9)     | X | 4.55 | 73.88 | 18.73 | 1.99 | 80.0 | ± 9.6 % |
|           |  | Y | 4.24 | 72.33 | 18.02 |      | 80.0 |         |
|           |  | Z | 3.33 | 70.03 | 16.95 |      | 80.0 |         |
| 10495-AAA | LTE-TDD (SC-FDMA, 50% RB, 20 MHz, 16-QAM, UL Subframe=2,3,4,7,8,9)   | X | 3.93 | 69.10 | 17.40 | 1.99 | 80.0 | ± 9.6 % |
|           |  | Y | 3.86 | 68.43 | 17.03 |      | 80.0 |         |
|           |  | Z | 3.29 | 67.05 | 16.20 |      | 80.0 |         |
| 10496-AAA | LTE-TDD (SC-FDMA, 50% RB, 20 MHz, 64-QAM, UL Subframe=2,3,4,7,8,9)   | X | 4.00 | 68.74 | 17.30 | 1.99 | 80.0 | ± 9.6 % |
|           |  | Y | 3.94 | 68.14 | 16.97 |      | 80.0 |         |
|           |  | Z | 3.38 | 66.88 | 16.17 |      | 80.0 |         |
| 10497-AAA | LTE-TDD (SC-FDMA, 100% RB, 1.4 MHz, QPSK, UL Subframe=2,3,4,7,8,9)   | X | 2.20 | 67.90 | 14.03 | 1.99 | 80.0 | ± 9.6 % |
|           |  | Y | 2.06 | 66.72 | 13.63 |      | 80.0 |         |
|           |  | Z | 1.04 | 60.25 | 8.90  |      | 80.0 |         |
| 10498-AAA | LTE-TDD (SC-FDMA, 100% RB, 1.4 MHz, 16-QAM, UL Subframe=2,3,4,7,8,9) | X | 1.78 | 62.65 | 10.75 | 1.99 | 80.0 | ± 9.6 % |
|           |  | Y | 1.84 | 62.68 | 10.94 |      | 80.0 |         |
|           |  | Z | 1.23 | 60.00 | 7.86  |      | 80.0 |         |
| 10499-AAA | LTE-TDD (SC-FDMA, 100% RB, 1.4 MHz, 64-QAM, UL Subframe=2,3,4,7,8,9) | X | 1.75 | 62.21 | 10.41 | 1.99 | 80.0 | ± 9.6 % |
|           |  | Y | 1.82 | 62.33 | 10.65 |      | 80.0 |         |
|           |  | Z | 1.25 | 60.00 | 7.73  |      | 80.0 |         |
| 10500-AAA | LTE-TDD (SC-FDMA, 100% RB, 3 MHz, QPSK, UL Subframe=2,3,4,7,8,9)     | X | 3.75 | 74.13 | 18.58 | 1.99 | 80.0 | ± 9.6 % |
|           |  | Y | 3.37 | 71.97 | 17.66 |      | 80.0 |         |
|           |  | Z | 2.44 | 68.90 | 15.82 |      | 80.0 |         |
| 10501-AAA | LTE-TDD (SC-FDMA, 100% RB, 3 MHz, 16-QAM, UL Subframe=2,3,4,7,8,9)   | X | 3.39 | 69.48 | 16.61 | 1.99 | 80.0 | ± 9.6 % |
|           |  | Y | 3.26 | 68.46 | 16.16 |      | 80.0 |         |
|           |  | Z | 2.53 | 66.17 | 14.37 |      | 80.0 |         |
| 10502-AAA | LTE-TDD (SC-FDMA, 100% RB, 3 MHz, 64-QAM, UL Subframe=2,3,4,7,8,9)   | X | 3.45 | 69.28 | 16.49 | 1.99 | 80.0 | ± 9.6 % |
|           |  | Y | 3.32 | 68.32 | 16.07 |      | 80.0 |         |
|           |  | Z | 2.58 | 66.07 | 14.27 |      | 80.0 |         |
| 10503-AAA | LTE-TDD (SC-FDMA, 100% RB, 5 MHz, QPSK, UL Subframe=2,3,4,7,8,9)     | X | 3.96 | 73.88 | 18.78 | 1.99 | 80.0 | ± 9.6 % |
|           |  | Y | 3.63 | 72.03 | 17.95 |      | 80.0 |         |
|           |  | Z | 2.75 | 69.46 | 16.61 |      | 80.0 |         |
| 10504-AAA | LTE-TDD (SC-FDMA, 100% RB, 5 MHz, 16-QAM, UL Subframe=2,3,4,7,8,9)   | X | 3.53 | 69.28 | 17.18 | 1.99 | 80.0 | ± 9.6 % |
|           |  | Y | 3.44 | 68.42 | 16.75 |      | 80.0 |         |
|           |  | Z | 2.83 | 66.84 | 15.61 |      | 80.0 |         |
| 10505-AAA | LTE-TDD (SC-FDMA, 100% RB, 5 MHz, 64-QAM, UL Subframe=2,3,4,7,8,9)   | X | 3.62 | 69.03 | 17.11 | 1.99 | 80.0 | ± 9.6 % |
|           |  | Y | 3.53 | 68.24 | 16.71 |      | 80.0 |         |
|           |  | Z | 2.93 | 66.78 | 15.61 |      | 80.0 |         |
| 10506-AAA | LTE-TDD (SC-FDMA, 100% RB, 10 MHz, QPSK, UL Subframe=2,3,4,7,8,9)    | X | 4.51 | 73.71 | 18.65 | 1.99 | 80.0 | ± 9.6 % |
|           |  | Y | 4.20 | 72.18 | 17.95 |      | 80.0 |         |
|           |  | Z | 3.30 | 69.89 | 16.88 |      | 80.0 |         |
| 10507-AAA | LTE-TDD (SC-FDMA, 100% RB, 10 MHz, 16-QAM, UL Subframe=2,3,4,7,8,9)  | X | 3.92 | 69.03 | 17.36 | 1.99 | 80.0 | ± 9.6 % |
|           |  | Y | 3.85 | 68.37 | 17.00 |      | 80.0 |         |
|           |  | Z | 3.27 | 66.99 | 16.16 |      | 80.0 |         |

|           |   |   |      |       |       |      |       |         |
|-----------|---|---|------|-------|-------|------|-------|---------|
| 10508-AAA | LTE-TDD (SC-FDMA, 100% RB, 10 MHz, 64-QAM, UL Subframe=2,3,4,7,8,9) | X | 3.98 | 68.67 | 17.26 | 1.99 | 80.0  | ± 9.6 % |
|           |   | Y | 3.93 | 68.08 | 16.93 |      | 80.0  |         |
|           |   | Z | 3.37 | 66.81 | 16.13 |      | 80.0  |         |
| 10509-AAA | LTE-TDD (SC-FDMA, 100% RB, 15 MHz, QPSK, UL Subframe=2,3,4,7,8,9)   | X | 4.65 | 71.85 | 17.97 | 1.99 | 80.0  | ± 9.6 % |
|           |   | Y | 4.46 | 70.83 | 17.47 |      | 80.0  |         |
|           |   | Z | 3.71 | 69.11 | 16.66 |      | 80.0  |         |
| 10510-AAA | LTE-TDD (SC-FDMA, 100% RB, 15 MHz, 16-QAM, UL Subframe=2,3,4,7,8,9) | X | 4.39 | 68.71 | 17.31 | 1.99 | 80.0  | ± 9.6 % |
|           |   | Y | 4.35 | 68.21 | 17.02 |      | 80.0  |         |
|           |   | Z | 3.78 | 66.98 | 16.33 |      | 80.0  |         |
| 10511-AAA | LTE-TDD (SC-FDMA, 100% RB, 15 MHz, 64-QAM, UL Subframe=2,3,4,7,8,9) | X | 4.43 | 68.38 | 17.23 | 1.99 | 80.0  | ± 9.6 % |
|           |   | Y | 4.39 | 67.92 | 16.97 |      | 80.0  |         |
|           |   | Z | 3.85 | 66.80 | 16.31 |      | 80.0  |         |
| 10512-AAA | LTE-TDD (SC-FDMA, 100% RB, 20 MHz, QPSK, UL Subframe=2,3,4,7,8,9)   | X | 5.04 | 73.84 | 18.55 | 1.99 | 80.0  | ± 9.6 % |
|           |   | Y | 4.71 | 72.47 | 17.92 |      | 80.0  |         |
|           |   | Z | 3.79 | 70.27 | 16.94 |      | 80.0  |         |
| 10513-AAA | LTE-TDD (SC-FDMA, 100% RB, 20 MHz, 16-QAM, UL Subframe=2,3,4,7,8,9) | X | 4.30 | 69.13 | 17.46 | 1.99 | 80.0  | ± 9.6 % |
|           |   | Y | 4.24 | 68.57 | 17.14 |      | 80.0  |         |
|           |   | Z | 3.66 | 67.17 | 16.38 |      | 80.0  |         |
| 10514-AAA | LTE-TDD (SC-FDMA, 100% RB, 20 MHz, 64-QAM, UL Subframe=2,3,4,7,8,9) | X | 4.29 | 68.60 | 17.32 | 1.99 | 80.0  | ± 9.6 % |
|           |   | Y | 4.24 | 68.10 | 17.03 |      | 80.0  |         |
|           |   | Z | 3.70 | 66.84 | 16.32 |      | 80.0  |         |
| 10515-AAA | IEEE 802.11b WiFi 2.4 GHz (DSSS, 2 Mbps, 99pc duty cycle)           | X | 1.04 | 64.40 | 16.01 | 0.00 | 150.0 | ± 9.6 % |
|           |   | Y | 1.00 | 63.29 | 15.02 |      | 150.0 |         |
|           |   | Z | 0.99 | 63.60 | 15.10 |      | 150.0 |         |
| 10516-AAA | IEEE 802.11b WiFi 2.4 GHz (DSSS, 5.5 Mbps, 99pc duty cycle)         | X | 1.24 | 84.64 | 24.55 | 0.00 | 150.0 | ± 9.6 % |
|           |   | Y | 0.67 | 71.96 | 18.39 |      | 150.0 |         |
|           |   | Z | 0.70 | 73.24 | 19.02 |      | 150.0 |         |
| 10517-AAA | IEEE 802.11b WiFi 2.4 GHz (DSSS, 11 Mbps, 99pc duty cycle)          | X | 0.95 | 67.81 | 17.51 | 0.00 | 150.0 | ± 9.6 % |
|           |   | Y | 0.86 | 65.51 | 15.82 |      | 150.0 |         |
|           |   | Z | 0.85 | 65.84 | 15.95 |      | 150.0 |         |
| 10518-AAA | IEEE 802.11a/h WiFi 5 GHz (OFDM, 9 Mbps, 99pc duty cycle)           | X | 4.70 | 66.93 | 16.52 | 0.00 | 150.0 | ± 9.6 % |
|           |   | Y | 4.69 | 66.67 | 16.31 |      | 150.0 |         |
|           |   | Z | 4.52 | 66.85 | 16.29 |      | 150.0 |         |
| 10519-AAA | IEEE 802.11a/h WiFi 5 GHz (OFDM, 12 Mbps, 99pc duty cycle)          | X | 4.92 | 67.20 | 16.65 | 0.00 | 150.0 | ± 9.6 % |
|           |   | Y | 4.92 | 66.96 | 16.45 |      | 150.0 |         |
|           |   | Z | 4.70 | 67.07 | 16.40 |      | 150.0 |         |
| 10520-AAA | IEEE 802.11a/h WiFi 5 GHz (OFDM, 18 Mbps, 99pc duty cycle)          | X | 4.77 | 67.20 | 16.59 | 0.00 | 150.0 | ± 9.6 % |
|           |   | Y | 4.76 | 66.95 | 16.38 |      | 150.0 |         |
|           |   | Z | 4.55 | 67.03 | 16.33 |      | 150.0 |         |
| 10521-AAA | IEEE 802.11a/h WiFi 5 GHz (OFDM, 24 Mbps, 99pc duty cycle)          | X | 4.70 | 67.22 | 16.59 | 0.00 | 150.0 | ± 9.6 % |
|           |   | Y | 4.70 | 66.95 | 16.37 |      | 150.0 |         |
|           |   | Z | 4.49 | 67.03 | 16.32 |      | 150.0 |         |
| 10522-AAA | IEEE 802.11a/h WiFi 5 GHz (OFDM, 36 Mbps, 99pc duty cycle)          | X | 4.75 | 67.20 | 16.62 | 0.00 | 150.0 | ± 9.6 % |
|           |   | Y | 4.74 | 66.92 | 16.40 |      | 150.0 |         |
|           |   | Z | 4.55 | 67.13 | 16.41 |      | 150.0 |         |

|           |  |   |      |       |       |      |       |         |
|-----------|--|---|------|-------|-------|------|-------|---------|
| 10523-AAA | IEEE 802.11a/h WiFi 5 GHz (OFDM, 48 Mbps, 99pc duty cycle) | X | 4.62 | 67.11 | 16.49 | 0.00 | 150.0 | ± 9.6 % |
|           |  | Y | 4.61 | 66.83 | 16.26 |      | 150.0 |         |
|           |  | Z | 4.44 | 67.02 | 16.27 |      | 150.0 |         |
| 10524-AAA | IEEE 802.11a/h WiFi 5 GHz (OFDM, 54 Mbps, 99pc duty cycle) | X | 4.70 | 67.15 | 16.61 | 0.00 | 150.0 | ± 9.6 % |
|           |  | Y | 4.69 | 66.88 | 16.39 |      | 150.0 |         |
|           |  | Z | 4.49 | 67.05 | 16.37 |      | 150.0 |         |
| 10525-AAA | IEEE 802.11ac WiFi (20MHz, MCS0, 99pc duty cycle)          | X | 4.66 | 66.19 | 16.19 | 0.00 | 150.0 | ± 9.6 % |
|           |  | Y | 4.65 | 65.91 | 15.98 |      | 150.0 |         |
|           |  | Z | 4.49 | 66.11 | 15.97 |      | 150.0 |         |
| 10526-AAA | IEEE 802.11ac WiFi (20MHz, MCS1, 99pc duty cycle)          | X | 4.86 | 66.60 | 16.34 | 0.00 | 150.0 | ± 9.6 % |
|           |  | Y | 4.85 | 66.32 | 16.12 |      | 150.0 |         |
|           |  | Z | 4.65 | 66.47 | 16.11 |      | 150.0 |         |
| 10527-AAA | IEEE 802.11ac WiFi (20MHz, MCS2, 99pc duty cycle)          | X | 4.78 | 66.58 | 16.30 | 0.00 | 150.0 | ± 9.6 % |
|           |  | Y | 4.77 | 66.30 | 16.08 |      | 150.0 |         |
|           |  | Z | 4.57 | 66.43 | 16.06 |      | 150.0 |         |
| 10528-AAA | IEEE 802.11ac WiFi (20MHz, MCS3, 99pc duty cycle)          | X | 4.80 | 66.60 | 16.33 | 0.00 | 150.0 | ± 9.6 % |
|           |  | Y | 4.79 | 66.32 | 16.11 |      | 150.0 |         |
|           |  | Z | 4.59 | 66.45 | 16.09 |      | 150.0 |         |
| 10529-AAA | IEEE 802.11ac WiFi (20MHz, MCS4, 99pc duty cycle)          | X | 4.80 | 66.60 | 16.33 | 0.00 | 150.0 | ± 9.6 % |
|           |  | Y | 4.79 | 66.32 | 16.11 |      | 150.0 |         |
|           |  | Z | 4.59 | 66.45 | 16.09 |      | 150.0 |         |
| 10531-AAA | IEEE 802.11ac WiFi (20MHz, MCS6, 99pc duty cycle)          | X | 4.81 | 66.75 | 16.36 | 0.00 | 150.0 | ± 9.6 % |
|           |  | Y | 4.80 | 66.47 | 16.14 |      | 150.0 |         |
|           |  | Z | 4.57 | 66.54 | 16.10 |      | 150.0 |         |
| 10532-AAA | IEEE 802.11ac WiFi (20MHz, MCS7, 99pc duty cycle)          | X | 4.66 | 66.63 | 16.31 | 0.00 | 150.0 | ± 9.6 % |
|           |  | Y | 4.65 | 66.33 | 16.09 |      | 150.0 |         |
|           |  | Z | 4.44 | 66.40 | 16.03 |      | 150.0 |         |
| 10533-AAA | IEEE 802.11ac WiFi (20MHz, MCS8, 99pc duty cycle)          | X | 4.81 | 66.62 | 16.31 | 0.00 | 150.0 | ± 9.6 % |
|           |  | Y | 4.80 | 66.34 | 16.09 |      | 150.0 |         |
|           |  | Z | 4.60 | 66.50 | 16.08 |      | 150.0 |         |
| 10534-AAA | IEEE 802.11ac WiFi (40MHz, MCS0, 99pc duty cycle)          | X | 5.31 | 66.70 | 16.35 | 0.00 | 150.0 | ± 9.6 % |
|           |  | Y | 5.30 | 66.47 | 16.16 |      | 150.0 |         |
|           |  | Z | 5.12 | 66.50 | 16.12 |      | 150.0 |         |
| 10535-AAA | IEEE 802.11ac WiFi (40MHz, MCS1, 99pc duty cycle)          | X | 5.38 | 66.84 | 16.40 | 0.00 | 150.0 | ± 9.6 % |
|           |  | Y | 5.37 | 66.61 | 16.21 |      | 150.0 |         |
|           |  | Z | 5.19 | 66.68 | 16.21 |      | 150.0 |         |
| 10536-AAA | IEEE 802.11ac WiFi (40MHz, MCS2, 99pc duty cycle)          | X | 5.25 | 66.84 | 16.39 | 0.00 | 150.0 | ± 9.6 % |
|           |  | Y | 5.24 | 66.60 | 16.20 |      | 150.0 |         |
|           |  | Z | 5.06 | 66.64 | 16.17 |      | 150.0 |         |
| 10537-AAA | IEEE 802.11ac WiFi (40MHz, MCS3, 99pc duty cycle)          | X | 5.31 | 66.81 | 16.37 | 0.00 | 150.0 | ± 9.6 % |
|           |  | Y | 5.30 | 66.58 | 16.19 |      | 150.0 |         |
|           |  | Z | 5.11 | 66.60 | 16.15 |      | 150.0 |         |
| 10538-AAA | IEEE 802.11ac WiFi (40MHz, MCS4, 99pc duty cycle)          | X | 5.42 | 66.86 | 16.44 | 0.00 | 150.0 | ± 9.6 % |
|           |  | Y | 5.42 | 66.65 | 16.26 |      | 150.0 |         |
|           |  | Z | 5.20 | 66.61 | 16.19 |      | 150.0 |         |
| 10540-AAA | IEEE 802.11ac WiFi (40MHz, MCS6, 99pc duty cycle)          | X | 5.32 | 66.82 | 16.43 | 0.00 | 150.0 | ± 9.6 % |
|           |  | Y | 5.31 | 66.59 | 16.25 |      | 150.0 |         |
|           |  | Z | 5.13 | 66.62 | 16.21 |      | 150.0 |         |

|           |   |   |      |       |       |      |       |         |
|-----------|---|---|------|-------|-------|------|-------|---------|
| 10541-AAA | IEEE 802.11ac WiFi (40MHz, MCS7, 99pc duty cycle)   | X | 5.31 | 66.72 | 16.38 | 0.00 | 150.0 | ± 9.6 % |
|           |   | Y | 5.30 | 66.51 | 16.20 |      | 150.0 |         |
|           |   | Z | 5.11 | 66.50 | 16.14 |      | 150.0 |         |
| 10542-AAA | IEEE 802.11ac WiFi (40MHz, MCS8, 99pc duty cycle)   | X | 5.46 | 66.75 | 16.41 | 0.00 | 150.0 | ± 9.6 % |
|           |   | Y | 5.45 | 66.54 | 16.23 |      | 150.0 |         |
|           |   | Z | 5.26 | 66.57 | 16.19 |      | 150.0 |         |
| 10543-AAA | IEEE 802.11ac WiFi (40MHz, MCS9, 99pc duty cycle)   | X | 5.54 | 66.76 | 16.42 | 0.00 | 150.0 | ± 9.6 % |
|           |   | Y | 5.53 | 66.55 | 16.25 |      | 150.0 |         |
|           |   | Z | 5.33 | 66.59 | 16.22 |      | 150.0 |         |
| 10544-AAA | IEEE 802.11ac WiFi (80MHz, MCS0, 99pc duty cycle)   | X | 5.59 | 66.79 | 16.32 | 0.00 | 150.0 | ± 9.6 % |
|           |   | Y | 5.58 | 66.58 | 16.15 |      | 150.0 |         |
|           |   | Z | 5.44 | 66.61 | 16.12 |      | 150.0 |         |
| 10545-AAA | IEEE 802.11ac WiFi (80MHz, MCS1, 99pc duty cycle)   | X | 5.80 | 67.20 | 16.46 | 0.00 | 150.0 | ± 9.6 % |
|           |   | Y | 5.79 | 66.99 | 16.29 |      | 150.0 |         |
|           |   | Z | 5.62 | 67.01 | 16.27 |      | 150.0 |         |
| 10546-AAA | IEEE 802.11ac WiFi (80MHz, MCS2, 99pc duty cycle)   | X | 5.69 | 67.08 | 16.42 | 0.00 | 150.0 | ± 9.6 % |
|           |   | Y | 5.68 | 66.87 | 16.25 |      | 150.0 |         |
|           |   | Z | 5.49 | 66.80 | 16.18 |      | 150.0 |         |
| 10547-AAA | IEEE 802.11ac WiFi (80MHz, MCS3, 99pc duty cycle)   | X | 5.78 | 67.15 | 16.45 | 0.00 | 150.0 | ± 9.6 % |
|           |   | Y | 5.76 | 66.94 | 16.27 |      | 150.0 |         |
|           |   | Z | 5.56 | 66.84 | 16.19 |      | 150.0 |         |
| 10548-AAA | IEEE 802.11ac WiFi (80MHz, MCS4, 99pc duty cycle)   | X | 6.08 | 68.21 | 16.94 | 0.00 | 150.0 | ± 9.6 % |
|           |   | Y | 6.07 | 68.02 | 16.78 |      | 150.0 |         |
|           |   | Z | 5.78 | 67.67 | 16.58 |      | 150.0 |         |
| 10550-AAA | IEEE 802.11ac WiFi (80MHz, MCS6, 99pc duty cycle)   | X | 5.70 | 67.03 | 16.40 | 0.00 | 150.0 | ± 9.6 % |
|           |   | Y | 5.69 | 66.82 | 16.23 |      | 150.0 |         |
|           |   | Z | 5.52 | 66.83 | 16.20 |      | 150.0 |         |
| 10551-AAA | IEEE 802.11ac WiFi (80MHz, MCS7, 99pc duty cycle)   | X | 5.72 | 67.11 | 16.41 | 0.00 | 150.0 | ± 9.6 % |
|           |   | Y | 5.71 | 66.92 | 16.24 |      | 150.0 |         |
|           |   | Z | 5.53 | 66.87 | 16.18 |      | 150.0 |         |
| 10552-AAA | IEEE 802.11ac WiFi (80MHz, MCS8, 99pc duty cycle)   | X | 5.62 | 66.88 | 16.31 | 0.00 | 150.0 | ± 9.6 % |
|           |   | Y | 5.61 | 66.68 | 16.14 |      | 150.0 |         |
|           |   | Z | 5.45 | 66.69 | 16.10 |      | 150.0 |         |
| 10553-AAA | IEEE 802.11ac WiFi (80MHz, MCS9, 99pc duty cycle)   | X | 5.71 | 66.92 | 16.35 | 0.00 | 150.0 | ± 9.6 % |
|           |   | Y | 5.70 | 66.73 | 16.19 |      | 150.0 |         |
|           |   | Z | 5.53 | 66.71 | 16.14 |      | 150.0 |         |
| 10554-AAA | IEEE 1602.11ac WiFi (160MHz, MCS0, 99pc duty cycle) | X | 5.99 | 67.16 | 16.40 | 0.00 | 150.0 | ± 9.6 % |
|           |   | Y | 5.98 | 66.97 | 16.24 |      | 150.0 |         |
|           |   | Z | 5.85 | 66.96 | 16.20 |      | 150.0 |         |
| 10555-AAA | IEEE 1602.11ac WiFi (160MHz, MCS1, 99pc duty cycle) | X | 6.14 | 67.49 | 16.54 | 0.00 | 150.0 | ± 9.6 % |
|           |   | Y | 6.13 | 67.31 | 16.38 |      | 150.0 |         |
|           |   | Z | 5.97 | 67.25 | 16.32 |      | 150.0 |         |
| 10556-AAA | IEEE 1602.11ac WiFi (160MHz, MCS2, 99pc duty cycle) | X | 6.15 | 67.51 | 16.54 | 0.00 | 150.0 | ± 9.6 % |
|           |   | Y | 6.14 | 67.31 | 16.38 |      | 150.0 |         |
|           |   | Z | 5.99 | 67.30 | 16.34 |      | 150.0 |         |
| 10557-AAA | IEEE 1602.11ac WiFi (160MHz, MCS3, 99pc duty cycle) | X | 6.14 | 67.46 | 16.54 | 0.00 | 150.0 | ± 9.6 % |
|           |   | Y | 6.13 | 67.28 | 16.39 |      | 150.0 |         |
|           |   | Z | 5.95 | 67.20 | 16.30 |      | 150.0 |         |

|           |   |   |      |        |       |      |       |         |
|-----------|---|---|------|--------|-------|------|-------|---------|
| 10558-AAA | IEEE 1602.11ac WiFi (160MHz, MCS4, 99pc duty cycle)             | X | 6.20 | 67.65  | 16.65 | 0.00 | 150.0 | ± 9.6 % |
|           |   | Y | 6.19 | 67.47  | 16.50 |      | 150.0 |         |
|           |   | Z | 6.00 | 67.35  | 16.40 |      | 150.0 |         |
| 10560-AAA | IEEE 1602.11ac WiFi (160MHz, MCS6, 99pc duty cycle)             | X | 6.19 | 67.48  | 16.60 | 0.00 | 150.0 | ± 9.6 % |
|           |   | Y | 6.18 | 67.30  | 16.45 |      | 150.0 |         |
|           |   | Z | 5.99 | 67.21  | 16.36 |      | 150.0 |         |
| 10561-AAA | IEEE 1602.11ac WiFi (160MHz, MCS7, 99pc duty cycle)             | X | 6.10 | 67.44  | 16.62 | 0.00 | 150.0 | ± 9.6 % |
|           |   | Y | 6.09 | 67.25  | 16.46 |      | 150.0 |         |
|           |   | Z | 5.92 | 67.18  | 16.38 |      | 150.0 |         |
| 10562-AAA | IEEE 1602.11ac WiFi (160MHz, MCS8, 99pc duty cycle)             | X | 6.26 | 67.92  | 16.86 | 0.00 | 150.0 | ± 9.6 % |
|           |   | Y | 6.25 | 67.74  | 16.71 |      | 150.0 |         |
|           |   | Z | 6.02 | 67.51  | 16.55 |      | 150.0 |         |
| 10563-AAA | IEEE 1602.11ac WiFi (160MHz, MCS9, 99pc duty cycle)             | X | 6.59 | 68.43  | 17.06 | 0.00 | 150.0 | ± 9.6 % |
|           |   | Y | 6.56 | 68.19  | 16.88 |      | 150.0 |         |
|           |   | Z | 6.17 | 67.57  | 16.54 |      | 150.0 |         |
| 10564-AAA | IEEE 802.11g WiFi 2.4 GHz (DSSS-OFDM, 9 Mbps, 99pc duty cycle)  | X | 5.02 | 66.98  | 16.64 | 0.46 | 150.0 | ± 9.6 % |
|           |   | Y | 5.02 | 66.75  | 16.46 |      | 150.0 |         |
|           |   | Z | 4.84 | 66.87  | 16.40 |      | 150.0 |         |
| 10565-AAA | IEEE 802.11g WiFi 2.4 GHz (DSSS-OFDM, 12 Mbps, 99pc duty cycle) | X | 5.28 | 67.46  | 16.97 | 0.46 | 150.0 | ± 9.6 % |
|           |   | Y | 5.29 | 67.25  | 16.80 |      | 150.0 |         |
|           |   | Z | 5.06 | 67.31  | 16.73 |      | 150.0 |         |
| 10566-AAA | IEEE 802.11g WiFi 2.4 GHz (DSSS-OFDM, 18 Mbps, 99pc duty cycle) | X | 5.11 | 67.33  | 16.80 | 0.46 | 150.0 | ± 9.6 % |
|           |   | Y | 5.11 | 67.11  | 16.62 |      | 150.0 |         |
|           |   | Z | 4.89 | 67.16  | 16.54 |      | 150.0 |         |
| 10567-AAA | IEEE 802.11g WiFi 2.4 GHz (DSSS-OFDM, 24 Mbps, 99pc duty cycle) | X | 5.14 | 67.71  | 17.14 | 0.46 | 150.0 | ± 9.6 % |
|           |   | Y | 5.14 | 67.49  | 16.96 |      | 150.0 |         |
|           |   | Z | 4.92 | 67.55  | 16.90 |      | 150.0 |         |
| 10568-AAA | IEEE 802.11g WiFi 2.4 GHz (DSSS-OFDM, 36 Mbps, 99pc duty cycle) | X | 5.02 | 67.04  | 16.54 | 0.46 | 150.0 | ± 9.6 % |
|           |   | Y | 5.01 | 66.80  | 16.34 |      | 150.0 |         |
|           |   | Z | 4.80 | 66.91  | 16.29 |      | 150.0 |         |
| 10569-AAA | IEEE 802.11g WiFi 2.4 GHz (DSSS-OFDM, 48 Mbps, 99pc duty cycle) | X | 5.07 | 67.72  | 17.15 | 0.46 | 150.0 | ± 9.6 % |
|           |   | Y | 5.07 | 67.49  | 16.97 |      | 150.0 |         |
|           |   | Z | 4.88 | 67.65  | 16.96 |      | 150.0 |         |
| 10570-AAA | IEEE 802.11g WiFi 2.4 GHz (DSSS-OFDM, 54 Mbps, 99pc duty cycle) | X | 5.13 | 67.59  | 17.11 | 0.46 | 150.0 | ± 9.6 % |
|           |   | Y | 5.13 | 67.36  | 16.92 |      | 150.0 |         |
|           |   | Z | 4.92 | 67.50  | 16.90 |      | 150.0 |         |
| 10571-AAA | IEEE 802.11b WiFi 2.4 GHz (DSSS, 1 Mbps, 90pc duty cycle)       | X | 1.22 | 65.32  | 16.47 | 0.46 | 130.0 | ± 9.6 % |
|           |   | Y | 1.19 | 64.33  | 15.63 |      | 130.0 |         |
|           |   | Z | 1.12 | 63.99  | 15.32 |      | 130.0 |         |
| 10572-AAA | IEEE 802.11b WiFi 2.4 GHz (DSSS, 2 Mbps, 90pc duty cycle)       | X | 1.24 | 65.99  | 16.87 | 0.46 | 130.0 | ± 9.6 % |
|           |   | Y | 1.20 | 64.88  | 15.97 |      | 130.0 |         |
|           |   | Z | 1.13 | 64.51  | 15.65 |      | 130.0 |         |
| 10573-AAA | IEEE 802.11b WiFi 2.4 GHz (DSSS, 5.5 Mbps, 90pc duty cycle)     | X | 8.40 | 111.27 | 31.87 | 0.46 | 130.0 | ± 9.6 % |
|           |   | Y | 1.93 | 84.16  | 22.83 |      | 130.0 |         |
|           |   | Z | 1.44 | 80.98  | 21.76 |      | 130.0 |         |
| 10574-AAA | IEEE 802.11b WiFi 2.4 GHz (DSSS, 11 Mbps, 90pc duty cycle)      | X | 1.48 | 73.54  | 20.63 | 0.46 | 130.0 | ± 9.6 % |
|           |   | Y | 1.32 | 70.59  | 18.86 |      | 130.0 |         |
|           |   | Z | 1.20 | 69.76  | 18.43 |      | 130.0 |         |

|           |   |   |      |       |       |      |       |         |
|-----------|---|---|------|-------|-------|------|-------|---------|
| 10575-AAA | IEEE 802.11g WiFi 2.4 GHz (DSSS-OFDM, 6 Mbps, 90pc duty cycle)  | X | 4.78 | 66.67 | 16.61 | 0.46 | 130.0 | ± 9.6 % |
|           |   | Y | 4.79 | 66.46 | 16.45 |      | 130.0 |         |
|           |   | Z | 4.59 | 66.54 | 16.35 |      | 130.0 |         |
| 10576-AAA | IEEE 802.11g WiFi 2.4 GHz (DSSS-OFDM, 9 Mbps, 90pc duty cycle)  | X | 4.81 | 66.83 | 16.68 | 0.46 | 130.0 | ± 9.6 % |
|           |   | Y | 4.81 | 66.62 | 16.51 |      | 130.0 |         |
|           |   | Z | 4.62 | 66.72 | 16.42 |      | 130.0 |         |
| 10577-AAA | IEEE 802.11g WiFi 2.4 GHz (DSSS-OFDM, 12 Mbps, 90pc duty cycle) | X | 5.04 | 67.16 | 16.86 | 0.46 | 130.0 | ± 9.6 % |
|           |   | Y | 5.05 | 66.97 | 16.70 |      | 130.0 |         |
|           |   | Z | 4.82 | 67.00 | 16.58 |      | 130.0 |         |
| 10578-AAA | IEEE 802.11g WiFi 2.4 GHz (DSSS-OFDM, 18 Mbps, 90pc duty cycle) | X | 4.94 | 67.34 | 16.97 | 0.46 | 130.0 | ± 9.6 % |
|           |   | Y | 4.95 | 67.13 | 16.80 |      | 130.0 |         |
|           |   | Z | 4.72 | 67.16 | 16.69 |      | 130.0 |         |
| 10579-AAA | IEEE 802.11g WiFi 2.4 GHz (DSSS-OFDM, 24 Mbps, 90pc duty cycle) | X | 4.71 | 66.68 | 16.31 | 0.46 | 130.0 | ± 9.6 % |
|           |   | Y | 4.71 | 66.46 | 16.14 |      | 130.0 |         |
|           |   | Z | 4.47 | 66.40 | 15.97 |      | 130.0 |         |
| 10580-AAA | IEEE 802.11g WiFi 2.4 GHz (DSSS-OFDM, 36 Mbps, 90pc duty cycle) | X | 4.75 | 66.65 | 16.31 | 0.46 | 130.0 | ± 9.6 % |
|           |   | Y | 4.76 | 66.43 | 16.13 |      | 130.0 |         |
|           |   | Z | 4.52 | 66.45 | 16.00 |      | 130.0 |         |
| 10581-AAA | IEEE 802.11g WiFi 2.4 GHz (DSSS-OFDM, 48 Mbps, 90pc duty cycle) | X | 4.84 | 67.39 | 16.91 | 0.46 | 130.0 | ± 9.6 % |
|           |   | Y | 4.84 | 67.17 | 16.73 |      | 130.0 |         |
|           |   | Z | 4.61 | 67.19 | 16.63 |      | 130.0 |         |
| 10582-AAA | IEEE 802.11g WiFi 2.4 GHz (DSSS-OFDM, 54 Mbps, 90pc duty cycle) | X | 4.66 | 66.43 | 16.11 | 0.46 | 130.0 | ± 9.6 % |
|           |   | Y | 4.67 | 66.22 | 15.93 |      | 130.0 |         |
|           |   | Z | 4.41 | 66.17 | 15.76 |      | 130.0 |         |
| 10583-AAA | IEEE 802.11a/h WiFi 5 GHz (OFDM, 6 Mbps, 90pc duty cycle)       | X | 4.78 | 66.67 | 16.61 | 0.46 | 130.0 | ± 9.6 % |
|           |   | Y | 4.79 | 66.46 | 16.45 |      | 130.0 |         |
|           |   | Z | 4.59 | 66.54 | 16.35 |      | 130.0 |         |
| 10584-AAA | IEEE 802.11a/h WiFi 5 GHz (OFDM, 9 Mbps, 90pc duty cycle)       | X | 4.81 | 66.83 | 16.68 | 0.46 | 130.0 | ± 9.6 % |
|           |   | Y | 4.81 | 66.62 | 16.51 |      | 130.0 |         |
|           |   | Z | 4.62 | 66.72 | 16.42 |      | 130.0 |         |
| 10585-AAA | IEEE 802.11a/h WiFi 5 GHz (OFDM, 12 Mbps, 90pc duty cycle)      | X | 5.04 | 67.16 | 16.86 | 0.46 | 130.0 | ± 9.6 % |
|           |   | Y | 5.05 | 66.97 | 16.70 |      | 130.0 |         |
|           |   | Z | 4.82 | 67.00 | 16.58 |      | 130.0 |         |
| 10586-AAA | IEEE 802.11a/h WiFi 5 GHz (OFDM, 18 Mbps, 90pc duty cycle)      | X | 4.94 | 67.34 | 16.97 | 0.46 | 130.0 | ± 9.6 % |
|           |   | Y | 4.95 | 67.13 | 16.80 |      | 130.0 |         |
|           |   | Z | 4.72 | 67.16 | 16.69 |      | 130.0 |         |
| 10587-AAA | IEEE 802.11a/h WiFi 5 GHz (OFDM, 24 Mbps, 90pc duty cycle)      | X | 4.71 | 66.68 | 16.31 | 0.46 | 130.0 | ± 9.6 % |
|           |   | Y | 4.71 | 66.46 | 16.14 |      | 130.0 |         |
|           |   | Z | 4.47 | 66.40 | 15.97 |      | 130.0 |         |
| 10588-AAA | IEEE 802.11a/h WiFi 5 GHz (OFDM, 36 Mbps, 90pc duty cycle)      | X | 4.75 | 66.65 | 16.31 | 0.46 | 130.0 | ± 9.6 % |
|           |   | Y | 4.76 | 66.43 | 16.13 |      | 130.0 |         |
|           |   | Z | 4.52 | 66.45 | 16.00 |      | 130.0 |         |
| 10589-AAA | IEEE 802.11a/h WiFi 5 GHz (OFDM, 48 Mbps, 90pc duty cycle)      | X | 4.84 | 67.39 | 16.91 | 0.46 | 130.0 | ± 9.6 % |
|           |   | Y | 4.84 | 67.17 | 16.73 |      | 130.0 |         |
|           |   | Z | 4.61 | 67.19 | 16.63 |      | 130.0 |         |
| 10590-AAA | IEEE 802.11a/h WiFi 5 GHz (OFDM, 54 Mbps, 90pc duty cycle)      | X | 4.66 | 66.43 | 16.11 | 0.46 | 130.0 | ± 9.6 % |
|           |   | Y | 4.67 | 66.22 | 15.93 |      | 130.0 |         |
|           |   | Z | 4.41 | 66.17 | 15.76 |      | 130.0 |         |

|           |   |   |      |       |       |      |       |         |
|-----------|---|---|------|-------|-------|------|-------|---------|
| 10591-AAA | IEEE 802.11n (HT Mixed, 20MHz, MCS0, 90pc duty cycle) | X | 4.94 | 66.72 | 16.71 | 0.46 | 130.0 | ± 9.6 % |
|           |   | Y | 4.94 | 66.53 | 16.55 |      | 130.0 |         |
|           |   | Z | 4.75 | 66.62 | 16.45 |      | 130.0 |         |
| 10592-AAA | IEEE 802.11n (HT Mixed, 20MHz, MCS1, 90pc duty cycle) | X | 5.11 | 67.08 | 16.83 | 0.46 | 130.0 | ± 9.6 % |
|           |   | Y | 5.12 | 66.88 | 16.67 |      | 130.0 |         |
|           |   | Z | 4.89 | 66.95 | 16.59 |      | 130.0 |         |
| 10593-AAA | IEEE 802.11n (HT Mixed, 20MHz, MCS2, 90pc duty cycle) | X | 5.04 | 67.02 | 16.74 | 0.46 | 130.0 | ± 9.6 % |
|           |   | Y | 5.05 | 66.83 | 16.58 |      | 130.0 |         |
|           |   | Z | 4.81 | 66.84 | 16.46 |      | 130.0 |         |
| 10594-AAA | IEEE 802.11n (HT Mixed, 20MHz, MCS3, 90pc duty cycle) | X | 5.09 | 67.17 | 16.88 | 0.46 | 130.0 | ± 9.6 % |
|           |   | Y | 5.10 | 66.97 | 16.72 |      | 130.0 |         |
|           |   | Z | 4.87 | 67.01 | 16.62 |      | 130.0 |         |
| 10595-AAA | IEEE 802.11n (HT Mixed, 20MHz, MCS4, 90pc duty cycle) | X | 5.06 | 67.13 | 16.78 | 0.46 | 130.0 | ± 9.6 % |
|           |   | Y | 5.07 | 66.94 | 16.62 |      | 130.0 |         |
|           |   | Z | 4.83 | 66.96 | 16.51 |      | 130.0 |         |
| 10596-AAA | IEEE 802.11n (HT Mixed, 20MHz, MCS5, 90pc duty cycle) | X | 5.00 | 67.13 | 16.78 | 0.46 | 130.0 | ± 9.6 % |
|           |   | Y | 5.01 | 66.93 | 16.61 |      | 130.0 |         |
|           |   | Z | 4.77 | 66.95 | 16.51 |      | 130.0 |         |
| 10597-AAA | IEEE 802.11n (HT Mixed, 20MHz, MCS6, 90pc duty cycle) | X | 4.95 | 67.07 | 16.69 | 0.46 | 130.0 | ± 9.6 % |
|           |   | Y | 4.96 | 66.86 | 16.52 |      | 130.0 |         |
|           |   | Z | 4.72 | 66.85 | 16.39 |      | 130.0 |         |
| 10598-AAA | IEEE 802.11n (HT Mixed, 20MHz, MCS7, 90pc duty cycle) | X | 4.93 | 67.32 | 16.96 | 0.46 | 130.0 | ± 9.6 % |
|           |   | Y | 4.94 | 67.12 | 16.79 |      | 130.0 |         |
|           |   | Z | 4.70 | 67.08 | 16.65 |      | 130.0 |         |
| 10599-AAA | IEEE 802.11n (HT Mixed, 40MHz, MCS0, 90pc duty cycle) | X | 5.61 | 67.34 | 16.90 | 0.46 | 130.0 | ± 9.6 % |
|           |   | Y | 5.62 | 67.17 | 16.76 |      | 130.0 |         |
|           |   | Z | 5.41 | 67.12 | 16.66 |      | 130.0 |         |
| 10600-AAA | IEEE 802.11n (HT Mixed, 40MHz, MCS1, 90pc duty cycle) | X | 5.80 | 67.88 | 17.15 | 0.46 | 130.0 | ± 9.6 % |
|           |   | Y | 5.82 | 67.78 | 17.04 |      | 130.0 |         |
|           |   | Z | 5.54 | 67.52 | 16.83 |      | 130.0 |         |
| 10601-AAA | IEEE 802.11n (HT Mixed, 40MHz, MCS2, 90pc duty cycle) | X | 5.66 | 67.55 | 16.99 | 0.46 | 130.0 | ± 9.6 % |
|           |   | Y | 5.67 | 67.41 | 16.87 |      | 130.0 |         |
|           |   | Z | 5.43 | 67.28 | 16.73 |      | 130.0 |         |
| 10602-AAA | IEEE 802.11n (HT Mixed, 40MHz, MCS3, 90pc duty cycle) | X | 5.74 | 67.54 | 16.91 | 0.46 | 130.0 | ± 9.6 % |
|           |   | Y | 5.76 | 67.41 | 16.79 |      | 130.0 |         |
|           |   | Z | 5.54 | 67.35 | 16.68 |      | 130.0 |         |
| 10603-AAA | IEEE 802.11n (HT Mixed, 40MHz, MCS4, 90pc duty cycle) | X | 5.84 | 67.86 | 17.20 | 0.46 | 130.0 | ± 9.6 % |
|           |   | Y | 5.87 | 67.78 | 17.09 |      | 130.0 |         |
|           |   | Z | 5.60 | 67.62 | 16.94 |      | 130.0 |         |
| 10604-AAA | IEEE 802.11n (HT Mixed, 40MHz, MCS5, 90pc duty cycle) | X | 5.61 | 67.29 | 16.90 | 0.46 | 130.0 | ± 9.6 % |
|           |   | Y | 5.62 | 67.14 | 16.77 |      | 130.0 |         |
|           |   | Z | 5.45 | 67.20 | 16.72 |      | 130.0 |         |
| 10605-AAA | IEEE 802.11n (HT Mixed, 40MHz, MCS6, 90pc duty cycle) | X | 5.72 | 67.59 | 17.05 | 0.46 | 130.0 | ± 9.6 % |
|           |   | Y | 5.73 | 67.43 | 16.91 |      | 130.0 |         |
|           |   | Z | 5.53 | 67.43 | 16.83 |      | 130.0 |         |
| 10606-AAA | IEEE 802.11n (HT Mixed, 40MHz, MCS7, 90pc duty cycle) | X | 5.49 | 67.07 | 16.66 | 0.46 | 130.0 | ± 9.6 % |
|           |   | Y | 5.51 | 66.91 | 16.52 |      | 130.0 |         |
|           |   | Z | 5.27 | 66.75 | 16.35 |      | 130.0 |         |



|           |   |   |      |       |       |      |       |         |
|-----------|---|---|------|-------|-------|------|-------|---------|
| 10607-AAA | IEEE 802.11ac WiFi (20MHz, MCS0, 90pc duty cycle) | X | 4.77 | 66.05 | 16.33 | 0.46 | 130.0 | ± 9.6 % |
|           |   | Y | 4.77 | 65.82 | 16.16 |      | 130.0 |         |
|           |   | Z | 4.59 | 65.94 | 16.09 |      | 130.0 |         |
| 10608-AAA | IEEE 802.11ac WiFi (20MHz, MCS1, 90pc duty cycle) | X | 4.99 | 66.48 | 16.50 | 0.46 | 130.0 | ± 9.6 % |
|           |   | Y | 4.99 | 66.26 | 16.32 |      | 130.0 |         |
|           |   | Z | 4.77 | 66.33 | 16.25 |      | 130.0 |         |
| 10609-AAA | IEEE 802.11ac WiFi (20MHz, MCS2, 90pc duty cycle) | X | 4.87 | 66.36 | 16.36 | 0.46 | 130.0 | ± 9.6 % |
|           |   | Y | 4.87 | 66.13 | 16.18 |      | 130.0 |         |
|           |   | Z | 4.65 | 66.17 | 16.08 |      | 130.0 |         |
| 10610-AAA | IEEE 802.11ac WiFi (20MHz, MCS3, 90pc duty cycle) | X | 4.93 | 66.51 | 16.51 | 0.46 | 130.0 | ± 9.6 % |
|           |   | Y | 4.93 | 66.29 | 16.34 |      | 130.0 |         |
|           |   | Z | 4.70 | 66.33 | 16.24 |      | 130.0 |         |
| 10611-AAA | IEEE 802.11ac WiFi (20MHz, MCS4, 90pc duty cycle) | X | 4.85 | 66.34 | 16.37 | 0.46 | 130.0 | ± 9.6 % |
|           |   | Y | 4.85 | 66.12 | 16.20 |      | 130.0 |         |
|           |   | Z | 4.62 | 66.13 | 16.08 |      | 130.0 |         |
| 10612-AAA | IEEE 802.11ac WiFi (20MHz, MCS5, 90pc duty cycle) | X | 4.86 | 66.49 | 16.41 | 0.46 | 130.0 | ± 9.6 % |
|           |   | Y | 4.86 | 66.25 | 16.22 |      | 130.0 |         |
|           |   | Z | 4.62 | 66.27 | 16.12 |      | 130.0 |         |
| 10613-AAA | IEEE 802.11ac WiFi (20MHz, MCS6, 90pc duty cycle) | X | 4.88 | 66.41 | 16.32 | 0.46 | 130.0 | ± 9.6 % |
|           |   | Y | 4.88 | 66.18 | 16.13 |      | 130.0 |         |
|           |   | Z | 4.63 | 66.15 | 16.00 |      | 130.0 |         |
| 10614-AAA | IEEE 802.11ac WiFi (20MHz, MCS7, 90pc duty cycle) | X | 4.81 | 66.59 | 16.55 | 0.46 | 130.0 | ± 9.6 % |
|           |   | Y | 4.81 | 66.37 | 16.37 |      | 130.0 |         |
|           |   | Z | 4.58 | 66.35 | 16.24 |      | 130.0 |         |
| 10615-AAA | IEEE 802.11ac WiFi (20MHz, MCS8, 90pc duty cycle) | X | 4.85 | 66.15 | 16.15 | 0.46 | 130.0 | ± 9.6 % |
|           |   | Y | 4.85 | 65.92 | 15.97 |      | 130.0 |         |
|           |   | Z | 4.62 | 65.96 | 15.86 |      | 130.0 |         |
| 10616-AAA | IEEE 802.11ac WiFi (40MHz, MCS0, 90pc duty cycle) | X | 5.43 | 66.61 | 16.52 | 0.46 | 130.0 | ± 9.6 % |
|           |   | Y | 5.43 | 66.43 | 16.37 |      | 130.0 |         |
|           |   | Z | 5.24 | 66.40 | 16.28 |      | 130.0 |         |
| 10617-AAA | IEEE 802.11ac WiFi (40MHz, MCS1, 90pc duty cycle) | X | 5.49 | 66.70 | 16.53 | 0.46 | 130.0 | ± 9.6 % |
|           |   | Y | 5.49 | 66.53 | 16.39 |      | 130.0 |         |
|           |   | Z | 5.30 | 66.57 | 16.34 |      | 130.0 |         |
| 10618-AAA | IEEE 802.11ac WiFi (40MHz, MCS2, 90pc duty cycle) | X | 5.38 | 66.79 | 16.60 | 0.46 | 130.0 | ± 9.6 % |
|           |   | Y | 5.39 | 66.60 | 16.44 |      | 130.0 |         |
|           |   | Z | 5.19 | 66.58 | 16.36 |      | 130.0 |         |
| 10619-AAA | IEEE 802.11ac WiFi (40MHz, MCS3, 90pc duty cycle) | X | 5.41 | 66.61 | 16.45 | 0.46 | 130.0 | ± 9.6 % |
|           |   | Y | 5.41 | 66.42 | 16.29 |      | 130.0 |         |
|           |   | Z | 5.20 | 66.37 | 16.19 |      | 130.0 |         |
| 10620-AAA | IEEE 802.11ac WiFi (40MHz, MCS4, 90pc duty cycle) | X | 5.52 | 66.71 | 16.54 | 0.46 | 130.0 | ± 9.6 % |
|           |   | Y | 5.53 | 66.54 | 16.40 |      | 130.0 |         |
|           |   | Z | 5.29 | 66.41 | 16.26 |      | 130.0 |         |
| 10621-AAA | IEEE 802.11ac WiFi (40MHz, MCS5, 90pc duty cycle) | X | 5.50 | 66.77 | 16.69 | 0.46 | 130.0 | ± 9.6 % |
|           |   | Y | 5.50 | 66.60 | 16.54 |      | 130.0 |         |
|           |   | Z | 5.30 | 66.56 | 16.45 |      | 130.0 |         |
| 10622-AAA | IEEE 802.11ac WiFi (40MHz, MCS6, 90pc duty cycle) | X | 5.50 | 66.89 | 16.74 | 0.46 | 130.0 | ± 9.6 % |
|           |   | Y | 5.50 | 66.71 | 16.59 |      | 130.0 |         |
|           |   | Z | 5.31 | 66.71 | 16.52 |      | 130.0 |         |

|           |   |   |      |       |       |      |       |         |
|-----------|---|---|------|-------|-------|------|-------|---------|
| 10623-AAA | IEEE 802.11ac WiFi (40MHz, MCS7, 90pc duty cycle)   | X | 5.39 | 66.47 | 16.42 | 0.46 | 130.0 | ± 9.6 % |
|           |   | Y | 5.39 | 66.31 | 16.27 |      | 130.0 |         |
|           |   | Z | 5.18 | 66.24 | 16.16 |      | 130.0 |         |
| 10624-AAA | IEEE 802.11ac WiFi (40MHz, MCS8, 90pc duty cycle)   | X | 5.58 | 66.64 | 16.56 | 0.46 | 130.0 | ± 9.6 % |
|           |   | Y | 5.58 | 66.47 | 16.42 |      | 130.0 |         |
|           |   | Z | 5.37 | 66.44 | 16.32 |      | 130.0 |         |
| 10625-AAA | IEEE 802.11ac WiFi (40MHz, MCS9, 90pc duty cycle)   | X | 5.98 | 67.70 | 17.14 | 0.46 | 130.0 | ± 9.6 % |
|           |   | Y | 5.98 | 67.50 | 16.97 |      | 130.0 |         |
|           |   | Z | 5.69 | 67.27 | 16.79 |      | 130.0 |         |
| 10626-AAA | IEEE 802.11ac WiFi (80MHz, MCS0, 90pc duty cycle)   | X | 5.69 | 66.64 | 16.45 | 0.46 | 130.0 | ± 9.6 % |
|           |   | Y | 5.69 | 66.47 | 16.31 |      | 130.0 |         |
|           |   | Z | 5.54 | 66.46 | 16.24 |      | 130.0 |         |
| 10627-AAA | IEEE 802.11ac WiFi (80MHz, MCS1, 90pc duty cycle)   | X | 5.95 | 67.19 | 16.68 | 0.46 | 130.0 | ± 9.6 % |
|           |   | Y | 5.95 | 67.02 | 16.54 |      | 130.0 |         |
|           |   | Z | 5.77 | 67.00 | 16.47 |      | 130.0 |         |
| 10628-AAA | IEEE 802.11ac WiFi (80MHz, MCS2, 90pc duty cycle)   | X | 5.76 | 66.81 | 16.43 | 0.46 | 130.0 | ± 9.6 % |
|           |   | Y | 5.76 | 66.65 | 16.29 |      | 130.0 |         |
|           |   | Z | 5.56 | 66.52 | 16.17 |      | 130.0 |         |
| 10629-AAA | IEEE 802.11ac WiFi (80MHz, MCS3, 90pc duty cycle)   | X | 5.84 | 66.87 | 16.45 | 0.46 | 130.0 | ± 9.6 % |
|           |   | Y | 5.85 | 66.72 | 16.32 |      | 130.0 |         |
|           |   | Z | 5.63 | 66.57 | 16.18 |      | 130.0 |         |
| 10630-AAA | IEEE 802.11ac WiFi (80MHz, MCS4, 90pc duty cycle)   | X | 6.40 | 68.68 | 17.36 | 0.46 | 130.0 | ± 9.6 % |
|           |   | Y | 6.41 | 68.54 | 17.22 |      | 130.0 |         |
|           |   | Z | 6.00 | 67.89 | 16.85 |      | 130.0 |         |
| 10631-AAA | IEEE 802.11ac WiFi (80MHz, MCS5, 90pc duty cycle)   | X | 6.26 | 68.38 | 17.39 | 0.46 | 130.0 | ± 9.6 % |
|           |   | Y | 6.27 | 68.24 | 17.27 |      | 130.0 |         |
|           |   | Z | 5.94 | 67.80 | 16.99 |      | 130.0 |         |
| 10632-AAA | IEEE 802.11ac WiFi (80MHz, MCS6, 90pc duty cycle)   | X | 5.92 | 67.27 | 16.85 | 0.46 | 130.0 | ± 9.6 % |
|           |   | Y | 5.93 | 67.11 | 16.72 |      | 130.0 |         |
|           |   | Z | 5.74 | 67.08 | 16.65 |      | 130.0 |         |
| 10633-AAA | IEEE 802.11ac WiFi (80MHz, MCS7, 90pc duty cycle)   | X | 5.85 | 67.05 | 16.58 | 0.46 | 130.0 | ± 9.6 % |
|           |   | Y | 5.87 | 66.93 | 16.46 |      | 130.0 |         |
|           |   | Z | 5.63 | 66.71 | 16.29 |      | 130.0 |         |
| 10634-AAA | IEEE 802.11ac WiFi (80MHz, MCS8, 90pc duty cycle)   | X | 5.82 | 67.03 | 16.63 | 0.46 | 130.0 | ± 9.6 % |
|           |   | Y | 5.84 | 66.90 | 16.51 |      | 130.0 |         |
|           |   | Z | 5.61 | 66.74 | 16.36 |      | 130.0 |         |
| 10635-AAA | IEEE 802.11ac WiFi (80MHz, MCS9, 90pc duty cycle)   | X | 5.71 | 66.39 | 16.05 | 0.46 | 130.0 | ± 9.6 % |
|           |   | Y | 5.72 | 66.23 | 15.91 |      | 130.0 |         |
|           |   | Z | 5.49 | 66.05 | 15.75 |      | 130.0 |         |
| 10636-AAA | IEEE 1602.11ac WiFi (160MHz, MCS0, 90pc duty cycle) | X | 6.11 | 67.03 | 16.55 | 0.46 | 130.0 | ± 9.6 % |
|           |   | Y | 6.10 | 66.88 | 16.42 |      | 130.0 |         |
|           |   | Z | 5.95 | 66.82 | 16.32 |      | 130.0 |         |
| 10637-AAA | IEEE 1602.11ac WiFi (160MHz, MCS1, 90pc duty cycle) | X | 6.27 | 67.42 | 16.72 | 0.46 | 130.0 | ± 9.6 % |
|           |   | Y | 6.28 | 67.28 | 16.59 |      | 130.0 |         |
|           |   | Z | 6.10 | 67.19 | 16.49 |      | 130.0 |         |
| 10638-AAA | IEEE 1602.11ac WiFi (160MHz, MCS2, 90pc duty cycle) | X | 6.27 | 67.39 | 16.68 | 0.46 | 130.0 | ± 9.6 % |
|           |   | Y | 6.27 | 67.24 | 16.55 |      | 130.0 |         |
|           |   | Z | 6.10 | 67.17 | 16.46 |      | 130.0 |         |

|           |   |   |      |       |       |      |       |         |
|-----------|---|---|------|-------|-------|------|-------|---------|
| 10639-AAA | IEEE 1602.11ac WiFi (160MHz, MCS3, 90pc duty cycle) | X | 6.27 | 67.41 | 16.74 | 0.46 | 130.0 | ± 9.6 % |
|           |   | Y | 6.28 | 67.27 | 16.61 |      | 130.0 |         |
|           |   | Z | 6.08 | 67.11 | 16.47 |      | 130.0 |         |
| 10640-AAA | IEEE 1602.11ac WiFi (160MHz, MCS4, 90pc duty cycle) | X | 6.30 | 67.48 | 16.72 | 0.46 | 130.0 | ± 9.6 % |
|           |   | Y | 6.31 | 67.34 | 16.59 |      | 130.0 |         |
|           |   | Z | 6.08 | 67.11 | 16.42 |      | 130.0 |         |
| 10641-AAA | IEEE 1602.11ac WiFi (160MHz, MCS5, 90pc duty cycle) | X | 6.29 | 67.22 | 16.60 | 0.46 | 130.0 | ± 9.6 % |
|           |   | Y | 6.29 | 67.07 | 16.47 |      | 130.0 |         |
|           |   | Z | 6.13 | 67.04 | 16.40 |      | 130.0 |         |
| 10642-AAA | IEEE 1602.11ac WiFi (160MHz, MCS6, 90pc duty cycle) | X | 6.36 | 67.55 | 16.93 | 0.46 | 130.0 | ± 9.6 % |
|           |   | Y | 6.37 | 67.42 | 16.82 |      | 130.0 |         |
|           |   | Z | 6.17 | 67.29 | 16.69 |      | 130.0 |         |
| 10643-AAA | IEEE 1602.11ac WiFi (160MHz, MCS7, 90pc duty cycle) | X | 6.19 | 67.23 | 16.68 | 0.46 | 130.0 | ± 9.6 % |
|           |   | Y | 6.19 | 67.09 | 16.55 |      | 130.0 |         |
|           |   | Z | 6.01 | 66.97 | 16.43 |      | 130.0 |         |
| 10644-AAA | IEEE 1602.11ac WiFi (160MHz, MCS8, 90pc duty cycle) | X | 6.42 | 67.92 | 17.04 | 0.46 | 130.0 | ± 9.6 % |
|           |   | Y | 6.43 | 67.79 | 16.93 |      | 130.0 |         |
|           |   | Z | 6.14 | 67.40 | 16.66 |      | 130.0 |         |
| 10645-AAA | IEEE 1602.11ac WiFi (160MHz, MCS9, 90pc duty cycle) | X | 6.79 | 68.54 | 17.29 | 0.46 | 130.0 | ± 9.6 % |
|           |   | Y | 6.75 | 68.28 | 17.11 |      | 130.0 |         |
|           |   | Z | 6.35 | 67.63 | 16.74 |      | 130.0 |         |

<sup>E</sup> Uncertainty is determined using the max. deviation from linear response applying rectangular distribution and is expressed for the square of the field value.



Accredited by the Swiss Accreditation Service (SAS)  
The Swiss Accreditation Service is one of the signatories to the EA  
Multilateral Agreement for the recognition of calibration certificates

Accreditation No.: **SCS 0108**

Client **PC Test**

Certificate No: **EX3-7409\_May16**

## CALIBRATION CERTIFICATE

Object **EX3DV4 - SN:7409**

Calibration procedure(s) **QA CAL-01.v9, QA CAL-23.v5, QA CAL-25.v6**  
**Calibration procedure for dosimetric E-field probes**



Calibration date: **May 17, 2016**

This calibration certificate documents the traceability to national standards, which realize the physical units of measurements (SI).  
The measurements and the uncertainties with confidence probability are given on the following pages and are part of the certificate.

All calibrations have been conducted in the closed laboratory facility: environment temperature  $(22 \pm 3)^{\circ}\text{C}$  and humidity  $< 70\%$ .

Calibration Equipment used (M&TE critical for calibration)

| Primary Standards          | ID               | Cal Date (Certificate No.)        | Scheduled Calibration  |
|----------------------------|------------------|-----------------------------------|------------------------|
| Power meter NRP            | SN: 104778       | 06-Apr-16 (No. 217-02288/02289)   | Apr-17                 |
| Power sensor NRP-Z91       | SN: 103244       | 06-Apr-16 (No. 217-02288)         | Apr-17                 |
| Power sensor NRP-Z91       | SN: 103245       | 06-Apr-16 (No. 217-02289)         | Apr-17                 |
| Reference 20 dB Attenuator | SN: S5277 (20x)  | 05-Apr-16 (No. 217-02293)         | Apr-17                 |
| Reference Probe ES3DV2     | SN: 3013         | 31-Dec-15 (No. ES3-3013_Dec15)    | Dec-16                 |
| DAE4                       | SN: 660          | 23-Dec-15 (No. DAE4-660_Dec15)    | Dec-16                 |
| Secondary Standards        | ID               | Check Date (in house)             | Scheduled Check        |
| Power meter E4419B         | SN: GB41293874   | 06-Apr-16 (No. 217-02285/02284)   | In house check: Jun-16 |
| Power sensor E4412A        | SN: MY41498087   | 06-Apr-16 (No. 217-02285)         | In house check: Jun-16 |
| Power sensor E4412A        | SN: 000110210    | 06-Apr-16 (No. 217-02284)         | In house check: Jun-16 |
| RF generator HP 8648C      | SN: US3642U01700 | 04-Aug-99 (in house check Apr-13) | In house check: Jun-16 |
| Network Analyzer HP 8753E  | SN: US37390585   | 18-Oct-01 (in house check Oct-15) | In house check: Oct-16 |

|   |                              |  |  |
|---|------------------------------|--|--|
| Calibrated by:  | Name<br><b>Michael Weber</b> | Function<br><b>Laboratory Technician</b> | Signature<br> |
| Approved by:  | <b>Katja Pokovic</b>         | <b>Technical Manager</b>                 |               |
| This calibration certificate shall not be reproduced except in full without written approval of the laboratory. |                              |  | Issued: May 18, 2016   |



Accredited by the Swiss Accreditation Service (SAS)

Accreditation No.: **SCS 0108**

The Swiss Accreditation Service is one of the signatories to the EA  
 Multilateral Agreement for the recognition of calibration certificates

## Glossary:

|                          |   |
|--------------------------|---|
| TSL                      | tissue simulating liquid  |
| NORM <sub>x,y,z</sub>    | sensitivity in free space   |
| ConvF                    | sensitivity in TSL / NORM <sub>x,y,z</sub>  |
| DCP                      | diode compression point   |
| CF                       | crest factor (1/duty_cycle) of the RF signal  |
| A, B, C, D               | modulation dependent linearization parameters   |
| Polarization $\varphi$   | $\varphi$ rotation around probe axis  |
| Polarization $\vartheta$ | $\vartheta$ rotation around an axis that is in the plane normal to probe axis (at measurement center),<br>i.e., $\vartheta = 0$ is normal to probe axis |
| Connector Angle          | information used in DASY system to align probe sensor X to the robot coordinate system  |

## Calibration is Performed According to the Following Standards:

- IEEE Std 1528-2013, "IEEE Recommended Practice for Determining the Peak Spatial-Averaged Specific Absorption Rate (SAR) in the Human Head from Wireless Communications Devices: Measurement Techniques", June 2013
- IEC 62209-1, "Procedure to measure the Specific Absorption Rate (SAR) for hand-held devices used in close proximity to the ear (frequency range of 300 MHz to 3 GHz)", February 2005
- IEC 62209-2, "Procedure to determine the Specific Absorption Rate (SAR) for wireless communication devices used in close proximity to the human body (frequency range of 30 MHz to 6 GHz)", March 2010
- KDB 865664, "SAR Measurement Requirements for 100 MHz to 6 GHz"

## Methods Applied and Interpretation of Parameters:

- NORM<sub>x,y,z</sub>**: Assessed for E-field polarization  $\vartheta = 0$  ( $f \leq 900$  MHz in TEM-cell;  $f > 1800$  MHz: R22 waveguide). NORM<sub>x,y,z</sub> are only intermediate values, i.e., the uncertainties of NORM<sub>x,y,z</sub> does not affect the  $E^2$ -field uncertainty inside TSL (see below ConvF).
- NORM(f)<sub>x,y,z</sub>** = NORM<sub>x,y,z</sub> \* frequency\_response (see Frequency Response Chart). This linearization is implemented in DASY4 software versions later than 4.2. The uncertainty of the frequency response is included in the stated uncertainty of ConvF.
- DCP<sub>x,y,z</sub>**: DCP are numerical linearization parameters assessed based on the data of power sweep with CW signal (no uncertainty required). DCP does not depend on frequency nor media.
- PAR**: PAR is the Peak to Average Ratio that is not calibrated but determined based on the signal characteristics
- A<sub>x,y,z</sub>; B<sub>x,y,z</sub>; C<sub>x,y,z</sub>; D<sub>x,y,z</sub>; VR<sub>x,y,z</sub>**: A, B, C, D are numerical linearization parameters assessed based on the data of power sweep for specific modulation signal. The parameters do not depend on frequency nor media. VR is the maximum calibration range expressed in RMS voltage across the diode.
- ConvF and Boundary Effect Parameters**: Assessed in flat phantom using E-field (or Temperature Transfer Standard for  $f \leq 800$  MHz) and inside waveguide using analytical field distributions based on power measurements for  $f > 800$  MHz. The same setups are used for assessment of the parameters applied for boundary compensation (alpha, depth) of which typical uncertainty values are given. These parameters are used in DASY4 software to improve probe accuracy close to the boundary. The sensitivity in TSL corresponds to NORM<sub>x,y,z</sub> \* ConvF whereby the uncertainty corresponds to that given for ConvF. A frequency dependent ConvF is used in DASY version 4.4 and higher which allows extending the validity from  $\pm 50$  MHz to  $\pm 100$  MHz.
- Spherical isotropy (3D deviation from isotropy)**: in a field of low gradients realized using a flat phantom exposed by a patch antenna.
- Sensor Offset**: The sensor offset corresponds to the offset of virtual measurement center from the probe tip (on probe axis). No tolerance required.
- Connector Angle**: The angle is assessed using the information gained by determining the NORM<sub>x</sub> (no uncertainty required).

# Probe EX3DV4

## SN:7409

Manufactured: November 24, 2015  
Calibrated: May 17, 2016

Calibrated for DASY/EASY Systems  
(Note: non-compatible with DASY2 system!)

# DASY/EASY - Parameters of Probe: EX3DV4 - SN:7409

## Basic Calibration Parameters

|                                       | Sensor X | Sensor Y | Sensor Z | Unc (k=2) |
|---------------------------------------|----------|----------|----------|-----------|
| Norm ( $\mu V/(V/m)^2$ ) <sup>A</sup> | 0.39     | 0.34     | 0.39     | ± 10.1 %  |
| DCP (mV) <sup>B</sup>                 | 106.3    | 102.2    | 99.4     |           |

## Modulation Calibration Parameters

| UID       | Communication System Name                |   | A<br>dB | B<br>dB $\sqrt{\mu V}$ | C    | D<br>dB | VR<br>mV | Unc <sup>E</sup><br>(k=2) |
|-----------|--|---|---------|------------------------|------|---------|----------|---------------------------|
| 0         | CW                                       | X | 0.0     | 0.0                    | 1.0  | 0.00    | 141.2    | ±3.3 %                    |
|           |  | Y | 0.0     | 0.0                    | 1.0  |         | 127.3    |                           |
|           |  | Z | 0.0     | 0.0                    | 1.0  |         | 131.8    |                           |
| 10010-CAA | SAR Validation (Square, 100ms, 10ms)     | X | 0.39    | 53.8                   | 5.5  | 10.00   | 42.5     | ±1.2 %                    |
|           |  | Y | 0.55    | 54.7                   | 5.9  |         | 41.8     |                           |
|           |  | Z | 0.85    | 58.7                   | 9.1  |         | 41.6     |                           |
| 10012-CAB | IEEE 802.11b WiFi 2.4 GHz (DSSS, 1 Mbps) | X | 3.55    | 75.3                   | 22.2 | 1.87    | 149.7    | ±0.7 %                    |
|           |  | Y | 3.32    | 72.6                   | 21.0 |         | 139.7    |                           |
|           |  | Z | 2.84    | 68.8                   | 19.0 |         | 144.7    |                           |
| 10100-CAB | LTE-FDD (SC-FDMA, 100% RB, 20 MHz, QPSK) | X | 5.98    | 66.6                   | 19.3 | 5.67    | 113.6    | ±0.9 %                    |
|           |  | Y | 6.17    | 66.7                   | 19.4 |         | 107.1    |                           |
|           |  | Z | 6.13    | 66.1                   | 18.8 |         | 110.9    |                           |
| 10103-CAB | LTE-TDD (SC-FDMA, 100% RB, 20 MHz, QPSK) | X | 6.59    | 66.2                   | 21.1 | 9.29    | 123.5    | ±1.4 %                    |
|           |  | Y | 7.27    | 67.9                   | 22.1 |         | 121.1    |                           |
|           |  | Z | 7.01    | 66.4                   | 21.1 |         | 119.9    |                           |
| 10108-CAC | LTE-FDD (SC-FDMA, 100% RB, 10 MHz, QPSK) | X | 5.72    | 66.1                   | 19.2 | 5.80    | 111.4    | ±1.2 %                    |
|           |  | Y | 6.34    | 67.6                   | 20.0 |         | 149.2    |                           |
|           |  | Z | 6.02    | 65.9                   | 19.0 |         | 109.0    |                           |
| 10151-CAB | LTE-TDD (SC-FDMA, 50% RB, 20 MHz, QPSK)  | X | 6.27    | 66.1                   | 21.2 | 9.28    | 116.8    | ±1.4 %                    |
|           |  | Y | 6.89    | 67.6                   | 22.1 |         | 114.7    |                           |
|           |  | Z | 6.69    | 66.0                   | 21.0 |         | 116.4    |                           |
| 10154-CAC | LTE-FDD (SC-FDMA, 50% RB, 10 MHz, QPSK)  | X | 5.37    | 65.9                   | 19.1 | 5.75    | 107.3    | ±1.2 %                    |
|           |  | Y | 5.98    | 67.2                   | 19.9 |         | 143.3    |                           |
|           |  | Z | 6.01    | 66.7                   | 19.4 |         | 149.2    |                           |
| 10160-CAB | LTE-FDD (SC-FDMA, 50% RB, 15 MHz, QPSK)  | X | 5.76    | 66.2                   | 19.2 | 5.82    | 109.5    | ±1.2 %                    |
|           |  | Y | 6.43    | 67.6                   | 20.0 |         | 148.3    |                           |
|           |  | Z | 6.05    | 65.6                   | 18.7 |         | 107.5    |                           |
| 10169-CAB | LTE-FDD (SC-FDMA, 1 RB, 20 MHz, QPSK)    | X | 4.24    | 65.6                   | 19.3 | 5.73    | 127.4    | ±0.9 %                    |
|           |  | Y | 4.54    | 66.4                   | 19.8 |         | 120.4    |                           |
|           |  | Z | 4.62    | 65.9                   | 19.3 |         | 123.8    |                           |
| 10172-CAB | LTE-TDD (SC-FDMA, 1 RB, 20 MHz, QPSK)    | X | 4.91    | 68.0                   | 22.7 | 9.21    | 126.7    | ±1.4 %                    |
|           |  | Y | 5.24    | 68.8                   | 23.3 |         | 124.0    |                           |
|           |  | Z | 5.35    | 68.1                   | 22.5 |         | 125.0    |                           |
| 10175-CAC | LTE-FDD (SC-FDMA, 1 RB, 10 MHz, QPSK)    | X | 4.27    | 65.8                   | 19.4 | 5.72    | 128.9    | ±0.9 %                    |
|           |  | Y | 4.52    | 66.2                   | 19.7 |         | 121.2    |                           |
|           |  | Z | 4.63    | 65.9                   | 19.3 |         | 125.2    |                           |

|           |  |   |      |      |      |      |       |        |
|-----------|--|---|------|------|------|------|-------|--------|
| 10181-CAB | LTE-FDD (SC-FDMA, 1 RB, 15 MHz, QPSK)    | X | 4.26 | 65.7 | 19.4 | 5.72 | 125.9 | ±0.9 % |
|           |  | Y | 4.47 | 66.0 | 19.5 |      | 120.6 |        |
|           |  | Z | 4.60 | 65.7 | 19.2 |      | 123.0 |        |
| 10237-CAB | LTE-TDD (SC-FDMA, 1 RB, 10 MHz, QPSK)    | X | 4.89 | 67.9 | 22.6 | 9.21 | 125.9 | ±1.7 % |
|           |  | Y | 5.26 | 69.0 | 23.4 |      | 123.8 |        |
|           |  | Z | 5.32 | 67.8 | 22.3 |      | 124.3 |        |
| 10252-CAB | LTE-TDD (SC-FDMA, 50% RB, 10 MHz, QPSK)  | X | 6.04 | 66.8 | 21.7 | 9.24 | 149.2 | ±1.4 % |
|           |  | Y | 6.64 | 68.1 | 22.6 |      | 148.9 |        |
|           |  | Z | 6.48 | 66.5 | 21.4 |      | 147.5 |        |
| 10267-CAB | LTE-TDD (SC-FDMA, 100% RB, 10 MHz, QPSK) | X | 6.27 | 66.1 | 21.2 | 9.30 | 119.1 | ±1.4 % |
|           |  | Y | 6.88 | 67.4 | 22.0 |      | 115.9 |        |
|           |  | Z | 6.73 | 66.1 | 21.1 |      | 117.6 |        |
| 10297-AAA | LTE-FDD (SC-FDMA, 50% RB, 20 MHz, QPSK)  | X | 5.71 | 66.0 | 19.2 | 5.81 | 110.7 | ±0.9 % |
|           |  | Y | 6.41 | 67.8 | 20.2 |      | 149.8 |        |
|           |  | Z | 5.98 | 65.7 | 18.9 |      | 107.9 |        |
| 10311-AAA | LTE-FDD (SC-FDMA, 100% RB, 15 MHz, QPSK) | X | 6.23 | 66.3 | 19.4 | 6.06 | 112.8 | ±0.9 % |
|           |  | Y | 6.51 | 66.6 | 19.5 |      | 107.4 |        |
|           |  | Z | 6.49 | 66.1 | 19.0 |      | 109.4 |        |

The reported uncertainty of measurement is stated as the standard uncertainty of measurement multiplied by the coverage factor  $k=2$ , which for a normal distribution corresponds to a coverage probability of approximately 95%.

<sup>A</sup> The uncertainties of Norm X,Y,Z do not affect the  $E^2$ -field uncertainty inside TSL (see Pages 6 and 7).

<sup>B</sup> Numerical linearization parameter: uncertainty not required.

<sup>E</sup> Uncertainty is determined using the max. deviation from linear response applying rectangular distribution and is expressed for the square of the field value.



## DASY/EASY - Parameters of Probe: EX3DV4 - SN:7409

### Calibration Parameter Determined in Head Tissue Simulating Media

| f (MHz) <sup>C</sup> | Relative Permittivity <sup>F</sup> | Conductivity (S/m) <sup>F</sup> | ConvF X | ConvF Y | ConvF Z | Alpha <sup>G</sup> | Depth <sup>G</sup> (mm) | Unc (k=2) |
|----------------------|------------------------------------|---------------------------------|---------|---------|---------|--------------------|-------------------------|-----------|
| 750                  | 41.9                               | 0.89                            | 10.73   | 10.73   | 10.73   | 0.62               | 0.83                    | ± 12.0 %  |
| 835                  | 41.5                               | 0.90                            | 10.04   | 10.04   | 10.04   | 0.45               | 0.93                    | ± 12.0 %  |
| 1750                 | 40.1                               | 1.37                            | 8.05    | 8.05    | 8.05    | 0.38               | 0.80                    | ± 12.0 %  |
| 1900                 | 40.0                               | 1.40                            | 7.69    | 7.69    | 7.69    | 0.41               | 0.80                    | ± 12.0 %  |
| 2300                 | 39.5                               | 1.67                            | 7.22    | 7.22    | 7.22    | 0.25               | 0.92                    | ± 12.0 %  |
| 2450                 | 39.2                               | 1.80                            | 6.90    | 6.90    | 6.90    | 0.30               | 0.93                    | ± 12.0 %  |
| 2600                 | 39.0                               | 1.96                            | 6.77    | 6.77    | 6.77    | 0.32               | 0.83                    | ± 12.0 %  |

<sup>C</sup> Frequency validity above 300 MHz of ± 100 MHz only applies for DASY v4.4 and higher (see Page 2), else it is restricted to ± 50 MHz. The uncertainty is the RSS of the ConvF uncertainty at calibration frequency and the uncertainty for the indicated frequency band. Frequency validity below 300 MHz is ± 10, 25, 40, 50 and 70 MHz for ConvF assessments at 30, 64, 128, 150 and 220 MHz respectively. Above 5 GHz frequency validity can be extended to ± 110 MHz.

<sup>F</sup> At frequencies below 3 GHz, the validity of tissue parameters ( $\epsilon$  and  $\sigma$ ) can be relaxed to ± 10% if liquid compensation formula is applied to measured SAR values. At frequencies above 3 GHz, the validity of tissue parameters ( $\epsilon$  and  $\sigma$ ) is restricted to ± 5%. The uncertainty is the RSS of the ConvF uncertainty for indicated target tissue parameters.

<sup>G</sup> Alpha/Depth are determined during calibration. SPEAG warrants that the remaining deviation due to the boundary effect after compensation is always less than ± 1% for frequencies below 3 GHz and below ± 2% for frequencies between 3-6 GHz at any distance larger than half the probe tip diameter from the boundary.

## DASY/EASY - Parameters of Probe: EX3DV4 - SN:7409

### Calibration Parameter Determined in Body Tissue Simulating Media

| f (MHz) <sup>C</sup> | Relative Permittivity <sup>F</sup> | Conductivity (S/m) <sup>F</sup> | ConvF X | ConvF Y | ConvF Z | Alpha <sup>G</sup> | Depth <sup>G</sup> (mm) | Unc (k=2) |
|----------------------|------------------------------------|---------------------------------|---------|---------|---------|--------------------|-------------------------|-----------|
| 750                  | 55.5                               | 0.96                            | 9.46    | 9.46    | 9.46    | 0.52               | 0.80                    | ± 12.0 %  |
| 835                  | 55.2                               | 0.97                            | 9.33    | 9.33    | 9.33    | 0.34               | 1.04                    | ± 12.0 %  |
| 1750                 | 53.4                               | 1.49                            | 7.72    | 7.72    | 7.72    | 0.44               | 0.80                    | ± 12.0 %  |
| 1900                 | 53.3                               | 1.52                            | 7.47    | 7.47    | 7.47    | 0.43               | 0.80                    | ± 12.0 %  |
| 2300                 | 52.9                               | 1.81                            | 7.22    | 7.22    | 7.22    | 0.36               | 0.85                    | ± 12.0 %  |
| 2450                 | 52.7                               | 1.95                            | 7.10    | 7.10    | 7.10    | 0.39               | 0.80                    | ± 12.0 %  |
| 2600                 | 52.5                               | 2.16                            | 6.83    | 6.83    | 6.83    | 0.39               | 0.86                    | ± 12.0 %  |

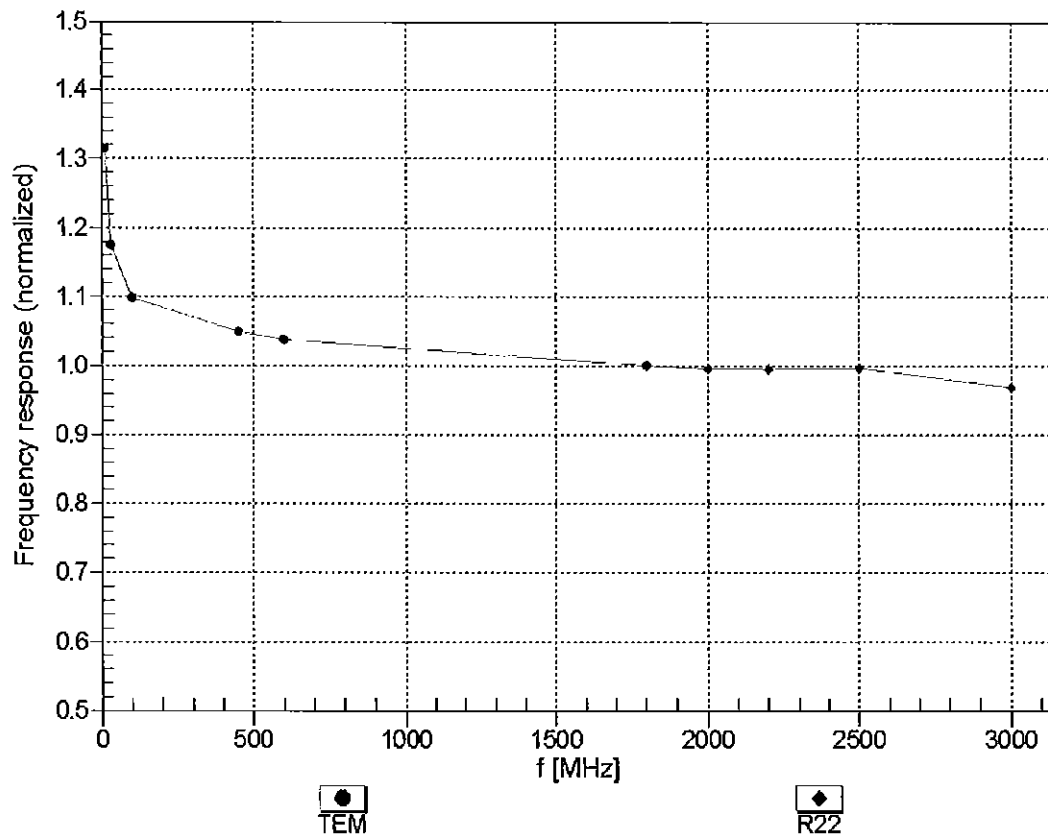
<sup>C</sup> Frequency validity above 300 MHz of ± 100 MHz only applies for DASY v4.4 and higher (see Page 2), else it is restricted to ± 50 MHz. The uncertainty is the RSS of the ConvF uncertainty at calibration frequency and the uncertainty for the indicated frequency band. Frequency validity below 300 MHz is ± 10, 25, 40, 50 and 70 MHz for ConvF assessments at 30, 64, 128, 150 and 220 MHz respectively. Above 5 GHz frequency validity can be extended to ± 110 MHz.

<sup>F</sup> At frequencies below 3 GHz, the validity of tissue parameters ( $\epsilon$  and  $\sigma$ ) can be relaxed to ± 10% if liquid compensation formula is applied to measured SAR values. At frequencies above 3 GHz, the validity of tissue parameters ( $\epsilon$  and  $\sigma$ ) is restricted to ± 5%. The uncertainty is the RSS of the ConvF uncertainty for indicated target tissue parameters.

<sup>G</sup> Alpha/Depth are determined during calibration. SPEAG warrants that the remaining deviation due to the boundary effect after compensation is always less than ± 1% for frequencies below 3 GHz and below ± 2% for frequencies between 3-6 GHz at any distance larger than half the probe tip diameter from the boundary.

## Frequency Response of E-Field

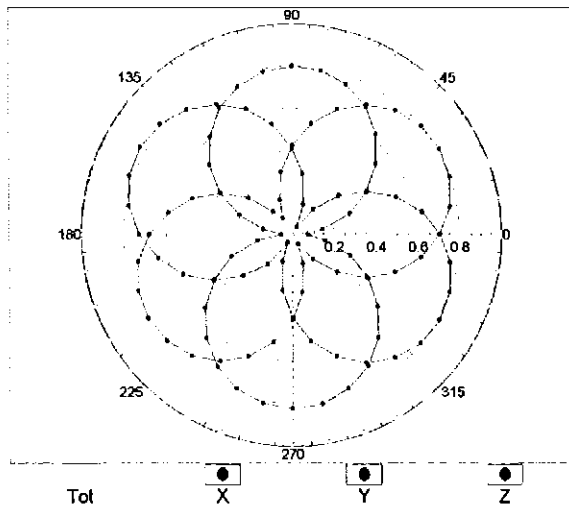
(TEM-Cell:ifi110 EXX, Waveguide: R22)



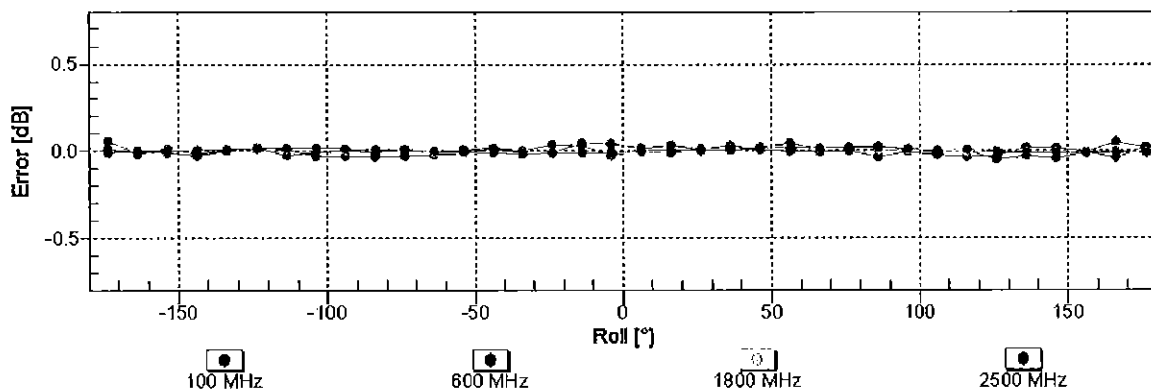
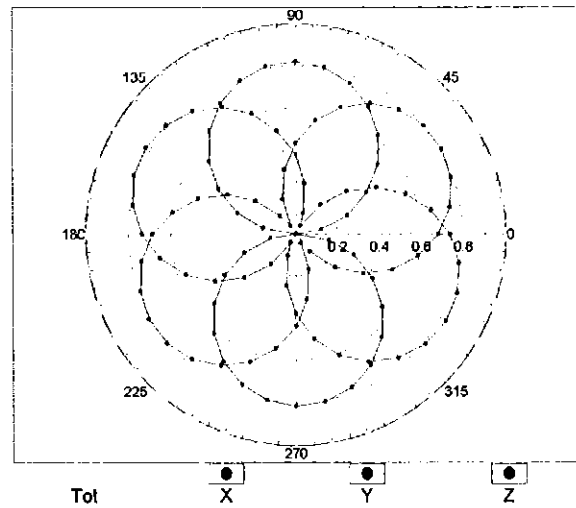
Uncertainty of Frequency Response of E-field:  $\pm 6.3\%$  ( $k=2$ )

## Receiving Pattern ( $\phi$ ), $\theta = 0^\circ$

f=600 MHz,TEM

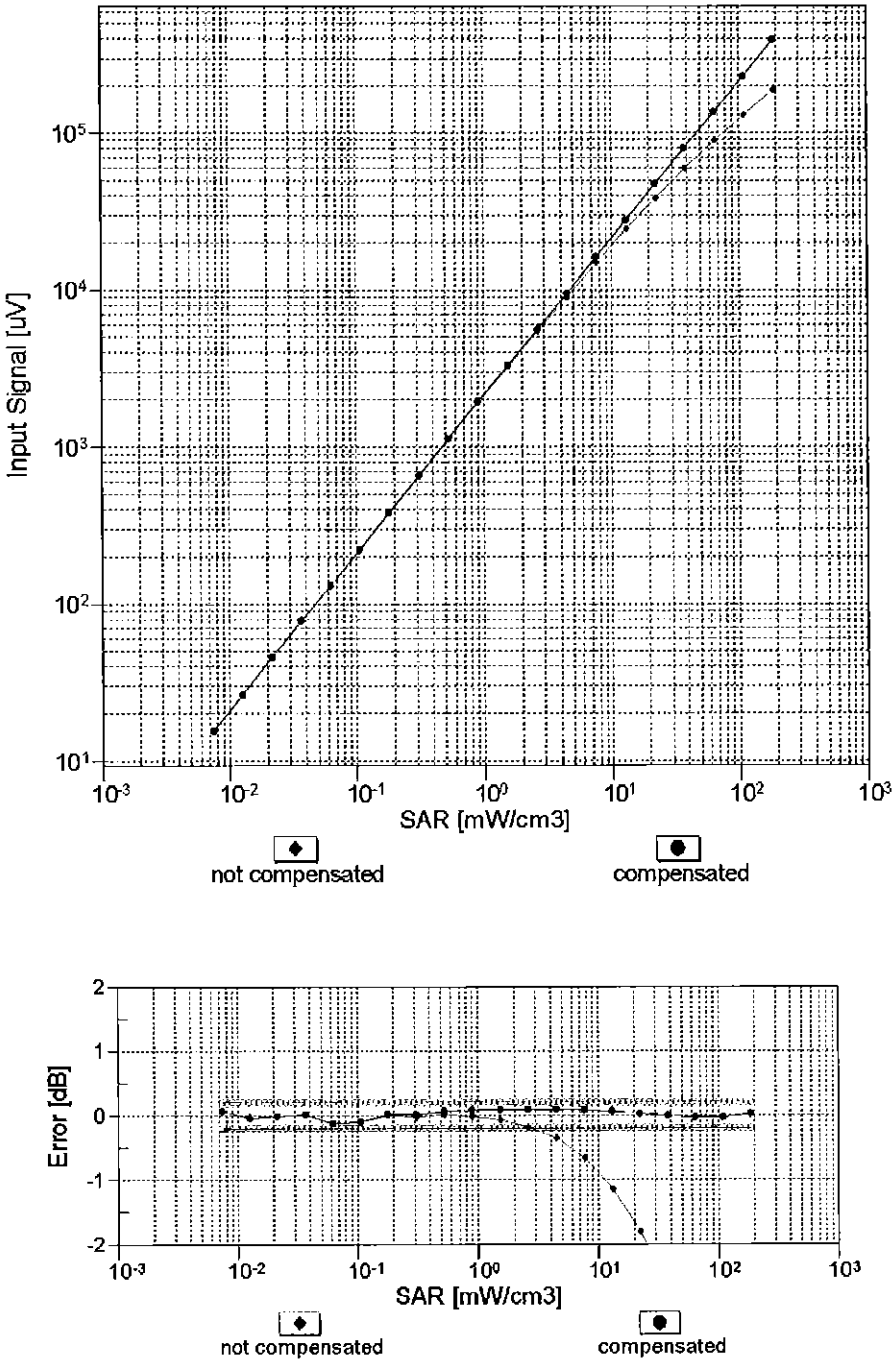


f=1800 MHz,R22



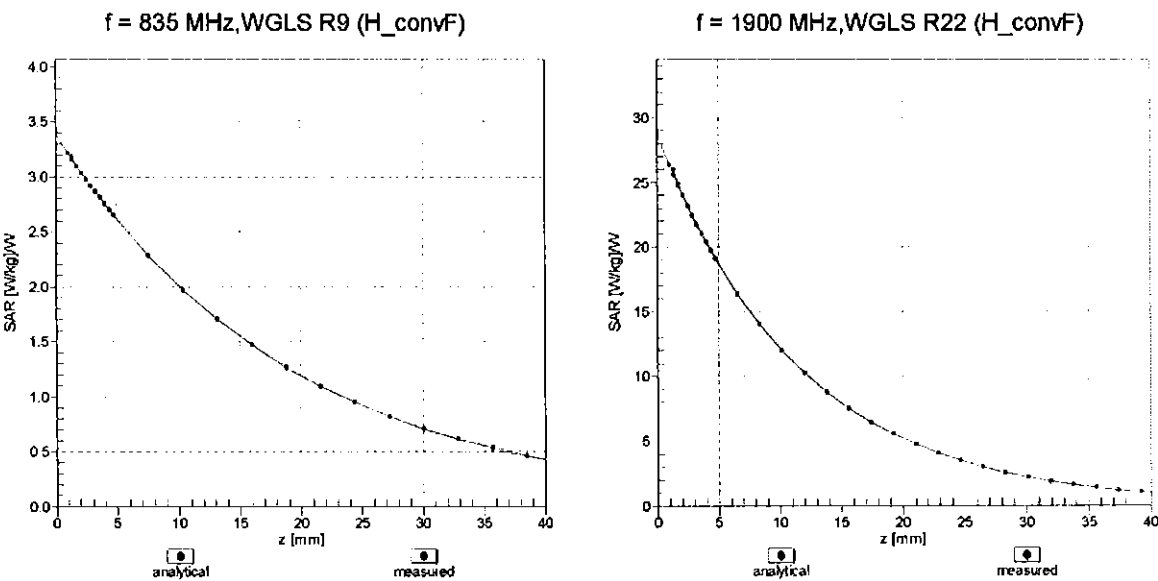
Uncertainty of Axial Isotropy Assessment:  $\pm 0.5\%$  ( $k=2$ )

Dynamic Range f(SAR<sub>head</sub>)  
(TEM cell , f<sub>eval</sub>= 1900 MHz)

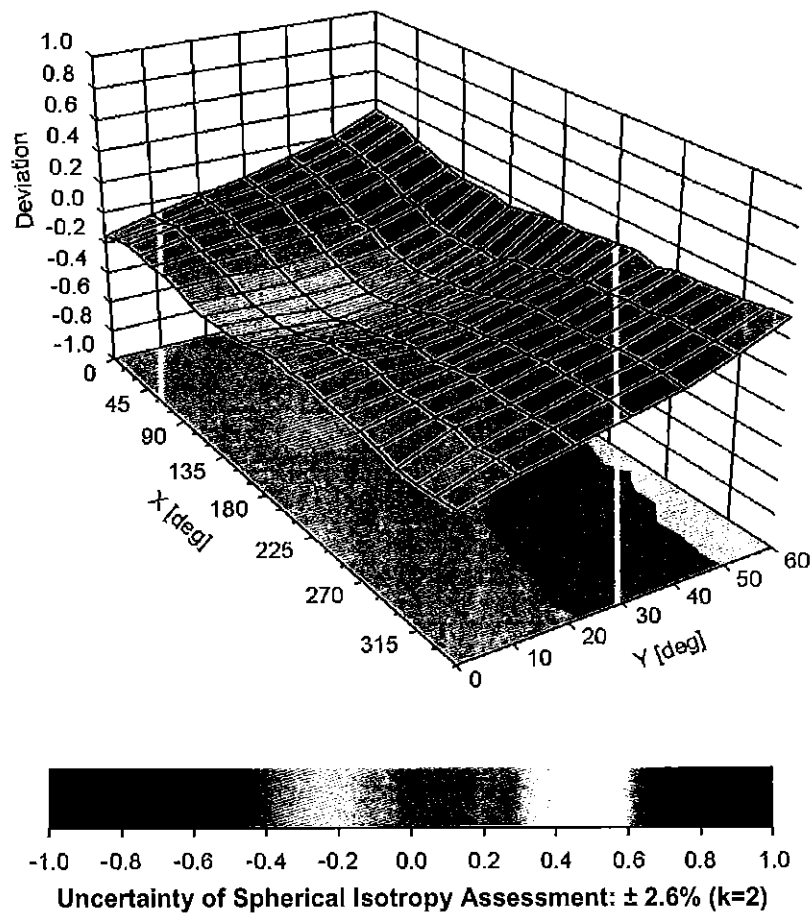


Uncertainty of Linearity Assessment: ± 0.6% (k=2)

# Conversion Factor Assessment



## Deviation from Isotropy in Liquid Error ( $\phi, \vartheta$ ), f = 900 MHz



**DASY/EASY - Parameters of Probe: EX3DV4 - SN:7409****Other Probe Parameters**

|   |            |
|---|------------|
| Sensor Arrangement                            | Triangular |
| Connector Angle (°)                           | 36.2       |
| Mechanical Surface Detection Mode             | enabled    |
| Optical Surface Detection Mode                | disabled   |
| Probe Overall Length                          | 337 mm     |
| Probe Body Diameter                           | 10 mm      |
| Tip Length                                    | 9 mm       |
| Tip Diameter                                  | 2.5 mm     |
| Probe Tip to Sensor X Calibration Point       | 1 mm       |
| Probe Tip to Sensor Y Calibration Point       | 1 mm       |
| Probe Tip to Sensor Z Calibration Point       | 1 mm       |
| Recommended Measurement Distance from Surface | 1.4 mm     |



Accredited by the Swiss Accreditation Service (SAS)  
The Swiss Accreditation Service is one of the signatories to the EA  
Multilateral Agreement for the recognition of calibration certificates

Accreditation No.: **SCS 0108**

Client **PC Test**

Certificate No: **ES3-3334\_Nov16**

## CALIBRATION CERTIFICATE

Object **ES3DV3 - SN:3334**

Calibration procedure(s) **QA CAL-01.v9, QA CAL-12.v9, QA CAL-23.v5, QA CAL-25.v6**  
**Calibration procedure for dosimetric E-field probes**

*BNV*  
*11-21-2016*

Calibration date: **November 15, 2016**

This calibration certificate documents the traceability to national standards, which realize the physical units of measurements (SI).  
The measurements and the uncertainties with confidence probability are given on the following pages and are part of the certificate.

All calibrations have been conducted in the closed laboratory facility: environment temperature  $(22 \pm 3)^\circ\text{C}$  and humidity  $< 70\%$ .

Calibration Equipment used (M&TE critical for calibration)

| Primary Standards          | ID               | Cal Date (Certificate No.)        | Scheduled Calibration  |
|----------------------------|------------------|-----------------------------------|------------------------|
| Power meter NRP            | SN: 104778       | 06-Apr-16 (No. 217-02288/02289)   | Apr-17                 |
| Power sensor NRP-Z91       | SN: 103244       | 06-Apr-16 (No. 217-02288)         | Apr-17                 |
| Power sensor NRP-Z91       | SN: 103245       | 06-Apr-16 (No. 217-02289)         | Apr-17                 |
| Reference 20 dB Attenuator | SN: S5277 (20x)  | 05-Apr-16 (No. 217-02293)         | Apr-17                 |
| Reference Probe ES3DV2     | SN: 3013         | 31-Dec-15 (No. ES3-3013_Dec15)    | Dec-16                 |
| DAE4                       | SN: 660          | 23-Dec-15 (No. DAE4-660_Dec15)    | Dec-16                 |
| Secondary Standards        | ID               | Check Date (in house)             | Scheduled Check        |
| Power meter E4419B         | SN: GB41293874   | 06-Apr-16 (in house check Jun-16) | In house check: Jun-18 |
| Power sensor E4412A        | SN: MY41498087   | 06-Apr-16 (in house check Jun-16) | In house check: Jun-18 |
| Power sensor E4412A        | SN: 000110210    | 06-Apr-16 (in house check Jun-16) | In house check: Jun-18 |
| RF generator HP 8648C      | SN: US3642U01700 | 04-Aug-99 (in house check Jun-16) | In house check: Jun-18 |
| Network Analyzer HP 8753E  | SN: US37390585   | 18-Oct-01 (in house check Oct-16) | In house check: Oct-17 |

|                |                               |  |               |
|----------------|-------------------------------|--|---------------|
| Calibrated by: | Name<br><b>Jeton Kastrati</b> | Function<br><b>Laboratory Technician</b> | Signature<br> |
| Approved by:   | Name<br><b>Katja Pokovic</b>  | Function<br><b>Technical Manager</b>     | Signature<br> |

Issued: November 15, 2016

This calibration certificate shall not be reproduced except in full without written approval of the laboratory.





Accredited by the Swiss Accreditation Service (SAS)

Accreditation No.: **SCS 0108**

The Swiss Accreditation Service is one of the signatories to the EA  
Multilateral Agreement for the recognition of calibration certificates

## Glossary:

|                          |   |
|--------------------------|---|
| TSL                      | tissue simulating liquid  |
| NORM <sub>x,y,z</sub>    | sensitivity in free space   |
| ConvF                    | sensitivity in TSL / NORM <sub>x,y,z</sub>  |
| DCP                      | diode compression point   |
| CF                       | crest factor (1/duty_cycle) of the RF signal  |
| A, B, C, D               | modulation dependent linearization parameters   |
| Polarization $\varphi$   | $\varphi$ rotation around probe axis  |
| Polarization $\vartheta$ | $\vartheta$ rotation around an axis that is in the plane normal to probe axis (at measurement center),<br>i.e., $\vartheta = 0$ is normal to probe axis |
| Connector Angle          | information used in DASY system to align probe sensor X to the robot coordinate system  |

## Calibration is Performed According to the Following Standards:

- IEEE Std 1528-2013, "IEEE Recommended Practice for Determining the Peak Spatial-Averaged Specific Absorption Rate (SAR) in the Human Head from Wireless Communications Devices: Measurement Techniques", June 2013
- IEC 62209-1, "Procedure to measure the Specific Absorption Rate (SAR) for hand-held devices used in close proximity to the ear (frequency range of 300 MHz to 3 GHz)", February 2005
- IEC 62209-2, "Procedure to determine the Specific Absorption Rate (SAR) for wireless communication devices used in close proximity to the human body (frequency range of 30 MHz to 6 GHz)", March 2010
- KDB 865664, "SAR Measurement Requirements for 100 MHz to 6 GHz"

## Methods Applied and Interpretation of Parameters:

- NORM<sub>x,y,z</sub>**: Assessed for E-field polarization  $\vartheta = 0$  ( $f \leq 900$  MHz in TEM-cell;  $f > 1800$  MHz: R22 waveguide). NORM<sub>x,y,z</sub> are only intermediate values, i.e., the uncertainties of NORM<sub>x,y,z</sub> does not affect the  $E^2$ -field uncertainty inside TSL (see below ConvF).
- NORM(f)<sub>x,y,z</sub>** = NORM<sub>x,y,z</sub> \* frequency\_response (see Frequency Response Chart). This linearization is implemented in DASY4 software versions later than 4.2. The uncertainty of the frequency response is included in the stated uncertainty of ConvF.
- DCP<sub>x,y,z</sub>**: DCP are numerical linearization parameters assessed based on the data of power sweep with CW signal (no uncertainty required). DCP does not depend on frequency nor media.
- PAR**: PAR is the Peak to Average Ratio that is not calibrated but determined based on the signal characteristics
- A<sub>x,y,z</sub>; B<sub>x,y,z</sub>; C<sub>x,y,z</sub>; D<sub>x,y,z</sub>; VR<sub>x,y,z</sub>; A, B, C, D** are numerical linearization parameters assessed based on the data of power sweep for specific modulation signal. The parameters do not depend on frequency nor media. VR is the maximum calibration range expressed in RMS voltage across the diode.
- ConvF and Boundary Effect Parameters**: Assessed in flat phantom using E-field (or Temperature Transfer Standard for  $f \leq 800$  MHz) and inside waveguide using analytical field distributions based on power measurements for  $f > 800$  MHz. The same setups are used for assessment of the parameters applied for boundary compensation (alpha, depth) of which typical uncertainty values are given. These parameters are used in DASY4 software to improve probe accuracy close to the boundary. The sensitivity in TSL corresponds to NORM<sub>x,y,z</sub> \* ConvF whereby the uncertainty corresponds to that given for ConvF. A frequency dependent ConvF is used in DASY version 4.4 and higher which allows extending the validity from  $\pm 50$  MHz to  $\pm 100$  MHz.
- Spherical isotropy (3D deviation from isotropy)**: in a field of low gradients realized using a flat phantom exposed by a patch antenna.
- Sensor Offset**: The sensor offset corresponds to the offset of virtual measurement center from the probe tip (on probe axis). No tolerance required.
- Connector Angle**: The angle is assessed using the information gained by determining the NORM<sub>x</sub> (no uncertainty required).

# Probe ES3DV3

## SN:3334

Manufactured: January 24, 2012  
Calibrated: November 15, 2016

Calibrated for DASY/EASY Systems  
(Note: non-compatible with DASY2 system!)

## DASY/EASY - Parameters of Probe: ES3DV3 - SN:3334

### Basic Calibration Parameters

|   | Sensor X | Sensor Y | Sensor Z | Unc (k=2) |
|---|----------|----------|----------|-----------|
| Norm ( $\mu\text{V}/(\text{V}/\text{m})^2$ ) <sup>A</sup> | 1.01     | 1.01     | 0.97     | ± 10.1 %  |
| DCP (mV) <sup>B</sup>                                     | 104.9    | 104.3    | 106.9    |           |

### Modulation Calibration Parameters

| UID | Communication System Name |   | A<br>dB | B<br>dB $\sqrt{\mu\text{V}}$ | C   | D<br>dB | VR<br>mV | Unc <sup>E</sup><br>(k=2) |
|-----|---------------------------|---|---------|------------------------------|-----|---------|----------|---------------------------|
| 0   | CW                        | X | 0.0     | 0.0                          | 1.0 | 0.00    | 187.7    | ±3.3 %                    |
|     |                           | Y | 0.0     | 0.0                          | 1.0 |         | 186.1    |                           |
|     |                           | Z | 0.0     | 0.0                          | 1.0 |         | 182.2    |                           |

Note: For details on UID parameters see Appendix.

### Sensor Model Parameters

|   | C1<br>fF | C2<br>fF | $\alpha$<br>$\text{V}^{-1}$ | T1<br>$\text{ms}\cdot\text{V}^{-2}$ | T2<br>$\text{ms}\cdot\text{V}^{-1}$ | T3<br>ms | T4<br>$\text{V}^{-2}$ | T5<br>$\text{V}^{-1}$ | T6    |
|---|----------|----------|-----------------------------|-------------------------------------|-------------------------------------|----------|-----------------------|-----------------------|-------|
| X | 70.73    | 504.3    | 35.08                       | 31.68                               | 3.658                               | 5.1      | 1.261                 | 0.548                 | 1.013 |
| Y | 65.12    | 464.8    | 35.12                       | 29.88                               | 3.928                               | 5.1      | 1.127                 | 0.529                 | 1.01  |
| Z | 65.17    | 461.4    | 34.69                       | 29.79                               | 3.402                               | 5.1      | 0.804                 | 0.54                  | 1.01  |

The reported uncertainty of measurement is stated as the standard uncertainty of measurement multiplied by the coverage factor  $k=2$ , which for a normal distribution corresponds to a coverage probability of approximately 95%.

<sup>A</sup> The uncertainties of Norm X,Y,Z do not affect the  $E^2$ -field uncertainty inside TSL (see Pages 5 and 6).

<sup>B</sup> Numerical linearization parameter: uncertainty not required.

<sup>E</sup> Uncertainty is determined using the max. deviation from linear response applying rectangular distribution and is expressed for the square of the field value.

## DASY/EASY - Parameters of Probe: ES3DV3 - SN:3334

### Calibration Parameter Determined in Head Tissue Simulating Media

| f (MHz) <sup>C</sup> | Relative Permittivity <sup>F</sup> | Conductivity (S/m) <sup>F</sup> | ConvF X | ConvF Y | ConvF Z | Alpha <sup>G</sup> | Depth <sup>G</sup> (mm) | Unc (k=2) |
|----------------------|------------------------------------|---------------------------------|---------|---------|---------|--------------------|-------------------------|-----------|
| 6                    | 55.5                               | 0.75                            | 6.51    | 6.51    | 6.51    | 0.05               | 1.10                    | ± 13.3 %  |
| 13                   | 55.5                               | 0.75                            | 6.87    | 6.87    | 6.87    | 0.05               | 1.20                    | ± 13.3 %  |
| 750                  | 41.9                               | 0.89                            | 6.76    | 6.76    | 6.76    | 0.40               | 1.68                    | ± 12.0 %  |
| 835                  | 41.5                               | 0.90                            | 6.49    | 6.49    | 6.49    | 0.41               | 1.68                    | ± 12.0 %  |
| 1750                 | 40.1                               | 1.37                            | 5.45    | 5.45    | 5.45    | 0.51               | 1.46                    | ± 12.0 %  |
| 1900                 | 40.0                               | 1.40                            | 5.27    | 5.27    | 5.27    | 0.52               | 1.49                    | ± 12.0 %  |
| 2300                 | 39.5                               | 1.67                            | 4.92    | 4.92    | 4.92    | 0.69               | 1.31                    | ± 12.0 %  |
| 2450                 | 39.2                               | 1.80                            | 4.73    | 4.73    | 4.73    | 0.77               | 1.27                    | ± 12.0 %  |
| 2600                 | 39.0                               | 1.96                            | 4.51    | 4.51    | 4.51    | 0.80               | 1.27                    | ± 12.0 %  |

<sup>C</sup> Frequency validity above 300 MHz of ± 100 MHz only applies for DASY v4.4 and higher (see Page 2), else it is restricted to ± 50 MHz. The uncertainty is the RSS of the ConvF uncertainty at calibration frequency and the uncertainty for the indicated frequency band. Frequency validity below 300 MHz is ± 10, 25, 40, 50 and 70 MHz for ConvF assessments at 30, 64, 128, 150 and 220 MHz respectively. Validity of ConvF assessed at 6 MHz is 4-9 MHz, and ConvF assessed at 13 MHz is 9-19 MHz. Above 5 GHz frequency validity can be extended to ± 110 MHz

<sup>F</sup> At frequencies below 3 GHz, the validity of tissue parameters ( $\epsilon$  and  $\sigma$ ) can be relaxed to ± 10% if liquid compensation formula is applied to measured SAR values. At frequencies above 3 GHz, the validity of tissue parameters ( $\epsilon$  and  $\sigma$ ) is restricted to ± 5%. The uncertainty is the RSS of the ConvF uncertainty for indicated target tissue parameters.

<sup>G</sup> Alpha/Depth are determined during calibration. SPEAG warrants that the remaining deviation due to the boundary effect after compensation is always less than ± 1% for frequencies below 3 GHz and below ± 2% for frequencies between 3-6 GHz at any distance larger than half the probe tip diameter from the boundary.

## DASY/EASY - Parameters of Probe: ES3DV3 - SN:3334

### Calibration Parameter Determined in Body Tissue Simulating Media

| f (MHz) <sup>C</sup> | Relative Permittivity <sup>F</sup> | Conductivity (S/m) <sup>F</sup> | ConvF X | ConvF Y | ConvF Z | Alpha <sup>G</sup> | Depth <sup>G</sup> (mm) | Unc (k=2) |
|----------------------|------------------------------------|---------------------------------|---------|---------|---------|--------------------|-------------------------|-----------|
| 750                  | 55.5                               | 0.96                            | 6.33    | 6.33    | 6.33    | 0.45               | 1.54                    | ± 12.0 %  |
| 835                  | 55.2                               | 0.97                            | 6.31    | 6.31    | 6.31    | 0.74               | 1.21                    | ± 12.0 %  |
| 1750                 | 53.4                               | 1.49                            | 5.12    | 5.12    | 5.12    | 0.52               | 1.50                    | ± 12.0 %  |
| 1900                 | 53.3                               | 1.52                            | 4.91    | 4.91    | 4.91    | 0.41               | 1.81                    | ± 12.0 %  |
| 2300                 | 52.9                               | 1.81                            | 4.68    | 4.68    | 4.68    | 0.80               | 1.21                    | ± 12.0 %  |
| 2450                 | 52.7                               | 1.95                            | 4.52    | 4.52    | 4.52    | 0.79               | 1.20                    | ± 12.0 %  |
| 2600                 | 52.5                               | 2.16                            | 4.42    | 4.42    | 4.42    | 0.80               | 1.18                    | ± 12.0 %  |

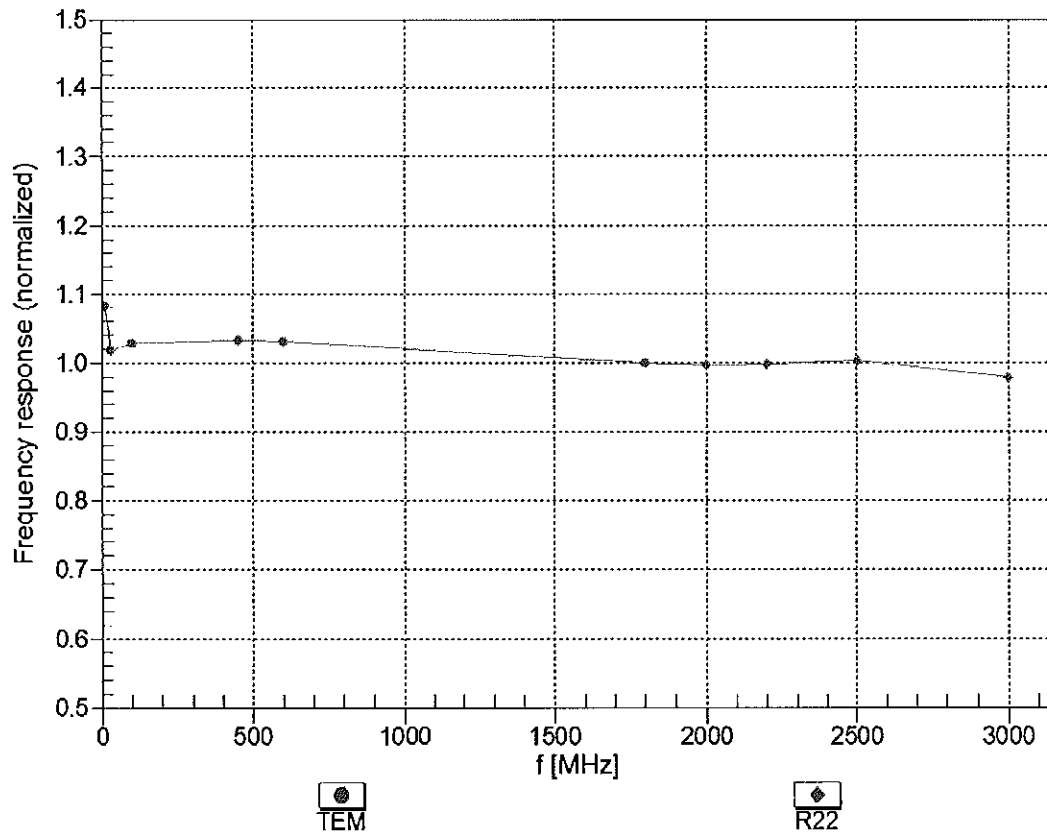
<sup>C</sup> Frequency validity above 300 MHz of ± 100 MHz only applies for DASY v4.4 and higher (see Page 2), else it is restricted to ± 50 MHz. The uncertainty is the RSS of the ConvF uncertainty at calibration frequency and the uncertainty for the indicated frequency band. Frequency validity below 300 MHz is ± 10, 25, 40, 50 and 70 MHz for ConvF assessments at 30, 64, 128, 150 and 220 MHz respectively. Above 5 GHz frequency validity can be extended to ± 110 MHz.

<sup>F</sup> At frequencies below 3 GHz, the validity of tissue parameters ( $\epsilon$  and  $\sigma$ ) can be relaxed to ± 10% if liquid compensation formula is applied to measured SAR values. At frequencies above 3 GHz, the validity of tissue parameters ( $\epsilon$  and  $\sigma$ ) is restricted to ± 5%. The uncertainty is the RSS of the ConvF uncertainty for indicated target tissue parameters.

<sup>G</sup> Alpha/Depth are determined during calibration. SPEAG warrants that the remaining deviation due to the boundary effect after compensation is always less than ± 1% for frequencies below 3 GHz and below ± 2% for frequencies between 3-6 GHz at any distance larger than half the probe tip diameter from the boundary.

## Frequency Response of E-Field

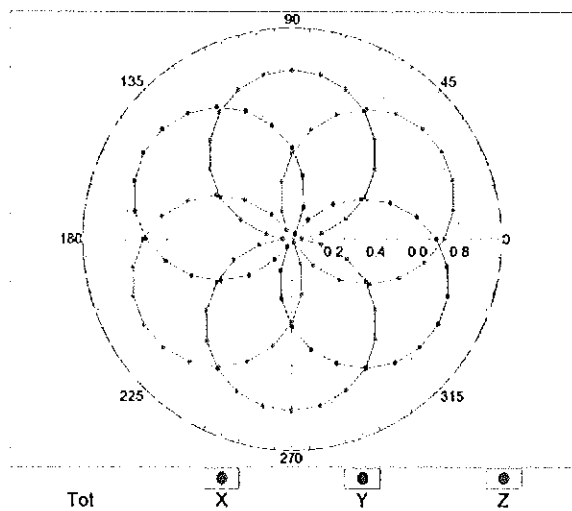
(TEM-Cell:ifi110 EXX, Waveguide: R22)



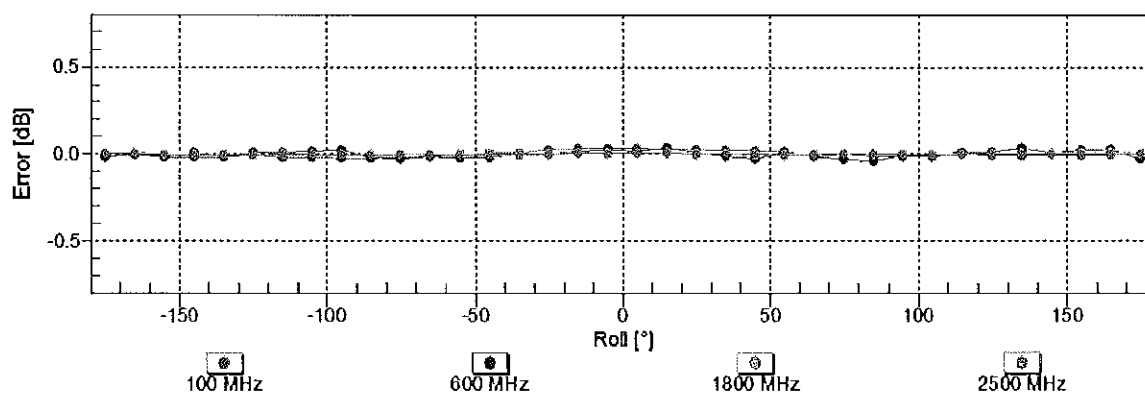
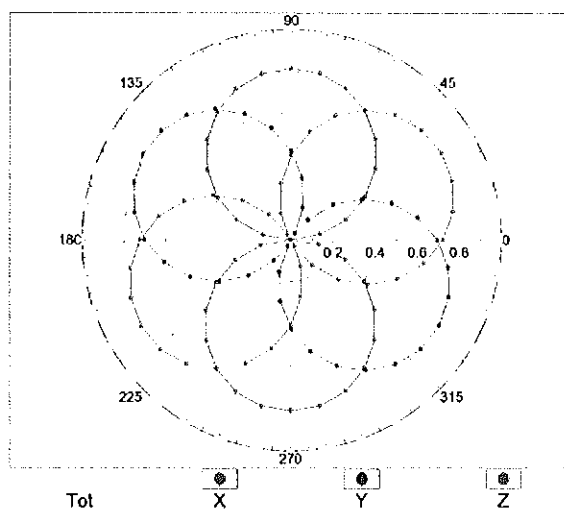
Uncertainty of Frequency Response of E-field:  $\pm 6.3\%$  ( $k=2$ )

## Receiving Pattern ( $\phi$ ), $\theta = 0^\circ$

f=600 MHz,TEM



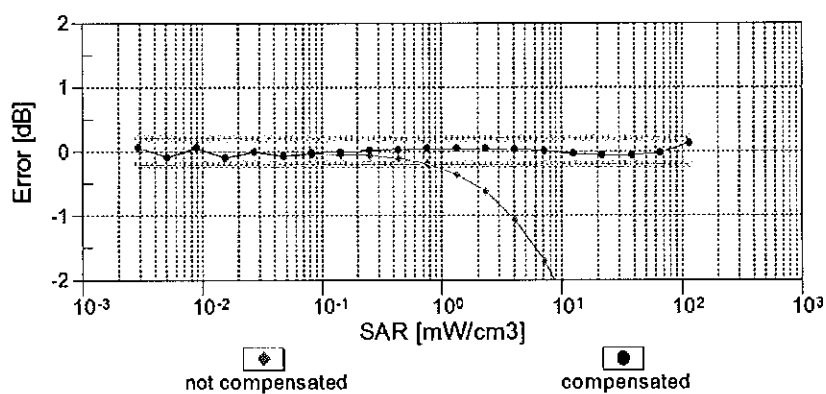
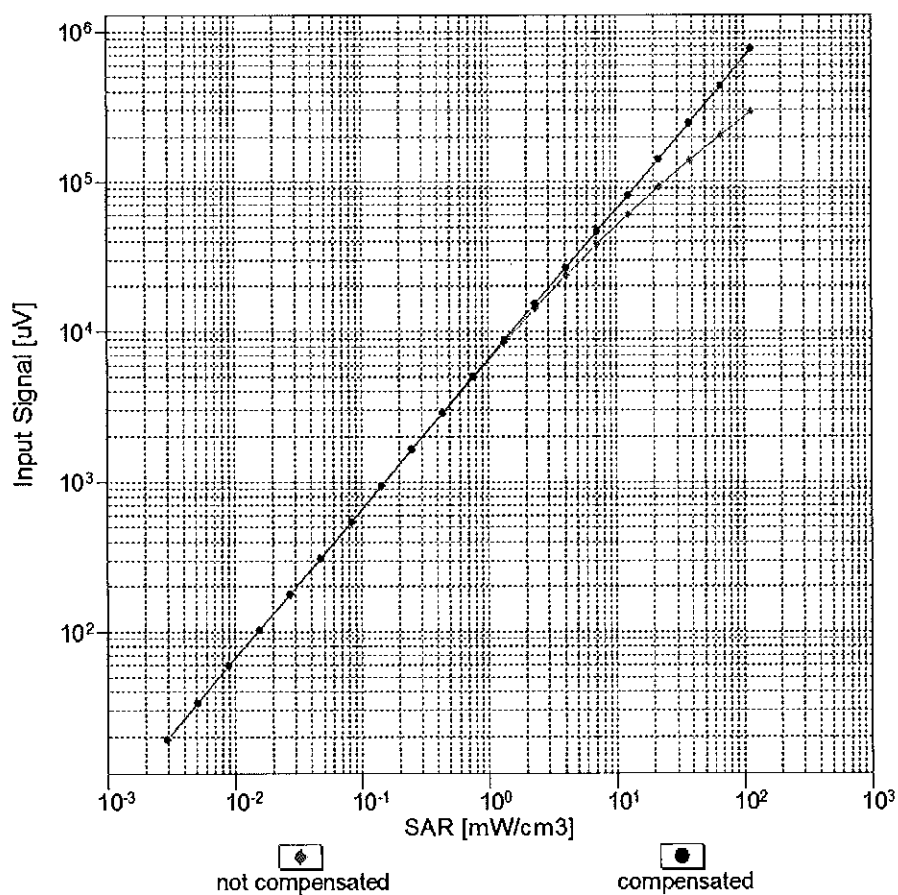
f=1800 MHz,R22



Uncertainty of Axial Isotropy Assessment:  $\pm 0.5\%$  ( $k=2$ )

# Dynamic Range f(SAR<sub>head</sub>)

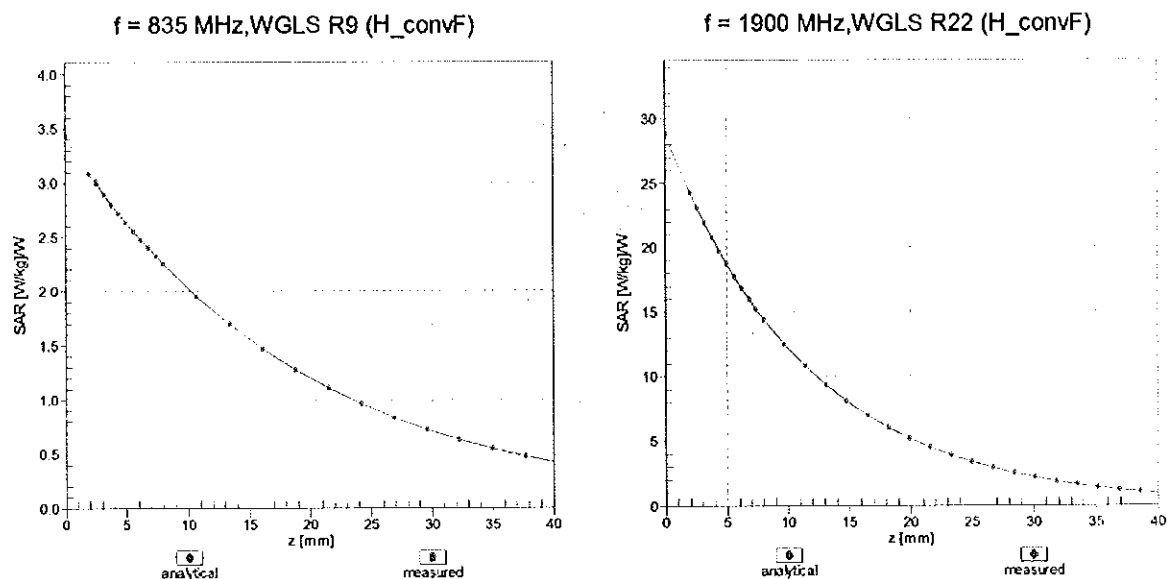
(TEM cell , f<sub>eval</sub>= 1900 MHz)



Uncertainty of Linearity Assessment:  $\pm 0.6\%$  ( $k=2$ )


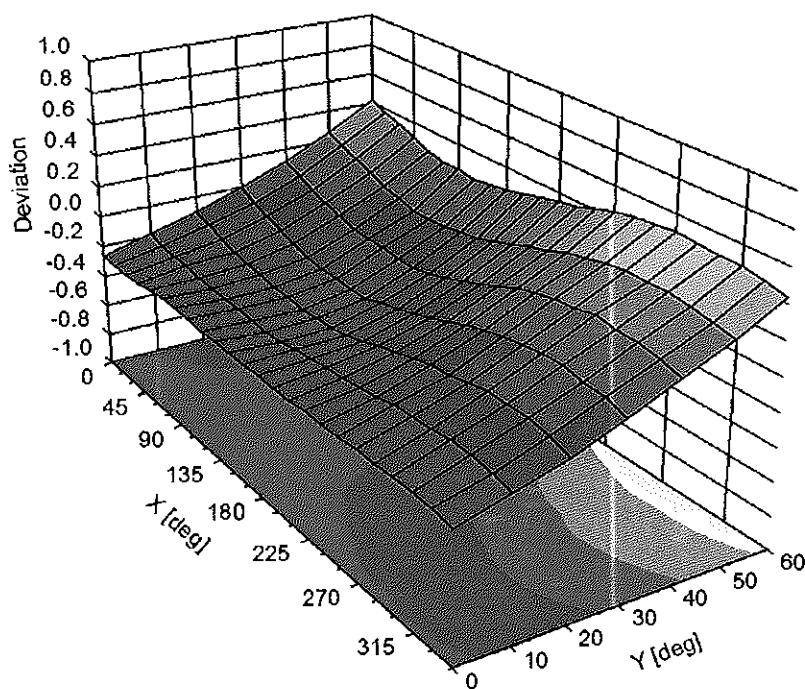


## Conversion Factor Assessment



## Deviation from Isotropy in Liquid

Error ( $\phi, \vartheta$ ),  $f = 900 \text{ MHz}$



Uncertainty of Spherical Isotropy Assessment:  $\pm 2.6\%$  ( $k=2$ )

## DASY/EASY - Parameters of Probe: ES3DV3 - SN:3334

### Other Probe Parameters

|   |            |
|---|------------|
| Sensor Arrangement                            | Triangular |
| Connector Angle (°)                           | 14.8       |
| Mechanical Surface Detection Mode             | enabled    |
| Optical Surface Detection Mode                | disabled   |
| Probe Overall Length                          | 337 mm     |
| Probe Body Diameter                           | 10 mm      |
| Tip Length                                    | 10 mm      |
| Tip Diameter                                  | 4 mm       |
| Probe Tip to Sensor X Calibration Point       | 2 mm       |
| Probe Tip to Sensor Y Calibration Point       | 2 mm       |
| Probe Tip to Sensor Z Calibration Point       | 2 mm       |
| Recommended Measurement Distance from Surface | 3 mm       |

**Appendix: Modulation Calibration Parameters**

| UID           | Communication System Name                     |   | A<br>dB | B<br>dB $\mu$ V | C     | D<br>dB | VR<br>mV | Max<br>Unc <sup>E</sup><br>(k=2) |
|---------------|---|---|---------|-----------------|-------|---------|----------|----------------------------------|
| 0             | CW  | X | 0.00    | 0.00            | 1.00  | 0.00    | 187.7    | $\pm 3.3 \%$                     |
|               |   | Y | 0.00    | 0.00            | 1.00  |         | 186.1    |                                  |
|               |   | Z | 0.00    | 0.00            | 1.00  |         | 182.2    |                                  |
| 10010-<br>CAA | SAR Validation (Square, 100ms, 10ms)          | X | 8.77    | 79.31           | 19.59 | 10.00   | 25.0     | $\pm 9.6 \%$                     |
|               |   | Y | 9.54    | 81.15           | 20.73 |         | 25.0     |                                  |
|               |   | Z | 9.84    | 81.78           | 20.60 |         | 25.0     |                                  |
| 10011-<br>CAB | UMTS-FDD (WCDMA)                              | X | 1.16    | 69.33           | 16.31 | 0.00    | 150.0    | $\pm 9.6 \%$                     |
|               |   | Y | 1.10    | 67.90           | 15.63 |         | 150.0    |                                  |
|               |   | Z | 1.22    | 70.12           | 16.93 |         | 150.0    |                                  |
| 10012-<br>CAB | IEEE 802.11b WiFi 2.4 GHz (DSSS, 1 Mbps)      | X | 1.34    | 65.77           | 16.28 | 0.41    | 150.0    | $\pm 9.6 \%$                     |
|               |   | Y | 1.35    | 65.28           | 15.96 |         | 150.0    |                                  |
|               |   | Z | 1.37    | 65.99           | 16.52 |         | 150.0    |                                  |
| 10013-<br>CAB | IEEE 802.11g WiFi 2.4 GHz (DSSS-OFDM, 6 Mbps) | X | 5.24    | 67.29           | 17.48 | 1.46    | 150.0    | $\pm 9.6 \%$                     |
|               |   | Y | 5.25    | 67.32           | 17.47 |         | 150.0    |                                  |
|               |   | Z | 5.24    | 67.39           | 17.55 |         | 150.0    |                                  |
| 10021-<br>DAB | GSM-FDD (TDMA, GMSK)                          | X | 14.04   | 88.44           | 24.56 | 9.39    | 50.0     | $\pm 9.6 \%$                     |
|               |   | Y | 15.09   | 90.46           | 25.72 |         | 50.0     |                                  |
|               |   | Z | 17.26   | 92.82           | 26.12 |         | 50.0     |                                  |
| 10023-<br>DAB | GPRS-FDD (TDMA, GMSK, TN 0)                   | X | 13.38   | 87.46           | 24.27 | 9.57    | 50.0     | $\pm 9.6 \%$                     |
|               |   | Y | 14.20   | 89.20           | 25.34 |         | 50.0     |                                  |
|               |   | Z | 16.01   | 91.37           | 25.70 |         | 50.0     |                                  |
| 10024-<br>DAB | GPRS-FDD (TDMA, GMSK, TN 0-1)                 | X | 38.05   | 104.88          | 27.91 | 6.56    | 60.0     | $\pm 9.6 \%$                     |
|               |   | Y | 46.94   | 109.69          | 29.75 |         | 60.0     |                                  |
|               |   | Z | 100.00  | 120.75          | 32.11 |         | 60.0     |                                  |
| 10025-<br>DAB | EDGE-FDD (TDMA, 8PSK, TN 0)                   | X | 17.81   | 101.01          | 37.92 | 12.57   | 50.0     | $\pm 9.6 \%$                     |
|               |   | Y | 13.12   | 91.27           | 33.89 |         | 50.0     |                                  |
|               |   | Z | 16.92   | 100.44          | 37.93 |         | 50.0     |                                  |
| 10026-<br>DAB | EDGE-FDD (TDMA, 8PSK, TN 0-1)                 | X | 17.77   | 98.41           | 33.58 | 9.56    | 60.0     | $\pm 9.6 \%$                     |
|               |   | Y | 14.79   | 93.85           | 31.99 |         | 60.0     |                                  |
|               |   | Z | 18.16   | 99.88           | 34.34 |         | 60.0     |                                  |
| 10027-<br>DAB | GPRS-FDD (TDMA, GMSK, TN 0-1-2)               | X | 100.00  | 118.25          | 29.99 | 4.80    | 80.0     | $\pm 9.6 \%$                     |
|               |   | Y | 100.00  | 120.44          | 31.14 |         | 80.0     |                                  |
|               |   | Z | 100.00  | 119.61          | 30.56 |         | 80.0     |                                  |
| 10028-<br>DAB | GPRS-FDD (TDMA, GMSK, TN 0-1-2-3)             | X | 100.00  | 117.97          | 28.98 | 3.55    | 100.0    | $\pm 9.6 \%$                     |
|               |   | Y | 100.00  | 120.46          | 30.24 |         | 100.0    |                                  |
|               |   | Z | 100.00  | 119.89          | 29.81 |         | 100.0    |                                  |
| 10029-<br>DAB | EDGE-FDD (TDMA, 8PSK, TN 0-1-2)               | X | 13.52   | 92.94           | 30.62 | 7.80    | 80.0     | $\pm 9.6 \%$                     |
|               |   | Y | 11.42   | 89.03           | 29.23 |         | 80.0     |                                  |
|               |   | Z | 13.37   | 93.50           | 31.06 |         | 80.0     |                                  |
| 10030-<br>CAA | IEEE 802.15.1 Bluetooth (GFSK, DH1)           | X | 100.00  | 118.21          | 30.35 | 5.30    | 70.0     | $\pm 9.6 \%$                     |
|               |   | Y | 100.00  | 120.20          | 31.41 |         | 70.0     |                                  |
|               |   | Z | 100.00  | 119.30          | 30.79 |         | 70.0     |                                  |
| 10031-<br>CAA | IEEE 802.15.1 Bluetooth (GFSK, DH3)           | X | 100.00  | 118.75          | 27.66 | 1.88    | 100.0    | $\pm 9.6 \%$                     |
|               |   | Y | 100.00  | 121.92          | 29.18 |         | 100.0    |                                  |
|               |   | Z | 100.00  | 122.14          | 29.14 |         | 100.0    |                                  |

|           |   |   |        |        |       |       |       |         |
|-----------|---|---|--------|--------|-------|-------|-------|---------|
| 10032-CAA | IEEE 802.15.1 Bluetooth (GFSK, DH5)                 | X | 100.00 | 122.24 | 27.95 | 1.17  | 100.0 | ± 9.6 % |
|           |   | Y | 100.00 | 126.42 | 29.90 |       | 100.0 |         |
|           |   | Z | 100.00 | 128.02 | 30.44 |       | 100.0 |         |
| 10033-CAA | IEEE 802.15.1 Bluetooth (PI/4-DQPSK, DH1)           | X | 14.25  | 92.44  | 25.75 | 5.30  | 70.0  | ± 9.6 % |
|           |   | Y | 12.48  | 90.39  | 25.26 |       | 70.0  |         |
|           |   | Z | 16.14  | 95.22  | 26.75 |       | 70.0  |         |
| 10034-CAA | IEEE 802.15.1 Bluetooth (PI/4-DQPSK, DH3)           | X | 8.01   | 88.33  | 23.06 | 1.88  | 100.0 | ± 9.6 % |
|           |   | Y | 6.72   | 85.60  | 22.20 |       | 100.0 |         |
|           |   | Z | 9.24   | 90.99  | 24.02 |       | 100.0 |         |
| 10035-CAA | IEEE 802.15.1 Bluetooth (PI/4-DQPSK, DH5)           | X | 4.78   | 82.59  | 20.90 | 1.17  | 100.0 | ± 9.6 % |
|           |   | Y | 4.12   | 80.18  | 20.04 |       | 100.0 |         |
|           |   | Z | 5.37   | 84.73  | 21.75 |       | 100.0 |         |
| 10036-CAA | IEEE 802.15.1 Bluetooth (8-DPSK, DH1)               | X | 16.24  | 94.81  | 26.57 | 5.30  | 70.0  | ± 9.6 % |
|           |   | Y | 14.09  | 92.64  | 26.06 |       | 70.0  |         |
|           |   | Z | 18.84  | 98.03  | 27.68 |       | 70.0  |         |
| 10037-CAA | IEEE 802.15.1 Bluetooth (8-DPSK, DH3)               | X | 7.84   | 88.03  | 22.91 | 1.88  | 100.0 | ± 9.6 % |
|           |   | Y | 6.49   | 85.11  | 21.99 |       | 100.0 |         |
|           |   | Z | 8.95   | 90.55  | 23.84 |       | 100.0 |         |
| 10038-CAA | IEEE 802.15.1 Bluetooth (8-DPSK, DH5)               | X | 5.00   | 83.47  | 21.28 | 1.17  | 100.0 | ± 9.6 % |
|           |   | Y | 4.25   | 80.87  | 20.36 |       | 100.0 |         |
|           |   | Z | 5.60   | 85.62  | 22.13 |       | 100.0 |         |
| 10039-CAB | CDMA2000 (1xRTT, RC1)                               | X | 2.21   | 73.71  | 17.42 | 0.00  | 150.0 | ± 9.6 % |
|           |   | Y | 2.07   | 72.72  | 16.90 |       | 150.0 |         |
|           |   | Z | 2.43   | 75.47  | 18.19 |       | 150.0 |         |
| 10042-CAB | IS-54 / IS-136 FDD (TDMA/FDM, PI/4-DQPSK, Halfrate) | X | 21.10  | 94.61  | 24.99 | 7.78  | 50.0  | ± 9.6 % |
|           |   | Y | 25.53  | 98.75  | 26.74 |       | 50.0  |         |
|           |   | Z | 36.08  | 103.76 | 27.77 |       | 50.0  |         |
| 10044-CAA | IS-91/EIA/TIA-553 FDD (FDMA, FM)                    | X | 0.00   | 112.80 | 5.71  | 0.00  | 150.0 | ± 9.6 % |
|           |   | Y | 0.00   | 96.18  | 0.45  |       | 150.0 |         |
|           |   | Z | 0.00   | 107.58 | 0.68  |       | 150.0 |         |
| 10048-CAA | DECT (TDD, TDMA/FDM, GFSK, Full Slot, 24)           | X | 10.49  | 80.43  | 23.52 | 13.80 | 25.0  | ± 9.6 % |
|           |   | Y | 10.81  | 81.22  | 24.23 |       | 25.0  |         |
|           |   | Z | 11.11  | 82.26  | 24.27 |       | 25.0  |         |
| 10049-CAA | DECT (TDD, TDMA/FDM, GFSK, Double Slot, 12)         | X | 11.49  | 83.98  | 23.46 | 10.79 | 40.0  | ± 9.6 % |
|           |   | Y | 11.98  | 85.23  | 24.35 |       | 40.0  |         |
|           |   | Z | 12.68  | 86.48  | 24.43 |       | 40.0  |         |
| 10056-CAA | UMTS-TDD (TD-SCDMA, 1.28 Mcps)                      | X | 11.65  | 84.59  | 23.99 | 9.03  | 50.0  | ± 9.6 % |
|           |   | Y | 11.36  | 84.29  | 24.10 |       | 50.0  |         |
|           |   | Z | 12.41  | 86.38  | 24.72 |       | 50.0  |         |
| 10058-DAB | EDGE-FDD (TDMA, 8PSK, TN 0-1-2-3)                   | X | 10.62  | 88.69  | 28.41 | 6.55  | 100.0 | ± 9.6 % |
|           |   | Y | 9.13   | 85.32  | 27.18 |       | 100.0 |         |
|           |   | Z | 10.28  | 88.69  | 28.63 |       | 100.0 |         |
| 10059-CAB | IEEE 802.11b WiFi 2.4 GHz (DSSS, 2 Mbps)            | X | 1.56   | 68.30  | 17.46 | 0.61  | 110.0 | ± 9.6 % |
|           |   | Y | 1.54   | 67.48  | 17.02 |       | 110.0 |         |
|           |   | Z | 1.58   | 68.47  | 17.70 |       | 110.0 |         |
| 10060-CAB | IEEE 802.11b WiFi 2.4 GHz (DSSS, 5.5 Mbps)          | X | 100.00 | 129.94 | 33.28 | 1.30  | 110.0 | ± 9.6 % |
|           |   | Y | 82.67  | 128.45 | 33.38 |       | 110.0 |         |
|           |   | Z | 100.00 | 132.52 | 34.47 |       | 110.0 |         |

|           |  |   |       |       |       |      |       |         |
|-----------|--|---|-------|-------|-------|------|-------|---------|
| 10061-CAB | IEEE 802.11b WiFi 2.4 GHz (DSSS, 11 Mbps)      | X | 12.22 | 98.02 | 27.41 | 2.04 | 110.0 | ± 9.6 % |
|           |  | Y | 8.15  | 91.42 | 25.55 |      | 110.0 |         |
|           |  | Z | 12.67 | 99.62 | 28.21 |      | 110.0 |         |
| 10062-CAB | IEEE 802.11a/h WiFi 5 GHz (OFDM, 6 Mbps)       | X | 4.95  | 67.04 | 16.77 | 0.49 | 100.0 | ± 9.6 % |
|           |  | Y | 4.95  | 67.04 | 16.75 |      | 100.0 |         |
|           |  | Z | 4.95  | 67.16 | 16.84 |      | 100.0 |         |
| 10063-CAB | IEEE 802.11a/h WiFi 5 GHz (OFDM, 9 Mbps)       | X | 5.00  | 67.22 | 16.92 | 0.72 | 100.0 | ± 9.6 % |
|           |  | Y | 5.00  | 67.22 | 16.90 |      | 100.0 |         |
|           |  | Z | 5.00  | 67.33 | 16.99 |      | 100.0 |         |
| 10064-CAB | IEEE 802.11a/h WiFi 5 GHz (OFDM, 12 Mbps)      | X | 5.37  | 67.60 | 17.20 | 0.86 | 100.0 | ± 9.6 % |
|           |  | Y | 5.35  | 67.58 | 17.17 |      | 100.0 |         |
|           |  | Z | 5.35  | 67.68 | 17.26 |      | 100.0 |         |
| 10065-CAB | IEEE 802.11a/h WiFi 5 GHz (OFDM, 18 Mbps)      | X | 5.27  | 67.66 | 17.37 | 1.21 | 100.0 | ± 9.6 % |
|           |  | Y | 5.27  | 67.65 | 17.35 |      | 100.0 |         |
|           |  | Z | 5.25  | 67.74 | 17.44 |      | 100.0 |         |
| 10066-CAB | IEEE 802.11a/h WiFi 5 GHz (OFDM, 24 Mbps)      | X | 5.34  | 67.81 | 17.61 | 1.46 | 100.0 | ± 9.6 % |
|           |  | Y | 5.33  | 67.80 | 17.59 |      | 100.0 |         |
|           |  | Z | 5.32  | 67.89 | 17.67 |      | 100.0 |         |
| 10067-CAB | IEEE 802.11a/h WiFi 5 GHz (OFDM, 36 Mbps)      | X | 5.67  | 67.95 | 18.07 | 2.04 | 100.0 | ± 9.6 % |
|           |  | Y | 5.66  | 67.95 | 18.04 |      | 100.0 |         |
|           |  | Z | 5.64  | 68.02 | 18.12 |      | 100.0 |         |
| 10068-CAB | IEEE 802.11a/h WiFi 5 GHz (OFDM, 48 Mbps)      | X | 5.84  | 68.42 | 18.48 | 2.55 | 100.0 | ± 9.6 % |
|           |  | Y | 5.84  | 68.39 | 18.44 |      | 100.0 |         |
|           |  | Z | 5.80  | 68.45 | 18.52 |      | 100.0 |         |
| 10069-CAB | IEEE 802.11a/h WiFi 5 GHz (OFDM, 54 Mbps)      | X | 5.91  | 68.29 | 18.64 | 2.67 | 100.0 | ± 9.6 % |
|           |  | Y | 5.91  | 68.28 | 18.60 |      | 100.0 |         |
|           |  | Z | 5.88  | 68.35 | 18.68 |      | 100.0 |         |
| 10071-CAB | IEEE 802.11g WiFi 2.4 GHz (DSSS/OFDM, 9 Mbps)  | X | 5.40  | 67.57 | 17.88 | 1.99 | 100.0 | ± 9.6 % |
|           |  | Y | 5.42  | 67.58 | 17.87 |      | 100.0 |         |
|           |  | Z | 5.39  | 67.65 | 17.94 |      | 100.0 |         |
| 10072-CAB | IEEE 802.11g WiFi 2.4 GHz (DSSS/OFDM, 12 Mbps) | X | 5.50  | 68.20 | 18.23 | 2.30 | 100.0 | ± 9.6 % |
|           |  | Y | 5.51  | 68.20 | 18.21 |      | 100.0 |         |
|           |  | Z | 5.48  | 68.27 | 18.29 |      | 100.0 |         |
| 10073-CAB | IEEE 802.11g WiFi 2.4 GHz (DSSS/OFDM, 18 Mbps) | X | 5.66  | 68.60 | 18.67 | 2.83 | 100.0 | ± 9.6 % |
|           |  | Y | 5.67  | 68.59 | 18.64 |      | 100.0 |         |
|           |  | Z | 5.63  | 68.66 | 18.73 |      | 100.0 |         |
| 10074-CAB | IEEE 802.11g WiFi 2.4 GHz (DSSS/OFDM, 24 Mbps) | X | 5.71  | 68.74 | 18.97 | 3.30 | 100.0 | ± 9.6 % |
|           |  | Y | 5.72  | 68.71 | 18.92 |      | 100.0 |         |
|           |  | Z | 5.68  | 68.77 | 19.01 |      | 100.0 |         |
| 10075-CAB | IEEE 802.11g WiFi 2.4 GHz (DSSS/OFDM, 36 Mbps) | X | 5.92  | 69.39 | 19.54 | 3.82 | 90.0  | ± 9.6 % |
|           |  | Y | 5.92  | 69.30 | 19.46 |      | 90.0  |         |
|           |  | Z | 5.87  | 69.36 | 19.56 |      | 90.0  |         |
| 10076-CAB | IEEE 802.11g WiFi 2.4 GHz (DSSS/OFDM, 48 Mbps) | X | 5.92  | 69.17 | 19.65 | 4.15 | 90.0  | ± 9.6 % |
|           |  | Y | 5.94  | 69.10 | 19.58 |      | 90.0  |         |
|           |  | Z | 5.88  | 69.15 | 19.67 |      | 90.0  |         |
| 10077-CAB | IEEE 802.11g WiFi 2.4 GHz (DSSS/OFDM, 54 Mbps) | X | 5.96  | 69.26 | 19.75 | 4.30 | 90.0  | ± 9.6 % |
|           |  | Y | 5.98  | 69.19 | 19.68 |      | 90.0  |         |
|           |  | Z | 5.92  | 69.25 | 19.77 |      | 90.0  |         |

|           |   |   |       |        |       |      |       |         |
|-----------|---|---|-------|--------|-------|------|-------|---------|
| 10081-CAB | CDMA2000 (1xRTT, RC3)                               | X | 1.06  | 68.38  | 14.68 | 0.00 | 150.0 | ± 9.6 % |
|           |   | Y | 1.00  | 67.23  | 14.06 |      | 150.0 |         |
|           |   | Z | 1.15  | 69.61  | 15.40 |      | 150.0 |         |
| 10082-CAB | IS-54 / IS-136 FDD (TDMA/FDM, PI/4-DQPSK, Fullrate) | X | 2.58  | 65.03  | 9.90  | 4.77 | 80.0  | ± 9.6 % |
|           |   | Y | 2.69  | 65.68  | 10.51 |      | 80.0  |         |
|           |   | Z | 2.57  | 65.43  | 10.13 |      | 80.0  |         |
| 10090-DAB | GPRS-FDD (TDMA, GMSK, TN 0-4)                       | X | 36.90 | 104.46 | 27.83 | 6.56 | 60.0  | ± 9.6 % |
|           |   | Y | 45.21 | 109.15 | 29.65 |      | 60.0  |         |
|           |   | Z | 94.87 | 120.02 | 31.97 |      | 60.0  |         |
| 10097-CAB | UMTS-FDD (HSDPA)                                    | X | 1.90  | 68.06  | 16.14 | 0.00 | 150.0 | ± 9.6 % |
|           |   | Y | 1.89  | 67.63  | 15.88 |      | 150.0 |         |
|           |   | Z | 1.96  | 68.55  | 16.47 |      | 150.0 |         |
| 10098-CAB | UMTS-FDD (HSUPA, Subtest 2)                         | X | 1.86  | 68.04  | 16.12 | 0.00 | 150.0 | ± 9.6 % |
|           |   | Y | 1.85  | 67.59  | 15.85 |      | 150.0 |         |
|           |   | Z | 1.92  | 68.55  | 16.45 |      | 150.0 |         |
| 10099-DAB | EDGE-FDD (TDMA, 8PSK, TN 0-4)                       | X | 17.69 | 98.25  | 33.53 | 9.56 | 60.0  | ± 9.6 % |
|           |   | Y | 14.75 | 93.74  | 31.95 |      | 60.0  |         |
|           |   | Z | 18.07 | 99.72  | 34.29 |      | 60.0  |         |
| 10100-CAB | LTE-FDD (SC-FDMA, 100% RB, 20 MHz, QPSK)            | X | 3.44  | 71.50  | 17.09 | 0.00 | 150.0 | ± 9.6 % |
|           |   | Y | 3.34  | 70.90  | 16.87 |      | 150.0 |         |
|           |   | Z | 3.49  | 71.85  | 17.37 |      | 150.0 |         |
| 10101-CAB | LTE-FDD (SC-FDMA, 100% RB, 20 MHz, 16-QAM)          | X | 3.45  | 68.24  | 16.24 | 0.00 | 150.0 | ± 9.6 % |
|           |   | Y | 3.42  | 67.96  | 16.11 |      | 150.0 |         |
|           |   | Z | 3.46  | 68.39  | 16.38 |      | 150.0 |         |
| 10102-CAB | LTE-FDD (SC-FDMA, 100% RB, 20 MHz, 64-QAM)          | X | 3.54  | 68.11  | 16.30 | 0.00 | 150.0 | ± 9.6 % |
|           |   | Y | 3.52  | 67.89  | 16.19 |      | 150.0 |         |
|           |   | Z | 3.56  | 68.26  | 16.44 |      | 150.0 |         |
| 10103-CAB | LTE-TDD (SC-FDMA, 100% RB, 20 MHz, QPSK)            | X | 8.66  | 77.35  | 20.84 | 3.98 | 65.0  | ± 9.6 % |
|           |   | Y | 8.46  | 77.01  | 20.81 |      | 65.0  |         |
|           |   | Z | 8.71  | 77.85  | 21.15 |      | 65.0  |         |
| 10104-CAB | LTE-TDD (SC-FDMA, 100% RB, 20 MHz, 16-QAM)          | X | 8.88  | 76.70  | 21.45 | 3.98 | 65.0  | ± 9.6 % |
|           |   | Y | 8.67  | 76.23  | 21.29 |      | 65.0  |         |
|           |   | Z | 8.82  | 76.91  | 21.62 |      | 65.0  |         |
| 10105-CAB | LTE-TDD (SC-FDMA, 100% RB, 20 MHz, 64-QAM)          | X | 8.13  | 74.97  | 20.97 | 3.98 | 65.0  | ± 9.6 % |
|           |   | Y | 7.88  | 74.31  | 20.72 |      | 65.0  |         |
|           |   | Z | 7.92  | 74.75  | 20.95 |      | 65.0  |         |
| 10108-CAC | LTE-FDD (SC-FDMA, 100% RB, 10 MHz, QPSK)            | X | 3.04  | 70.66  | 16.91 | 0.00 | 150.0 | ± 9.6 % |
|           |   | Y | 2.95  | 70.09  | 16.69 |      | 150.0 |         |
|           |   | Z | 3.08  | 70.99  | 17.20 |      | 150.0 |         |
| 10109-CAC | LTE-FDD (SC-FDMA, 100% RB, 10 MHz, 16-QAM)          | X | 3.12  | 68.03  | 16.19 | 0.00 | 150.0 | ± 9.6 % |
|           |   | Y | 3.09  | 67.76  | 16.05 |      | 150.0 |         |
|           |   | Z | 3.14  | 68.21  | 16.35 |      | 150.0 |         |
| 10110-CAC | LTE-FDD (SC-FDMA, 100% RB, 5 MHz, QPSK)             | X | 2.50  | 69.68  | 16.63 | 0.00 | 150.0 | ± 9.6 % |
|           |   | Y | 2.43  | 69.09  | 16.36 |      | 150.0 |         |
|           |   | Z | 2.53  | 70.06  | 16.93 |      | 150.0 |         |
| 10111-CAC | LTE-FDD (SC-FDMA, 100% RB, 5 MHz, 16-QAM)           | X | 2.81  | 68.48  | 16.49 | 0.00 | 150.0 | ± 9.6 % |
|           |   | Y | 2.78  | 68.30  | 16.36 |      | 150.0 |         |
|           |   | Z | 2.84  | 68.81  | 16.69 |      | 150.0 |         |

|           |  |   |      |       |       |      |       |         |
|-----------|--|---|------|-------|-------|------|-------|---------|
| 10112-CAC | LTE-FDD (SC-FDMA, 100% RB, 10 MHz, 64-QAM)     | X | 3.24 | 67.90 | 16.20 | 0.00 | 150.0 | ± 9.6 % |
|           |  | Y | 3.21 | 67.68 | 16.09 |      | 150.0 |         |
|           |  | Z | 3.25 | 68.09 | 16.35 |      | 150.0 |         |
| 10113-CAC | LTE-FDD (SC-FDMA, 100% RB, 5 MHz, 64-QAM)      | X | 2.97 | 68.50 | 16.56 | 0.00 | 150.0 | ± 9.6 % |
|           |  | Y | 2.94 | 68.37 | 16.47 |      | 150.0 |         |
|           |  | Z | 2.99 | 68.82 | 16.76 |      | 150.0 |         |
| 10114-CAB | IEEE 802.11n (HT Greenfield, 13.5 Mbps, BPSK)  | X | 5.29 | 67.41 | 16.51 | 0.00 | 150.0 | ± 9.6 % |
|           |  | Y | 5.28 | 67.36 | 16.48 |      | 150.0 |         |
|           |  | Z | 5.28 | 67.49 | 16.58 |      | 150.0 |         |
| 10115-CAB | IEEE 802.11n (HT Greenfield, 81 Mbps, 16-QAM)  | X | 5.70 | 67.80 | 16.71 | 0.00 | 150.0 | ± 9.6 % |
|           |  | Y | 5.66 | 67.68 | 16.65 |      | 150.0 |         |
|           |  | Z | 5.66 | 67.80 | 16.73 |      | 150.0 |         |
| 10116-CAB | IEEE 802.11n (HT Greenfield, 135 Mbps, 64-QAM) | X | 5.42 | 67.66 | 16.55 | 0.00 | 150.0 | ± 9.6 % |
|           |  | Y | 5.41 | 67.63 | 16.54 |      | 150.0 |         |
|           |  | Z | 5.42 | 67.76 | 16.63 |      | 150.0 |         |
| 10117-CAB | IEEE 802.11n (HT Mixed, 13.5 Mbps, BPSK)       | X | 5.29 | 67.43 | 16.54 | 0.00 | 150.0 | ± 9.6 % |
|           |  | Y | 5.29 | 67.39 | 16.52 |      | 150.0 |         |
|           |  | Z | 5.29 | 67.52 | 16.61 |      | 150.0 |         |
| 10118-CAB | IEEE 802.11n (HT Mixed, 81 Mbps, 16-QAM)       | X | 5.72 | 67.78 | 16.70 | 0.00 | 150.0 | ± 9.6 % |
|           |  | Y | 5.72 | 67.79 | 16.71 |      | 150.0 |         |
|           |  | Z | 5.72 | 67.90 | 16.79 |      | 150.0 |         |
| 10119-CAB | IEEE 802.11n (HT Mixed, 135 Mbps, 64-QAM)      | X | 5.39 | 67.61 | 16.55 | 0.00 | 150.0 | ± 9.6 % |
|           |  | Y | 5.39 | 67.59 | 16.53 |      | 150.0 |         |
|           |  | Z | 5.39 | 67.71 | 16.62 |      | 150.0 |         |
| 10140-CAB | LTE-FDD (SC-FDMA, 100% RB, 15 MHz, 16-QAM)     | X | 3.60 | 68.11 | 16.22 | 0.00 | 150.0 | ± 9.6 % |
|           |  | Y | 3.57 | 67.89 | 16.12 |      | 150.0 |         |
|           |  | Z | 3.61 | 68.26 | 16.36 |      | 150.0 |         |
| 10141-CAB | LTE-FDD (SC-FDMA, 100% RB, 15 MHz, 64-QAM)     | X | 3.71 | 68.11 | 16.35 | 0.00 | 150.0 | ± 9.6 % |
|           |  | Y | 3.69 | 67.93 | 16.26 |      | 150.0 |         |
|           |  | Z | 3.72 | 68.27 | 16.48 |      | 150.0 |         |
| 10142-CAC | LTE-FDD (SC-FDMA, 100% RB, 3 MHz, QPSK)        | X | 2.28 | 69.60 | 16.50 | 0.00 | 150.0 | ± 9.6 % |
|           |  | Y | 2.20 | 69.01 | 16.20 |      | 150.0 |         |
|           |  | Z | 2.31 | 70.09 | 16.82 |      | 150.0 |         |
| 10143-CAC | LTE-FDD (SC-FDMA, 100% RB, 3 MHz, 16-QAM)      | X | 2.70 | 69.15 | 16.46 | 0.00 | 150.0 | ± 9.6 % |
|           |  | Y | 2.67 | 68.99 | 16.31 |      | 150.0 |         |
|           |  | Z | 2.74 | 69.63 | 16.70 |      | 150.0 |         |
| 10144-CAC | LTE-FDD (SC-FDMA, 100% RB, 3 MHz, 64-QAM)      | X | 2.54 | 67.36 | 15.17 | 0.00 | 150.0 | ± 9.6 % |
|           |  | Y | 2.49 | 67.09 | 14.94 |      | 150.0 |         |
|           |  | Z | 2.55 | 67.71 | 15.33 |      | 150.0 |         |
| 10145-CAC | LTE-FDD (SC-FDMA, 100% RB, 1.4 MHz, QPSK)      | X | 1.68 | 68.42 | 14.82 | 0.00 | 150.0 | ± 9.6 % |
|           |  | Y | 1.60 | 67.64 | 14.26 |      | 150.0 |         |
|           |  | Z | 1.72 | 69.05 | 15.06 |      | 150.0 |         |
| 10146-CAC | LTE-FDD (SC-FDMA, 100% RB, 1.4 MHz, 16-QAM)    | X | 4.83 | 77.87 | 18.53 | 0.00 | 150.0 | ± 9.6 % |
|           |  | Y | 3.98 | 75.00 | 17.05 |      | 150.0 |         |
|           |  | Z | 3.89 | 75.00 | 17.12 |      | 150.0 |         |
| 10147-CAC | LTE-FDD (SC-FDMA, 100% RB, 1.4 MHz, 64-QAM)    | X | 6.50 | 82.39 | 20.39 | 0.00 | 150.0 | ± 9.6 % |
|           |  | Y | 5.41 | 79.51 | 18.99 |      | 150.0 |         |
|           |  | Z | 5.09 | 78.98 | 18.85 |      | 150.0 |         |

|           |  |   |      |       |       |      |       |         |
|-----------|--|---|------|-------|-------|------|-------|---------|
| 10149-CAB | LTE-FDD (SC-FDMA, 50% RB, 20 MHz, 16-QAM)  | X | 3.13 | 68.08 | 16.23 | 0.00 | 150.0 | ± 9.6 % |
|           |  | Y | 3.10 | 67.82 | 16.09 |      | 150.0 |         |
|           |  | Z | 3.14 | 68.27 | 16.39 |      | 150.0 |         |
| 10150-CAB | LTE-FDD (SC-FDMA, 50% RB, 20 MHz, 64-QAM)  | X | 3.25 | 67.94 | 16.24 | 0.00 | 150.0 | ± 9.6 % |
|           |  | Y | 3.22 | 67.73 | 16.12 |      | 150.0 |         |
|           |  | Z | 3.26 | 68.13 | 16.39 |      | 150.0 |         |
| 10151-CAB | LTE-TDD (SC-FDMA, 50% RB, 20 MHz, QPSK)    | X | 9.12 | 79.35 | 21.75 | 3.98 | 65.0  | ± 9.6 % |
|           |  | Y | 8.93 | 79.07 | 21.74 |      | 65.0  |         |
|           |  | Z | 9.26 | 80.07 | 22.14 |      | 65.0  |         |
| 10152-CAB | LTE-TDD (SC-FDMA, 50% RB, 20 MHz, 16-QAM)  | X | 8.52 | 76.90 | 21.36 | 3.98 | 65.0  | ± 9.6 % |
|           |  | Y | 8.28 | 76.34 | 21.15 |      | 65.0  |         |
|           |  | Z | 8.47 | 77.14 | 21.53 |      | 65.0  |         |
| 10153-CAB | LTE-TDD (SC-FDMA, 50% RB, 20 MHz, 64-QAM)  | X | 8.83 | 77.49 | 21.93 | 3.98 | 65.0  | ± 9.6 % |
|           |  | Y | 8.62 | 77.01 | 21.76 |      | 65.0  |         |
|           |  | Z | 8.79 | 77.75 | 22.10 |      | 65.0  |         |
| 10154-CAC | LTE-FDD (SC-FDMA, 50% RB, 10 MHz, QPSK)    | X | 2.57 | 70.18 | 16.94 | 0.00 | 150.0 | ± 9.6 % |
|           |  | Y | 2.49 | 69.59 | 16.67 |      | 150.0 |         |
|           |  | Z | 2.60 | 70.55 | 17.23 |      | 150.0 |         |
| 10155-CAC | LTE-FDD (SC-FDMA, 50% RB, 10 MHz, 16-QAM)  | X | 2.81 | 68.47 | 16.49 | 0.00 | 150.0 | ± 9.6 % |
|           |  | Y | 2.78 | 68.29 | 16.36 |      | 150.0 |         |
|           |  | Z | 2.84 | 68.81 | 16.70 |      | 150.0 |         |
| 10156-CAC | LTE-FDD (SC-FDMA, 50% RB, 5 MHz, QPSK)     | X | 2.16 | 69.95 | 16.57 | 0.00 | 150.0 | ± 9.6 % |
|           |  | Y | 2.07 | 69.28 | 16.21 |      | 150.0 |         |
|           |  | Z | 2.20 | 70.51 | 16.91 |      | 150.0 |         |
| 10157-CAC | LTE-FDD (SC-FDMA, 50% RB, 5 MHz, 16-QAM)   | X | 2.38 | 68.05 | 15.40 | 0.00 | 150.0 | ± 9.6 % |
|           |  | Y | 2.33 | 67.74 | 15.13 |      | 150.0 |         |
|           |  | Z | 2.41 | 68.51 | 15.61 |      | 150.0 |         |
| 10158-CAC | LTE-FDD (SC-FDMA, 50% RB, 10 MHz, 64-QAM)  | X | 2.97 | 68.54 | 16.60 | 0.00 | 150.0 | ± 9.6 % |
|           |  | Y | 2.95 | 68.41 | 16.50 |      | 150.0 |         |
|           |  | Z | 2.99 | 68.87 | 16.80 |      | 150.0 |         |
| 10159-CAC | LTE-FDD (SC-FDMA, 50% RB, 5 MHz, 64-QAM)   | X | 2.50 | 68.46 | 15.67 | 0.00 | 150.0 | ± 9.6 % |
|           |  | Y | 2.45 | 68.21 | 15.44 |      | 150.0 |         |
|           |  | Z | 2.53 | 68.95 | 15.89 |      | 150.0 |         |
| 10160-CAB | LTE-FDD (SC-FDMA, 50% RB, 15 MHz, QPSK)    | X | 2.97 | 69.28 | 16.60 | 0.00 | 150.0 | ± 9.6 % |
|           |  | Y | 2.92 | 68.92 | 16.43 |      | 150.0 |         |
|           |  | Z | 3.00 | 69.58 | 16.83 |      | 150.0 |         |
| 10161-CAB | LTE-FDD (SC-FDMA, 50% RB, 15 MHz, 16-QAM)  | X | 3.13 | 67.81 | 16.19 | 0.00 | 150.0 | ± 9.6 % |
|           |  | Y | 3.11 | 67.62 | 16.07 |      | 150.0 |         |
|           |  | Z | 3.15 | 68.02 | 16.34 |      | 150.0 |         |
| 10162-CAB | LTE-FDD (SC-FDMA, 50% RB, 15 MHz, 64-QAM)  | X | 3.23 | 67.81 | 16.23 | 0.00 | 150.0 | ± 9.6 % |
|           |  | Y | 3.21 | 67.66 | 16.13 |      | 150.0 |         |
|           |  | Z | 3.25 | 68.04 | 16.39 |      | 150.0 |         |
| 10166-CAC | LTE-FDD (SC-FDMA, 50% RB, 1.4 MHz, QPSK)   | X | 4.28 | 71.44 | 20.14 | 3.01 | 150.0 | ± 9.6 % |
|           |  | Y | 4.14 | 70.84 | 19.78 |      | 150.0 |         |
|           |  | Z | 4.08 | 70.78 | 19.80 |      | 150.0 |         |
| 10167-CAC | LTE-FDD (SC-FDMA, 50% RB, 1.4 MHz, 16-QAM) | X | 5.82 | 75.47 | 21.02 | 3.01 | 150.0 | ± 9.6 % |
|           |  | Y | 5.49 | 74.58 | 20.57 |      | 150.0 |         |
|           |  | Z | 5.34 | 74.36 | 20.53 |      | 150.0 |         |



|           |  |   |       |        |       |      |       |         |
|-----------|--|---|-------|--------|-------|------|-------|---------|
| 10168-CAC | LTE-FDD (SC-FDMA, 50% RB, 1.4 MHz, 64-QAM) | X | 6.39  | 77.47  | 22.15 | 3.01 | 150.0 | ± 9.6 % |
|           |  | Y | 6.08  | 76.81  | 21.83 |      | 150.0 |         |
|           |  | Z | 5.84  | 76.29  | 21.65 |      | 150.0 |         |
| 10169-CAB | LTE-FDD (SC-FDMA, 1 RB, 20 MHz, QPSK)      | X | 4.38  | 75.00  | 21.59 | 3.01 | 150.0 | ± 9.6 % |
|           |  | Y | 3.97  | 73.13  | 20.72 |      | 150.0 |         |
|           |  | Z | 3.86  | 72.93  | 20.71 |      | 150.0 |         |
| 10170-CAB | LTE-FDD (SC-FDMA, 1 RB, 20 MHz, 16-QAM)    | X | 7.68  | 84.36  | 24.73 | 3.01 | 150.0 | ± 9.6 % |
|           |  | Y | 6.57  | 81.73  | 23.77 |      | 150.0 |         |
|           |  | Z | 6.11  | 80.75  | 23.47 |      | 150.0 |         |
| 10171-AAB | LTE-FDD (SC-FDMA, 1 RB, 20 MHz, 64-QAM)    | X | 5.83  | 78.41  | 21.57 | 3.01 | 150.0 | ± 9.6 % |
|           |  | Y | 5.03  | 75.97  | 20.56 |      | 150.0 |         |
|           |  | Z | 4.85  | 75.79  | 20.60 |      | 150.0 |         |
| 10172-CAB | LTE-TDD (SC-FDMA, 1 RB, 20 MHz, QPSK)      | X | 34.00 | 110.08 | 33.55 | 6.02 | 65.0  | ± 9.6 % |
|           |  | Y | 23.82 | 103.43 | 31.66 |      | 65.0  |         |
|           |  | Z | 27.68 | 107.07 | 32.82 |      | 65.0  |         |
| 10173-CAB | LTE-TDD (SC-FDMA, 1 RB, 20 MHz, 16-QAM)    | X | 32.90 | 104.70 | 30.42 | 6.02 | 65.0  | ± 9.6 % |
|           |  | Y | 28.30 | 102.52 | 29.89 |      | 65.0  |         |
|           |  | Z | 30.73 | 104.44 | 30.45 |      | 65.0  |         |
| 10174-CAB | LTE-TDD (SC-FDMA, 1 RB, 20 MHz, 64-QAM)    | X | 25.83 | 99.19  | 28.36 | 6.02 | 65.0  | ± 9.6 % |
|           |  | Y | 22.98 | 97.66  | 28.00 |      | 65.0  |         |
|           |  | Z | 24.34 | 99.06  | 28.41 |      | 65.0  |         |
| 10175-CAC | LTE-FDD (SC-FDMA, 1 RB, 10 MHz, QPSK)      | X | 4.30  | 74.53  | 21.28 | 3.01 | 150.0 | ± 9.6 % |
|           |  | Y | 3.90  | 72.69  | 20.41 |      | 150.0 |         |
|           |  | Z | 3.80  | 72.54  | 20.44 |      | 150.0 |         |
| 10176-CAC | LTE-FDD (SC-FDMA, 1 RB, 10 MHz, 16-QAM)    | X | 7.70  | 84.38  | 24.74 | 3.01 | 150.0 | ± 9.6 % |
|           |  | Y | 6.58  | 81.76  | 23.78 |      | 150.0 |         |
|           |  | Z | 6.11  | 80.77  | 23.48 |      | 150.0 |         |
| 10177-CAE | LTE-FDD (SC-FDMA, 1 RB, 5 MHz, QPSK)       | X | 4.35  | 74.76  | 21.41 | 3.01 | 150.0 | ± 9.6 % |
|           |  | Y | 3.95  | 72.91  | 20.54 |      | 150.0 |         |
|           |  | Z | 3.84  | 72.73  | 20.55 |      | 150.0 |         |
| 10178-CAC | LTE-FDD (SC-FDMA, 1 RB, 5 MHz, 16-QAM)     | X | 7.52  | 83.92  | 24.54 | 3.01 | 150.0 | ± 9.6 % |
|           |  | Y | 6.44  | 81.32  | 23.58 |      | 150.0 |         |
|           |  | Z | 6.01  | 80.41  | 23.31 |      | 150.0 |         |
| 10179-CAC | LTE-FDD (SC-FDMA, 1 RB, 10 MHz, 64-QAM)    | X | 6.63  | 81.06  | 22.94 | 3.01 | 150.0 | ± 9.6 % |
|           |  | Y | 5.69  | 78.55  | 21.97 |      | 150.0 |         |
|           |  | Z | 5.41  | 78.06  | 21.87 |      | 150.0 |         |
| 10180-CAC | LTE-FDD (SC-FDMA, 1 RB, 5 MHz, 64-QAM)     | X | 5.79  | 78.25  | 21.48 | 3.01 | 150.0 | ± 9.6 % |
|           |  | Y | 4.99  | 75.83  | 20.48 |      | 150.0 |         |
|           |  | Z | 4.83  | 75.67  | 20.53 |      | 150.0 |         |
| 10181-CAB | LTE-FDD (SC-FDMA, 1 RB, 15 MHz, QPSK)      | X | 4.34  | 74.74  | 21.40 | 3.01 | 150.0 | ± 9.6 % |
|           |  | Y | 3.94  | 72.89  | 20.53 |      | 150.0 |         |
|           |  | Z | 3.83  | 72.71  | 20.54 |      | 150.0 |         |
| 10182-CAB | LTE-FDD (SC-FDMA, 1 RB, 15 MHz, 16-QAM)    | X | 7.51  | 83.89  | 24.53 | 3.01 | 150.0 | ± 9.6 % |
|           |  | Y | 6.43  | 81.29  | 23.57 |      | 150.0 |         |
|           |  | Z | 6.00  | 80.39  | 23.30 |      | 150.0 |         |
| 10183-AAA | LTE-FDD (SC-FDMA, 1 RB, 15 MHz, 64-QAM)    | X | 5.78  | 78.22  | 21.47 | 3.01 | 150.0 | ± 9.6 % |
|           |  | Y | 4.98  | 75.80  | 20.47 |      | 150.0 |         |
|           |  | Z | 4.82  | 75.64  | 20.52 |      | 150.0 |         |

|           |   |   |      |       |       |      |       |         |
|-----------|---|---|------|-------|-------|------|-------|---------|
| 10184-CAC | LTE-FDD (SC-FDMA, 1 RB, 3 MHz, QPSK)          | X | 4.36 | 74.79 | 21.43 | 3.01 | 150.0 | ± 9.6 % |
|           |   | Y | 3.95 | 72.94 | 20.56 |      | 150.0 |         |
|           |   | Z | 3.85 | 72.76 | 20.56 |      | 150.0 |         |
| 10185-CAC | LTE-FDD (SC-FDMA, 1 RB, 3 MHz, 16-QAM)        | X | 7.55 | 83.99 | 24.57 | 3.01 | 150.0 | ± 9.6 % |
|           |   | Y | 6.47 | 81.38 | 23.61 |      | 150.0 |         |
|           |   | Z | 6.03 | 80.47 | 23.34 |      | 150.0 |         |
| 10186-AAC | LTE-FDD (SC-FDMA, 1 RB, 3 MHz, 64-QAM)        | X | 5.81 | 78.31 | 21.51 | 3.01 | 150.0 | ± 9.6 % |
|           |   | Y | 5.01 | 75.88 | 20.50 |      | 150.0 |         |
|           |   | Z | 4.84 | 75.72 | 20.55 |      | 150.0 |         |
| 10187-CAC | LTE-FDD (SC-FDMA, 1 RB, 1.4 MHz, QPSK)        | X | 4.37 | 74.83 | 21.47 | 3.01 | 150.0 | ± 9.6 % |
|           |   | Y | 3.96 | 72.98 | 20.60 |      | 150.0 |         |
|           |   | Z | 3.85 | 72.80 | 20.61 |      | 150.0 |         |
| 10188-CAC | LTE-FDD (SC-FDMA, 1 RB, 1.4 MHz, 16-QAM)      | X | 7.95 | 85.05 | 25.06 | 3.01 | 150.0 | ± 9.6 % |
|           |   | Y | 6.80 | 82.42 | 24.11 |      | 150.0 |         |
|           |   | Z | 6.29 | 81.33 | 23.77 |      | 150.0 |         |
| 10189-AAC | LTE-FDD (SC-FDMA, 1 RB, 1.4 MHz, 64-QAM)      | X | 6.01 | 78.95 | 21.85 | 3.01 | 150.0 | ± 9.6 % |
|           |   | Y | 5.17 | 76.49 | 20.84 |      | 150.0 |         |
|           |   | Z | 4.98 | 76.26 | 20.86 |      | 150.0 |         |
| 10193-CAB | IEEE 802.11n (HT Greenfield, 6.5 Mbps, BPSK)  | X | 4.72 | 66.78 | 16.30 | 0.00 | 150.0 | ± 9.6 % |
|           |   | Y | 4.71 | 66.76 | 16.26 |      | 150.0 |         |
|           |   | Z | 4.72 | 66.90 | 16.38 |      | 150.0 |         |
| 10194-CAB | IEEE 802.11n (HT Greenfield, 39 Mbps, 16-QAM) | X | 4.93 | 67.17 | 16.41 | 0.00 | 150.0 | ± 9.6 % |
|           |   | Y | 4.91 | 67.14 | 16.38 |      | 150.0 |         |
|           |   | Z | 4.92 | 67.28 | 16.49 |      | 150.0 |         |
| 10195-CAB | IEEE 802.11n (HT Greenfield, 65 Mbps, 64-QAM) | X | 4.97 | 67.17 | 16.41 | 0.00 | 150.0 | ± 9.6 % |
|           |   | Y | 4.95 | 67.14 | 16.38 |      | 150.0 |         |
|           |   | Z | 4.96 | 67.29 | 16.49 |      | 150.0 |         |
| 10196-CAB | IEEE 802.11n (HT Mixed, 6.5 Mbps, BPSK)       | X | 4.74 | 66.90 | 16.34 | 0.00 | 150.0 | ± 9.6 % |
|           |   | Y | 4.73 | 66.86 | 16.30 |      | 150.0 |         |
|           |   | Z | 4.74 | 67.01 | 16.41 |      | 150.0 |         |
| 10197-CAB | IEEE 802.11n (HT Mixed, 39 Mbps, 16-QAM)      | X | 4.94 | 67.19 | 16.42 | 0.00 | 150.0 | ± 9.6 % |
|           |   | Y | 4.93 | 67.16 | 16.39 |      | 150.0 |         |
|           |   | Z | 4.94 | 67.30 | 16.50 |      | 150.0 |         |
| 10198-CAB | IEEE 802.11n (HT Mixed, 65 Mbps, 64-QAM)      | X | 4.97 | 67.18 | 16.41 | 0.00 | 150.0 | ± 9.6 % |
|           |   | Y | 4.96 | 67.16 | 16.39 |      | 150.0 |         |
|           |   | Z | 4.97 | 67.30 | 16.50 |      | 150.0 |         |
| 10219-CAB | IEEE 802.11n (HT Mixed, 7.2 Mbps, BPSK)       | X | 4.69 | 66.91 | 16.31 | 0.00 | 150.0 | ± 9.6 % |
|           |   | Y | 4.68 | 66.88 | 16.27 |      | 150.0 |         |
|           |   | Z | 4.69 | 67.03 | 16.38 |      | 150.0 |         |
| 10220-CAB | IEEE 802.11n (HT Mixed, 43.3 Mbps, 16-QAM)    | X | 4.95 | 67.19 | 16.42 | 0.00 | 150.0 | ± 9.6 % |
|           |   | Y | 4.93 | 67.15 | 16.39 |      | 150.0 |         |
|           |   | Z | 4.94 | 67.30 | 16.50 |      | 150.0 |         |
| 10221-CAB | IEEE 802.11n (HT Mixed, 72.2 Mbps, 64-QAM)    | X | 4.98 | 67.12 | 16.41 | 0.00 | 150.0 | ± 9.6 % |
|           |   | Y | 4.96 | 67.09 | 16.38 |      | 150.0 |         |
|           |   | Z | 4.97 | 67.24 | 16.49 |      | 150.0 |         |
| 10222-CAB | IEEE 802.11n (HT Mixed, 15 Mbps, BPSK)        | X | 5.28 | 67.46 | 16.55 | 0.00 | 150.0 | ± 9.6 % |
|           |   | Y | 5.27 | 67.41 | 16.52 |      | 150.0 |         |
|           |   | Z | 5.27 | 67.54 | 16.61 |      | 150.0 |         |

|           |   |   |       |        |       |      |       |         |
|-----------|---|---|-------|--------|-------|------|-------|---------|
| 10223-CAB | IEEE 802.11n (HT Mixed, 90 Mbps, 16-QAM)  | X | 5.66  | 67.79  | 16.73 | 0.00 | 150.0 | ± 9.6 % |
|           |   | Y | 5.66  | 67.78  | 16.72 |      | 150.0 |         |
|           |   | Z | 5.66  | 67.89  | 16.81 |      | 150.0 |         |
| 10224-CAB | IEEE 802.11n (HT Mixed, 150 Mbps, 64-QAM) | X | 5.34  | 67.59  | 16.53 | 0.00 | 150.0 | ± 9.6 % |
|           |   | Y | 5.32  | 67.52  | 16.49 |      | 150.0 |         |
|           |   | Z | 5.33  | 67.65  | 16.59 |      | 150.0 |         |
| 10225-CAB | UMTS-FDD (HSPA+)                          | X | 2.98  | 66.36  | 15.75 | 0.00 | 150.0 | ± 9.6 % |
|           |   | Y | 2.97  | 66.26  | 15.63 |      | 150.0 |         |
|           |   | Z | 2.99  | 66.57  | 15.86 |      | 150.0 |         |
| 10226-CAA | LTE-TDD (SC-FDMA, 1 RB, 1.4 MHz, 16-QAM)  | X | 34.49 | 105.68 | 30.78 | 6.02 | 65.0  | ± 9.6 % |
|           |   | Y | 29.79 | 103.57 | 30.28 |      | 65.0  |         |
|           |   | Z | 32.28 | 105.46 | 30.82 |      | 65.0  |         |
| 10227-CAA | LTE-TDD (SC-FDMA, 1 RB, 1.4 MHz, 64-QAM)  | X | 26.80 | 99.98  | 28.68 | 6.02 | 65.0  | ± 9.6 % |
|           |   | Y | 24.57 | 98.96  | 28.48 |      | 65.0  |         |
|           |   | Z | 25.66 | 100.11 | 28.80 |      | 65.0  |         |
| 10228-CAA | LTE-TDD (SC-FDMA, 1 RB, 1.4 MHz, QPSK)    | X | 34.73 | 111.06 | 33.97 | 6.02 | 65.0  | ± 9.6 % |
|           |   | Y | 25.52 | 105.30 | 32.35 |      | 65.0  |         |
|           |   | Z | 30.95 | 109.77 | 33.72 |      | 65.0  |         |
| 10229-CAB | LTE-TDD (SC-FDMA, 1 RB, 3 MHz, 16-QAM)    | X | 32.90 | 104.69 | 30.43 | 6.02 | 65.0  | ± 9.6 % |
|           |   | Y | 28.35 | 102.53 | 29.91 |      | 65.0  |         |
|           |   | Z | 30.75 | 104.44 | 30.46 |      | 65.0  |         |
| 10230-CAB | LTE-TDD (SC-FDMA, 1 RB, 3 MHz, 64-QAM)    | X | 25.79 | 99.22  | 28.39 | 6.02 | 65.0  | ± 9.6 % |
|           |   | Y | 23.57 | 98.14  | 28.17 |      | 65.0  |         |
|           |   | Z | 24.66 | 99.32  | 28.50 |      | 65.0  |         |
| 10231-CAB | LTE-TDD (SC-FDMA, 1 RB, 3 MHz, QPSK)      | X | 33.18 | 110.06 | 33.62 | 6.02 | 65.0  | ± 9.6 % |
|           |   | Y | 24.40 | 104.32 | 31.99 |      | 65.0  |         |
|           |   | Z | 29.56 | 108.76 | 33.36 |      | 65.0  |         |
| 10232-CAB | LTE-TDD (SC-FDMA, 1 RB, 5 MHz, 16-QAM)    | X | 32.89 | 104.69 | 30.43 | 6.02 | 65.0  | ± 9.6 % |
|           |   | Y | 28.33 | 102.53 | 29.90 |      | 65.0  |         |
|           |   | Z | 30.74 | 104.44 | 30.46 |      | 65.0  |         |
| 10233-CAB | LTE-TDD (SC-FDMA, 1 RB, 5 MHz, 64-QAM)    | X | 25.82 | 99.25  | 28.40 | 6.02 | 65.0  | ± 9.6 % |
|           |   | Y | 23.57 | 98.15  | 28.17 |      | 65.0  |         |
|           |   | Z | 24.67 | 99.34  | 28.51 |      | 65.0  |         |
| 10234-CAB | LTE-TDD (SC-FDMA, 1 RB, 5 MHz, QPSK)      | X | 31.54 | 108.89 | 33.19 | 6.02 | 65.0  | ± 9.6 % |
|           |   | Y | 23.30 | 103.27 | 31.58 |      | 65.0  |         |
|           |   | Z | 28.13 | 107.61 | 32.94 |      | 65.0  |         |
| 10235-CAB | LTE-TDD (SC-FDMA, 1 RB, 10 MHz, 16-QAM)   | X | 32.98 | 104.76 | 30.45 | 6.02 | 65.0  | ± 9.6 % |
|           |   | Y | 28.39 | 102.58 | 29.92 |      | 65.0  |         |
|           |   | Z | 30.82 | 104.50 | 30.48 |      | 65.0  |         |
| 10236-CAB | LTE-TDD (SC-FDMA, 1 RB, 10 MHz, 64-QAM)   | X | 26.00 | 99.35  | 28.43 | 6.02 | 65.0  | ± 9.6 % |
|           |   | Y | 23.73 | 98.25  | 28.20 |      | 65.0  |         |
|           |   | Z | 24.86 | 99.45  | 28.54 |      | 65.0  |         |
| 10237-CAB | LTE-TDD (SC-FDMA, 1 RB, 10 MHz, QPSK)     | X | 33.51 | 110.27 | 33.67 | 6.02 | 65.0  | ± 9.6 % |
|           |   | Y | 24.55 | 104.47 | 32.03 |      | 65.0  |         |
|           |   | Z | 29.82 | 108.95 | 33.42 |      | 65.0  |         |
| 10238-CAB | LTE-TDD (SC-FDMA, 1 RB, 15 MHz, 16-QAM)   | X | 32.92 | 104.72 | 30.43 | 6.02 | 65.0  | ± 9.6 % |
|           |   | Y | 28.33 | 102.54 | 29.91 |      | 65.0  |         |
|           |   | Z | 30.76 | 104.46 | 30.46 |      | 65.0  |         |

|           |  |   |       |        |       |      |      |         |
|-----------|--|---|-------|--------|-------|------|------|---------|
| 10239-CAB | LTE-TDD (SC-FDMA, 1 RB, 15 MHz, 64-QAM)    | X | 25.84 | 99.28  | 28.41 | 6.02 | 65.0 | ± 9.6 % |
|           |  | Y | 23.57 | 98.17  | 28.18 |      | 65.0 |         |
|           |  | Z | 24.68 | 99.36  | 28.51 |      | 65.0 |         |
| 10240-CAB | LTE-TDD (SC-FDMA, 1 RB, 15 MHz, QPSK)      | X | 33.41 | 110.22 | 33.66 | 6.02 | 65.0 | ± 9.6 % |
|           |  | Y | 24.49 | 104.42 | 32.01 |      | 65.0 |         |
|           |  | Z | 29.73 | 108.90 | 33.40 |      | 65.0 |         |
| 10241-CAA | LTE-TDD (SC-FDMA, 50% RB, 1.4 MHz, 16-QAM) | X | 13.87 | 87.85  | 27.97 | 6.98 | 65.0 | ± 9.6 % |
|           |  | Y | 12.90 | 86.30  | 27.27 |      | 65.0 |         |
|           |  | Z | 13.00 | 86.99  | 27.62 |      | 65.0 |         |
| 10242-CAA | LTE-TDD (SC-FDMA, 50% RB, 1.4 MHz, 64-QAM) | X | 13.03 | 86.40  | 27.33 | 6.98 | 65.0 | ± 9.6 % |
|           |  | Y | 12.04 | 84.70  | 26.56 |      | 65.0 |         |
|           |  | Z | 12.01 | 85.17  | 26.83 |      | 65.0 |         |
| 10243-CAA | LTE-TDD (SC-FDMA, 50% RB, 1.4 MHz, QPSK)   | X | 10.68 | 84.11  | 27.32 | 6.98 | 65.0 | ± 9.6 % |
|           |  | Y | 9.82  | 82.05  | 26.33 |      | 65.0 |         |
|           |  | Z | 9.82  | 82.65  | 26.70 |      | 65.0 |         |
| 10244-CAB | LTE-TDD (SC-FDMA, 50% RB, 3 MHz, 16-QAM)   | X | 10.69 | 81.99  | 22.20 | 3.98 | 65.0 | ± 9.6 % |
|           |  | Y | 10.07 | 80.96  | 21.68 |      | 65.0 |         |
|           |  | Z | 10.02 | 81.14  | 21.69 |      | 65.0 |         |
| 10245-CAB | LTE-TDD (SC-FDMA, 50% RB, 3 MHz, 64-QAM)   | X | 10.57 | 81.58  | 22.00 | 3.98 | 65.0 | ± 9.6 % |
|           |  | Y | 9.98  | 80.56  | 21.49 |      | 65.0 |         |
|           |  | Z | 9.91  | 80.72  | 21.49 |      | 65.0 |         |
| 10246-CAB | LTE-TDD (SC-FDMA, 50% RB, 3 MHz, QPSK)     | X | 9.29  | 82.24  | 22.05 | 3.98 | 65.0 | ± 9.6 % |
|           |  | Y | 8.84  | 81.48  | 21.78 |      | 65.0 |         |
|           |  | Z | 9.57  | 83.17  | 22.39 |      | 65.0 |         |
| 10247-CAB | LTE-TDD (SC-FDMA, 50% RB, 5 MHz, 16-QAM)   | X | 8.07  | 77.79  | 20.87 | 3.98 | 65.0 | ± 9.6 % |
|           |  | Y | 7.81  | 77.20  | 20.60 |      | 65.0 |         |
|           |  | Z | 8.04  | 78.08  | 20.96 |      | 65.0 |         |
| 10248-CAB | LTE-TDD (SC-FDMA, 50% RB, 5 MHz, 64-QAM)   | X | 8.11  | 77.42  | 20.72 | 3.98 | 65.0 | ± 9.6 % |
|           |  | Y | 7.83  | 76.80  | 20.42 |      | 65.0 |         |
|           |  | Z | 8.05  | 77.65  | 20.78 |      | 65.0 |         |
| 10249-CAB | LTE-TDD (SC-FDMA, 50% RB, 5 MHz, QPSK)     | X | 9.78  | 83.07  | 22.80 | 3.98 | 65.0 | ± 9.6 % |
|           |  | Y | 9.36  | 82.41  | 22.61 |      | 65.0 |         |
|           |  | Z | 10.14 | 84.18  | 23.26 |      | 65.0 |         |
| 10250-CAB | LTE-TDD (SC-FDMA, 50% RB, 10 MHz, 16-QAM)  | X | 8.72  | 78.97  | 22.30 | 3.98 | 65.0 | ± 9.6 % |
|           |  | Y | 8.48  | 78.45  | 22.12 |      | 65.0 |         |
|           |  | Z | 8.71  | 79.35  | 22.51 |      | 65.0 |         |
| 10251-CAB | LTE-TDD (SC-FDMA, 50% RB, 10 MHz, 64-QAM)  | X | 8.36  | 77.15  | 21.34 | 3.98 | 65.0 | ± 9.6 % |
|           |  | Y | 8.13  | 76.62  | 21.11 |      | 65.0 |         |
|           |  | Z | 8.33  | 77.46  | 21.50 |      | 65.0 |         |
| 10252-CAB | LTE-TDD (SC-FDMA, 50% RB, 10 MHz, QPSK)    | X | 9.59  | 81.92  | 22.81 | 3.98 | 65.0 | ± 9.6 % |
|           |  | Y | 9.28  | 81.44  | 22.73 |      | 65.0 |         |
|           |  | Z | 9.85  | 82.90  | 23.29 |      | 65.0 |         |
| 10253-CAB | LTE-TDD (SC-FDMA, 50% RB, 15 MHz, 16-QAM)  | X | 8.31  | 76.36  | 21.21 | 3.98 | 65.0 | ± 9.6 % |
|           |  | Y | 8.09  | 75.81  | 20.99 |      | 65.0 |         |
|           |  | Z | 8.25  | 76.57  | 21.35 |      | 65.0 |         |
| 10254-CAB | LTE-TDD (SC-FDMA, 50% RB, 15 MHz, 64-QAM)  | X | 8.64  | 76.97  | 21.75 | 3.98 | 65.0 | ± 9.6 % |
|           |  | Y | 8.44  | 76.49  | 21.55 |      | 65.0 |         |
|           |  | Z | 8.59  | 77.21  | 21.89 |      | 65.0 |         |

|           |   |   |       |       |       |      |      |         |
|-----------|---|---|-------|-------|-------|------|------|---------|
| 10255-CAB | LTE-TDD (SC-FDMA, 50% RB, 15 MHz, QPSK)     | X | 8.88  | 79.09 | 21.89 | 3.98 | 65.0 | ± 9.6 % |
|           |   | Y | 8.67  | 78.72 | 21.83 |      | 65.0 |         |
|           |   | Z | 8.98  | 79.73 | 22.24 |      | 65.0 |         |
| 10256-CAA | LTE-TDD (SC-FDMA, 100% RB, 1.4 MHz, 16-QAM) | X | 10.07 | 80.79 | 21.11 | 3.98 | 65.0 | ± 9.6 % |
|           |   | Y | 9.36  | 79.53 | 20.48 |      | 65.0 |         |
|           |   | Z | 9.27  | 79.61 | 20.43 |      | 65.0 |         |
| 10257-CAA | LTE-TDD (SC-FDMA, 100% RB, 1.4 MHz, 64-QAM) | X | 9.93  | 80.22 | 20.83 | 3.98 | 65.0 | ± 9.6 % |
|           |   | Y | 9.22  | 78.95 | 20.18 |      | 65.0 |         |
|           |   | Z | 9.12  | 79.01 | 20.13 |      | 65.0 |         |
| 10258-CAA | LTE-TDD (SC-FDMA, 100% RB, 1.4 MHz, QPSK)   | X | 8.66  | 80.91 | 21.13 | 3.98 | 65.0 | ± 9.6 % |
|           |   | Y | 8.13  | 79.89 | 20.72 |      | 65.0 |         |
|           |   | Z | 8.71  | 81.36 | 21.24 |      | 65.0 |         |
| 10259-CAB | LTE-TDD (SC-FDMA, 100% RB, 3 MHz, 16-QAM)   | X | 8.32  | 78.14 | 21.35 | 3.98 | 65.0 | ± 9.6 % |
|           |   | Y | 8.07  | 77.59 | 21.11 |      | 65.0 |         |
|           |   | Z | 8.30  | 78.48 | 21.48 |      | 65.0 |         |
| 10260-CAB | LTE-TDD (SC-FDMA, 100% RB, 3 MHz, 64-QAM)   | X | 8.37  | 77.96 | 21.30 | 3.98 | 65.0 | ± 9.6 % |
|           |   | Y | 8.11  | 77.40 | 21.05 |      | 65.0 |         |
|           |   | Z | 8.33  | 78.25 | 21.41 |      | 65.0 |         |
| 10261-CAB | LTE-TDD (SC-FDMA, 100% RB, 3 MHz, QPSK)     | X | 9.44  | 82.16 | 22.69 | 3.98 | 65.0 | ± 9.6 % |
|           |   | Y | 9.05  | 81.51 | 22.50 |      | 65.0 |         |
|           |   | Z | 9.69  | 83.12 | 23.12 |      | 65.0 |         |
| 10262-CAB | LTE-TDD (SC-FDMA, 100% RB, 5 MHz, 16-QAM)   | X | 8.72  | 78.94 | 22.28 | 3.98 | 65.0 | ± 9.6 % |
|           |   | Y | 8.47  | 78.42 | 22.09 |      | 65.0 |         |
|           |   | Z | 8.71  | 79.32 | 22.48 |      | 65.0 |         |
| 10263-CAB | LTE-TDD (SC-FDMA, 100% RB, 5 MHz, 64-QAM)   | X | 8.36  | 77.16 | 21.34 | 3.98 | 65.0 | ± 9.6 % |
|           |   | Y | 8.13  | 76.62 | 21.11 |      | 65.0 |         |
|           |   | Z | 8.33  | 77.46 | 21.50 |      | 65.0 |         |
| 10264-CAB | LTE-TDD (SC-FDMA, 100% RB, 5 MHz, QPSK)     | X | 9.55  | 81.82 | 22.76 | 3.98 | 65.0 | ± 9.6 % |
|           |   | Y | 9.23  | 81.33 | 22.67 |      | 65.0 |         |
|           |   | Z | 9.80  | 82.79 | 23.23 |      | 65.0 |         |
| 10265-CAB | LTE-TDD (SC-FDMA, 100% RB, 10 MHz, 16-QAM)  | X | 8.52  | 76.91 | 21.37 | 3.98 | 65.0 | ± 9.6 % |
|           |   | Y | 8.28  | 76.34 | 21.16 |      | 65.0 |         |
|           |   | Z | 8.46  | 77.15 | 21.54 |      | 65.0 |         |
| 10266-CAB | LTE-TDD (SC-FDMA, 100% RB, 10 MHz, 64-QAM)  | X | 8.84  | 77.48 | 21.92 | 3.98 | 65.0 | ± 9.6 % |
|           |   | Y | 8.62  | 77.01 | 21.75 |      | 65.0 |         |
|           |   | Z | 8.79  | 77.75 | 22.10 |      | 65.0 |         |
| 10267-CAB | LTE-TDD (SC-FDMA, 100% RB, 10 MHz, QPSK)    | X | 9.11  | 79.33 | 21.73 | 3.98 | 65.0 | ± 9.6 % |
|           |   | Y | 8.91  | 79.04 | 21.73 |      | 65.0 |         |
|           |   | Z | 9.25  | 80.04 | 22.13 |      | 65.0 |         |
| 10268-CAB | LTE-TDD (SC-FDMA, 100% RB, 15 MHz, 16-QAM)  | X | 8.95  | 76.40 | 21.47 | 3.98 | 65.0 | ± 9.6 % |
|           |   | Y | 8.77  | 75.99 | 21.33 |      | 65.0 |         |
|           |   | Z | 8.89  | 76.60 | 21.62 |      | 65.0 |         |
| 10269-CAB | LTE-TDD (SC-FDMA, 100% RB, 15 MHz, 64-QAM)  | X | 8.88  | 76.03 | 21.40 | 3.98 | 65.0 | ± 9.6 % |
|           |   | Y | 8.71  | 75.62 | 21.25 |      | 65.0 |         |
|           |   | Z | 8.81  | 76.21 | 21.54 |      | 65.0 |         |
| 10270-CAB | LTE-TDD (SC-FDMA, 100% RB, 15 MHz, QPSK)    | X | 8.82  | 77.21 | 21.03 | 3.98 | 65.0 | ± 9.6 % |
|           |   | Y | 8.69  | 77.00 | 21.04 |      | 65.0 |         |
|           |   | Z | 8.86  | 77.65 | 21.31 |      | 65.0 |         |

|           |  |   |       |       |       |      |       |         |
|-----------|--|---|-------|-------|-------|------|-------|---------|
| 10274-CAB | UMTS-FDD (HSUPA, Subtest 5, 3GPP Rel8.10)                          | X | 2.68  | 66.55 | 15.56 | 0.00 | 150.0 | ± 9.6 % |
|           |  | Y | 2.68  | 66.43 | 15.43 |      | 150.0 |         |
|           |  | Z | 2.71  | 66.85 | 15.73 |      | 150.0 |         |
| 10275-CAB | UMTS-FDD (HSUPA, Subtest 5, 3GPP Rel8.4)                           | X | 1.76  | 69.02 | 16.21 | 0.00 | 150.0 | ± 9.6 % |
|           |  | Y | 1.71  | 68.23 | 15.83 |      | 150.0 |         |
|           |  | Z | 1.82  | 69.57 | 16.62 |      | 150.0 |         |
| 10277-CAA | PHS (QPSK)   | X | 6.62  | 71.52 | 15.81 | 9.03 | 50.0  | ± 9.6 % |
|           |  | Y | 6.77  | 71.96 | 16.20 |      | 50.0  |         |
|           |  | Z | 6.48  | 71.54 | 15.70 |      | 50.0  |         |
| 10278-CAA | PHS (QPSK, BW 884MHz, Rolloff 0.5)                                 | X | 9.81  | 80.35 | 21.62 | 9.03 | 50.0  | ± 9.6 % |
|           |  | Y | 9.58  | 79.96 | 21.62 |      | 50.0  |         |
|           |  | Z | 9.84  | 80.82 | 21.76 |      | 50.0  |         |
| 10279-CAA | PHS (QPSK, BW 884MHz, Rolloff 0.38)                                | X | 10.00 | 80.57 | 21.71 | 9.03 | 50.0  | ± 9.6 % |
|           |  | Y | 9.73  | 80.14 | 21.69 |      | 50.0  |         |
|           |  | Z | 10.02 | 81.03 | 21.84 |      | 50.0  |         |
| 10290-AAB | CDMA2000, RC1, SO55, Full Rate                                     | X | 1.82  | 70.77 | 15.90 | 0.00 | 150.0 | ± 9.6 % |
|           |  | Y | 1.72  | 69.89 | 15.40 |      | 150.0 |         |
|           |  | Z | 1.95  | 72.06 | 16.51 |      | 150.0 |         |
| 10291-AAB | CDMA2000, RC3, SO55, Full Rate                                     | X | 1.03  | 68.06 | 14.52 | 0.00 | 150.0 | ± 9.6 % |
|           |  | Y | 0.98  | 66.97 | 13.92 |      | 150.0 |         |
|           |  | Z | 1.11  | 69.26 | 15.22 |      | 150.0 |         |
| 10292-AAB | CDMA2000, RC3, SO32, Full Rate                                     | X | 1.32  | 72.62 | 17.03 | 0.00 | 150.0 | ± 9.6 % |
|           |  | Y | 1.20  | 70.85 | 16.19 |      | 150.0 |         |
|           |  | Z | 1.50  | 74.78 | 18.11 |      | 150.0 |         |
| 10293-AAB | CDMA2000, RC3, SO3, Full Rate                                      | X | 1.86  | 78.12 | 19.78 | 0.00 | 150.0 | ± 9.6 % |
|           |  | Y | 1.66  | 75.88 | 18.82 |      | 150.0 |         |
|           |  | Z | 2.25  | 81.38 | 21.19 |      | 150.0 |         |
| 10295-AAB | CDMA2000, RC1, SO3, 1/8th Rate 25 fr.                              | X | 10.17 | 82.01 | 23.87 | 9.03 | 50.0  | ± 9.6 % |
|           |  | Y | 10.08 | 81.64 | 23.75 |      | 50.0  |         |
|           |  | Z | 10.46 | 83.00 | 24.26 |      | 50.0  |         |
| 10297-AAA | LTE-FDD (SC-FDMA, 50% RB, 20 MHz, QPSK)                            | X | 3.06  | 70.75 | 16.98 | 0.00 | 150.0 | ± 9.6 % |
|           |  | Y | 2.97  | 70.19 | 16.76 |      | 150.0 |         |
|           |  | Z | 3.09  | 71.09 | 17.26 |      | 150.0 |         |
| 10298-AAB | LTE-FDD (SC-FDMA, 50% RB, 3 MHz, QPSK)                             | X | 1.94  | 69.59 | 15.88 | 0.00 | 150.0 | ± 9.6 % |
|           |  | Y | 1.86  | 68.90 | 15.44 |      | 150.0 |         |
|           |  | Z | 2.00  | 70.30 | 16.23 |      | 150.0 |         |
| 10299-AAB | LTE-FDD (SC-FDMA, 50% RB, 3 MHz, 16-QAM)                           | X | 4.90  | 77.67 | 19.07 | 0.00 | 150.0 | ± 9.6 % |
|           |  | Y | 4.30  | 75.67 | 18.00 |      | 150.0 |         |
|           |  | Z | 4.17  | 75.58 | 18.03 |      | 150.0 |         |
| 10300-AAB | LTE-FDD (SC-FDMA, 50% RB, 3 MHz, 64-QAM)                           | X | 3.47  | 71.44 | 15.80 | 0.00 | 150.0 | ± 9.6 % |
|           |  | Y | 3.06  | 69.68 | 14.73 |      | 150.0 |         |
|           |  | Z | 3.03  | 69.87 | 14.88 |      | 150.0 |         |
| 10301-AAA | IEEE 802.16e WiMAX (29:18, 5ms, 10MHz, QPSK, PUSC)                 | X | 6.02  | 68.68 | 19.11 | 4.17 | 80.0  | ± 9.6 % |
|           |  | Y | 5.98  | 68.44 | 18.86 |      | 80.0  |         |
|           |  | Z | 5.95  | 68.58 | 19.03 |      | 80.0  |         |
| 10302-AAA | IEEE 802.16e WiMAX (29:18, 5ms, 10MHz, QPSK, PUSC, 3 CTRL symbols) | X | 6.59  | 69.62 | 20.04 | 4.96 | 80.0  | ± 9.6 % |
|           |  | Y | 6.48  | 69.09 | 19.63 |      | 80.0  |         |
|           |  | Z | 6.53  | 69.66 | 20.05 |      | 80.0  |         |

|           |   |   |       |       |       |       |       |         |
|-----------|---|---|-------|-------|-------|-------|-------|---------|
| 10303-AAA | IEEE 802.16e WiMAX (31:15, 5ms, 10MHz, 64QAM, PUSC)                 | X | 6.50  | 69.94 | 20.23 | 4.96  | 80.0  | ± 9.6 % |
|           |   | Y | 6.37  | 69.29 | 19.74 |       | 80.0  |         |
|           |   | Z | 6.43  | 69.92 | 20.21 |       | 80.0  |         |
| 10304-AAA | IEEE 802.16e WiMAX (29:18, 5ms, 10MHz, 64QAM, PUSC)                 | X | 6.04  | 68.91 | 19.25 | 4.17  | 80.0  | ± 9.6 % |
|           |   | Y | 5.94  | 68.42 | 18.86 |       | 80.0  |         |
|           |   | Z | 5.99  | 68.95 | 19.25 |       | 80.0  |         |
| 10305-AAA | IEEE 802.16e WiMAX (31:15, 10ms, 10MHz, 64QAM, PUSC, 15 symbols)    | X | 8.62  | 79.07 | 24.92 | 6.02  | 50.0  | ± 9.6 % |
|           |   | Y | 11.34 | 86.21 | 27.91 |       | 50.0  |         |
|           |   | Z | 8.42  | 78.75 | 24.71 |       | 50.0  |         |
| 10306-AAA | IEEE 802.16e WiMAX (29:18, 10ms, 10MHz, 64QAM, PUSC, 18 symbols)    | X | 7.30  | 73.86 | 22.83 | 6.02  | 50.0  | ± 9.6 % |
|           |   | Y | 6.99  | 72.41 | 21.84 |       | 50.0  |         |
|           |   | Z | 7.19  | 73.72 | 22.72 |       | 50.0  |         |
| 10307-AAA | IEEE 802.16e WiMAX (29:18, 10ms, 10MHz, QPSK, PUSC, 18 symbols)     | X | 7.53  | 74.88 | 23.08 | 6.02  | 50.0  | ± 9.6 % |
|           |   | Y | 7.13  | 73.19 | 22.00 |       | 50.0  |         |
|           |   | Z | 7.41  | 74.71 | 22.96 |       | 50.0  |         |
| 10308-AAA | IEEE 802.16e WiMAX (29:18, 10ms, 10MHz, 16QAM, PUSC)                | X | 7.64  | 75.45 | 23.34 | 6.02  | 50.0  | ± 9.6 % |
|           |   | Y | 7.20  | 73.62 | 22.20 |       | 50.0  |         |
|           |   | Z | 7.51  | 75.27 | 23.22 |       | 50.0  |         |
| 10309-AAA | IEEE 802.16e WiMAX (29:18, 10ms, 10MHz, 16QAM, AMC 2x3, 18 symbols) | X | 7.44  | 74.18 | 22.99 | 6.02  | 50.0  | ± 9.6 % |
|           |   | Y | 7.11  | 72.71 | 22.00 |       | 50.0  |         |
|           |   | Z | 7.33  | 74.08 | 22.90 |       | 50.0  |         |
| 10310-AAA | IEEE 802.16e WiMAX (29:18, 10ms, 10MHz, QPSK, AMC 2x3, 18 symbols)  | X | 7.36  | 74.18 | 22.87 | 6.02  | 50.0  | ± 9.6 % |
|           |   | Y | 7.02  | 72.66 | 21.86 |       | 50.0  |         |
|           |   | Z | 7.24  | 74.05 | 22.76 |       | 50.0  |         |
| 10311-AAA | LTE-FDD (SC-FDMA, 100% RB, 15 MHz, QPSK)                            | X | 3.41  | 70.03 | 16.61 | 0.00  | 150.0 | ± 9.6 % |
|           |   | Y | 3.32  | 69.51 | 16.42 |       | 150.0 |         |
|           |   | Z | 3.45  | 70.34 | 16.87 |       | 150.0 |         |
| 10313-AAA | IDEN 1:3  | X | 7.37  | 77.22 | 18.46 | 6.99  | 70.0  | ± 9.6 % |
|           |   | Y | 7.49  | 77.91 | 19.05 |       | 70.0  |         |
|           |   | Z | 7.96  | 79.06 | 19.32 |       | 70.0  |         |
| 10314-AAA | IDEN 1:6  | X | 8.75  | 81.12 | 22.17 | 10.00 | 30.0  | ± 9.6 % |
|           |   | Y | 8.84  | 81.70 | 22.74 |       | 30.0  |         |
|           |   | Z | 9.56  | 83.47 | 23.24 |       | 30.0  |         |
| 10315-AAB | IEEE 802.11b WiFi 2.4 GHz (DSSS, 1 Mbps, 96pc duty cycle)           | X | 1.18  | 65.17 | 15.98 | 0.17  | 150.0 | ± 9.6 % |
|           |   | Y | 1.19  | 64.74 | 15.68 |       | 150.0 |         |
|           |   | Z | 1.21  | 65.44 | 16.26 |       | 150.0 |         |
| 10316-AAB | IEEE 802.11g WiFi 2.4 GHz (ERP-OFDM, 6 Mbps, 96pc duty cycle)       | X | 4.83  | 66.99 | 16.50 | 0.17  | 150.0 | ± 9.6 % |
|           |   | Y | 4.83  | 66.97 | 16.48 |       | 150.0 |         |
|           |   | Z | 4.83  | 67.11 | 16.58 |       | 150.0 |         |
| 10317-AAB | IEEE 802.11a WiFi 5 GHz (OFDM, 6 Mbps, 96pc duty cycle)             | X | 4.83  | 66.99 | 16.50 | 0.17  | 150.0 | ± 9.6 % |
|           |   | Y | 4.83  | 66.97 | 16.48 |       | 150.0 |         |
|           |   | Z | 4.83  | 67.11 | 16.58 |       | 150.0 |         |
| 10400-AAC | IEEE 802.11ac WiFi (20MHz, 64-QAM, 99pc duty cycle)                 | X | 4.95  | 67.24 | 16.40 | 0.00  | 150.0 | ± 9.6 % |
|           |   | Y | 4.92  | 67.19 | 16.36 |       | 150.0 |         |
|           |   | Z | 4.94  | 67.35 | 16.49 |       | 150.0 |         |
| 10401-AAC | IEEE 802.11ac WiFi (40MHz, 64-QAM, 99pc duty cycle)                 | X | 5.53  | 67.22 | 16.43 | 0.00  | 150.0 | ± 9.6 % |
|           |   | Y | 5.54  | 67.25 | 16.44 |       | 150.0 |         |
|           |   | Z | 5.54  | 67.37 | 16.53 |       | 150.0 |         |

|           |  |   |        |        |       |      |       |         |
|-----------|--|---|--------|--------|-------|------|-------|---------|
| 10402-AAC | IEEE 802.11ac WiFi (80MHz, 64-QAM, 99pc duty cycle)                            | X | 5.85   | 67.86  | 16.58 | 0.00 | 150.0 | ± 9.6 % |
|           |  | Y | 5.85   | 67.83  | 16.57 |      | 150.0 |         |
|           |  | Z | 5.85   | 67.95  | 16.65 |      | 150.0 |         |
| 10403-AAB | CDMA2000 (1xEV-DO, Rev. 0)   | X | 1.82   | 70.77  | 15.90 | 0.00 | 115.0 | ± 9.6 % |
|           |  | Y | 1.72   | 69.89  | 15.40 |      | 115.0 |         |
|           |  | Z | 1.95   | 72.06  | 16.51 |      | 115.0 |         |
| 10404-AAB | CDMA2000 (1xEV-DO, Rev. A)   | X | 1.82   | 70.77  | 15.90 | 0.00 | 115.0 | ± 9.6 % |
|           |  | Y | 1.72   | 69.89  | 15.40 |      | 115.0 |         |
|           |  | Z | 1.95   | 72.06  | 16.51 |      | 115.0 |         |
| 10406-AAB | CDMA2000, RC3, SO32, SCH0, Full Rate   | X | 100.00 | 122.48 | 31.59 | 0.00 | 100.0 | ± 9.6 % |
|           |  | Y | 100.00 | 122.39 | 31.44 |      | 100.0 |         |
|           |  | Z | 100.00 | 123.91 | 32.06 |      | 100.0 |         |
| 10410-AAA | LTE-TDD (SC-FDMA, 1 RB, 10 MHz, QPSK, UL Subframe=2,3,4,7,8,9)                 | X | 100.00 | 119.39 | 30.70 | 3.23 | 80.0  | ± 9.6 % |
|           |  | Y | 100.00 | 120.18 | 31.03 |      | 80.0  |         |
|           |  | Z | 100.00 | 120.31 | 30.97 |      | 80.0  |         |
| 10415-AAA | IEEE 802.11b WiFi 2.4 GHz (DSSS, 1 Mbps, 99pc duty cycle)                      | X | 1.00   | 63.40  | 15.00 | 0.00 | 150.0 | ± 9.6 % |
|           |  | Y | 1.03   | 63.13  | 14.76 |      | 150.0 |         |
|           |  | Z | 1.04   | 63.74  | 15.31 |      | 150.0 |         |
| 10416-AAA | IEEE 802.11g WiFi 2.4 GHz (ERP-OFDM, 6 Mbps, 99pc duty cycle)                  | X | 4.72   | 66.80  | 16.33 | 0.00 | 150.0 | ± 9.6 % |
|           |  | Y | 4.71   | 66.79  | 16.30 |      | 150.0 |         |
|           |  | Z | 4.72   | 66.93  | 16.41 |      | 150.0 |         |
| 10417-AAA | IEEE 802.11a/h WiFi 5 GHz (OFDM, 6 Mbps, 99pc duty cycle)                      | X | 4.72   | 66.80  | 16.33 | 0.00 | 150.0 | ± 9.6 % |
|           |  | Y | 4.71   | 66.79  | 16.30 |      | 150.0 |         |
|           |  | Z | 4.72   | 66.93  | 16.41 |      | 150.0 |         |
| 10418-AAA | IEEE 802.11g WiFi 2.4 GHz (DSSS-OFDM, 6 Mbps, 99pc duty cycle, Long preamble)  | X | 4.70   | 66.93  | 16.32 | 0.00 | 150.0 | ± 9.6 % |
|           |  | Y | 4.69   | 66.92  | 16.30 |      | 150.0 |         |
|           |  | Z | 4.70   | 67.07  | 16.41 |      | 150.0 |         |
| 10419-AAA | IEEE 802.11g WiFi 2.4 GHz (DSSS-OFDM, 6 Mbps, 99pc duty cycle, Short preamble) | X | 4.73   | 66.90  | 16.34 | 0.00 | 150.0 | ± 9.6 % |
|           |  | Y | 4.72   | 66.88  | 16.31 |      | 150.0 |         |
|           |  | Z | 4.73   | 67.03  | 16.42 |      | 150.0 |         |
| 10422-AAA | IEEE 802.11n (HT Greenfield, 7.2 Mbps, BPSK)                                   | X | 4.86   | 66.91  | 16.35 | 0.00 | 150.0 | ± 9.6 % |
|           |  | Y | 4.85   | 66.90  | 16.33 |      | 150.0 |         |
|           |  | Z | 4.86   | 67.04  | 16.44 |      | 150.0 |         |
| 10423-AAA | IEEE 802.11n (HT Greenfield, 43.3 Mbps, 16-QAM)                                | X | 5.08   | 67.33  | 16.51 | 0.00 | 150.0 | ± 9.6 % |
|           |  | Y | 5.06   | 67.29  | 16.47 |      | 150.0 |         |
|           |  | Z | 5.07   | 67.43  | 16.58 |      | 150.0 |         |
| 10424-AAA | IEEE 802.11n (HT Greenfield, 72.2 Mbps, 64-QAM)                                | X | 4.99   | 67.25  | 16.46 | 0.00 | 150.0 | ± 9.6 % |
|           |  | Y | 4.97   | 67.22  | 16.43 |      | 150.0 |         |
|           |  | Z | 4.98   | 67.37  | 16.54 |      | 150.0 |         |
| 10425-AAA | IEEE 802.11n (HT Greenfield, 15 Mbps, BPSK)                                    | X | 5.55   | 67.62  | 16.62 | 0.00 | 150.0 | ± 9.6 % |
|           |  | Y | 5.54   | 67.58  | 16.60 |      | 150.0 |         |
|           |  | Z | 5.54   | 67.69  | 16.68 |      | 150.0 |         |
| 10426-AAA | IEEE 802.11n (HT Greenfield, 90 Mbps, 16-QAM)                                  | X | 5.56   | 67.65  | 16.63 | 0.00 | 150.0 | ± 9.6 % |
|           |  | Y | 5.55   | 67.62  | 16.61 |      | 150.0 |         |
|           |  | Z | 5.55   | 67.73  | 16.70 |      | 150.0 |         |



|           |  |   |        |        |       |      |       |         |
|-----------|--|---|--------|--------|-------|------|-------|---------|
| 10427-AAA | IEEE 802.11n (HT Greenfield, 150 Mbps, 64-QAM)                 | X | 5.59   | 67.68  | 16.64 | 0.00 | 150.0 | ± 9.6 % |
|           |  | Y | 5.57   | 67.63  | 16.62 |      | 150.0 |         |
|           |  | Z | 5.58   | 67.75  | 16.70 |      | 150.0 |         |
| 10430-AAA | LTE-FDD (OFDMA, 5 MHz, E-TM 3.1)                               | X | 4.40   | 70.01  | 18.10 | 0.00 | 150.0 | ± 9.6 % |
|           |  | Y | 4.43   | 70.35  | 18.24 |      | 150.0 |         |
|           |  | Z | 4.41   | 70.36  | 18.25 |      | 150.0 |         |
| 10431-AAA | LTE-FDD (OFDMA, 10 MHz, E-TM 3.1)                              | X | 4.49   | 67.37  | 16.43 | 0.00 | 150.0 | ± 9.6 % |
|           |  | Y | 4.45   | 67.33  | 16.37 |      | 150.0 |         |
|           |  | Z | 4.47   | 67.52  | 16.51 |      | 150.0 |         |
| 10432-AAA | LTE-FDD (OFDMA, 15 MHz, E-TM 3.1)                              | X | 4.77   | 67.29  | 16.44 | 0.00 | 150.0 | ± 9.6 % |
|           |  | Y | 4.74   | 67.25  | 16.40 |      | 150.0 |         |
|           |  | Z | 4.75   | 67.42  | 16.53 |      | 150.0 |         |
| 10433-AAA | LTE-FDD (OFDMA, 20 MHz, E-TM 3.1)                              | X | 5.00   | 67.31  | 16.50 | 0.00 | 150.0 | ± 9.6 % |
|           |  | Y | 4.98   | 67.27  | 16.46 |      | 150.0 |         |
|           |  | Z | 4.99   | 67.42  | 16.57 |      | 150.0 |         |
| 10434-AAA | W-CDMA (BS Test Model 1, 64 DPCH)                              | X | 4.48   | 70.64  | 18.10 | 0.00 | 150.0 | ± 9.6 % |
|           |  | Y | 4.52   | 71.07  | 18.25 |      | 150.0 |         |
|           |  | Z | 4.50   | 71.08  | 18.27 |      | 150.0 |         |
| 10435-AAA | LTE-TDD (SC-FDMA, 1 RB, 20 MHz, QPSK, UL Subframe=2,3,4,7,8,9) | X | 100.00 | 119.25 | 30.64 | 3.23 | 80.0  | ± 9.6 % |
|           |  | Y | 100.00 | 120.04 | 30.96 |      | 80.0  |         |
|           |  | Z | 100.00 | 120.17 | 30.90 |      | 80.0  |         |
| 10447-AAA | LTE-FDD (OFDMA, 5 MHz, E-TM 3.1, Clipping 44%)                 | X | 3.81   | 67.43  | 16.04 | 0.00 | 150.0 | ± 9.6 % |
|           |  | Y | 3.77   | 67.36  | 15.92 |      | 150.0 |         |
|           |  | Z | 3.80   | 67.63  | 16.11 |      | 150.0 |         |
| 10448-AAA | LTE-FDD (OFDMA, 10 MHz, E-TM 3.1, Clipping 44%)                | X | 4.29   | 67.14  | 16.28 | 0.00 | 150.0 | ± 9.6 % |
|           |  | Y | 4.27   | 67.10  | 16.23 |      | 150.0 |         |
|           |  | Z | 4.28   | 67.30  | 16.37 |      | 150.0 |         |
| 10449-AAA | LTE-FDD (OFDMA, 15 MHz, E-TM 3.1, Clipping 44%)                | X | 4.54   | 67.10  | 16.34 | 0.00 | 150.0 | ± 9.6 % |
|           |  | Y | 4.52   | 67.07  | 16.30 |      | 150.0 |         |
|           |  | Z | 4.53   | 67.24  | 16.43 |      | 150.0 |         |
| 10450-AAA | LTE-FDD (OFDMA, 20 MHz, E-TM 3.1, Clipping 44%)                | X | 4.71   | 67.05  | 16.35 | 0.00 | 150.0 | ± 9.6 % |
|           |  | Y | 4.70   | 67.01  | 16.31 |      | 150.0 |         |
|           |  | Z | 4.71   | 67.17  | 16.43 |      | 150.0 |         |
| 10451-AAA | W-CDMA (BS Test Model 1, 64 DPCH, Clipping 44%)                | X | 3.76   | 67.73  | 15.85 | 0.00 | 150.0 | ± 9.6 % |
|           |  | Y | 3.70   | 67.65  | 15.70 |      | 150.0 |         |
|           |  | Z | 3.74   | 67.97  | 15.92 |      | 150.0 |         |
| 10456-AAA | IEEE 802.11ac WiFi (160MHz, 64-QAM, 99pc duty cycle)           | X | 6.40   | 68.27  | 16.81 | 0.00 | 150.0 | ± 9.6 % |
|           |  | Y | 6.40   | 68.22  | 16.78 |      | 150.0 |         |
|           |  | Z | 6.39   | 68.32  | 16.85 |      | 150.0 |         |
| 10457-AAA | UMTS-FDD (DC-HSDPA)  | X | 3.86   | 65.46  | 16.08 | 0.00 | 150.0 | ± 9.6 % |
|           |  | Y | 3.88   | 65.42  | 16.03 |      | 150.0 |         |
|           |  | Z | 3.88   | 65.58  | 16.16 |      | 150.0 |         |
| 10458-AAA | CDMA2000 (1xEV-DO, Rev. B, 2 carriers)                         | X | 3.55   | 66.84  | 15.36 | 0.00 | 150.0 | ± 9.6 % |
|           |  | Y | 3.51   | 66.84  | 15.20 |      | 150.0 |         |
|           |  | Z | 3.55   | 67.17  | 15.43 |      | 150.0 |         |
| 10459-AAA | CDMA2000 (1xEV-DO, Rev. B, 3 carriers)                         | X | 4.71   | 65.21  | 16.07 | 0.00 | 150.0 | ± 9.6 % |
|           |  | Y | 4.63   | 65.09  | 15.89 |      | 150.0 |         |
|           |  | Z | 4.67   | 65.34  | 16.07 |      | 150.0 |         |

|           |   |   |        |        |       |      |       |         |
|-----------|---|---|--------|--------|-------|------|-------|---------|
| 10460-AAA | UMTS-FDD (WCDMA, AMR)   | X | 0.99   | 70.26  | 17.25 | 0.00 | 150.0 | ± 9.6 % |
|           |   | Y | 0.94   | 68.45  | 16.37 |      | 150.0 |         |
|           |   | Z | 1.07   | 71.18  | 17.96 |      | 150.0 |         |
| 10461-AAA | LTE-TDD (SC-FDMA, 1 RB, 1.4 MHz, QPSK, UL Subframe=2,3,4,7,8,9)   | X | 100.00 | 122.02 | 31.99 | 3.29 | 80.0  | ± 9.6 % |
|           |   | Y | 100.00 | 122.59 | 32.22 |      | 80.0  |         |
|           |   | Z | 100.00 | 122.98 | 32.28 |      | 80.0  |         |
| 10462-AAA | LTE-TDD (SC-FDMA, 1 RB, 1.4 MHz, 16-QAM, UL Subframe=2,3,4,7,8,9) | X | 100.00 | 109.85 | 26.14 | 3.23 | 80.0  | ± 9.6 % |
|           |   | Y | 100.00 | 110.36 | 26.33 |      | 80.0  |         |
|           |   | Z | 100.00 | 110.34 | 26.21 |      | 80.0  |         |
| 10463-AAA | LTE-TDD (SC-FDMA, 1 RB, 1.4 MHz, 64-QAM, UL Subframe=2,3,4,7,8,9) | X | 100.00 | 107.53 | 25.02 | 3.23 | 80.0  | ± 9.6 % |
|           |   | Y | 100.00 | 107.98 | 25.17 |      | 80.0  |         |
|           |   | Z | 100.00 | 107.85 | 25.00 |      | 80.0  |         |
| 10464-AAA | LTE-TDD (SC-FDMA, 1 RB, 3 MHz, QPSK, UL Subframe=2,3,4,7,8,9)     | X | 100.00 | 120.45 | 31.12 | 3.23 | 80.0  | ± 9.6 % |
|           |   | Y | 100.00 | 121.00 | 31.33 |      | 80.0  |         |
|           |   | Z | 100.00 | 121.35 | 31.38 |      | 80.0  |         |
| 10465-AAA | LTE-TDD (SC-FDMA, 1 RB, 3 MHz, 16-QAM, UL Subframe=2,3,4,7,8,9)   | X | 100.00 | 109.46 | 25.94 | 3.23 | 80.0  | ± 9.6 % |
|           |   | Y | 100.00 | 109.95 | 26.11 |      | 80.0  |         |
|           |   | Z | 100.00 | 109.93 | 25.99 |      | 80.0  |         |
| 10466-AAA | LTE-TDD (SC-FDMA, 1 RB, 3 MHz, 64-QAM, UL Subframe=2,3,4,7,8,9)   | X | 100.00 | 107.15 | 24.83 | 3.23 | 80.0  | ± 9.6 % |
|           |   | Y | 100.00 | 107.57 | 24.97 |      | 80.0  |         |
|           |   | Z | 100.00 | 107.44 | 24.80 |      | 80.0  |         |
| 10467-AAA | LTE-TDD (SC-FDMA, 1 RB, 5 MHz, QPSK, UL Subframe=2,3,4,7,8,9)     | X | 100.00 | 120.62 | 31.20 | 3.23 | 80.0  | ± 9.6 % |
|           |   | Y | 100.00 | 121.18 | 31.42 |      | 80.0  |         |
|           |   | Z | 100.00 | 121.53 | 31.46 |      | 80.0  |         |
| 10468-AAA | LTE-TDD (SC-FDMA, 1 RB, 5 MHz, 16-QAM, UL Subframe=2,3,4,7,8,9)   | X | 100.00 | 109.57 | 26.00 | 3.23 | 80.0  | ± 9.6 % |
|           |   | Y | 100.00 | 110.07 | 26.17 |      | 80.0  |         |
|           |   | Z | 100.00 | 110.05 | 26.05 |      | 80.0  |         |
| 10469-AAA | LTE-TDD (SC-FDMA, 1 RB, 5 MHz, 64-QAM, UL Subframe=2,3,4,7,8,9)   | X | 100.00 | 107.16 | 24.83 | 3.23 | 80.0  | ± 9.6 % |
|           |   | Y | 100.00 | 107.58 | 24.96 |      | 80.0  |         |
|           |   | Z | 100.00 | 107.45 | 24.80 |      | 80.0  |         |
| 10470-AAA | LTE-TDD (SC-FDMA, 1 RB, 10 MHz, QPSK, UL Subframe=2,3,4,7,8,9)    | X | 100.00 | 120.64 | 31.20 | 3.23 | 80.0  | ± 9.6 % |
|           |   | Y | 100.00 | 121.21 | 31.42 |      | 80.0  |         |
|           |   | Z | 100.00 | 121.56 | 31.46 |      | 80.0  |         |
| 10471-AAA | LTE-TDD (SC-FDMA, 1 RB, 10 MHz, 16-QAM, UL Subframe=2,3,4,7,8,9)  | X | 100.00 | 109.54 | 25.97 | 3.23 | 80.0  | ± 9.6 % |
|           |   | Y | 100.00 | 110.04 | 26.15 |      | 80.0  |         |
|           |   | Z | 100.00 | 110.01 | 26.03 |      | 80.0  |         |
| 10472-AAA | LTE-TDD (SC-FDMA, 1 RB, 10 MHz, 64-QAM, UL Subframe=2,3,4,7,8,9)  | X | 100.00 | 107.12 | 24.81 | 3.23 | 80.0  | ± 9.6 % |
|           |   | Y | 100.00 | 107.54 | 24.94 |      | 80.0  |         |
|           |   | Z | 100.00 | 107.41 | 24.78 |      | 80.0  |         |
| 10473-AAA | LTE-TDD (SC-FDMA, 1 RB, 15 MHz, QPSK, UL Subframe=2,3,4,7,8,9)    | X | 100.00 | 120.62 | 31.19 | 3.23 | 80.0  | ± 9.6 % |
|           |   | Y | 100.00 | 121.18 | 31.41 |      | 80.0  |         |
|           |   | Z | 100.00 | 121.53 | 31.45 |      | 80.0  |         |
| 10474-AAA | LTE-TDD (SC-FDMA, 1 RB, 15 MHz, 16-QAM, UL Subframe=2,3,4,7,8,9)  | X | 100.00 | 109.55 | 25.98 | 3.23 | 80.0  | ± 9.6 % |
|           |   | Y | 100.00 | 110.05 | 26.15 |      | 80.0  |         |
|           |   | Z | 100.00 | 110.03 | 26.03 |      | 80.0  |         |
| 10475-AAA | LTE-TDD (SC-FDMA, 1 RB, 15 MHz, 64-QAM, UL Subframe=2,3,4,7,8,9)  | X | 100.00 | 107.13 | 24.81 | 3.23 | 80.0  | ± 9.6 % |
|           |   | Y | 100.00 | 107.55 | 24.95 |      | 80.0  |         |
|           |   | Z | 100.00 | 107.42 | 24.78 |      | 80.0  |         |

|           |   |   |        |        |       |      |      |         |
|-----------|---|---|--------|--------|-------|------|------|---------|
| 10477-AAA | LTE-TDD (SC-FDMA, 1 RB, 20 MHz, 16-QAM, UL Subframe=2,3,4,7,8,9)    | X | 100.00 | 109.42 | 25.91 | 3.23 | 80.0 | ± 9.6 % |
|           |   | Y | 100.00 | 109.91 | 26.09 |      | 80.0 |         |
|           |   | Z | 100.00 | 109.89 | 25.96 |      | 80.0 |         |
| 10478-AAA | LTE-TDD (SC-FDMA, 1 RB, 20 MHz, 64-QAM, UL Subframe=2,3,4,7,8,9)    | X | 100.00 | 107.10 | 24.80 | 3.23 | 80.0 | ± 9.6 % |
|           |   | Y | 100.00 | 107.52 | 24.93 |      | 80.0 |         |
|           |   | Z | 100.00 | 107.38 | 24.76 |      | 80.0 |         |
| 10479-AAA | LTE-TDD (SC-FDMA, 50% RB, 1.4 MHz, QPSK, UL Subframe=2,3,4,7,8,9)   | X | 15.27  | 94.34  | 26.55 | 3.23 | 80.0 | ± 9.6 % |
|           |   | Y | 13.93  | 92.73  | 25.91 |      | 80.0 |         |
|           |   | Z | 13.69  | 92.81  | 25.94 |      | 80.0 |         |
| 10480-AAA | LTE-TDD (SC-FDMA, 50% RB, 1.4 MHz, 16-QAM, UL Subframe=2,3,4,7,8,9) | X | 17.85  | 91.69  | 24.29 | 3.23 | 80.0 | ± 9.6 % |
|           |   | Y | 17.05  | 90.96  | 23.91 |      | 80.0 |         |
|           |   | Z | 15.74  | 90.05  | 23.61 |      | 80.0 |         |
| 10481-AAA | LTE-TDD (SC-FDMA, 50% RB, 1.4 MHz, 64-QAM, UL Subframe=2,3,4,7,8,9) | X | 16.05  | 89.42  | 23.31 | 3.23 | 80.0 | ± 9.6 % |
|           |   | Y | 15.20  | 88.58  | 22.88 |      | 80.0 |         |
|           |   | Z | 14.01  | 87.66  | 22.58 |      | 80.0 |         |
| 10482-AAA | LTE-TDD (SC-FDMA, 50% RB, 3 MHz, QPSK, UL Subframe=2,3,4,7,8,9)     | X | 6.46   | 79.79  | 20.49 | 2.23 | 80.0 | ± 9.6 % |
|           |   | Y | 6.00   | 78.69  | 20.07 |      | 80.0 |         |
|           |   | Z | 6.94   | 81.30  | 21.05 |      | 80.0 |         |
| 10483-AAA | LTE-TDD (SC-FDMA, 50% RB, 3 MHz, 16-QAM, UL Subframe=2,3,4,7,8,9)   | X | 10.64  | 84.45  | 22.26 | 2.23 | 80.0 | ± 9.6 % |
|           |   | Y | 10.00  | 83.37  | 21.70 |      | 80.0 |         |
|           |   | Z | 9.59   | 82.97  | 21.54 |      | 80.0 |         |
| 10484-AAA | LTE-TDD (SC-FDMA, 50% RB, 3 MHz, 64-QAM, UL Subframe=2,3,4,7,8,9)   | X | 9.96   | 83.22  | 21.86 | 2.23 | 80.0 | ± 9.6 % |
|           |   | Y | 9.31   | 82.09  | 21.27 |      | 80.0 |         |
|           |   | Z | 8.95   | 81.72  | 21.12 |      | 80.0 |         |
| 10485-AAA | LTE-TDD (SC-FDMA, 50% RB, 5 MHz, QPSK, UL Subframe=2,3,4,7,8,9)     | X | 6.59   | 80.11  | 21.11 | 2.23 | 80.0 | ± 9.6 % |
|           |   | Y | 6.08   | 78.90  | 20.69 |      | 80.0 |         |
|           |   | Z | 6.88   | 81.28  | 21.62 |      | 80.0 |         |
| 10486-AAA | LTE-TDD (SC-FDMA, 50% RB, 5 MHz, 16-QAM, UL Subframe=2,3,4,7,8,9)   | X | 5.22   | 73.82  | 18.61 | 2.23 | 80.0 | ± 9.6 % |
|           |   | Y | 5.09   | 73.44  | 18.41 |      | 80.0 |         |
|           |   | Z | 5.33   | 74.50  | 18.88 |      | 80.0 |         |
| 10487-AAA | LTE-TDD (SC-FDMA, 50% RB, 5 MHz, 64-QAM, UL Subframe=2,3,4,7,8,9)   | X | 5.19   | 73.39  | 18.45 | 2.23 | 80.0 | ± 9.6 % |
|           |   | Y | 5.06   | 73.02  | 18.24 |      | 80.0 |         |
|           |   | Z | 5.27   | 73.99  | 18.68 |      | 80.0 |         |
| 10488-AAA | LTE-TDD (SC-FDMA, 50% RB, 10 MHz, QPSK, UL Subframe=2,3,4,7,8,9)    | X | 6.39   | 78.18  | 20.73 | 2.23 | 80.0 | ± 9.6 % |
|           |   | Y | 5.97   | 77.14  | 20.41 |      | 80.0 |         |
|           |   | Z | 6.48   | 78.88  | 21.13 |      | 80.0 |         |
| 10489-AAA | LTE-TDD (SC-FDMA, 50% RB, 10 MHz, 16-QAM, UL Subframe=2,3,4,7,8,9)  | X | 5.20   | 72.70  | 18.88 | 2.23 | 80.0 | ± 9.6 % |
|           |   | Y | 5.07   | 72.27  | 18.71 |      | 80.0 |         |
|           |   | Z | 5.21   | 73.04  | 19.09 |      | 80.0 |         |
| 10490-AAA | LTE-TDD (SC-FDMA, 50% RB, 10 MHz, 64-QAM, UL Subframe=2,3,4,7,8,9)  | X | 5.24   | 72.29  | 18.75 | 2.23 | 80.0 | ± 9.6 % |
|           |   | Y | 5.12   | 71.92  | 18.59 |      | 80.0 |         |
|           |   | Z | 5.24   | 72.63  | 18.94 |      | 80.0 |         |
| 10491-AAA | LTE-TDD (SC-FDMA, 50% RB, 15 MHz, QPSK, UL Subframe=2,3,4,7,8,9)    | X | 6.02   | 75.43  | 19.78 | 2.23 | 80.0 | ± 9.6 % |
|           |   | Y | 5.76   | 74.73  | 19.57 |      | 80.0 |         |
|           |   | Z | 6.05   | 75.89  | 20.09 |      | 80.0 |         |
| 10492-AAA | LTE-TDD (SC-FDMA, 50% RB, 15 MHz, 16-QAM, UL Subframe=2,3,4,7,8,9)  | X | 5.38   | 71.48  | 18.58 | 2.23 | 80.0 | ± 9.6 % |
|           |   | Y | 5.27   | 71.13  | 18.44 |      | 80.0 |         |
|           |   | Z | 5.35   | 71.71  | 18.74 |      | 80.0 |         |

|           |  |   |      |       |       |      |      |         |
|-----------|--|---|------|-------|-------|------|------|---------|
| 10493-AAA | LTE-TDD (SC-FDMA, 50% RB, 15 MHz, 64-QAM, UL Subframe=2,3,4,7,8,9)   | X | 5.42 | 71.24 | 18.51 | 2.23 | 80.0 | ± 9.6 % |
|           |  | Y | 5.32 | 70.91 | 18.38 |      | 80.0 |         |
|           |  | Z | 5.40 | 71.45 | 18.66 |      | 80.0 |         |
| 10494-AAA | LTE-TDD (SC-FDMA, 50% RB, 20 MHz, QPSK, UL Subframe=2,3,4,7,8,9)     | X | 6.80 | 77.48 | 20.35 | 2.23 | 80.0 | ± 9.6 % |
|           |  | Y | 6.41 | 76.59 | 20.10 |      | 80.0 |         |
|           |  | Z | 6.87 | 78.03 | 20.70 |      | 80.0 |         |
| 10495-AAA | LTE-TDD (SC-FDMA, 50% RB, 20 MHz, 16-QAM, UL Subframe=2,3,4,7,8,9)   | X | 5.50 | 72.14 | 18.82 | 2.23 | 80.0 | ± 9.6 % |
|           |  | Y | 5.37 | 71.71 | 18.66 |      | 80.0 |         |
|           |  | Z | 5.48 | 72.35 | 18.98 |      | 80.0 |         |
| 10496-AAA | LTE-TDD (SC-FDMA, 50% RB, 20 MHz, 64-QAM, UL Subframe=2,3,4,7,8,9)   | X | 5.52 | 71.65 | 18.67 | 2.23 | 80.0 | ± 9.6 % |
|           |  | Y | 5.40 | 71.28 | 18.53 |      | 80.0 |         |
|           |  | Z | 5.49 | 71.85 | 18.82 |      | 80.0 |         |
| 10497-AAA | LTE-TDD (SC-FDMA, 100% RB, 1.4 MHz, QPSK, UL Subframe=2,3,4,7,8,9)   | X | 5.51 | 77.56 | 19.18 | 2.23 | 80.0 | ± 9.6 % |
|           |  | Y | 5.11 | 76.42 | 18.67 |      | 80.0 |         |
|           |  | Z | 5.89 | 78.83 | 19.60 |      | 80.0 |         |
| 10498-AAA | LTE-TDD (SC-FDMA, 100% RB, 1.4 MHz, 16-QAM, UL Subframe=2,3,4,7,8,9) | X | 4.31 | 71.42 | 16.10 | 2.23 | 80.0 | ± 9.6 % |
|           |  | Y | 4.05 | 70.52 | 15.58 |      | 80.0 |         |
|           |  | Z | 4.34 | 71.77 | 16.11 |      | 80.0 |         |
| 10499-AAA | LTE-TDD (SC-FDMA, 100% RB, 1.4 MHz, 64-QAM, UL Subframe=2,3,4,7,8,9) | X | 4.27 | 70.94 | 15.80 | 2.23 | 80.0 | ± 9.6 % |
|           |  | Y | 3.98 | 70.00 | 15.24 |      | 80.0 |         |
|           |  | Z | 4.25 | 71.16 | 15.75 |      | 80.0 |         |
| 10500-AAA | LTE-TDD (SC-FDMA, 100% RB, 3 MHz, QPSK, UL Subframe=2,3,4,7,8,9)     | X | 6.24 | 78.61 | 20.73 | 2.23 | 80.0 | ± 9.6 % |
|           |  | Y | 5.82 | 77.56 | 20.37 |      | 80.0 |         |
|           |  | Z | 6.42 | 79.55 | 21.18 |      | 80.0 |         |
| 10501-AAA | LTE-TDD (SC-FDMA, 100% RB, 3 MHz, 16-QAM, UL Subframe=2,3,4,7,8,9)   | X | 5.18 | 73.19 | 18.64 | 2.23 | 80.0 | ± 9.6 % |
|           |  | Y | 5.05 | 72.81 | 18.45 |      | 80.0 |         |
|           |  | Z | 5.24 | 73.73 | 18.88 |      | 80.0 |         |
| 10502-AAA | LTE-TDD (SC-FDMA, 100% RB, 3 MHz, 64-QAM, UL Subframe=2,3,4,7,8,9)   | X | 5.20 | 72.88 | 18.49 | 2.23 | 80.0 | ± 9.6 % |
|           |  | Y | 5.09 | 72.56 | 18.32 |      | 80.0 |         |
|           |  | Z | 5.26 | 73.41 | 18.72 |      | 80.0 |         |
| 10503-AAA | LTE-TDD (SC-FDMA, 100% RB, 5 MHz, QPSK, UL Subframe=2,3,4,7,8,9)     | X | 6.31 | 77.98 | 20.65 | 2.23 | 80.0 | ± 9.6 % |
|           |  | Y | 5.89 | 76.94 | 20.32 |      | 80.0 |         |
|           |  | Z | 6.40 | 78.67 | 21.04 |      | 80.0 |         |
| 10504-AAA | LTE-TDD (SC-FDMA, 100% RB, 5 MHz, 16-QAM, UL Subframe=2,3,4,7,8,9)   | X | 5.18 | 72.62 | 18.84 | 2.23 | 80.0 | ± 9.6 % |
|           |  | Y | 5.05 | 72.19 | 18.66 |      | 80.0 |         |
|           |  | Z | 5.18 | 72.96 | 19.04 |      | 80.0 |         |
| 10505-AAA | LTE-TDD (SC-FDMA, 100% RB, 5 MHz, 64-QAM, UL Subframe=2,3,4,7,8,9)   | X | 5.22 | 72.20 | 18.70 | 2.23 | 80.0 | ± 9.6 % |
|           |  | Y | 5.10 | 71.83 | 18.54 |      | 80.0 |         |
|           |  | Z | 5.22 | 72.54 | 18.90 |      | 80.0 |         |
| 10506-AAA | LTE-TDD (SC-FDMA, 100% RB, 10 MHz, QPSK, UL Subframe=2,3,4,7,8,9)    | X | 6.75 | 77.34 | 20.29 | 2.23 | 80.0 | ± 9.6 % |
|           |  | Y | 6.36 | 76.44 | 20.03 |      | 80.0 |         |
|           |  | Z | 6.81 | 77.88 | 20.63 |      | 80.0 |         |
| 10507-AAA | LTE-TDD (SC-FDMA, 100% RB, 10 MHz, 16-QAM, UL Subframe=2,3,4,7,8,9)  | X | 5.48 | 72.08 | 18.79 | 2.23 | 80.0 | ± 9.6 % |
|           |  | Y | 5.35 | 71.65 | 18.63 |      | 80.0 |         |
|           |  | Z | 5.46 | 72.29 | 18.95 |      | 80.0 |         |

|           |   |   |      |       |       |      |       |         |
|-----------|---|---|------|-------|-------|------|-------|---------|
| 10508-AAA | LTE-TDD (SC-FDMA, 100% RB, 10 MHz, 64-QAM, UL Subframe=2,3,4,7,8,9) | X | 5.50 | 71.59 | 18.63 | 2.23 | 80.0  | ± 9.6 % |
|           |   | Y | 5.38 | 71.22 | 18.49 |      | 80.0  |         |
|           |   | Z | 5.47 | 71.78 | 18.79 |      | 80.0  |         |
| 10509-AAA | LTE-TDD (SC-FDMA, 100% RB, 15 MHz, QPSK, UL Subframe=2,3,4,7,8,9)   | X | 6.53 | 74.93 | 19.40 | 2.23 | 80.0  | ± 9.6 % |
|           |   | Y | 6.29 | 74.36 | 19.25 |      | 80.0  |         |
|           |   | Z | 6.55 | 75.31 | 19.67 |      | 80.0  |         |
| 10510-AAA | LTE-TDD (SC-FDMA, 100% RB, 15 MHz, 16-QAM, UL Subframe=2,3,4,7,8,9) | X | 5.88 | 71.44 | 18.58 | 2.23 | 80.0  | ± 9.6 % |
|           |   | Y | 5.77 | 71.08 | 18.45 |      | 80.0  |         |
|           |   | Z | 5.84 | 71.58 | 18.71 |      | 80.0  |         |
| 10511-AAA | LTE-TDD (SC-FDMA, 100% RB, 15 MHz, 64-QAM, UL Subframe=2,3,4,7,8,9) | X | 5.87 | 71.05 | 18.47 | 2.23 | 80.0  | ± 9.6 % |
|           |   | Y | 5.77 | 70.72 | 18.36 |      | 80.0  |         |
|           |   | Z | 5.83 | 71.17 | 18.60 |      | 80.0  |         |
| 10512-AAA | LTE-TDD (SC-FDMA, 100% RB, 20 MHz, QPSK, UL Subframe=2,3,4,7,8,9)   | X | 7.22 | 77.19 | 20.09 | 2.23 | 80.0  | ± 9.6 % |
|           |   | Y | 6.85 | 76.38 | 19.87 |      | 80.0  |         |
|           |   | Z | 7.29 | 77.69 | 20.41 |      | 80.0  |         |
| 10513-AAA | LTE-TDD (SC-FDMA, 100% RB, 20 MHz, 16-QAM, UL Subframe=2,3,4,7,8,9) | X | 5.86 | 72.04 | 18.79 | 2.23 | 80.0  | ± 9.6 % |
|           |   | Y | 5.72 | 71.59 | 18.64 |      | 80.0  |         |
|           |   | Z | 5.82 | 72.17 | 18.93 |      | 80.0  |         |
| 10514-AAA | LTE-TDD (SC-FDMA, 100% RB, 20 MHz, 64-QAM, UL Subframe=2,3,4,7,8,9) | X | 5.77 | 71.41 | 18.61 | 2.23 | 80.0  | ± 9.6 % |
|           |   | Y | 5.66 | 71.02 | 18.47 |      | 80.0  |         |
|           |   | Z | 5.73 | 71.53 | 18.74 |      | 80.0  |         |
| 10515-AAA | IEEE 802.11b WiFi 2.4 GHz (DSSS, 2 Mbps, 99pc duty cycle)           | X | 0.97 | 63.64 | 15.09 | 0.00 | 150.0 | ± 9.6 % |
|           |   | Y | 0.99 | 63.32 | 14.82 |      | 150.0 |         |
|           |   | Z | 1.01 | 63.99 | 15.42 |      | 150.0 |         |
| 10516-AAA | IEEE 802.11b WiFi 2.4 GHz (DSSS, 5.5 Mbps, 99pc duty cycle)         | X | 0.78 | 76.08 | 19.79 | 0.00 | 150.0 | ± 9.6 % |
|           |   | Y | 0.63 | 70.67 | 17.47 |      | 150.0 |         |
|           |   | Z | 0.88 | 77.61 | 21.01 |      | 150.0 |         |
| 10517-AAA | IEEE 802.11b WiFi 2.4 GHz (DSSS, 11 Mbps, 99pc duty cycle)          | X | 0.85 | 66.24 | 16.04 | 0.00 | 150.0 | ± 9.6 % |
|           |   | Y | 0.85 | 65.35 | 15.50 |      | 150.0 |         |
|           |   | Z | 0.89 | 66.77 | 16.53 |      | 150.0 |         |
| 10518-AAA | IEEE 802.11a/h WiFi 5 GHz (OFDM, 9 Mbps, 99pc duty cycle)           | X | 4.72 | 66.89 | 16.32 | 0.00 | 150.0 | ± 9.6 % |
|           |   | Y | 4.71 | 66.87 | 16.28 |      | 150.0 |         |
|           |   | Z | 4.72 | 67.02 | 16.40 |      | 150.0 |         |
| 10519-AAA | IEEE 802.11a/h WiFi 5 GHz (OFDM, 12 Mbps, 99pc duty cycle)          | X | 4.96 | 67.21 | 16.46 | 0.00 | 150.0 | ± 9.6 % |
|           |   | Y | 4.94 | 67.17 | 16.43 |      | 150.0 |         |
|           |   | Z | 4.94 | 67.32 | 16.54 |      | 150.0 |         |
| 10520-AAA | IEEE 802.11a/h WiFi 5 GHz (OFDM, 18 Mbps, 99pc duty cycle)          | X | 4.80 | 67.20 | 16.39 | 0.00 | 150.0 | ± 9.6 % |
|           |   | Y | 4.78 | 67.15 | 16.36 |      | 150.0 |         |
|           |   | Z | 4.79 | 67.31 | 16.47 |      | 150.0 |         |
| 10521-AAA | IEEE 802.11a/h WiFi 5 GHz (OFDM, 24 Mbps, 99pc duty cycle)          | X | 4.73 | 67.21 | 16.38 | 0.00 | 150.0 | ± 9.6 % |
|           |   | Y | 4.71 | 67.16 | 16.34 |      | 150.0 |         |
|           |   | Z | 4.72 | 67.32 | 16.46 |      | 150.0 |         |
| 10522-AAA | IEEE 802.11a/h WiFi 5 GHz (OFDM, 36 Mbps, 99pc duty cycle)          | X | 4.77 | 67.11 | 16.38 | 0.00 | 150.0 | ± 9.6 % |
|           |   | Y | 4.75 | 67.11 | 16.36 |      | 150.0 |         |
|           |   | Z | 4.76 | 67.26 | 16.48 |      | 150.0 |         |

|           |  |   |      |       |       |      |       |         |
|-----------|--|---|------|-------|-------|------|-------|---------|
| 10523-AAA | IEEE 802.11a/h WiFi 5 GHz (OFDM, 48 Mbps, 99pc duty cycle) | X | 4.64 | 67.06 | 16.26 | 0.00 | 150.0 | ± 9.6 % |
|           |  | Y | 4.63 | 67.02 | 16.23 |      | 150.0 |         |
|           |  | Z | 4.64 | 67.19 | 16.35 |      | 150.0 |         |
| 10524-AAA | IEEE 802.11a/h WiFi 5 GHz (OFDM, 54 Mbps, 99pc duty cycle) | X | 4.73 | 67.10 | 16.38 | 0.00 | 150.0 | ± 9.6 % |
|           |  | Y | 4.71 | 67.08 | 16.36 |      | 150.0 |         |
|           |  | Z | 4.72 | 67.24 | 16.48 |      | 150.0 |         |
| 10525-AAA | IEEE 802.11ac WiFi (20MHz, MCS0, 99pc duty cycle)          | X | 4.67 | 66.13 | 15.97 | 0.00 | 150.0 | ± 9.6 % |
|           |  | Y | 4.66 | 66.11 | 15.94 |      | 150.0 |         |
|           |  | Z | 4.67 | 66.26 | 16.06 |      | 150.0 |         |
| 10526-AAA | IEEE 802.11ac WiFi (20MHz, MCS1, 99pc duty cycle)          | X | 4.89 | 66.55 | 16.11 | 0.00 | 150.0 | ± 9.6 % |
|           |  | Y | 4.87 | 66.51 | 16.09 |      | 150.0 |         |
|           |  | Z | 4.88 | 66.68 | 16.21 |      | 150.0 |         |
| 10527-AAA | IEEE 802.11ac WiFi (20MHz, MCS2, 99pc duty cycle)          | X | 4.80 | 66.53 | 16.08 | 0.00 | 150.0 | ± 9.6 % |
|           |  | Y | 4.78 | 66.49 | 16.04 |      | 150.0 |         |
|           |  | Z | 4.79 | 66.66 | 16.17 |      | 150.0 |         |
| 10528-AAA | IEEE 802.11ac WiFi (20MHz, MCS3, 99pc duty cycle)          | X | 4.82 | 66.56 | 16.11 | 0.00 | 150.0 | ± 9.6 % |
|           |  | Y | 4.80 | 66.51 | 16.08 |      | 150.0 |         |
|           |  | Z | 4.81 | 66.68 | 16.20 |      | 150.0 |         |
| 10529-AAA | IEEE 802.11ac WiFi (20MHz, MCS4, 99pc duty cycle)          | X | 4.82 | 66.56 | 16.11 | 0.00 | 150.0 | ± 9.6 % |
|           |  | Y | 4.80 | 66.51 | 16.08 |      | 150.0 |         |
|           |  | Z | 4.81 | 66.68 | 16.20 |      | 150.0 |         |
| 10531-AAA | IEEE 802.11ac WiFi (20MHz, MCS6, 99pc duty cycle)          | X | 4.84 | 66.72 | 16.14 | 0.00 | 150.0 | ± 9.6 % |
|           |  | Y | 4.82 | 66.67 | 16.11 |      | 150.0 |         |
|           |  | Z | 4.83 | 66.84 | 16.23 |      | 150.0 |         |
| 10532-AAA | IEEE 802.11ac WiFi (20MHz, MCS7, 99pc duty cycle)          | X | 4.69 | 66.61 | 16.10 | 0.00 | 150.0 | ± 9.6 % |
|           |  | Y | 4.66 | 66.54 | 16.05 |      | 150.0 |         |
|           |  | Z | 4.68 | 66.72 | 16.18 |      | 150.0 |         |
| 10533-AAA | IEEE 802.11ac WiFi (20MHz, MCS8, 99pc duty cycle)          | X | 4.84 | 66.57 | 16.08 | 0.00 | 150.0 | ± 9.6 % |
|           |  | Y | 4.81 | 66.53 | 16.05 |      | 150.0 |         |
|           |  | Z | 4.83 | 66.70 | 16.17 |      | 150.0 |         |
| 10534-AAA | IEEE 802.11ac WiFi (40MHz, MCS0, 99pc duty cycle)          | X | 5.33 | 66.74 | 16.17 | 0.00 | 150.0 | ± 9.6 % |
|           |  | Y | 5.31 | 66.69 | 16.14 |      | 150.0 |         |
|           |  | Z | 5.32 | 66.83 | 16.24 |      | 150.0 |         |
| 10535-AAA | IEEE 802.11ac WiFi (40MHz, MCS1, 99pc duty cycle)          | X | 5.40 | 66.88 | 16.22 | 0.00 | 150.0 | ± 9.6 % |
|           |  | Y | 5.39 | 66.83 | 16.19 |      | 150.0 |         |
|           |  | Z | 5.39 | 66.97 | 16.29 |      | 150.0 |         |
| 10536-AAA | IEEE 802.11ac WiFi (40MHz, MCS2, 99pc duty cycle)          | X | 5.26 | 66.87 | 16.20 | 0.00 | 150.0 | ± 9.6 % |
|           |  | Y | 5.25 | 66.82 | 16.17 |      | 150.0 |         |
|           |  | Z | 5.26 | 66.97 | 16.28 |      | 150.0 |         |
| 10537-AAA | IEEE 802.11ac WiFi (40MHz, MCS3, 99pc duty cycle)          | X | 5.33 | 66.84 | 16.18 | 0.00 | 150.0 | ± 9.6 % |
|           |  | Y | 5.32 | 66.80 | 16.16 |      | 150.0 |         |
|           |  | Z | 5.33 | 66.94 | 16.26 |      | 150.0 |         |
| 10538-AAA | IEEE 802.11ac WiFi (40MHz, MCS4, 99pc duty cycle)          | X | 5.46 | 66.94 | 16.27 | 0.00 | 150.0 | ± 9.6 % |
|           |  | Y | 5.44 | 66.88 | 16.24 |      | 150.0 |         |
|           |  | Z | 5.44 | 67.01 | 16.34 |      | 150.0 |         |
| 10540-AAA | IEEE 802.11ac WiFi (40MHz, MCS6, 99pc duty cycle)          | X | 5.34 | 66.86 | 16.25 | 0.00 | 150.0 | ± 9.6 % |
|           |  | Y | 5.33 | 66.81 | 16.22 |      | 150.0 |         |
|           |  | Z | 5.34 | 66.95 | 16.32 |      | 150.0 |         |

|           |   |   |      |       |       |      |       |         |
|-----------|---|---|------|-------|-------|------|-------|---------|
| 10541-AAA | IEEE 802.11ac WiFi (40MHz, MCS7, 99pc duty cycle)   | X | 5.34 | 66.83 | 16.23 | 0.00 | 150.0 | ± 9.6 % |
|           |   | Y | 5.32 | 66.74 | 16.19 |      | 150.0 |         |
|           |   | Z | 5.33 | 66.88 | 16.29 |      | 150.0 |         |
| 10542-AAA | IEEE 802.11ac WiFi (40MHz, MCS8, 99pc duty cycle)   | X | 5.48 | 66.80 | 16.24 | 0.00 | 150.0 | ± 9.6 % |
|           |   | Y | 5.47 | 66.76 | 16.21 |      | 150.0 |         |
|           |   | Z | 5.47 | 66.89 | 16.31 |      | 150.0 |         |
| 10543-AAA | IEEE 802.11ac WiFi (40MHz, MCS9, 99pc duty cycle)   | X | 5.58 | 66.84 | 16.26 | 0.00 | 150.0 | ± 9.6 % |
|           |   | Y | 5.55 | 66.78 | 16.23 |      | 150.0 |         |
|           |   | Z | 5.56 | 66.91 | 16.32 |      | 150.0 |         |
| 10544-AAA | IEEE 802.11ac WiFi (80MHz, MCS0, 99pc duty cycle)   | X | 5.59 | 66.84 | 16.14 | 0.00 | 150.0 | ± 9.6 % |
|           |   | Y | 5.59 | 66.80 | 16.12 |      | 150.0 |         |
|           |   | Z | 5.59 | 66.93 | 16.22 |      | 150.0 |         |
| 10545-AAA | IEEE 802.11ac WiFi (80MHz, MCS1, 99pc duty cycle)   | X | 5.80 | 67.23 | 16.27 | 0.00 | 150.0 | ± 9.6 % |
|           |   | Y | 5.81 | 67.21 | 16.27 |      | 150.0 |         |
|           |   | Z | 5.81 | 67.33 | 16.35 |      | 150.0 |         |
| 10546-AAA | IEEE 802.11ac WiFi (80MHz, MCS2, 99pc duty cycle)   | X | 5.70 | 67.16 | 16.26 | 0.00 | 150.0 | ± 9.6 % |
|           |   | Y | 5.69 | 67.10 | 16.23 |      | 150.0 |         |
|           |   | Z | 5.70 | 67.23 | 16.32 |      | 150.0 |         |
| 10547-AAA | IEEE 802.11ac WiFi (80MHz, MCS3, 99pc duty cycle)   | X | 5.80 | 67.24 | 16.29 | 0.00 | 150.0 | ± 9.6 % |
|           |   | Y | 5.78 | 67.16 | 16.25 |      | 150.0 |         |
|           |   | Z | 5.79 | 67.29 | 16.34 |      | 150.0 |         |
| 10548-AAA | IEEE 802.11ac WiFi (80MHz, MCS4, 99pc duty cycle)   | X | 6.11 | 68.33 | 16.80 | 0.00 | 150.0 | ± 9.6 % |
|           |   | Y | 6.11 | 68.30 | 16.79 |      | 150.0 |         |
|           |   | Z | 6.10 | 68.40 | 16.87 |      | 150.0 |         |
| 10550-AAA | IEEE 802.11ac WiFi (80MHz, MCS6, 99pc duty cycle)   | X | 5.72 | 67.09 | 16.23 | 0.00 | 150.0 | ± 9.6 % |
|           |   | Y | 5.71 | 67.04 | 16.21 |      | 150.0 |         |
|           |   | Z | 5.72 | 67.17 | 16.30 |      | 150.0 |         |
| 10551-AAA | IEEE 802.11ac WiFi (80MHz, MCS7, 99pc duty cycle)   | X | 5.74 | 67.22 | 16.25 | 0.00 | 150.0 | ± 9.6 % |
|           |   | Y | 5.73 | 67.16 | 16.23 |      | 150.0 |         |
|           |   | Z | 5.74 | 67.28 | 16.32 |      | 150.0 |         |
| 10552-AAA | IEEE 802.11ac WiFi (80MHz, MCS8, 99pc duty cycle)   | X | 5.64 | 66.96 | 16.15 | 0.00 | 150.0 | ± 9.6 % |
|           |   | Y | 5.63 | 66.91 | 16.12 |      | 150.0 |         |
|           |   | Z | 5.63 | 67.04 | 16.21 |      | 150.0 |         |
| 10553-AAA | IEEE 802.11ac WiFi (80MHz, MCS9, 99pc duty cycle)   | X | 5.73 | 67.00 | 16.19 | 0.00 | 150.0 | ± 9.6 % |
|           |   | Y | 5.72 | 66.95 | 16.17 |      | 150.0 |         |
|           |   | Z | 5.73 | 67.08 | 16.26 |      | 150.0 |         |
| 10554-AAA | IEEE 1602.11ac WiFi (160MHz, MCS0, 99pc duty cycle) | X | 5.98 | 67.23 | 16.24 | 0.00 | 150.0 | ± 9.6 % |
|           |   | Y | 5.99 | 67.19 | 16.23 |      | 150.0 |         |
|           |   | Z | 5.99 | 67.31 | 16.31 |      | 150.0 |         |
| 10555-AAA | IEEE 1602.11ac WiFi (160MHz, MCS1, 99pc duty cycle) | X | 6.16 | 67.63 | 16.41 | 0.00 | 150.0 | ± 9.6 % |
|           |   | Y | 6.15 | 67.55 | 16.37 |      | 150.0 |         |
|           |   | Z | 6.15 | 67.67 | 16.46 |      | 150.0 |         |
| 10556-AAA | IEEE 1602.11ac WiFi (160MHz, MCS2, 99pc duty cycle) | X | 6.15 | 67.58 | 16.38 | 0.00 | 150.0 | ± 9.6 % |
|           |   | Y | 6.15 | 67.54 | 16.36 |      | 150.0 |         |
|           |   | Z | 6.16 | 67.66 | 16.45 |      | 150.0 |         |
| 10557-AAA | IEEE 1602.11ac WiFi (160MHz, MCS3, 99pc duty cycle) | X | 6.15 | 67.59 | 16.40 | 0.00 | 150.0 | ± 9.6 % |
|           |   | Y | 6.15 | 67.52 | 16.38 |      | 150.0 |         |
|           |   | Z | 6.15 | 67.65 | 16.46 |      | 150.0 |         |

|           |   |   |       |        |       |      |       |         |
|-----------|---|---|-------|--------|-------|------|-------|---------|
| 10558-AAA | IEEE 1602.11ac WiFi (160MHz, MCS4, 99pc duty cycle)             | X | 6.22  | 67.79  | 16.52 | 0.00 | 150.0 | ± 9.6 % |
|           |   | Y | 6.21  | 67.72  | 16.49 |      | 150.0 |         |
|           |   | Z | 6.21  | 67.84  | 16.57 |      | 150.0 |         |
| 10560-AAA | IEEE 1602.11ac WiFi (160MHz, MCS6, 99pc duty cycle)             | X | 6.21  | 67.62  | 16.48 | 0.00 | 150.0 | ± 9.6 % |
|           |   | Y | 6.20  | 67.54  | 16.44 |      | 150.0 |         |
|           |   | Z | 6.21  | 67.67  | 16.52 |      | 150.0 |         |
| 10561-AAA | IEEE 1602.11ac WiFi (160MHz, MCS7, 99pc duty cycle)             | X | 6.12  | 67.56  | 16.48 | 0.00 | 150.0 | ± 9.6 % |
|           |   | Y | 6.11  | 67.49  | 16.45 |      | 150.0 |         |
|           |   | Z | 6.11  | 67.62  | 16.54 |      | 150.0 |         |
| 10562-AAA | IEEE 1602.11ac WiFi (160MHz, MCS8, 99pc duty cycle)             | X | 6.29  | 68.09  | 16.75 | 0.00 | 150.0 | ± 9.6 % |
|           |   | Y | 6.28  | 68.00  | 16.71 |      | 150.0 |         |
|           |   | Z | 6.28  | 68.13  | 16.80 |      | 150.0 |         |
| 10563-AAA | IEEE 1602.11ac WiFi (160MHz, MCS9, 99pc duty cycle)             | X | 6.54  | 68.36  | 16.83 | 0.00 | 150.0 | ± 9.6 % |
|           |   | Y | 6.57  | 68.41  | 16.85 |      | 150.0 |         |
|           |   | Z | 6.57  | 68.51  | 16.93 |      | 150.0 |         |
| 10564-AAA | IEEE 802.11g WiFi 2.4 GHz (DSSS-OFDM, 9 Mbps, 99pc duty cycle)  | X | 5.06  | 67.04  | 16.51 | 0.46 | 150.0 | ± 9.6 % |
|           |   | Y | 5.05  | 67.01  | 16.47 |      | 150.0 |         |
|           |   | Z | 5.06  | 67.15  | 16.59 |      | 150.0 |         |
| 10565-AAA | IEEE 802.11g WiFi 2.4 GHz (DSSS-OFDM, 12 Mbps, 99pc duty cycle) | X | 5.34  | 67.54  | 16.84 | 0.46 | 150.0 | ± 9.6 % |
|           |   | Y | 5.32  | 67.51  | 16.80 |      | 150.0 |         |
|           |   | Z | 5.33  | 67.64  | 16.90 |      | 150.0 |         |
| 10566-AAA | IEEE 802.11g WiFi 2.4 GHz (DSSS-OFDM, 18 Mbps, 99pc duty cycle) | X | 5.17  | 67.43  | 16.67 | 0.46 | 150.0 | ± 9.6 % |
|           |   | Y | 5.15  | 67.38  | 16.64 |      | 150.0 |         |
|           |   | Z | 5.16  | 67.53  | 16.75 |      | 150.0 |         |
| 10567-AAA | IEEE 802.11g WiFi 2.4 GHz (DSSS-OFDM, 24 Mbps, 99pc duty cycle) | X | 5.19  | 67.79  | 16.99 | 0.46 | 150.0 | ± 9.6 % |
|           |   | Y | 5.18  | 67.77  | 16.98 |      | 150.0 |         |
|           |   | Z | 5.18  | 67.89  | 17.07 |      | 150.0 |         |
| 10568-AAA | IEEE 802.11g WiFi 2.4 GHz (DSSS-OFDM, 36 Mbps, 99pc duty cycle) | X | 5.08  | 67.13  | 16.42 | 0.46 | 150.0 | ± 9.6 % |
|           |   | Y | 5.06  | 67.09  | 16.38 |      | 150.0 |         |
|           |   | Z | 5.07  | 67.25  | 16.51 |      | 150.0 |         |
| 10569-AAA | IEEE 802.11g WiFi 2.4 GHz (DSSS-OFDM, 48 Mbps, 99pc duty cycle) | X | 5.13  | 67.78  | 16.99 | 0.46 | 150.0 | ± 9.6 % |
|           |   | Y | 5.12  | 67.79  | 17.00 |      | 150.0 |         |
|           |   | Z | 5.12  | 67.90  | 17.08 |      | 150.0 |         |
| 10570-AAA | IEEE 802.11g WiFi 2.4 GHz (DSSS-OFDM, 54 Mbps, 99pc duty cycle) | X | 5.17  | 67.61  | 16.93 | 0.46 | 150.0 | ± 9.6 % |
|           |   | Y | 5.16  | 67.61  | 16.93 |      | 150.0 |         |
|           |   | Z | 5.16  | 67.74  | 17.02 |      | 150.0 |         |
| 10571-AAA | IEEE 802.11b WiFi 2.4 GHz (DSSS, 1 Mbps, 90pc duty cycle)       | X | 1.39  | 66.83  | 16.76 | 0.46 | 130.0 | ± 9.6 % |
|           |   | Y | 1.39  | 66.19  | 16.38 |      | 130.0 |         |
|           |   | Z | 1.42  | 67.03  | 17.01 |      | 130.0 |         |
| 10572-AAA | IEEE 802.11b WiFi 2.4 GHz (DSSS, 2 Mbps, 90pc duty cycle)       | X | 1.43  | 67.56  | 17.16 | 0.46 | 130.0 | ± 9.6 % |
|           |   | Y | 1.42  | 66.85  | 16.75 |      | 130.0 |         |
|           |   | Z | 1.46  | 67.77  | 17.42 |      | 130.0 |         |
| 10573-AAA | IEEE 802.11b WiFi 2.4 GHz (DSSS, 5.5 Mbps, 90pc duty cycle)     | X | 18.61 | 116.47 | 31.43 | 0.46 | 130.0 | ± 9.6 % |
|           |   | Y | 4.07  | 92.61  | 25.14 |      | 130.0 |         |
|           |   | Z | 21.94 | 121.24 | 33.33 |      | 130.0 |         |
| 10574-AAA | IEEE 802.11b WiFi 2.4 GHz (DSSS, 11 Mbps, 90pc duty cycle)      | X | 1.85  | 75.72  | 20.80 | 0.46 | 130.0 | ± 9.6 % |
|           |   | Y | 1.71  | 73.65  | 19.92 |      | 130.0 |         |
|           |   | Z | 1.88  | 76.05  | 21.19 |      | 130.0 |         |



|           |   |   |      |       |       |      |       |         |
|-----------|---|---|------|-------|-------|------|-------|---------|
| 10575-AAA | IEEE 802.11g WiFi 2.4 GHz (DSSS-OFDM, 6 Mbps, 90pc duty cycle)  | X | 4.89 | 66.92 | 16.62 | 0.46 | 130.0 | ± 9.6 % |
|           |   | Y | 4.88 | 66.90 | 16.59 |      | 130.0 |         |
|           |   | Z | 4.88 | 67.03 | 16.69 |      | 130.0 |         |
| 10576-AAA | IEEE 802.11g WiFi 2.4 GHz (DSSS-OFDM, 9 Mbps, 90pc duty cycle)  | X | 4.91 | 67.07 | 16.68 | 0.46 | 130.0 | ± 9.6 % |
|           |   | Y | 4.91 | 67.06 | 16.65 |      | 130.0 |         |
|           |   | Z | 4.91 | 67.19 | 16.75 |      | 130.0 |         |
| 10577-AAA | IEEE 802.11g WiFi 2.4 GHz (DSSS-OFDM, 12 Mbps, 90pc duty cycle) | X | 5.16 | 67.42 | 16.86 | 0.46 | 130.0 | ± 9.6 % |
|           |   | Y | 5.15 | 67.40 | 16.83 |      | 130.0 |         |
|           |   | Z | 5.15 | 67.52 | 16.93 |      | 130.0 |         |
| 10578-AAA | IEEE 802.11g WiFi 2.4 GHz (DSSS-OFDM, 18 Mbps, 90pc duty cycle) | X | 5.06 | 67.59 | 16.95 | 0.46 | 130.0 | ± 9.6 % |
|           |   | Y | 5.04 | 67.58 | 16.94 |      | 130.0 |         |
|           |   | Z | 5.04 | 67.69 | 17.03 |      | 130.0 |         |
| 10579-AAA | IEEE 802.11g WiFi 2.4 GHz (DSSS-OFDM, 24 Mbps, 90pc duty cycle) | X | 4.84 | 67.04 | 16.37 | 0.46 | 130.0 | ± 9.6 % |
|           |   | Y | 4.82 | 66.95 | 16.30 |      | 130.0 |         |
|           |   | Z | 4.83 | 67.12 | 16.43 |      | 130.0 |         |
| 10580-AAA | IEEE 802.11g WiFi 2.4 GHz (DSSS-OFDM, 36 Mbps, 90pc duty cycle) | X | 4.88 | 66.96 | 16.35 | 0.46 | 130.0 | ± 9.6 % |
|           |   | Y | 4.86 | 66.90 | 16.28 |      | 130.0 |         |
|           |   | Z | 4.87 | 67.07 | 16.42 |      | 130.0 |         |
| 10581-AAA | IEEE 802.11g WiFi 2.4 GHz (DSSS-OFDM, 48 Mbps, 90pc duty cycle) | X | 4.97 | 67.71 | 16.92 | 0.46 | 130.0 | ± 9.6 % |
|           |   | Y | 4.95 | 67.68 | 16.90 |      | 130.0 |         |
|           |   | Z | 4.95 | 67.80 | 16.99 |      | 130.0 |         |
| 10582-AAA | IEEE 802.11g WiFi 2.4 GHz (DSSS-OFDM, 54 Mbps, 90pc duty cycle) | X | 4.80 | 66.79 | 16.17 | 0.46 | 130.0 | ± 9.6 % |
|           |   | Y | 4.77 | 66.69 | 16.09 |      | 130.0 |         |
|           |   | Z | 4.78 | 66.88 | 16.24 |      | 130.0 |         |
| 10583-AAA | IEEE 802.11a/h WiFi 5 GHz (OFDM, 6 Mbps, 90pc duty cycle)       | X | 4.89 | 66.92 | 16.62 | 0.46 | 130.0 | ± 9.6 % |
|           |   | Y | 4.88 | 66.90 | 16.59 |      | 130.0 |         |
|           |   | Z | 4.88 | 67.03 | 16.69 |      | 130.0 |         |
| 10584-AAA | IEEE 802.11a/h WiFi 5 GHz (OFDM, 9 Mbps, 90pc duty cycle)       | X | 4.91 | 67.07 | 16.68 | 0.46 | 130.0 | ± 9.6 % |
|           |   | Y | 4.91 | 67.06 | 16.65 |      | 130.0 |         |
|           |   | Z | 4.91 | 67.19 | 16.75 |      | 130.0 |         |
| 10585-AAA | IEEE 802.11a/h WiFi 5 GHz (OFDM, 12 Mbps, 90pc duty cycle)      | X | 5.16 | 67.42 | 16.86 | 0.46 | 130.0 | ± 9.6 % |
|           |   | Y | 5.15 | 67.40 | 16.83 |      | 130.0 |         |
|           |   | Z | 5.15 | 67.52 | 16.93 |      | 130.0 |         |
| 10586-AAA | IEEE 802.11a/h WiFi 5 GHz (OFDM, 18 Mbps, 90pc duty cycle)      | X | 5.06 | 67.59 | 16.95 | 0.46 | 130.0 | ± 9.6 % |
|           |   | Y | 5.04 | 67.58 | 16.94 |      | 130.0 |         |
|           |   | Z | 5.04 | 67.69 | 17.03 |      | 130.0 |         |
| 10587-AAA | IEEE 802.11a/h WiFi 5 GHz (OFDM, 24 Mbps, 90pc duty cycle)      | X | 4.84 | 67.04 | 16.37 | 0.46 | 130.0 | ± 9.6 % |
|           |   | Y | 4.82 | 66.95 | 16.30 |      | 130.0 |         |
|           |   | Z | 4.83 | 67.12 | 16.43 |      | 130.0 |         |
| 10588-AAA | IEEE 802.11a/h WiFi 5 GHz (OFDM, 36 Mbps, 90pc duty cycle)      | X | 4.88 | 66.96 | 16.35 | 0.46 | 130.0 | ± 9.6 % |
|           |   | Y | 4.86 | 66.90 | 16.28 |      | 130.0 |         |
|           |   | Z | 4.87 | 67.07 | 16.42 |      | 130.0 |         |
| 10589-AAA | IEEE 802.11a/h WiFi 5 GHz (OFDM, 48 Mbps, 90pc duty cycle)      | X | 4.97 | 67.71 | 16.92 | 0.46 | 130.0 | ± 9.6 % |
|           |   | Y | 4.95 | 67.68 | 16.90 |      | 130.0 |         |
|           |   | Z | 4.95 | 67.80 | 16.99 |      | 130.0 |         |
| 10590-AAA | IEEE 802.11a/h WiFi 5 GHz (OFDM, 54 Mbps, 90pc duty cycle)      | X | 4.80 | 66.79 | 16.17 | 0.46 | 130.0 | ± 9.6 % |
|           |   | Y | 4.77 | 66.69 | 16.09 |      | 130.0 |         |
|           |   | Z | 4.78 | 66.88 | 16.24 |      | 130.0 |         |

|           |   |   |      |       |       |      |       |         |
|-----------|---|---|------|-------|-------|------|-------|---------|
| 10591-AAA | IEEE 802.11n (HT Mixed, 20MHz, MCS0, 90pc duty cycle) | X | 5.03 | 66.97 | 16.70 | 0.46 | 130.0 | ± 9.6 % |
|           |   | Y | 5.03 | 66.96 | 16.68 |      | 130.0 |         |
|           |   | Z | 5.03 | 67.08 | 16.78 |      | 130.0 |         |
| 10592-AAA | IEEE 802.11n (HT Mixed, 20MHz, MCS1, 90pc duty cycle) | X | 5.22 | 67.32 | 16.82 | 0.46 | 130.0 | ± 9.6 % |
|           |   | Y | 5.21 | 67.31 | 16.80 |      | 130.0 |         |
|           |   | Z | 5.21 | 67.42 | 16.90 |      | 130.0 |         |
| 10593-AAA | IEEE 802.11n (HT Mixed, 20MHz, MCS2, 90pc duty cycle) | X | 5.16 | 67.30 | 16.75 | 0.46 | 130.0 | ± 9.6 % |
|           |   | Y | 5.14 | 67.27 | 16.71 |      | 130.0 |         |
|           |   | Z | 5.14 | 67.40 | 16.82 |      | 130.0 |         |
| 10594-AAA | IEEE 802.11n (HT Mixed, 20MHz, MCS3, 90pc duty cycle) | X | 5.20 | 67.42 | 16.87 | 0.46 | 130.0 | ± 9.6 % |
|           |   | Y | 5.19 | 67.41 | 16.85 |      | 130.0 |         |
|           |   | Z | 5.19 | 67.53 | 16.94 |      | 130.0 |         |
| 10595-AAA | IEEE 802.11n (HT Mixed, 20MHz, MCS4, 90pc duty cycle) | X | 5.19 | 67.42 | 16.79 | 0.46 | 130.0 | ± 9.6 % |
|           |   | Y | 5.17 | 67.39 | 16.76 |      | 130.0 |         |
|           |   | Z | 5.17 | 67.51 | 16.86 |      | 130.0 |         |
| 10596-AAA | IEEE 802.11n (HT Mixed, 20MHz, MCS5, 90pc duty cycle) | X | 5.12 | 67.41 | 16.79 | 0.46 | 130.0 | ± 9.6 % |
|           |   | Y | 5.11 | 67.38 | 16.76 |      | 130.0 |         |
|           |   | Z | 5.11 | 67.51 | 16.86 |      | 130.0 |         |
| 10597-AAA | IEEE 802.11n (HT Mixed, 20MHz, MCS6, 90pc duty cycle) | X | 5.08 | 67.37 | 16.71 | 0.46 | 130.0 | ± 9.6 % |
|           |   | Y | 5.06 | 67.32 | 16.67 |      | 130.0 |         |
|           |   | Z | 5.06 | 67.46 | 16.78 |      | 130.0 |         |
| 10598-AAA | IEEE 802.11n (HT Mixed, 20MHz, MCS7, 90pc duty cycle) | X | 5.06 | 67.63 | 16.97 | 0.46 | 130.0 | ± 9.6 % |
|           |   | Y | 5.04 | 67.59 | 16.94 |      | 130.0 |         |
|           |   | Z | 5.04 | 67.71 | 17.04 |      | 130.0 |         |
| 10599-AAA | IEEE 802.11n (HT Mixed, 40MHz, MCS0, 90pc duty cycle) | X | 5.70 | 67.60 | 16.89 | 0.46 | 130.0 | ± 9.6 % |
|           |   | Y | 5.70 | 67.57 | 16.88 |      | 130.0 |         |
|           |   | Z | 5.69 | 67.67 | 16.95 |      | 130.0 |         |
| 10600-AAA | IEEE 802.11n (HT Mixed, 40MHz, MCS1, 90pc duty cycle) | X | 5.96 | 68.36 | 17.25 | 0.46 | 130.0 | ± 9.6 % |
|           |   | Y | 5.93 | 68.27 | 17.19 |      | 130.0 |         |
|           |   | Z | 5.92 | 68.36 | 17.27 |      | 130.0 |         |
| 10601-AAA | IEEE 802.11n (HT Mixed, 40MHz, MCS2, 90pc duty cycle) | X | 5.77 | 67.88 | 17.02 | 0.46 | 130.0 | ± 9.6 % |
|           |   | Y | 5.76 | 67.84 | 17.00 |      | 130.0 |         |
|           |   | Z | 5.76 | 67.94 | 17.07 |      | 130.0 |         |
| 10602-AAA | IEEE 802.11n (HT Mixed, 40MHz, MCS3, 90pc duty cycle) | X | 5.89 | 67.97 | 16.99 | 0.46 | 130.0 | ± 9.6 % |
|           |   | Y | 5.86 | 67.86 | 16.92 |      | 130.0 |         |
|           |   | Z | 5.85 | 67.97 | 17.01 |      | 130.0 |         |
| 10603-AAA | IEEE 802.11n (HT Mixed, 40MHz, MCS4, 90pc duty cycle) | X | 6.01 | 68.36 | 17.30 | 0.46 | 130.0 | ± 9.6 % |
|           |   | Y | 5.97 | 68.24 | 17.24 |      | 130.0 |         |
|           |   | Z | 5.97 | 68.34 | 17.32 |      | 130.0 |         |
| 10604-AAA | IEEE 802.11n (HT Mixed, 40MHz, MCS5, 90pc duty cycle) | X | 5.72 | 67.60 | 16.91 | 0.46 | 130.0 | ± 9.6 % |
|           |   | Y | 5.71 | 67.55 | 16.89 |      | 130.0 |         |
|           |   | Z | 5.70 | 67.65 | 16.97 |      | 130.0 |         |
| 10605-AAA | IEEE 802.11n (HT Mixed, 40MHz, MCS6, 90pc duty cycle) | X | 5.82 | 67.89 | 17.06 | 0.46 | 130.0 | ± 9.6 % |
|           |   | Y | 5.81 | 67.84 | 17.03 |      | 130.0 |         |
|           |   | Z | 5.81 | 67.95 | 17.12 |      | 130.0 |         |
| 10606-AAA | IEEE 802.11n (HT Mixed, 40MHz, MCS7, 90pc duty cycle) | X | 5.59 | 67.36 | 16.67 | 0.46 | 130.0 | ± 9.6 % |
|           |   | Y | 5.59 | 67.33 | 16.65 |      | 130.0 |         |
|           |   | Z | 5.59 | 67.46 | 16.75 |      | 130.0 |         |

|           |   |   |      |       |       |      |       |         |
|-----------|---|---|------|-------|-------|------|-------|---------|
| 10607-AAA | IEEE 802.11ac WiFi (20MHz, MCS0, 90pc duty cycle) | X | 4.86 | 66.24 | 16.30 | 0.46 | 130.0 | ± 9.6 % |
|           |   | Y | 4.85 | 66.24 | 16.28 |      | 130.0 |         |
|           |   | Z | 4.86 | 66.37 | 16.38 |      | 130.0 |         |
| 10608-AAA | IEEE 802.11ac WiFi (20MHz, MCS1, 90pc duty cycle) | X | 5.09 | 66.68 | 16.46 | 0.46 | 130.0 | ± 9.6 % |
|           |   | Y | 5.07 | 66.67 | 16.44 |      | 130.0 |         |
|           |   | Z | 5.08 | 66.80 | 16.54 |      | 130.0 |         |
| 10609-AAA | IEEE 802.11ac WiFi (20MHz, MCS2, 90pc duty cycle) | X | 4.98 | 66.59 | 16.34 | 0.46 | 130.0 | ± 9.6 % |
|           |   | Y | 4.96 | 66.55 | 16.31 |      | 130.0 |         |
|           |   | Z | 4.97 | 66.70 | 16.42 |      | 130.0 |         |
| 10610-AAA | IEEE 802.11ac WiFi (20MHz, MCS3, 90pc duty cycle) | X | 5.03 | 66.73 | 16.49 | 0.46 | 130.0 | ± 9.6 % |
|           |   | Y | 5.02 | 66.71 | 16.47 |      | 130.0 |         |
|           |   | Z | 5.02 | 66.85 | 16.57 |      | 130.0 |         |
| 10611-AAA | IEEE 802.11ac WiFi (20MHz, MCS4, 90pc duty cycle) | X | 4.96 | 66.60 | 16.37 | 0.46 | 130.0 | ± 9.6 % |
|           |   | Y | 4.94 | 66.56 | 16.33 |      | 130.0 |         |
|           |   | Z | 4.95 | 66.70 | 16.44 |      | 130.0 |         |
| 10612-AAA | IEEE 802.11ac WiFi (20MHz, MCS5, 90pc duty cycle) | X | 4.98 | 66.74 | 16.40 | 0.46 | 130.0 | ± 9.6 % |
|           |   | Y | 4.96 | 66.69 | 16.36 |      | 130.0 |         |
|           |   | Z | 4.97 | 66.85 | 16.48 |      | 130.0 |         |
| 10613-AAA | IEEE 802.11ac WiFi (20MHz, MCS6, 90pc duty cycle) | X | 5.00 | 66.68 | 16.32 | 0.46 | 130.0 | ± 9.6 % |
|           |   | Y | 4.97 | 66.62 | 16.27 |      | 130.0 |         |
|           |   | Z | 4.98 | 66.79 | 16.39 |      | 130.0 |         |
| 10614-AAA | IEEE 802.11ac WiFi (20MHz, MCS7, 90pc duty cycle) | X | 4.92 | 66.87 | 16.54 | 0.46 | 130.0 | ± 9.6 % |
|           |   | Y | 4.90 | 66.82 | 16.51 |      | 130.0 |         |
|           |   | Z | 4.91 | 66.96 | 16.61 |      | 130.0 |         |
| 10615-AAA | IEEE 802.11ac WiFi (20MHz, MCS8, 90pc duty cycle) | X | 4.96 | 66.40 | 16.15 | 0.46 | 130.0 | ± 9.6 % |
|           |   | Y | 4.94 | 66.35 | 16.10 |      | 130.0 |         |
|           |   | Z | 4.95 | 66.52 | 16.23 |      | 130.0 |         |
| 10616-AAA | IEEE 802.11ac WiFi (40MHz, MCS0, 90pc duty cycle) | X | 5.51 | 66.85 | 16.50 | 0.46 | 130.0 | ± 9.6 % |
|           |   | Y | 5.51 | 66.82 | 16.48 |      | 130.0 |         |
|           |   | Z | 5.51 | 66.93 | 16.57 |      | 130.0 |         |
| 10617-AAA | IEEE 802.11ac WiFi (40MHz, MCS1, 90pc duty cycle) | X | 5.58 | 66.97 | 16.52 | 0.46 | 130.0 | ± 9.6 % |
|           |   | Y | 5.57 | 66.93 | 16.50 |      | 130.0 |         |
|           |   | Z | 5.57 | 67.05 | 16.59 |      | 130.0 |         |
| 10618-AAA | IEEE 802.11ac WiFi (40MHz, MCS2, 90pc duty cycle) | X | 5.47 | 67.03 | 16.57 | 0.46 | 130.0 | ± 9.6 % |
|           |   | Y | 5.47 | 67.01 | 16.56 |      | 130.0 |         |
|           |   | Z | 5.47 | 67.12 | 16.65 |      | 130.0 |         |
| 10619-AAA | IEEE 802.11ac WiFi (40MHz, MCS3, 90pc duty cycle) | X | 5.49 | 66.84 | 16.42 | 0.46 | 130.0 | ± 9.6 % |
|           |   | Y | 5.48 | 66.81 | 16.40 |      | 130.0 |         |
|           |   | Z | 5.49 | 66.94 | 16.49 |      | 130.0 |         |
| 10620-AAA | IEEE 802.11ac WiFi (40MHz, MCS4, 90pc duty cycle) | X | 5.63 | 67.01 | 16.55 | 0.46 | 130.0 | ± 9.6 % |
|           |   | Y | 5.61 | 66.94 | 16.51 |      | 130.0 |         |
|           |   | Z | 5.61 | 67.06 | 16.60 |      | 130.0 |         |
| 10621-AAA | IEEE 802.11ac WiFi (40MHz, MCS5, 90pc duty cycle) | X | 5.59 | 67.04 | 16.67 | 0.46 | 130.0 | ± 9.6 % |
|           |   | Y | 5.58 | 67.00 | 16.66 |      | 130.0 |         |
|           |   | Z | 5.58 | 67.11 | 16.73 |      | 130.0 |         |
| 10622-AAA | IEEE 802.11ac WiFi (40MHz, MCS6, 90pc duty cycle) | X | 5.58 | 67.13 | 16.71 | 0.46 | 130.0 | ± 9.6 % |
|           |   | Y | 5.58 | 67.10 | 16.70 |      | 130.0 |         |
|           |   | Z | 5.57 | 67.21 | 16.77 |      | 130.0 |         |

|           |   |   |      |       |       |      |       |         |
|-----------|---|---|------|-------|-------|------|-------|---------|
| 10623-AAA | IEEE 802.11ac WiFi (40MHz, MCS7, 90pc duty cycle)   | X | 5.50 | 66.83 | 16.46 | 0.46 | 130.0 | ± 9.6 % |
|           |   | Y | 5.47 | 66.72 | 16.39 |      | 130.0 |         |
|           |   | Z | 5.48 | 66.85 | 16.49 |      | 130.0 |         |
| 10624-AAA | IEEE 802.11ac WiFi (40MHz, MCS8, 90pc duty cycle)   | X | 5.66 | 66.88 | 16.54 | 0.46 | 130.0 | ± 9.6 % |
|           |   | Y | 5.65 | 66.86 | 16.52 |      | 130.0 |         |
|           |   | Z | 5.65 | 66.97 | 16.61 |      | 130.0 |         |
| 10625-AAA | IEEE 802.11ac WiFi (40MHz, MCS9, 90pc duty cycle)   | X | 6.01 | 67.74 | 17.01 | 0.46 | 130.0 | ± 9.6 % |
|           |   | Y | 6.05 | 67.88 | 17.08 |      | 130.0 |         |
|           |   | Z | 6.04 | 67.96 | 17.15 |      | 130.0 |         |
| 10626-AAA | IEEE 802.11ac WiFi (80MHz, MCS0, 90pc duty cycle)   | X | 5.75 | 66.88 | 16.43 | 0.46 | 130.0 | ± 9.6 % |
|           |   | Y | 5.76 | 66.85 | 16.41 |      | 130.0 |         |
|           |   | Z | 5.75 | 66.96 | 16.49 |      | 130.0 |         |
| 10627-AAA | IEEE 802.11ac WiFi (80MHz, MCS1, 90pc duty cycle)   | X | 6.01 | 67.38 | 16.62 | 0.46 | 130.0 | ± 9.6 % |
|           |   | Y | 6.02 | 67.40 | 16.64 |      | 130.0 |         |
|           |   | Z | 6.01 | 67.49 | 16.71 |      | 130.0 |         |
| 10628-AAA | IEEE 802.11ac WiFi (80MHz, MCS2, 90pc duty cycle)   | X | 5.83 | 67.09 | 16.43 | 0.46 | 130.0 | ± 9.6 % |
|           |   | Y | 5.83 | 67.04 | 16.40 |      | 130.0 |         |
|           |   | Z | 5.83 | 67.16 | 16.49 |      | 130.0 |         |
| 10629-AAA | IEEE 802.11ac WiFi (80MHz, MCS3, 90pc duty cycle)   | X | 5.95 | 67.23 | 16.49 | 0.46 | 130.0 | ± 9.6 % |
|           |   | Y | 5.93 | 67.12 | 16.43 |      | 130.0 |         |
|           |   | Z | 5.93 | 67.24 | 16.52 |      | 130.0 |         |
| 10630-AAA | IEEE 802.11ac WiFi (80MHz, MCS4, 90pc duty cycle)   | X | 6.53 | 69.08 | 17.41 | 0.46 | 130.0 | ± 9.6 % |
|           |   | Y | 6.52 | 69.03 | 17.38 |      | 130.0 |         |
|           |   | Z | 6.50 | 69.10 | 17.45 |      | 130.0 |         |
| 10631-AAA | IEEE 802.11ac WiFi (80MHz, MCS5, 90pc duty cycle)   | X | 6.39 | 68.76 | 17.42 | 0.46 | 130.0 | ± 9.6 % |
|           |   | Y | 6.37 | 68.68 | 17.39 |      | 130.0 |         |
|           |   | Z | 6.35 | 68.75 | 17.45 |      | 130.0 |         |
| 10632-AAA | IEEE 802.11ac WiFi (80MHz, MCS6, 90pc duty cycle)   | X | 6.01 | 67.52 | 16.82 | 0.46 | 130.0 | ± 9.6 % |
|           |   | Y | 6.00 | 67.49 | 16.82 |      | 130.0 |         |
|           |   | Z | 5.99 | 67.58 | 16.88 |      | 130.0 |         |
| 10633-AAA | IEEE 802.11ac WiFi (80MHz, MCS7, 90pc duty cycle)   | X | 5.97 | 67.44 | 16.62 | 0.46 | 130.0 | ± 9.6 % |
|           |   | Y | 5.95 | 67.35 | 16.58 |      | 130.0 |         |
|           |   | Z | 5.95 | 67.46 | 16.66 |      | 130.0 |         |
| 10634-AAA | IEEE 802.11ac WiFi (80MHz, MCS8, 90pc duty cycle)   | X | 5.94 | 67.39 | 16.66 | 0.46 | 130.0 | ± 9.6 % |
|           |   | Y | 5.92 | 67.31 | 16.62 |      | 130.0 |         |
|           |   | Z | 5.91 | 67.41 | 16.70 |      | 130.0 |         |
| 10635-AAA | IEEE 802.11ac WiFi (80MHz, MCS9, 90pc duty cycle)   | X | 5.81 | 66.73 | 16.09 | 0.46 | 130.0 | ± 9.6 % |
|           |   | Y | 5.79 | 66.63 | 16.02 |      | 130.0 |         |
|           |   | Z | 5.80 | 66.78 | 16.13 |      | 130.0 |         |
| 10636-AAA | IEEE 1602.11ac WiFi (160MHz, MCS0, 90pc duty cycle) | X | 6.15 | 67.27 | 16.52 | 0.46 | 130.0 | ± 9.6 % |
|           |   | Y | 6.16 | 67.25 | 16.52 |      | 130.0 |         |
|           |   | Z | 6.16 | 67.35 | 16.59 |      | 130.0 |         |
| 10637-AAA | IEEE 1602.11ac WiFi (160MHz, MCS1, 90pc duty cycle) | X | 6.36 | 67.74 | 16.73 | 0.46 | 130.0 | ± 9.6 % |
|           |   | Y | 6.35 | 67.67 | 16.70 |      | 130.0 |         |
|           |   | Z | 6.34 | 67.77 | 16.77 |      | 130.0 |         |
| 10638-AAA | IEEE 1602.11ac WiFi (160MHz, MCS2, 90pc duty cycle) | X | 6.33 | 67.63 | 16.65 | 0.46 | 130.0 | ± 9.6 % |
|           |   | Y | 6.34 | 67.61 | 16.65 |      | 130.0 |         |
|           |   | Z | 6.33 | 67.71 | 16.72 |      | 130.0 |         |

|           |  |   |       |        |       |      |       |         |
|-----------|--|---|-------|--------|-------|------|-------|---------|
| 10639-AAA | IEEE 1602.11ac WiFi (160MHz, MCS3, 90pc duty cycle)    | X | 6.35  | 67.70  | 16.74 | 0.46 | 130.0 | ± 9.6 % |
|           |  | Y | 6.35  | 67.65  | 16.72 |      | 130.0 |         |
|           |  | Z | 6.34  | 67.75  | 16.79 |      | 130.0 |         |
| 10640-AAA | IEEE 1602.11ac WiFi (160MHz, MCS4, 90pc duty cycle)    | X | 6.39  | 67.82  | 16.74 | 0.46 | 130.0 | ± 9.6 % |
|           |  | Y | 6.38  | 67.74  | 16.71 |      | 130.0 |         |
|           |  | Z | 6.38  | 67.86  | 16.79 |      | 130.0 |         |
| 10641-AAA | IEEE 1602.11ac WiFi (160MHz, MCS5, 90pc duty cycle)    | X | 6.37  | 67.50  | 16.60 | 0.46 | 130.0 | ± 9.6 % |
|           |  | Y | 6.36  | 67.44  | 16.57 |      | 130.0 |         |
|           |  | Z | 6.36  | 67.56  | 16.65 |      | 130.0 |         |
| 10642-AAA | IEEE 1602.11ac WiFi (160MHz, MCS6, 90pc duty cycle)    | X | 6.45  | 67.86  | 16.94 | 0.46 | 130.0 | ± 9.6 % |
|           |  | Y | 6.43  | 67.79  | 16.91 |      | 130.0 |         |
|           |  | Z | 6.43  | 67.88  | 16.98 |      | 130.0 |         |
| 10643-AAA | IEEE 1602.11ac WiFi (160MHz, MCS7, 90pc duty cycle)    | X | 6.27  | 67.55  | 16.69 | 0.46 | 130.0 | ± 9.6 % |
|           |  | Y | 6.26  | 67.47  | 16.66 |      | 130.0 |         |
|           |  | Z | 6.26  | 67.59  | 16.74 |      | 130.0 |         |
| 10644-AAA | IEEE 1602.11ac WiFi (160MHz, MCS8, 90pc duty cycle)    | X | 6.53  | 68.33  | 17.11 | 0.46 | 130.0 | ± 9.6 % |
|           |  | Y | 6.51  | 68.21  | 17.05 |      | 130.0 |         |
|           |  | Z | 6.51  | 68.32  | 17.13 |      | 130.0 |         |
| 10645-AAA | IEEE 1602.11ac WiFi (160MHz, MCS9, 90pc duty cycle)    | X | 6.77  | 68.56  | 17.17 | 0.46 | 130.0 | ± 9.6 % |
|           |  | Y | 6.81  | 68.62  | 17.19 |      | 130.0 |         |
|           |  | Z | 6.80  | 68.72  | 17.27 |      | 130.0 |         |
| 10646-AAB | LTE-TDD (SC-FDMA, 1 RB, 5 MHz, QPSK, UL Subframe=2,7)  | X | 25.99 | 106.58 | 35.17 | 9.30 | 60.0  | ± 9.6 % |
|           |  | Y | 21.82 | 102.72 | 33.95 |      | 60.0  |         |
|           |  | Z | 27.43 | 108.77 | 35.97 |      | 60.0  |         |
| 10647-AAA | LTE-TDD (SC-FDMA, 1 RB, 20 MHz, QPSK, UL Subframe=2,7) | X | 27.16 | 108.33 | 35.83 | 9.30 | 60.0  | ± 9.6 % |
|           |  | Y | 22.36 | 104.00 | 34.47 |      | 60.0  |         |
|           |  | Z | 28.70 | 110.58 | 36.65 |      | 60.0  |         |
| 10648-AAA | CDMA2000 (1x Advanced)                                 | X | 0.86  | 65.46  | 12.69 | 0.00 | 150.0 | ± 9.6 % |
|           |  | Y | 0.83  | 64.77  | 12.28 |      | 150.0 |         |
|           |  | Z | 0.90  | 66.26  | 13.22 |      | 150.0 |         |

<sup>E</sup> Uncertainty is determined using the max. deviation from linear response applying rectangular distribution and is expressed for the square of the field value.



Accredited by the Swiss Accreditation Service (SAS)  
The Swiss Accreditation Service is one of the signatories to the EA  
Multilateral Agreement for the recognition of calibration certificates

Accreditation No.: **SCS 0108**

Client **PC Test**

Certificate No: **EX3-3589\_Jan17**

## CALIBRATION CERTIFICATE

Object **EX3DV4 - SN:3589**

Calibration procedure(s) **QA CAL-01.v9, QA CAL-14.v4, QA CAL-23.v5, QA CAL-25.v6  
Calibration procedure for dosimetric E-field probes**

Calibration date: **January 13, 2017**

*BNV  
01-26-2017*

This calibration certificate documents the traceability to national standards, which realize the physical units of measurements (SI).  
The measurements and the uncertainties with confidence probability are given on the following pages and are part of the certificate.

All calibrations have been conducted in the closed laboratory facility: environment temperature  $(22 \pm 3)^\circ\text{C}$  and humidity  $< 70\%$ .

Calibration Equipment used (M&TE critical for calibration)

| Primary Standards          | ID               | Cal Date (Certificate No.)        | Scheduled Calibration  |
|----------------------------|------------------|-----------------------------------|------------------------|
| Power meter NRP            | SN: 104778       | 06-Apr-16 (No. 217-02288/02289)   | Apr-17                 |
| Power sensor NRP-Z91       | SN: 103244       | 06-Apr-16 (No. 217-02288)         | Apr-17                 |
| Power sensor NRP-Z91       | SN: 103245       | 06-Apr-16 (No. 217-02289)         | Apr-17                 |
| Reference 20 dB Attenuator | SN: S5277 (20x)  | 05-Apr-16 (No. 217-02293)         | Apr-17                 |
| Reference Probe ES3DV2     | SN: 3013         | 31-Dec-16 (No. ES3-3013_Dec16)    | Dec-17                 |
| DAE4                       | SN: 660          | 7-Dec-16 (No. DAE4-660_Dec16)     | Dec-17                 |
| Secondary Standards        | ID               | Check Date (in house)             | Scheduled Check        |
| Power meter E4419B         | SN: GB41293874   | 06-Apr-16 (in house check Jun-16) | In house check: Jun-18 |
| Power sensor E4412A        | SN: MY41498087   | 06-Apr-16 (in house check Jun-16) | In house check: Jun-18 |
| Power sensor E4412A        | SN: 000110210    | 06-Apr-16 (in house check Jun-16) | In house check: Jun-18 |
| RF generator HP 8648C      | SN: US3642U01700 | 04-Aug-99 (in house check Jun-16) | In house check: Jun-18 |
| Network Analyzer HP 8753E  | SN: US37390585   | 18-Oct-01 (in house check Oct-16) | In house check: Oct-17 |

|                |                              |  |               |
|----------------|------------------------------|--|---------------|
| Calibrated by: | Name<br><b>Michael Weber</b> | Function<br><b>Laboratory Technician</b> | Signature<br> |
| Approved by:   | <b>Katja Pokovic</b>         | <b>Technical Manager</b>                 |               |

Issued: January 16, 2017

This calibration certificate shall not be reproduced except in full without written approval of the laboratory.



Accredited by the Swiss Accreditation Service (SAS)

Accreditation No.: **SCS 0108**

The Swiss Accreditation Service is one of the signatories to the EA  
 Multilateral Agreement for the recognition of calibration certificates

### Glossary:

|                          |   |
|--------------------------|---|
| TSL                      | tissue simulating liquid  |
| NORM <sub>x,y,z</sub>    | sensitivity in free space   |
| ConvF                    | sensitivity in TSL / NORM <sub>x,y,z</sub>  |
| DCP                      | diode compression point   |
| CF                       | crest factor (1/duty_cycle) of the RF signal  |
| A, B, C, D               | modulation dependent linearization parameters   |
| Polarization $\phi$      | $\phi$ rotation around probe axis   |
| Polarization $\vartheta$ | $\vartheta$ rotation around an axis that is in the plane normal to probe axis (at measurement center),<br>i.e., $\vartheta = 0$ is normal to probe axis |
| Connector Angle          | information used in DASY system to align probe sensor X to the robot coordinate system  |

### Calibration is Performed According to the Following Standards:

- IEEE Std 1528-2013, "IEEE Recommended Practice for Determining the Peak Spatial-Averaged Specific Absorption Rate (SAR) in the Human Head from Wireless Communications Devices: Measurement Techniques", June 2013
- IEC 62209-1, "Procedure to measure the Specific Absorption Rate (SAR) for hand-held devices used in close proximity to the ear (frequency range of 300 MHz to 3 GHz)", February 2005
- IEC 62209-2, "Procedure to determine the Specific Absorption Rate (SAR) for wireless communication devices used in close proximity to the human body (frequency range of 30 MHz to 6 GHz)", March 2010
- KDB 865664, "SAR Measurement Requirements for 100 MHz to 6 GHz"

### Methods Applied and Interpretation of Parameters:

- NORM<sub>x,y,z</sub>**: Assessed for E-field polarization  $\vartheta = 0$  ( $f \leq 900$  MHz in TEM-cell;  $f > 1800$  MHz: R22 waveguide). NORM<sub>x,y,z</sub> are only intermediate values, i.e., the uncertainties of NORM<sub>x,y,z</sub> does not affect the  $E^2$ -field uncertainty inside TSL (see below ConvF).
- NORM(f)<sub>x,y,z</sub>** = NORM<sub>x,y,z</sub> \* frequency\_response (see Frequency Response Chart). This linearization is implemented in DASY4 software versions later than 4.2. The uncertainty of the frequency response is included in the stated uncertainty of ConvF.
- DCP<sub>x,y,z</sub>**: DCP are numerical linearization parameters assessed based on the data of power sweep with CW signal (no uncertainty required). DCP does not depend on frequency nor media.
- PAR**: PAR is the Peak to Average Ratio that is not calibrated but determined based on the signal characteristics
- A<sub>x,y,z</sub>; B<sub>x,y,z</sub>; C<sub>x,y,z</sub>; D<sub>x,y,z</sub>; VR<sub>x,y,z</sub>; A, B, C, D** are numerical linearization parameters assessed based on the data of power sweep for specific modulation signal. The parameters do not depend on frequency nor media. VR is the maximum calibration range expressed in RMS voltage across the diode.
- ConvF and Boundary Effect Parameters**: Assessed in flat phantom using E-field (or Temperature Transfer Standard for  $f \leq 800$  MHz) and inside waveguide using analytical field distributions based on power measurements for  $f > 800$  MHz. The same setups are used for assessment of the parameters applied for boundary compensation (alpha, depth) of which typical uncertainty values are given. These parameters are used in DASY4 software to improve probe accuracy close to the boundary. The sensitivity in TSL corresponds to NORM<sub>x,y,z</sub> \* ConvF whereby the uncertainty corresponds to that given for ConvF. A frequency dependent ConvF is used in DASY version 4.4 and higher which allows extending the validity from  $\pm 50$  MHz to  $\pm 100$  MHz.
- Spherical isotropy (3D deviation from isotropy)**: in a field of low gradients realized using a flat phantom exposed by a patch antenna.
- Sensor Offset**: The sensor offset corresponds to the offset of virtual measurement center from the probe tip (on probe axis). No tolerance required.
- Connector Angle**: The angle is assessed using the information gained by determining the NORM<sub>x</sub> (no uncertainty required).

# Probe EX3DV4

## SN:3589

Manufactured: March 30, 2006  
Calibrated: January 13, 2017

Calibrated for DASY/EASY Systems  
(Note: non-compatible with DASY2 system!)



## DASY/EASY - Parameters of Probe: EX3DV4 - SN:3589

### Basic Calibration Parameters

|   | Sensor X | Sensor Y | Sensor Z | Unc (k=2)     |
|---|----------|----------|----------|---------------|
| Norm ( $\mu\text{V}/(\text{V}/\text{m})^2$ ) <sup>A</sup> | 0.45     | 0.39     | 0.39     | $\pm 10.1 \%$ |
| DCP (mV) <sup>B</sup>                                     | 103.1    | 103.4    | 99.2     |               |

### Modulation Calibration Parameters

| UID           | Communication System Name                           |   | A<br>dB | B<br>dB $\sqrt{\mu\text{V}}$ | C    | D<br>dB | VR<br>mV | Unc <sup>E</sup><br>(k=2) |
|---------------|---|---|---------|------------------------------|------|---------|----------|---------------------------|
| 0             | CW  | X | 0.0     | 0.0                          | 1.0  | 0.00    | 161.2    | $\pm 3.3 \%$              |
|               |   | Y | 0.0     | 0.0                          | 1.0  |         | 173.7    |                           |
|               |   | Z | 0.0     | 0.0                          | 1.0  |         | 135.7    |                           |
| 10010-<br>CAA | SAR Validation (Square, 100ms, 10ms)                | X | 4.33    | 68.3                         | 14.2 | 10.00   | 44.8     | $\pm 1.9 \%$              |
|               |   | Y | 3.03    | 64.9                         | 12.6 |         | 44.0     |                           |
|               |   | Z | 1.75    | 59.1                         | 10.5 |         | 48.9     |                           |
| 10062-<br>CAB | IEEE 802.11a/h WiFi 5 GHz (OFDM, 6 Mbps)            | X | 10.36   | 69.2                         | 21.9 | 8.68    | 126.5    | $\pm 2.7 \%$              |
|               |   | Y | 10.35   | 68.8                         | 21.4 |         | 136.4    |                           |
|               |   | Z | 10.74   | 70.2                         | 22.3 |         | 149.4    |                           |
| 10117-<br>CAB | IEEE 802.11n (HT Mixed, 13.5 Mbps, BPSK)            | X | 10.30   | 69.0                         | 21.3 | 8.07    | 131.3    | $\pm 1.9 \%$              |
|               |   | Y | 10.24   | 68.6                         | 20.9 |         | 140.6    |                           |
|               |   | Z | 9.68    | 67.3                         | 20.2 |         | 105.8    |                           |
| 10196-<br>CAB | IEEE 802.11n (HT Mixed, 6.5 Mbps, BPSK)             | X | 9.88    | 68.6                         | 21.2 | 8.10    | 125.0    | $\pm 2.2 \%$              |
|               |   | Y | 9.95    | 68.5                         | 20.9 |         | 134.8    |                           |
|               |   | Z | 9.28    | 67.0                         | 20.1 |         | 100.7    |                           |
| 10400-<br>AAC | IEEE 802.11ac WiFi (20MHz, 64-QAM, 99pc duty cycle) | X | 10.17   | 68.9                         | 21.6 | 8.37    | 125.5    | $\pm 2.2 \%$              |
|               |   | Y | 10.21   | 68.7                         | 21.1 |         | 134.8    |                           |
|               |   | Z | 9.53    | 67.2                         | 20.4 |         | 100.7    |                           |
| 10401-<br>AAC | IEEE 802.11ac WiFi (40MHz, 64-QAM, 99pc duty cycle) | X | 10.95   | 69.6                         | 21.9 | 8.60    | 134.0    | $\pm 2.5 \%$              |
|               |   | Y | 10.86   | 69.1                         | 21.4 |         | 143.2    |                           |
|               |   | Z | 10.34   | 67.9                         | 20.8 |         | 107.9    |                           |
| 10402-<br>AAC | IEEE 802.11ac WiFi (80MHz, 64-QAM, 99pc duty cycle) | X | 11.11   | 70.0                         | 21.9 | 8.53    | 134.7    | $\pm 2.5 \%$              |
|               |   | Y | 10.77   | 68.9                         | 21.1 |         | 141.7    |                           |
|               |   | Z | 10.46   | 68.2                         | 20.7 |         | 107.7    |                           |

The reported uncertainty of measurement is stated as the standard uncertainty of measurement multiplied by the coverage factor k=2, which for a normal distribution corresponds to a coverage probability of approximately 95%.

<sup>A</sup> The uncertainties of Norm X,Y,Z do not affect the E<sup>2</sup>-field uncertainty inside TSL (see Pages 5 and 6).

<sup>B</sup> Numerical linearization parameter: uncertainty not required.

<sup>E</sup> Uncertainty is determined using the max. deviation from linear response applying rectangular distribution and is expressed for the square of the field value.

## DASY/EASY - Parameters of Probe: EX3DV4 - SN:3589

### Calibration Parameter Determined in Head Tissue Simulating Media

| f (MHz) <sup>C</sup> | Relative Permittivity <sup>F</sup> | Conductivity (S/m) <sup>F</sup> | ConvF X | ConvF Y | ConvF Z | Alpha <sup>G</sup> | Depth <sup>G</sup> (mm) | Unc (k=2) |
|----------------------|------------------------------------|---------------------------------|---------|---------|---------|--------------------|-------------------------|-----------|
| 5250                 | 35.9                               | 4.71                            | 4.78    | 4.78    | 4.78    | 0.30               | 1.80                    | ± 13.1 %  |
| 5600                 | 35.5                               | 5.07                            | 4.24    | 4.24    | 4.24    | 0.40               | 1.80                    | ± 13.1 %  |
| 5750                 | 35.4                               | 5.22                            | 4.44    | 4.44    | 4.44    | 0.40               | 1.80                    | ± 13.1 %  |

<sup>C</sup> Frequency validity above 300 MHz of ± 100 MHz only applies for DASY v4.4 and higher (see Page 2), else it is restricted to ± 50 MHz. The uncertainty is the RSS of the ConvF uncertainty at calibration frequency and the uncertainty for the indicated frequency band. Frequency validity below 300 MHz is ± 10, 25, 40, 50 and 70 MHz for ConvF assessments at 30, 64, 128, 150 and 220 MHz respectively. Above 5 GHz frequency validity can be extended to ± 110 MHz.

<sup>F</sup> At frequencies below 3 GHz, the validity of tissue parameters ( $\epsilon$  and  $\sigma$ ) can be relaxed to ± 10% if liquid compensation formula is applied to measured SAR values. At frequencies above 3 GHz, the validity of tissue parameters ( $\epsilon$  and  $\sigma$ ) is restricted to ± 5%. The uncertainty is the RSS of the ConvF uncertainty for indicated target tissue parameters.

<sup>G</sup> Alpha/Depth are determined during calibration. SPEAG warrants that the remaining deviation due to the boundary effect after compensation is always less than ± 1% for frequencies below 3 GHz and below ± 2% for frequencies between 3-6 GHz at any distance larger than half the probe tip diameter from the boundary.

## DASY/EASY - Parameters of Probe: EX3DV4 - SN:3589

### Calibration Parameter Determined in Body Tissue Simulating Media

| f (MHz) <sup>C</sup> | Relative Permittivity <sup>F</sup> | Conductivity (S/m) <sup>F</sup> | ConvF X | ConvF Y | ConvF Z | Alpha <sup>G</sup> | Depth <sup>G</sup> (mm) | Unc (k=2) |
|----------------------|------------------------------------|---------------------------------|---------|---------|---------|--------------------|-------------------------|-----------|
| 5250                 | 48.9                               | 5.36                            | 4.19    | 4.19    | 4.19    | 0.40               | 1.90                    | ± 13.1 %  |
| 5600                 | 48.5                               | 5.77                            | 3.82    | 3.82    | 3.82    | 0.40               | 1.90                    | ± 13.1 %  |
| 5750                 | 48.3                               | 5.94                            | 3.83    | 3.83    | 3.83    | 0.50               | 1.90                    | ± 13.1 %  |

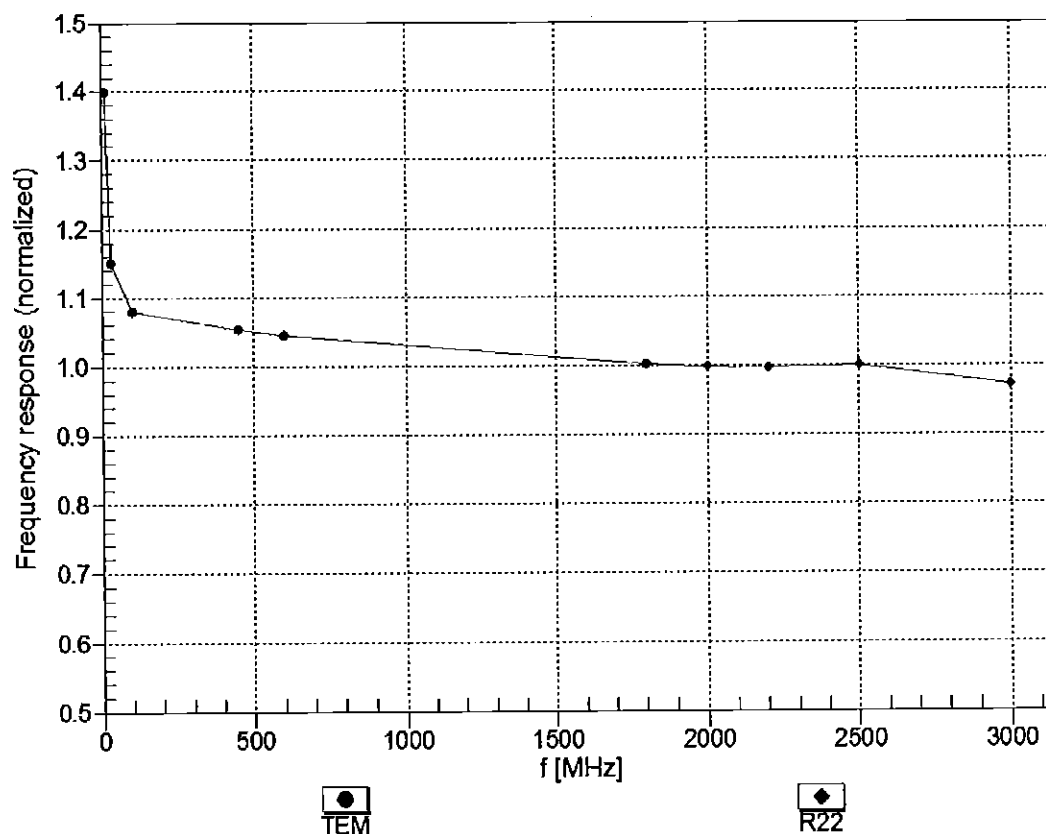
<sup>C</sup> Frequency validity above 300 MHz of ± 100 MHz only applies for DASY v4.4 and higher (see Page 2), else it is restricted to ± 50 MHz. The uncertainty is the RSS of the ConvF uncertainty at calibration frequency and the uncertainty for the indicated frequency band. Frequency validity below 300 MHz is ± 10, 25, 40, 50 and 70 MHz for ConvF assessments at 30, 64, 128, 150 and 220 MHz respectively. Above 5 GHz frequency validity can be extended to ± 110 MHz.

<sup>F</sup> At frequencies below 3 GHz, the validity of tissue parameters ( $\epsilon$  and  $\sigma$ ) can be relaxed to ± 10% if liquid compensation formula is applied to measured SAR values. At frequencies above 3 GHz, the validity of tissue parameters ( $\epsilon$  and  $\sigma$ ) is restricted to ± 5%. The uncertainty is the RSS of the ConvF uncertainty for indicated target tissue parameters.

<sup>G</sup> Alpha/Depth are determined during calibration. SPEAG warrants that the remaining deviation due to the boundary effect after compensation is always less than ± 1% for frequencies below 3 GHz and below ± 2% for frequencies between 3-6 GHz at any distance larger than half the probe tip diameter from the boundary.

## Frequency Response of E-Field

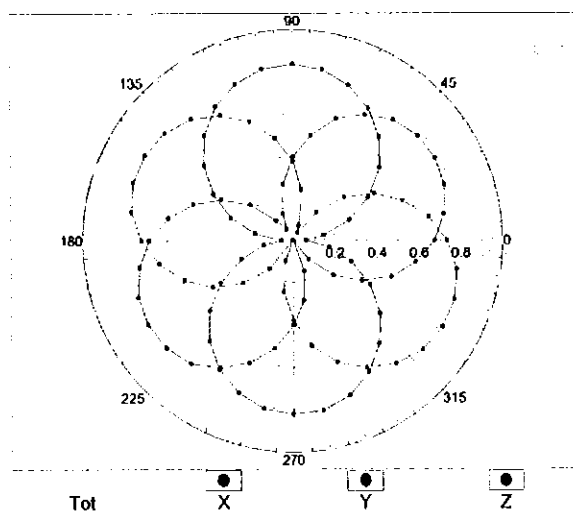
(TEM-Cell: ifi110 EXX, Waveguide: R22)



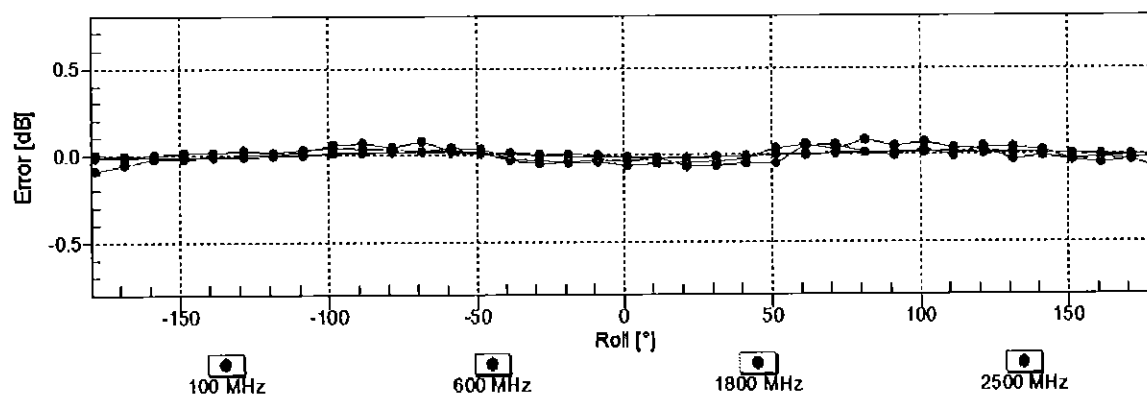
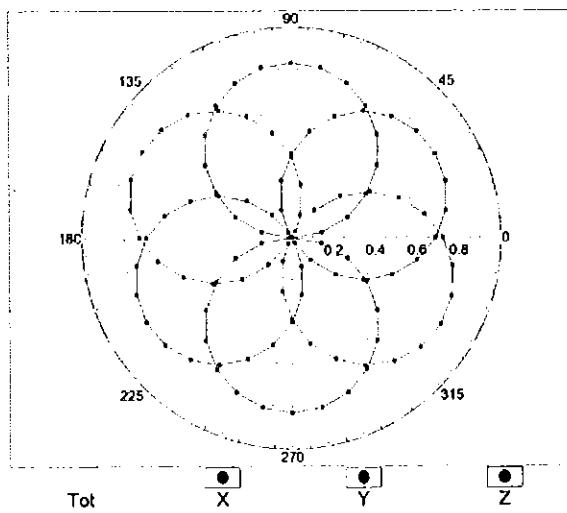
Uncertainty of Frequency Response of E-field:  $\pm 6.3\%$  ( $k=2$ )

## Receiving Pattern ( $\phi$ ), $\theta = 0^\circ$

f=600 MHz, TEM



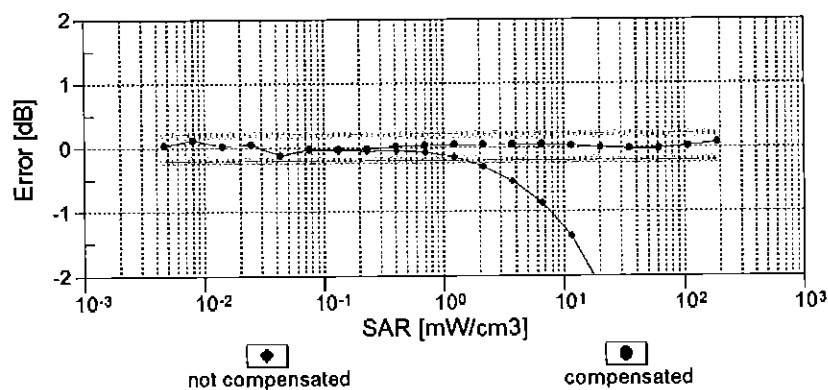
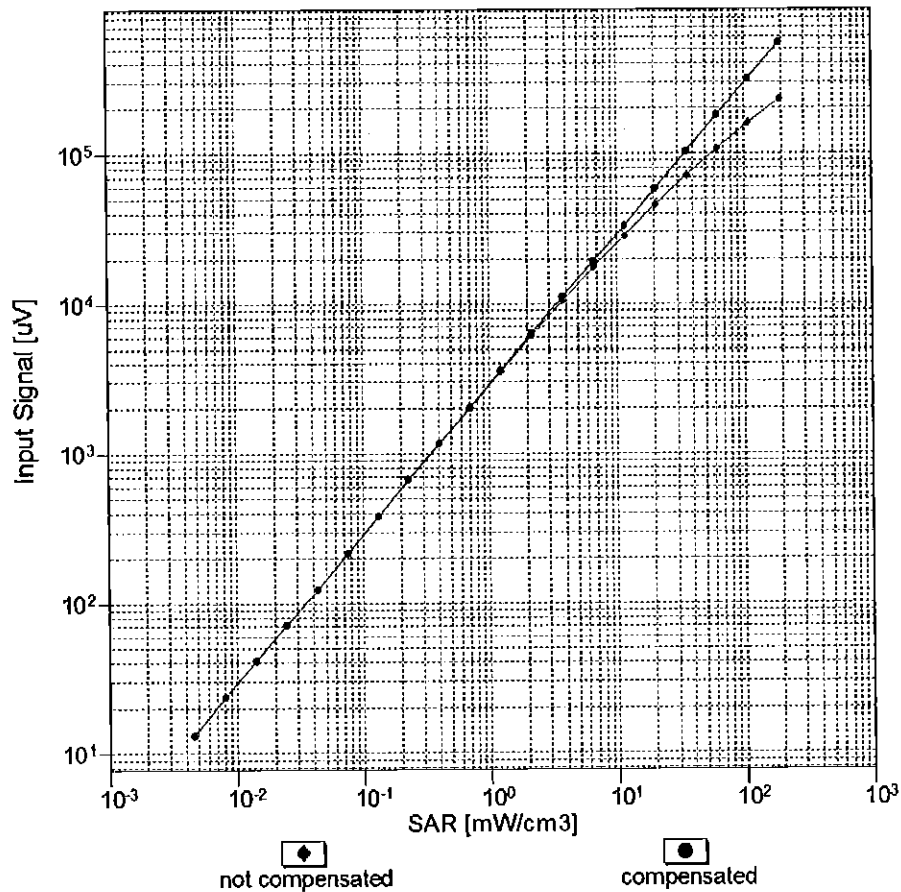
f=1800 MHz, R22



Uncertainty of Axial Isotropy Assessment:  $\pm 0.5\%$  ( $k=2$ )

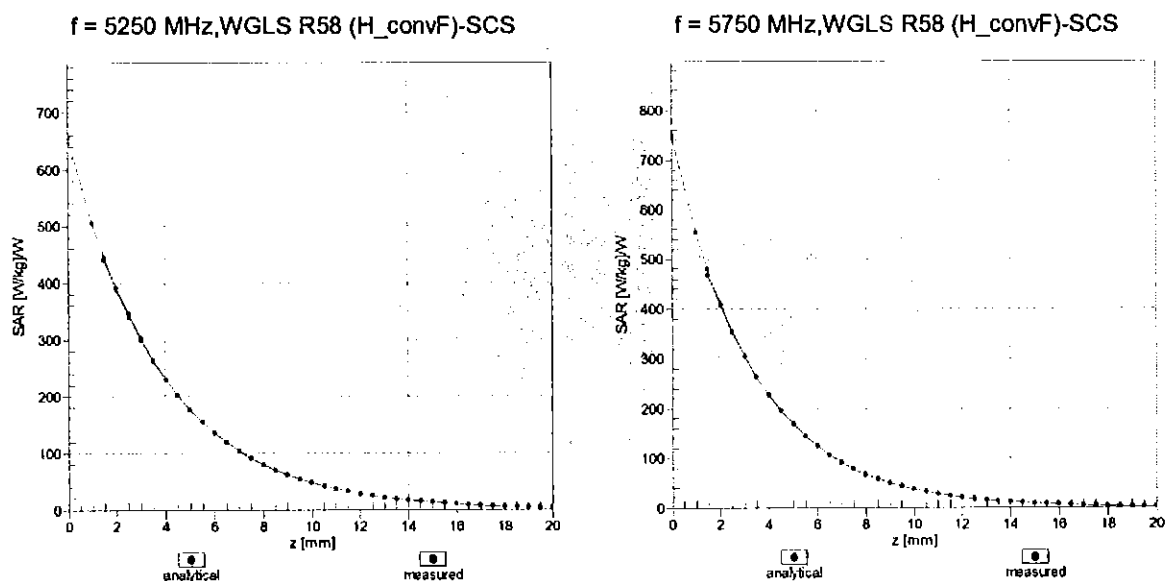
# Dynamic Range f(SAR<sub>head</sub>)

(TEM cell , f<sub>eval</sub>= 1900 MHz)




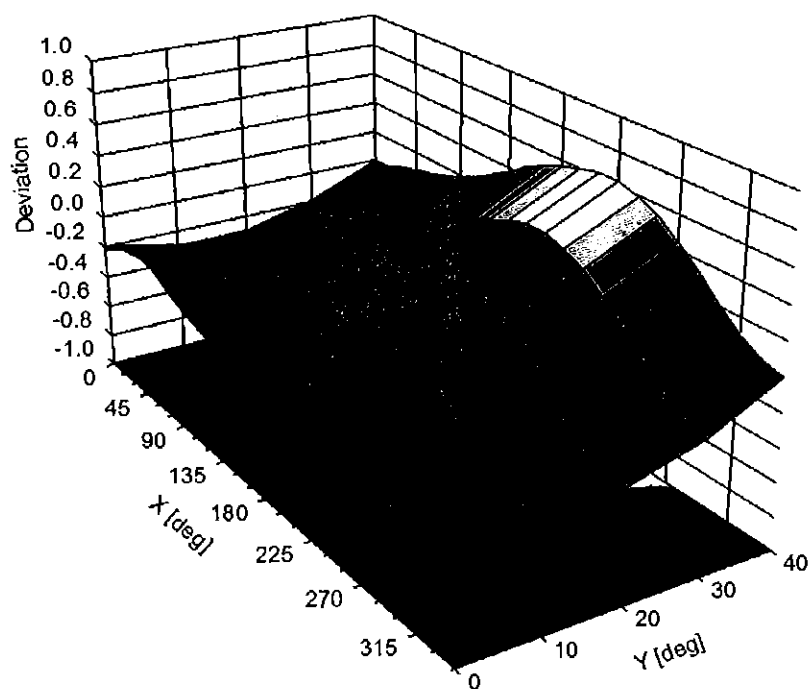
Uncertainty of Linearity Assessment:  $\pm 0.6\%$  ( $k=2$ )

## Conversion Factor Assessment



## Deviation from Isotropy in Liquid

Error ( $\phi, \theta$ ),  $f = 900 \text{ MHz}$



Uncertainty of Spherical Isotropy Assessment:  $\pm 2.6\%$  ( $k=2$ )

## DASY/EASY - Parameters of Probe: EX3DV4 - SN:3589

### Other Probe Parameters

|   |            |
|---|------------|
| Sensor Arrangement                            | Triangular |
| Connector Angle (°)                           | 141.4      |
| Mechanical Surface Detection Mode             | enabled    |
| Optical Surface Detection Mode                | disabled   |
| Probe Overall Length                          | 337 mm     |
| Probe Body Diameter                           | 10 mm      |
| Tip Length                                    | 9 mm       |
| Tip Diameter                                  | 2.5 mm     |
| Probe Tip to Sensor X Calibration Point       | 1 mm       |
| Probe Tip to Sensor Y Calibration Point       | 1 mm       |
| Probe Tip to Sensor Z Calibration Point       | 1 mm       |
| Recommended Measurement Distance from Surface | 1.4 mm     |



## APPENDIX D: SAR TISSUE SPECIFICATIONS

Measurement Procedure for Tissue verification:



- 1) The network analyzer and probe system was configured and calibrated.
- 2) The probe was immersed in the tissue. The tissue was placed in a nonmetallic container. Trapped air bubbles beneath the flange were minimized by placing the probe at a slight angle.
- 3) The complex admittance with respect to the probe aperture was measured
- 4) The complex relative permittivity  $\epsilon'$  can be calculated from the below equation (Pournaropoulos and Misra):

$$Y = \frac{j2\omega\epsilon_r\epsilon_0}{[\ln(b/a)]^2} \int_a^b \int_a^b \int_0^\pi \cos\phi' \frac{\exp[-j\omega r(\mu_0\epsilon_r'\epsilon_0)^{1/2}]}{r} d\phi' d\rho' d\rho$$

where Y is the admittance of the probe in contact with the sample, the primed and unprimed coordinates refer to source and observation points, respectively,  $r^2 = \rho^2 + \rho'^2 - 2\rho\rho' \cos \phi'$ ,  $\omega$  is the angular frequency, and  $j = \sqrt{-1}$ .

**Table D-I**  
**Composition of the Tissue Equivalent Matter**

| Frequency (MHz)           | 750          | 750        | 835   | 835   | 1750 | 1750 | 1900  | 1900  | 2450       | 2450 | 5200-5800  | 5200-5800 |
|---------------------------|--------------|------------|-------|-------|------|------|-------|-------|------------|------|------------|-----------|
| Tissue                    | Head         | Body       | Head  | Body  | Head | Body | Head  | Body  | Head       | Body | Head       | Body      |
| Ingredients (% by weight) |              |            |       |       |      |      |       |       |            |      |            |           |
| Bactericide               | See page 2-3 | See page 2 | 0.1   | 0.1   |      |      |       |       | See page 4 |      | See page 5 |           |
| DGBE                      |              |            |       |       | 47   | 31   | 44.92 | 29.44 |            | 26.7 |            |           |
| HEC                       |              |            | 1     | 1     |      |      |       |       |            |      |            |           |
| NaCl                      |              |            | 1.45  | 0.94  | 0.4  | 0.2  | 0.18  | 0.39  |            | 0.1  |            |           |
| Sucrose                   |              |            | 57    | 44.9  |      |      |       |       |            |      |            | 20        |
| Polysorbate (Tween) 80    |              |            |       |       |      |      |       |       |            |      |            |           |
| Water                     |              |            | 40.45 | 53.06 | 52.6 | 68.8 | 54.9  | 70.17 |            | 73.2 |            | 80        |

|                                    |   |                       |   |                                 |
|------------------------------------|---|-----------------------|---|---------------------------------|
| FCC ID: ZNFUS701                   |  | SAR EVALUATION REPORT |  | Approved by:<br>Quality Manager |
| Test Dates:<br>02/15/17 - 02/27/17 | DUT Type:<br>Portable Handset   |                       |   | APPENDIX D:<br>Page 1 of 5      |

## 2 Composition / Information on ingredients

The Item is composed of the following ingredients:

|  |   |
|--|---|
| H <sub>2</sub> O   | Water, 35 – 58%   |
| Sucrose  | Sugar, white, refined, 40 – 60%   |
| NaCl   | Sodium Chloride, 0 – 6%   |
| Hydroxyethyl-cellulose   | Medium Viscosity (CAS# 9004-62-0), <0.3%  |
| Preventol-D7   | Preservative: aqueous preparation, (CAS# 55965-84-9), containing 5-chloro-2-methyl-3(2H)-isothiazolone and 2-methyl-3(2H)-isothiazolone, 0.1 – 0.7% |
| Relevant for safety; Refer to the respective Safety Data Sheet*. |   |

**Figure D-1**

### Composition of 750 MHz Head and Body Tissue Equivalent Matter

**Note:** 750MHz liquid recipes are proprietary SPEAG. Since the composition is approximate to the actual liquids utilized, the manufacturer tissue-equivalent liquid data sheets are provided below.

#### Measurement Certificate / Material Test

|              |  |
|--------------|--|
| Item Name    | Body Tissue Simulating Liquid (MSL750V2) |
| Product No.  | SL AAM 075 AA (Batch: 150518-2)          |
| Manufacturer | SPEAG                                    |

#### Measurement Method

TSL dielectric parameters measured using calibrated DAK probe.

#### Setup Validation

Validation results were within  $\pm 2.5\%$  towards the target values of Methanol.

#### Target Parameters

Target parameters as defined in the IEEE 1528 and IEC 62209 compliance standards.

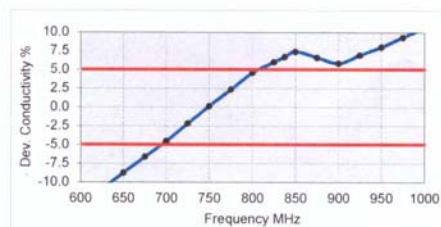
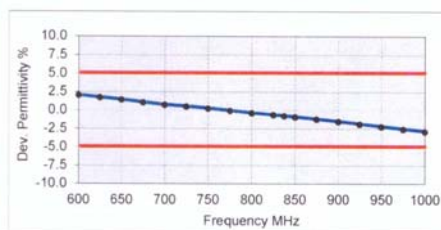
#### Test Condition

|                 |   |
|-----------------|---|
| Ambient         | Environment temperatur ( $22 \pm 3$ )°C and humidity < 70%. |
| TSL Temperature | 22°C  |
| Test Date       | 20-Apr-16   |
| Operator        | WM  |



#### Additional Information

|                   |                         |
|-------------------|-------------------------|
| TSL Density       | 1.212 g/cm <sup>3</sup> |
| TSL Heat-capacity | 3.006 kJ/(kg*K)         |

| f [MHz] | Measured |       |       | Target |       |       | Diff. to Target [%] |  |
|---------|----------|-------|-------|--------|-------|-------|---------------------|--|
|         | e'       | e''   | sigma | eps    | sigma | Δ-eps | Δ-sigma             |  |
| 600     | 57.2     | 24.76 | 0.83  | 56.1   | 0.95  | 2.0   | -13.2               |  |
| 625     | 57.0     | 24.43 | 0.85  | 56.0   | 0.95  | 1.7   | -11.0               |  |
| 650     | 56.7     | 24.11 | 0.87  | 55.9   | 0.96  | 1.4   | -8.8                |  |
| 675     | 56.4     | 23.82 | 0.89  | 55.8   | 0.96  | 1.1   | -6.6                |  |
| 700     | 56.1     | 23.53 | 0.92  | 55.7   | 0.96  | 0.7   | -4.5                |  |
| 725     | 55.9     | 23.32 | 0.94  | 55.6   | 0.96  | 0.5   | -2.2                |  |
| 750     | 55.7     | 23.12 | 0.96  | 55.5   | 0.96  | 0.2   | 0.1                 |  |
| 775     | 55.4     | 22.93 | 0.99  | 55.4   | 0.97  | -0.1  | 2.4                 |  |
| 800     | 55.1     | 22.73 | 1.01  | 55.3   | 0.97  | -0.4  | 4.6                 |  |
| 825     | 54.9     | 22.59 | 1.04  | 55.2   | 0.98  | -0.7  | 6.0                 |  |
| 838     | 54.8     | 22.52 | 1.05  | 55.2   | 0.98  | -0.8  | 6.7                 |  |
| 850     | 54.6     | 22.45 | 1.06  | 55.2   | 0.99  | -0.9  | 7.4                 |  |
| 875     | 54.4     | 22.32 | 1.09  | 55.1   | 1.02  | -1.2  | 6.6                 |  |
| 900     | 54.1     | 22.19 | 1.11  | 55.0   | 1.05  | -1.6  | 5.8                 |  |
| 925     | 53.9     | 22.09 | 1.14  | 55.0   | 1.06  | -1.9  | 6.9                 |  |
| 950     | 53.7     | 21.98 | 1.16  | 54.9   | 1.08  | -2.2  | 8.0                 |  |
| 975     | 53.5     | 21.91 | 1.19  | 54.9   | 1.09  | -2.6  | 9.3                 |  |
| 1000    | 53.2     | 21.83 | 1.21  | 54.8   | 1.10  | -2.9  | 10.6                |  |



**Figure D-2**  
**750MHz Body Tissue Equivalent Matter**

|                                    |   |                            |   |                                 |
|------------------------------------|---|----------------------------|---|---------------------------------|
| FCC ID: ZNFUS701                   |  | SAR EVALUATION REPORT      |  | Approved by:<br>Quality Manager |
| Test Dates:<br>02/15/17 - 02/27/17 | DUT Type:<br>Portable Handset   | APPENDIX D:<br>Page 2 of 5 |   |                                 |

## Measurement Certificate / Material Test

|              |  |
|--------------|--|
| Item Name    | Head Tissue Simulating Liquid (HSL750V2) |
| Product No.  | SL AAH 075 AB (Batch: 160322-2)          |
| Manufacturer | SPEAG                                    |

### Measurement Method

TSL dielectric parameters measured using calibrated DAK probe.

### Setup Validation

Validation results were within  $\pm 2.5\%$  towards the target values of Methanol.

### Target Parameters

Target parameters as defined in the IEEE 1528 and IEC 62209 compliance standards.

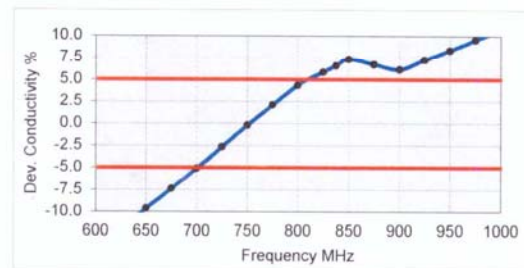
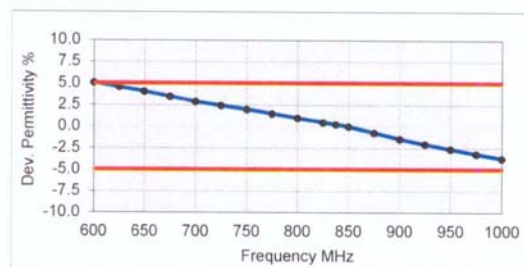
### Test Condition

Ambient Environment temperatur ( $22 \pm 3$ )°C and humidity < 70%.  
 TSL Temperature 22°C  
 Test Date 23-Mar-16  
 Operator WM



### Additional Information

TSL Density 1.284 g/cm<sup>3</sup>  
 TSL Heat-capacity 2.701 kJ/(kg\*K)

| f [MHz] | Measured |       |       | Target |       | Diff.to Target [%] |         |
|---------|----------|-------|-------|--------|-------|--------------------|---------|
|         | e'       | e''   | sigma | eps    | sigma | Δ-eps              | Δ-sigma |
| 600     | 44.9     | 22.60 | 0.75  | 42.7   | 0.88  | 5.1                | -14.4   |
| 625     | 44.5     | 22.37 | 0.78  | 42.6   | 0.88  | 4.5                | -12.0   |
| 650     | 44.2     | 22.13 | 0.80  | 42.5   | 0.89  | 4.0                | -9.6    |
| 675     | 43.8     | 21.90 | 0.82  | 42.3   | 0.89  | 3.4                | -7.4    |
| 700     | 43.4     | 21.67 | 0.84  | 42.2   | 0.89  | 2.8                | -5.1    |
| 725     | 43.1     | 21.52 | 0.87  | 42.1   | 0.89  | 2.4                | -2.6    |
| 750     | 42.8     | 21.37 | 0.89  | 41.9   | 0.89  | 2.0                | -0.2    |
| 775     | 42.4     | 21.21 | 0.91  | 41.8   | 0.90  | 1.5                | 2.1     |
| 800     | 42.1     | 21.04 | 0.94  | 41.7   | 0.90  | 0.9                | 4.4     |
| 825     | 41.8     | 20.92 | 0.96  | 41.6   | 0.91  | 0.5                | 5.9     |
| 838     | 41.6     | 20.86 | 0.97  | 41.5   | 0.91  | 0.2                | 6.6     |
| 850     | 41.5     | 20.79 | 0.98  | 41.5   | 0.92  | 0.0                | 7.3     |
| 875     | 41.2     | 20.68 | 1.01  | 41.5   | 0.94  | -0.7               | 6.7     |
| 900     | 40.9     | 20.56 | 1.03  | 41.5   | 0.97  | -1.5               | 6.1     |
| 925     | 40.6     | 20.48 | 1.05  | 41.5   | 0.98  | -2.0               | 7.3     |
| 950     | 40.3     | 20.39 | 1.08  | 41.4   | 0.99  | -2.6               | 8.3     |
| 975     | 40.1     | 20.29 | 1.10  | 41.4   | 1.00  | -3.2               | 9.5     |
| 1000    | 39.8     | 20.20 | 1.12  | 41.3   | 1.01  | -3.7               | 10.7    |



**Figure D-3**  
**750MHz Head Tissue Equivalent Matter**

|                                    |   |                       |   |                                 |
|------------------------------------|---|-----------------------|---|---------------------------------|
| FCC ID: ZNFUS701                   |  | SAR EVALUATION REPORT |  | Approved by:<br>Quality Manager |
| Test Dates:<br>02/15/17 - 02/27/17 | DUT Type:<br>Portable Handset   |                       |   | APPENDIX D:<br>Page 3 of 5      |

### 3 Composition / Information on ingredients

The Item is composed of the following ingredients:

|                      |             |                                     |
|----------------------|-------------|-------------------------------------|
| Water                | 50 – 73 %   |                                     |
| Non-ionic detergents | 25 – 50 %   | polyoxyethylenesorbitan monolaurate |
| NaCl                 | 0 – 2 %     |                                     |
| Preservative         | 0.05 – 0.1% | Preventol-D7                        |

Safety relevant ingredients:

|                    |         |  |
|--------------------|---------|--|
| CAS-No. 55965-84-9 | < 0.1 % | aqueous preparation, containing 5-chloro-2-methyl-3(2H)-isothiazolone and 2-methyl-3(2H)-isothiazolone |
|--------------------|---------|--|

|                   |       |                                     |
|-------------------|-------|-------------------------------------|
| CAS-No. 9005-64-5 | <50 % | polyoxyethylenesorbitan monolaurate |
|-------------------|-------|-------------------------------------|

According to international guidelines, the product is not a dangerous mixture and therefore not required to be marked by symbols.

**Figure D-4**  
**Composition of 2.4 GHz Head Tissue Equivalent Matter**

**Note:** 2.4 GHz head liquid recipes are proprietary SPEAG. Since the composition is approximate to the actual liquids utilized, the manufacturer tissue-equivalent liquid data sheets are provided below.

#### Measurement Certificate / Material Test

|              |   |
|--------------|---|
| Item Name    | Head Tissue Simulating Liquid (HBBL1900-3800V3) |
| Product No.  | SL AAH 196 AB (Batch: 160330-1)                 |
| Manufacturer | SPEAG   |

#### Measurement Method

TSL dielectric parameters measured using calibrated DAK probe.

#### Setup Validation

Validation results were within  $\pm 2.5\%$  towards the target values of Methanol.

#### Target Parameters

Target parameters as defined in the IEEE 1528 and IEC 62209 compliance standards.

#### Test Condition

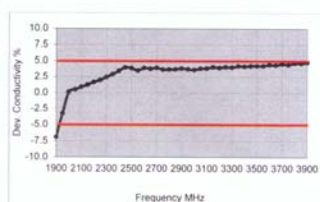
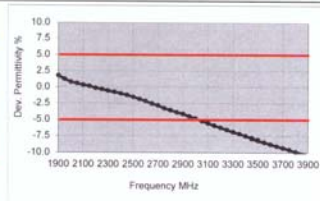
|                 |   |
|-----------------|---|
| Ambient         | Environment temperatur ( $22 \pm 3$ )°C and humidity < 70%. |
| TSL Temperature | 22°C  |
| Test Date       | 30-Mar-16   |
| Operator        | WM  |

#### Additional Information



TSL Density 1.054 g/cm<sup>3</sup>

TSL Heat-capacity 3.389 kJ/(kg·K)

| f (MHz) | Measured    |              | Target      |              | Diff to Target (%) |                    |
|---------|-------------|--------------|-------------|--------------|--------------------|--------------------|
|         | $\epsilon'$ | $\epsilon''$ | $\epsilon'$ | $\epsilon''$ | $\Delta\epsilon'$  | $\Delta\epsilon''$ |
| 1900    | 40.7        | 12.3         | 1.3         | 40.0         | 1.7                | -6.9               |
| 1950    | 40.5        | 12.5         | 1.4         | 40.0         | 1.4                | -3.3               |
| 2000    | 40.3        | 12.6         | 1.4         | 40.0         | 1.4                | 0.8                |
| 2050    | 40.1        | 12.7         | 1.5         | 39.9         | 1.4                | 0.6                |
| 2100    | 39.9        | 12.9         | 1.5         | 39.8         | 1.5                | 0.3                |
| 2150    | 39.8        | 13.0         | 1.6         | 39.7         | 1.5                | -0.1               |
| 2200    | 39.6        | 13.1         | 1.6         | 39.6         | 1.6                | -0.2               |
| 2250    | 39.4        | 13.2         | 1.7         | 39.6         | 1.6                | -0.3               |
| 2300    | 39.2        | 13.3         | 1.7         | 39.5         | 1.7                | -0.6               |
| 2350    | 39.1        | 13.5         | 1.8         | 39.4         | 1.7                | -0.8               |
| 2400    | 38.9        | 13.6         | 1.8         | 39.3         | 1.8                | -1.0               |
| 2450    | 38.7        | 13.7         | 1.9         | 39.2         | 1.8                | -1.2               |
| 2500    | 38.5        | 13.8         | 1.9         | 39.1         | 1.9                | -1.5               |
| 2550    | 38.3        | 13.9         | 2.0         | 39.1         | 1.9                | -1.9               |
| 2600    | 38.2        | 14.1         | 2.0         | 39.0         | 2.0                | -2.2               |
| 2650    | 37.9        | 14.2         | 2.1         | 38.9         | 2.0                | -2.6               |
| 2700    | 37.8        | 14.3         | 2.1         | 38.9         | 2.1                | -2.8               |
| 2750    | 37.5        | 14.4         | 2.2         | 38.8         | 2.1                | -3.3               |
| 2800    | 37.4        | 14.5         | 2.3         | 38.8         | 2.2                | -3.6               |
| 2850    | 37.2        | 14.6         | 2.3         | 38.7         | 2.2                | -3.9               |
| 2900    | 37.0        | 14.7         | 2.4         | 38.6         | 2.3                | -4.1               |
| 2950    | 36.8        | 14.8         | 2.4         | 38.6         | 2.3                | -4.5               |
| 3000    | 36.6        | 14.9         | 2.5         | 38.5         | 2.4                | -4.8               |
| 3050    | 36.4        | 15.0         | 2.5         | 38.4         | 2.5                | -5.2               |
| 3100    | 36.2        | 15.1         | 2.6         | 38.4         | 2.5                | -5.6               |
| 3150    | 36.1        | 15.2         | 2.7         | 38.3         | 2.6                | -5.9               |
| 3200    | 35.9        | 15.2         | 2.7         | 38.3         | 2.6                | -6.2               |
| 3250    | 35.7        | 15.3         | 2.8         | 38.2         | 2.7                | -6.6               |
| 3300    | 35.5        | 15.3         | 2.8         | 38.2         | 2.7                | -6.9               |
| 3350    | 35.4        | 15.4         | 2.9         | 38.1         | 2.8                | -7.2               |
| 3400    | 35.2        | 15.5         | 2.9         | 38.0         | 2.8                | -7.5               |
| 3450    | 35.0        | 15.5         | 3.0         | 38.0         | 2.9                | -7.8               |
| 3500    | 34.9        | 15.6         | 3.0         | 37.9         | 2.9                | -8.1               |
| 3550    | 34.7        | 15.6         | 3.1         | 37.9         | 3.0                | -8.4               |
| 3600    | 34.5        | 15.7         | 3.1         | 37.8         | 3.0                | -8.7               |
| 3650    | 34.4        | 15.8         | 3.2         | 37.8         | 3.1                | -9.0               |
| 3700    | 34.2        | 15.8         | 3.3         | 37.7         | 3.1                | -9.3               |
| 3750    | 34.1        | 15.9         | 3.3         | 37.6         | 3.2                | -9.5               |
| 3800    | 33.9        | 15.9         | 3.4         | 37.6         | 3.2                | -9.9               |
| 3850    | 33.7        | 16.0         | 3.4         | 37.5         | 3.3                | -10.1              |



**Figure D-5**  
**2.4 GHz Head Tissue Equivalent Matter**

|                                    |   |                       |   |                                 |
|------------------------------------|---|-----------------------|---|---------------------------------|
| FCC ID: ZNFUS701                   |  | SAR EVALUATION REPORT |  | Approved by:<br>Quality Manager |
| Test Dates:<br>02/15/17 - 02/27/17 | DUT Type:<br>Portable Handset   |                       |   | APPENDIX D:<br>Page 4 of 5      |



## 2 Composition / Information on ingredients

The Item is composed of the following ingredients:

|             |          |
|-------------|----------|
| Water       | 50 – 65% |
| Mineral oil | 10 – 30% |
| Emulsifiers | 8 – 25%  |
| Sodium salt | 0 – 1.5% |

Figure D-6

### Composition of 5 GHz Head Tissue Equivalent Matter

**Note:** 5GHz head liquid recipes are proprietary SPEAG. Since the composition is approximate to the actual liquids utilized, the manufacturer tissue-equivalent liquid data sheets are provided below.

#### Measurement Certificate / Material Test

|   |   |
|---|---|
| Item Name   | Head Tissue Simulating Liquid (HBBL3500-5800V5)             |
| Product No.   | SL AAH 502 AG (Batch: 160331-2)                             |
| Manufacturer  | SPEAG   |
| <b>Measurement Method</b>   |   |
| TSL dielectric parameters measured using calibrated DAK probe.                    |   |
| <b>Setup Validation</b>   |   |
| Validation results were within $\pm 2.5\%$ towards the target values of Methanol. |   |
| <b>Target Parameters</b>  |   |
| Target parameters as defined in the IEEE 1528 and IEC 62209 compliance standards. |   |
| <b>Test Condition</b>   |   |
| Ambient   | Environment temperatur ( $22 \pm 3$ )°C and humidity < 70%. |
| TSL Temperature   | 22°C  |
| Test Date   | 4-Apr-16  |
| Operator  | WM  |
| <b>Additional Information</b>   |   |
| TSL Density   | 0.985 g/cm <sup>3</sup>                                     |
| TSL Heat-capacity   | 3.383 kJ/(kg·K)   |

|         | Measured |       |       | Target |       |       | Diff.to Target [%] |  |
|---------|----------|-------|-------|--------|-------|-------|--------------------|--|
| f [MHz] | e'       | e''   | sigma | eps    | sigma | Δ-eps | Δ-sigma            |  |
| 3400    | 39.0     | 15.12 | 2.86  | 38.0   | 2.81  | 2.5   | 1.8                |  |
| 3500    | 38.8     | 15.09 | 2.94  | 37.9   | 2.91  | 2.3   | 0.9                |  |
| 3600    | 38.7     | 15.08 | 3.02  | 37.8   | 3.02  | 2.3   | 0.2                |  |
| 3700    | 38.6     | 15.08 | 3.10  | 37.7   | 3.12  | 2.4   | -0.6               |  |
| 3800    | 38.4     | 15.07 | 3.19  | 37.6   | 3.22  | 2.2   | -0.9               |  |
| 3900    | 38.3     | 15.09 | 3.27  | 37.5   | 3.32  | 2.2   | -1.6               |  |
| 4000    | 38.2     | 15.10 | 3.36  | 37.4   | 3.43  | 2.3   | -1.9               |  |
| 4100    | 38.1     | 15.13 | 3.45  | 37.2   | 3.53  | 2.3   | -2.2               |  |
| 4200    | 38.0     | 15.18 | 3.55  | 37.1   | 3.63  | 2.3   | -2.2               |  |
| 4300    | 37.8     | 15.22 | 3.64  | 37.0   | 3.73  | 2.1   | -2.5               |  |
| 4400    | 37.7     | 15.29 | 3.74  | 36.9   | 3.84  | 2.2   | -2.5               |  |
| 4500    | 37.6     | 15.34 | 3.84  | 36.8   | 3.94  | 2.2   | -2.5               |  |
| 4600    | 37.4     | 15.41 | 3.94  | 36.7   | 4.04  | 2.0   | -2.5               |  |
| 4700    | 37.3     | 15.47 | 4.05  | 36.6   | 4.14  | 2.0   | -2.2               |  |
| 4800    | 37.1     | 15.53 | 4.15  | 36.4   | 4.25  | 1.8   | -2.2               |  |
| 4850    | 37.1     | 15.57 | 4.20  | 36.4   | 4.30  | 2.0   | -2.2               |  |
| 4900    | 37.0     | 15.60 | 4.25  | 36.3   | 4.35  | 1.8   | -2.2               |  |
| 4950    | 36.9     | 15.62 | 4.30  | 36.3   | 4.40  | 1.7   | -2.2               |  |
| 5000    | 36.8     | 15.66 | 4.35  | 36.2   | 4.45  | 1.6   | -2.2               |  |
| 5050    | 36.8     | 15.68 | 4.40  | 36.2   | 4.50  | 1.8   | -2.2               |  |
| 5100    | 36.7     | 15.73 | 4.46  | 36.1   | 4.55  | 1.7   | -2.0               |  |
| 5150    | 36.6     | 15.75 | 4.51  | 36.0   | 4.60  | 1.5   | -2.0               |  |
| 5200    | 36.5     | 15.78 | 4.57  | 36.0   | 4.66  | 1.4   | -1.8               |  |
| 5250    | 36.4     | 15.80 | 4.62  | 35.9   | 4.71  | 1.3   | -1.8               |  |
| 5300    | 36.4     | 15.84 | 4.67  | 35.9   | 4.76  | 1.5   | -1.8               |  |
| 5350    | 36.3     | 15.85 | 4.72  | 35.8   | 4.81  | 1.4   | -1.8               |  |
| 5400    | 36.2     | 15.88 | 4.77  | 35.8   | 4.86  | 1.2   | -1.9               |  |
| 5450    | 36.2     | 15.90 | 4.82  | 35.7   | 4.91  | 1.4   | -1.9               |  |
| 5500    | 36.1     | 15.91 | 4.87  | 35.6   | 4.96  | 1.3   | -1.9               |  |
| 5550    | 36.0     | 15.95 | 4.93  | 35.6   | 5.01  | 1.2   | -1.7               |  |
| 5600    | 35.9     | 15.99 | 4.98  | 35.5   | 5.07  | 1.0   | -1.7               |  |
| 5650    | 35.9     | 16.02 | 5.04  | 35.5   | 5.12  | 1.2   | -1.5               |  |
| 5700    | 35.8     | 16.05 | 5.09  | 35.4   | 5.17  | 1.1   | -1.5               |  |
| 5750    | 35.7     | 16.09 | 5.15  | 35.4   | 5.22  | 1.0   | -1.3               |  |
| 5800    | 35.7     | 16.10 | 5.20  | 35.3   | 5.27  | 1.1   | -1.3               |  |
| 5850    | 35.6     | 16.14 | 5.25  | 35.3   | 5.34  | 0.8   | -1.6               |  |
| 5900    | 35.5     | 16.15 | 5.30  | 35.3   | 5.40  | 0.6   | -1.9               |  |

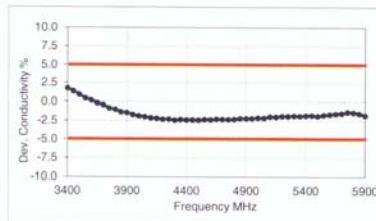
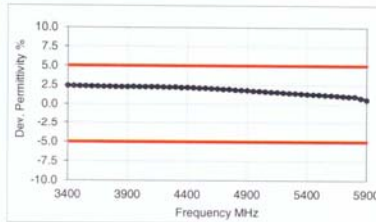




Figure D-7

### 5GHz Head Tissue Equivalent Matter

|                                    |   |                       |   |                                 |
|------------------------------------|---|-----------------------|---|---------------------------------|
| FCC ID: ZNFUS701                   |  | SAR EVALUATION REPORT |  | Approved by:<br>Quality Manager |
| Test Dates:<br>02/15/17 - 02/27/17 | DUT Type:<br>Portable Handset   |                       |   | APPENDIX D:<br>Page 5 of 5      |

## APPENDIX E: SAR SYSTEM VALIDATION



Per FCC KDB Publication 865664 D02v01r02, SAR system validation status should be documented to confirm measurement accuracy. The SAR systems (including SAR probes, system components and software versions) used for this device were validated against its performance specifications prior to the SAR measurements. Reference dipoles were used with the required tissue- equivalent media for system validation, according to the procedures outlined in FCC KDB Publication 865664 D01v01r04 and IEEE 1528-2013. Since SAR probe calibrations are frequency dependent, each probe calibration point was validated at a frequency within the valid frequency range of the probe calibration point, using the system that normally operates with the probe for routine SAR measurements and according to the required tissue-equivalent media.

A tabulated summary of the system validation status including the validation date(s), measurement frequencies, SAR probes and tissue dielectric parameters has been included.

**Table E-I**  
**SAR System Validation Summary**

| SAR SYSTEM # | FREQ. [MHz] | DATE       | PROBE SN | PROBE TYPE | PROBE CAL. POINT |      | COND. | PERM.             | CW VALIDATION |                 |                | MOD. VALIDATION |             |      |
|--------------|-------------|------------|----------|------------|------------------|------|-------|-------------------|---------------|-----------------|----------------|-----------------|-------------|------|
|              |             |            |          |            |                  |      | (σ)   | (ε <sub>r</sub> ) | SENSITIVITY   | PROBE LINEARITY | PROBE ISOTROPY | MOD. TYPE       | DUTY FACTOR | PAR  |
| G            | 750         | 9/30/2016  | 3287     | ES3DV3     | 750              | Head | 0.881 | 41.020            | PASS          | PASS            | PASS           | N/A             | N/A         | N/A  |
| H            | 835         | 4/7/2016   | 3319     | ES3DV3     | 835              | Head | 0.914 | 42.395            | PASS          | PASS            | PASS           | GMSK            | PASS        | N/A  |
| E            | 1750        | 4/25/2016  | 7406     | EX3DV4     | 1750             | Head | 1.390 | 40.075            | PASS          | PASS            | PASS           | N/A             | N/A         | N/A  |
| I            | 1900        | 12/13/2016 | 3209     | ES3DV3     | 1900             | Head | 1.447 | 39.330            | PASS          | PASS            | PASS           | GMSK            | PASS        | N/A  |
| G            | 1900        | 9/29/2016  | 3287     | ES3DV3     | 1900             | Head | 1.395 | 38.777            | PASS          | PASS            | PASS           | GMSK            | PASS        | N/A  |
| G            | 2450        | 9/28/2016  | 3287     | ES3DV3     | 2450             | Head | 1.875 | 37.737            | PASS          | PASS            | PASS           | OFDM/TDD        | PASS        | PASS |
| K            | 5250        | 9/13/2016  | 7308     | EX3DV4     | 5250             | Head | 4.595 | 34.282            | PASS          | PASS            | PASS           | OFDM            | N/A         | PASS |
| K            | 5600        | 9/13/2016  | 7308     | EX3DV4     | 5600             | Head | 4.945 | 33.857            | PASS          | PASS            | PASS           | OFDM            | N/A         | PASS |
| K            | 5750        | 9/13/2016  | 7308     | EX3DV4     | 5750             | Head | 5.075 | 33.650            | PASS          | PASS            | PASS           | OFDM            | N/A         | PASS |
| K            | 750         | 5/25/2016  | 7409     | EX3DV4     | 750              | Body | 0.977 | 56.135            | PASS          | PASS            | PASS           | N/A             | N/A         | N/A  |
| H            | 835         | 4/7/2016   | 3319     | ES3DV3     | 835              | Body | 1.000 | 54.246            | PASS          | PASS            | PASS           | GMSK            | PASS        | N/A  |
| I            | 1750        | 12/19/2016 | 3209     | ES3DV3     | 1750             | Body | 1.503 | 51.815            | PASS          | PASS            | PASS           | N/A             | N/A         | N/A  |
| J            | 1900        | 2/3/2017   | 3334     | ES3DV3     | 1900             | Body | 1.561 | 51.227            | PASS          | PASS            | PASS           | GMSK            | PASS        | N/A  |
| K            | 1900        | 5/24/2016  | 7409     | EX3DV4     | 1900             | Body | 1.583 | 51.303            | PASS          | PASS            | PASS           | GMSK            | PASS        | N/A  |
| E            | 2450        | 4/27/2016  | 7406     | EX3DV4     | 2450             | Body | 2.016 | 51.629            | PASS          | PASS            | PASS           | OFDM/TDD        | PASS        | PASS |
| D            | 5250        | 2/2/2017   | 3589     | EX3DV4     | 5250             | Body | 5.422 | 47.823            | PASS          | PASS            | PASS           | OFDM            | N/A         | PASS |
| D            | 5600        | 2/2/2017   | 3589     | EX3DV4     | 5600             | Body | 5.882 | 47.193            | PASS          | PASS            | PASS           | OFDM            | N/A         | PASS |
| D            | 5750        | 2/2/2017   | 3589     | EX3DV4     | 5750             | Body | 6.117 | 46.985            | PASS          | PASS            | PASS           | OFDM            | N/A         | PASS |

NOTE: While the probes have been calibrated for both CW and modulated signals, all measurements were performed using communication systems calibrated for CW signals only. Modulations in the table above represent test configurations for which the measurement system has been validated per FCC KDB Publication 865664 D01v01r04 for scenarios when CW probe calibrations are used with other signal types. SAR systems were validated for modulated signals with a periodic duty cycle, such as GMSK, or with a high peak to average ratio (>5 dB), such as OFDM according to FCC KDB Publication 865664 D01v01r04.

|                                    |  |                                 |
|------------------------------------|--|---------------------------------|
| FCC ID: ZNFUS701                   |  <b>SAR EVALUATION REPORT</b>  | Approved by:<br>Quality Manager |
| Test Dates:<br>02/15/17 - 02/27/17 | DUT Type:<br>Portable Handset  | APPENDIX E:<br>Page 1 of 1      |