



# PCTEST ENGINEERING LABORATORY, INC.

7185 Oakland Mills Road, Columbia, MD 21046 USA  
Tel. 410.290.6652 / Fax 410.290.6654  
<http://www.pctestlab.com>



## MEASUREMENT REPORT FCC Part 22, 24, & 27 LTE

**Applicant Name:**  
LG Electronics MobileComm U.S.A  
1000 Sylvan Avenue  
Englewood Cliffs, NJ 07632  
United States


**Date of Testing:**  
2/6-3/21/2017  
**Test Site/Location:**  
PCTEST Lab., Columbia, MD, USA  
**Test Report Serial No.:**  
1M1703010081-03.ZNF

<b>FCC ID :</b>	<b>ZNFTP450</b>
<b>APPLICANT:</b>	<b>LG ELECTRONICS MOBILECOMM U.S.A</b>



**Application Type:** Certification  
**FCC Classification:** PCS Licensed Transmitter Held to Ear (PCE)  
**FCC Rule Part(s):** §2; §22; §24; §27  
**Test Procedure(s):** ANSI/TIA-603-D-2010, KDB 971168 D01 v02r02, KDB 648474 D03 v01r04  
**EUT Type:** Portable Handset  
**Model:** LG-TP450  
**Additional Model(s):** LGTP450, TP450, LG-MP450, LGMP450, MP450, LG-M470, LGM470, M470, LG-M470F, LGM470F, M470F  
**Test Device Serial No.:** *identical prototype* [S/N: 38315, 32532, 38414]

This equipment has been shown to be capable of compliance with the applicable technical standards as indicated in the measurement report and was tested in accordance with the measurement procedures specified in §2.947. Test results reported herein relate only to the item(s) tested.

I attest to the accuracy of data. All measurements reported herein were performed by me or were made under my supervision and are correct to the best of my knowledge and belief. I assume full responsibility for the completeness of these measurements and vouch for the qualifications of all persons taking them.


  
 Randy Ortanez  
 President

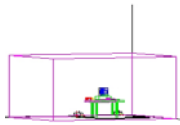


FCC ID: ZNFTP450		FCC Pt. 22, 24, & 27 LTE MEASUREMENT REPORT (CERTIFICATION)		Approved by: Quality Manager
Test Report S/N: 1M1703010081-03.ZNF	Test Dates: 2/6-3/21/2017	EUT Type: Portable Handset		Page 1 of 153

# T A B L E O F C O N T E N T S

FCC PART 22, 24, & 27 MEASUREMENT REPORT .....		3
1.0 INTRODUCTION .....		6
1.1 Scope.....		6
1.2 Testing Facility.....		6
2.0 PRODUCT INFORMATION.....		7
2.1 Equipment Description.....		7
2.2 Device Capabilities .....		7
2.3 Test Configuration.....		7
2.4 EMI Suppression Device(s)/Modifications.....		7
3.0 DESCRIPTION OF TESTS .....		8
3.1 Measurement Procedure.....		8
3.2 Block A Frequency Range .....		8
3.3 Cellular - Base Frequency Blocks .....		8
3.4 Cellular - Mobile Frequency Blocks.....		8
3.5 PCS - Base Frequency Blocks.....		9
3.6 PCS - Mobile Frequency Blocks .....		9
3.7 AWS - Base Frequency Blocks .....		9
3.8 AWS - Mobile Frequency Blocks.....		9
3.9 BRS/EBS Frequency Block.....		10
3.10 Radiated Power and Radiated Spurious Emissions.....		11
4.0 MEASUREMENT UNCERTAINTY .....		12
5.0 TEST EQUIPMENT CALIBRATION DATA .....		13
6.0 SAMPLE CALCULATIONS .....		14
7.0 TEST RESULTS.....		15
7.1 Summary.....		15
7.2 Occupied Bandwidth .....		16
7.3 Spurious and Harmonic Emissions at Antenna Terminal.....		53
7.4 Band Edge Emissions at Antenna Terminal.....		77
7.5 Peak-Average Ratio.....		115
7.6 Radiated Power (ERP/EIRP) .....		125
7.7 Radiated Spurious Emissions Measurements.....		132
7.8 Frequency Stability / Temperature Variation.....		142
8.0 CONCLUSION.....		153

<b>FCC ID:</b> ZNFTP450	 <b>FCC Pt. 22, 24, &amp; 27 LTE MEASUREMENT REPORT (CERTIFICATION)</b>		<b>Approved by:</b> Quality Manager
<b>Test Report S/N:</b> 1M1703010081-03.ZNF	<b>Test Dates:</b> 2/6-3/21/2017	<b>EUT Type:</b> Portable Handset	
			Page 2 of 153



# MEASUREMENT REPORT

## FCC Part 22, 24, & 27





### §2.1033 General Information



**APPLICANT:** LG Electronics MobileComm U.S.A  
**APPLICANT ADDRESS:** 1000 Sylvan Avenue  
 Englewood Cliffs, NJ 07632, United States  
**TEST SITE:** PCTEST ENGINEERING LABORATORY, INC.  
**TEST SITE ADDRESS:** 7185 Oakland Mills Road, Columbia, MD 21045 USA  
**FCC RULE PART(S):** §2; §22; §24; §27  
**BASE MODEL:** LG-TP450  
**FCC ID:** ZNFTP450  
**FCC CLASSIFICATION:** PCS Licensed Transmitter Held to Ear (PCE)  
**FREQUENCY TOLERANCE:** ±0.00025 % (2.5 ppm)  
**Test Device Serial No.:** 38315, 32532, 38414       Production     Pre-Production     Engineering  
**DATE(S) OF TEST:** 2/6-3/21/2017  
**TEST REPORT S/N:** 1M1703010081-03.ZNF

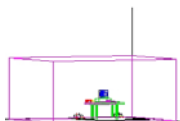
### Test Facility / Accreditations

Measurements were performed at PCTEST Engineering Lab located in Columbia, MD 21046, U.S.A.



- PCTEST facility is an FCC registered (PCTEST Reg. No. 159966) test facility with the site description report on file and has met all the requirements specified in Section 2.948 of the FCC Rules and Industry Canada (2451B-1).
- PCTEST Lab is accredited to ISO 17025 by U.S. National Institute of Standards and Technology (NIST) under the National Voluntary Laboratory Accreditation Program (NVLAP Lab code: 100431-0) in EMC, FCC and Telecommunications.
- PCTEST Lab is accredited to ISO 17025-2005 by the American Association for Laboratory Accreditation (A2LA) in Specific Absorption Rate (SAR) testing, Hearing Aid Compatibility (HAC) testing, CTIA Test Plans, and wireless testing for FCC and Industry Canada Rules.
- PCTEST Lab is a recognized U.S. Conformity Assessment Body (CAB) in EMC and R&TTE (n.b. 0982) under the U.S.-EU Mutual Recognition Agreement (MRA).
- PCTEST TCB is a Telecommunication Certification Body (TCB) accredited to ISO/IEC Guide 65 by the American National Standards Institute (ANSI) in all scopes of FCC Rules and Industry Canada Standards (RSS).
- PCTEST facility is an IC registered (2451B-1) test laboratory with the site description on file at Industry Canada.
- PCTEST is a CTIA Authorized Test Laboratory (CATL) for AMPS, CDMA, and EvDO wireless devices and for Over-the-Air (OTA) Antenna Performance testing for AMPS, CDMA, GSM, GPRS, EGPRS, UMTS (W-CDMA), CDMA 1xEVDO, and CDMA 1xRTT.

<b>FCC ID:</b> ZNFTP450		<b>FCC Pt. 22, 24, &amp; 27 LTE MEASUREMENT REPORT (CERTIFICATION)</b>		<b>Approved by:</b> Quality Manager
<b>Test Report S/N:</b> 1M1703010081-03.ZNF	<b>Test Dates:</b> 2/6-3/21/2017	<b>EUT Type:</b> Portable Handset	Page 3 of 153	




# MEASUREMENT REPORT

## FCC Part 22, 24, & 27





Mode	FCC Rule Part	Tx Frequency (MHz)	ERP/EIRP		Emission Designator	Modulation
			Max. Power (W)	Max. Power (dBm)		
LTE Band 12	27	699.7 - 715.3	0.100	19.99	1M11G7D	QPSK
LTE Band 12	27	699.7 - 715.3	0.077	18.89	1M12W7D	16QAM
LTE Band 12	27	699.7 - 715.3	0.063	17.98	1M12W7D	64QAM
LTE Band 12	27	700.5 - 714.5	0.103	20.15	2M71G7D	QPSK
LTE Band 12	27	700.5 - 714.5	0.089	19.50	2M71W7D	16QAM
LTE Band 12	27	700.5 - 714.5	0.072	18.57	2M71W7D	64QAM
LTE Band 12/17	27	701.5 - 713.5	0.105	20.22	4M49G7D	QPSK
LTE Band 12/17	27	701.5 - 713.5	0.091	19.59	4M48W7D	16QAM
LTE Band 12/17	27	701.5 - 713.5	0.074	18.67	4M50W7D	64QAM
LTE Band 12/17	27	704 - 711	0.101	20.05	8M97G7D	QPSK
LTE Band 12/17	27	704 - 711	0.086	19.33	8M95W7D	16QAM
LTE Band 12/17	27	704 - 711	0.069	18.41	8M96W7D	64QAM
LTE Band 5	22H	824.7 - 848.3	0.144	21.59	1M14G7D	QPSK
LTE Band 5	22H	824.7 - 848.3	0.110	20.42	1M12W7D	16QAM
LTE Band 5	22H	824.7 - 848.3	0.079	18.97	1M12W7D	64QAM
LTE Band 5	22H	825.5 - 847.5	0.152	21.82	2M72G7D	QPSK
LTE Band 5	22H	825.5 - 847.5	0.124	20.93	2M71W7D	16QAM
LTE Band 5	22H	825.5 - 847.5	0.086	19.37	2M71W7D	64QAM
LTE Band 5	22H	826.5 - 846.5	0.166	22.20	4M51G7D	QPSK
LTE Band 5	22H	826.5 - 846.5	0.124	20.93	4M49W7D	16QAM
LTE Band 5	22H	826.5 - 846.5	0.090	19.52	4M50W7D	64QAM
LTE Band 5	22H	829 - 844	0.140	21.47	8M97G7D	QPSK
LTE Band 5	22H	829 - 844	0.102	20.07	9M00W7D	16QAM
LTE Band 5	22H	829 - 844	0.077	18.89	8M96W7D	64QAM
LTE Band 4/66	27	1710.7 - 1779.3	0.318	25.02	1M12G7D	QPSK
LTE Band 4/66	27	1710.7 - 1779.3	0.241	23.82	1M11W7D	16QAM
LTE Band 4/66	27	1710.7 - 1779.3	0.191	22.80	1M12W7D	64QAM
LTE Band 4/66	27	1711.5 - 1778.5	0.330	25.19	2M71G7D	QPSK
LTE Band 4/66	27	1711.5 - 1778.5	0.247	23.92	2M70W7D	16QAM
LTE Band 4/66	27	1711.5 - 1778.5	0.197	22.93	2M72W7D	64QAM
LTE Band 4/66	27	1712.5 - 1777.5	0.307	24.87	4M49G7D	QPSK
LTE Band 4/66	27	1712.5 - 1777.5	0.224	23.49	4M50W7D	16QAM
LTE Band 4/66	27	1712.5 - 1777.5	0.189	22.77	4M50W7D	64QAM
LTE Band 4/66	27	1715 - 1775	0.329	25.17	8M99G7D	QPSK
LTE Band 4/66	27	1715 - 1775	0.233	23.67	8M96W7D	16QAM
LTE Band 4/66	27	1715 - 1775	0.188	22.74	8M96W7D	64QAM
LTE Band 4/66	27	1717.5 - 1772.5	0.307	24.86	13M4G7D	QPSK
LTE Band 4/66	27	1717.5 - 1772.5	0.229	23.59	13M4W7D	16QAM
LTE Band 4/66	27	1717.5 - 1772.5	0.180	22.54	13M4W7D	64QAM
LTE Band 4/66	27	1720 - 1770	0.303	24.81	17M9G7D	QPSK
LTE Band 4/66	27	1720 - 1770	0.236	23.72	17M9W7D	16QAM
LTE Band 4/66	27	1720 - 1770	0.202	23.04	17M9W7D	64QAM

### EUT Overview

FCC ID: ZNFTP450	 <b>FCC Pt. 22, 24, &amp; 27 LTE MEASUREMENT REPORT (CERTIFICATION)</b>			Approved by: Quality Manager
Test Report S/N: 1M1703010081-03.ZNF	Test Dates: 2/6-3/21/2017	EUT Type: Portable Handset	Page 4 of 153	

Mode	FCC Rule Part	Tx Frequency (MHz)	EIRP		Emission Designator	Modulation
			Max. Power (W)	Max. Power (dBm)		
LTE Band 2	24E	1850.7 - 1909.3	0.285	24.55	1M12G7D	QPSK
LTE Band 2	24E	1850.7 - 1909.3	0.224	23.49	1M13W7D	16QAM
LTE Band 2	24E	1850.7 - 1909.3	0.187	22.71	1M12W7D	64QAM
LTE Band 2	24E	1851.5 - 1908.5	0.295	24.69	2M72G7D	QPSK
LTE Band 2	24E	1851.5 - 1908.5	0.214	23.31	2M73W7D	16QAM
LTE Band 2	24E	1851.5 - 1908.5	0.177	22.48	2M71W7D	64QAM
LTE Band 2	24E	1852.5 - 1907.5	0.309	24.90	4M53G7D	QPSK
LTE Band 2	24E	1852.5 - 1907.5	0.231	23.64	4M50W7D	16QAM
LTE Band 2	24E	1852.5 - 1907.5	0.179	22.54	4M51W7D	64QAM
LTE Band 2	24E	1855 - 1905	0.288	24.59	8M98G7D	QPSK
LTE Band 2	24E	1855 - 1905	0.216	23.34	8M99W7D	16QAM
LTE Band 2	24E	1855 - 1905	0.178	22.51	8M96W7D	64QAM
LTE Band 2	24E	1857.5 - 1902.5	0.277	24.42	13M4G7D	QPSK
LTE Band 2	24E	1857.5 - 1902.5	0.211	23.23	13M4W7D	16QAM
LTE Band 2	24E	1857.5 - 1902.5	0.168	22.24	13M4W7D	64QAM
LTE Band 2	24E	1860 - 1900	0.289	24.61	18M0G7D	QPSK
LTE Band 2	24E	1860 - 1900	0.218	23.38	18M0W7D	16QAM
LTE Band 2	24E	1860 - 1900	0.177	22.47	17M9W7D	64QAM
LTE Band 7	27	2502.5 - 2567.5	0.099	19.94	4M49G7D	QPSK
LTE Band 7	27	2502.5 - 2567.5	0.075	18.76	4M49W7D	16QAM
LTE Band 7	27	2502.5 - 2567.5	0.061	17.82	4M50W7D	64QAM
LTE Band 7	27	2505 - 2565	0.092	19.64	8M96G7D	QPSK
LTE Band 7	27	2505 - 2565	0.049	16.93	8M95W7D	16QAM
LTE Band 7	27	2505 - 2565	0.041	16.17	8M96W7D	64QAM
LTE Band 7	27	2507.5 - 2562.5	0.067	18.26	13M5G7D	QPSK
LTE Band 7	27	2507.5 - 2562.5	0.047	16.70	13M4W7D	16QAM
LTE Band 7	27	2507.5 - 2562.5	0.039	15.94	13M4W7D	64QAM
LTE Band 7	27	2510 - 2560	0.065	18.11	17M9G7D	QPSK
LTE Band 7	27	2510 - 2560	0.050	16.99	18M0W7D	16QAM
LTE Band 7	27	2510 - 2560	0.037	15.74	17M9W7D	64QAM

**EUT Overview**

FCC ID: ZNFTP450	 <b>FCC Pt. 22, 24, &amp; 27 LTE MEASUREMENT REPORT (CERTIFICATION)</b>		Approved by: Quality Manager
Test Report S/N: 1M1703010081-03.ZNF	Test Dates: 2/6-3/21/2017	EUT Type: Portable Handset	Page 5 of 153

# 1.0 INTRODUCTION

## 1.1 Scope

Measurement and determination of electromagnetic emissions (EME) of radio frequency devices including intentional and/or unintentional radiators for compliance with the technical rules and regulations of the Federal Communications Commission and the Industry Canada Certification and Engineering Bureau.

## 1.2 Testing Facility

The map below shows the location of the PCTEST LABORATORY, its proximity to the FCC Laboratory, the Columbia vicinity, the Baltimore-Washington Intern't'l (BWI) airport, the city of Baltimore and the Washington, DC area. (See Figure 1-1).

These measurement tests were conducted at the PCTEST Engineering Laboratory, Inc. facility located at 7185 Oakland Mills Road, Columbia, MD 21046. The site coordinates are 39° 10'23" N latitude and 76° 49'50" W longitude. The facility is 0.4 miles North of the FCC laboratory, and the ambient signal and ambient signal strength are approximately equal to those of the FCC laboratory. The detailed description of the measurement facility was found to be in compliance with the requirements of § 2.948 according to ANSI C63.4-2014 on January 22, 2015.

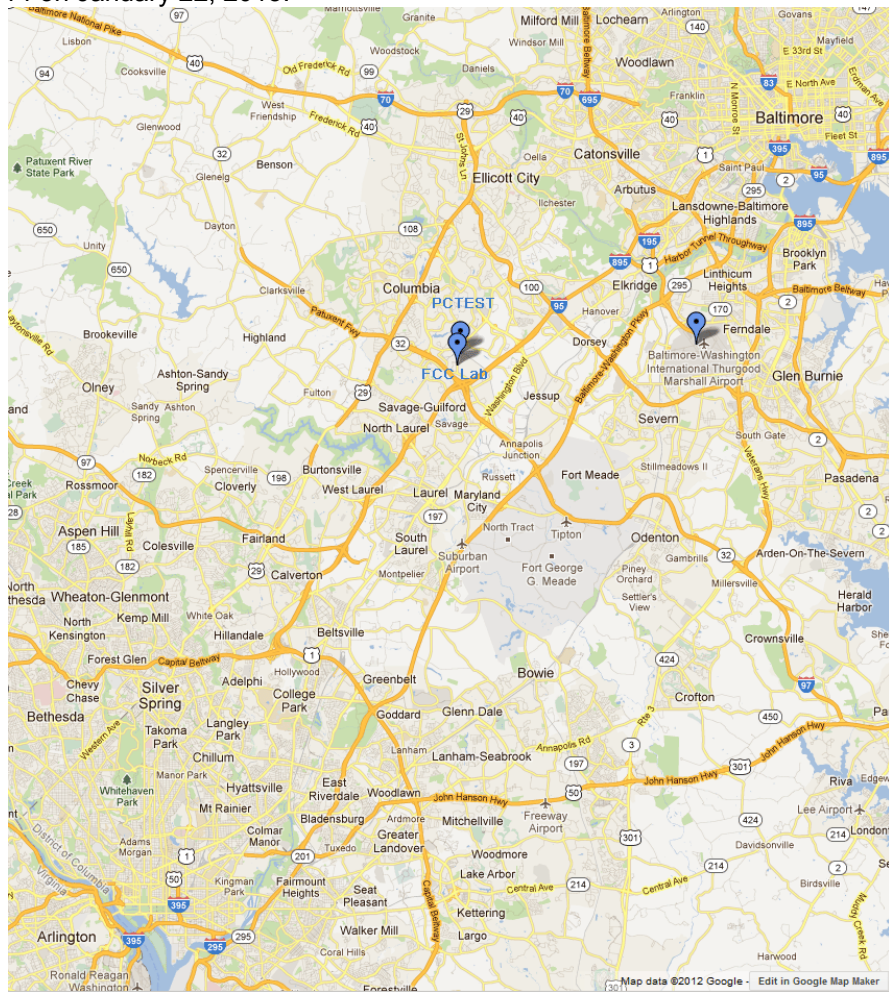


Figure 1-1. Map of the Greater Baltimore and Metropolitan Washington, D.C. area

FCC ID: ZNFTP450	PCTEST ENGINEERING LABORATORY, INC.	FCC Pt. 22, 24, & 27 LTE MEASUREMENT REPORT (CERTIFICATION)	LG	Approved by: Quality Manager
Test Report S/N: 1M1703010081-03.ZNF	Test Dates: 2/6-3/21/2017	EUT Type: Portable Handset		Page 6 of 153

## 2.0 PRODUCT INFORMATION

### 2.1 Equipment Description

The Equipment Under Test (EUT) is the **LG Portable Handset FCC ID: ZNFTP450**. The test data contained in this report pertains only to the emissions due to the EUT's LTE function.

### 2.2 Device Capabilities

This device contains the following capabilities:



850/1900 GSM/GPRS/EDGE, 850/1700/1900 WCDMA/HSPA, Multi-band LTE, 802.11b/g/n WLAN, 802.11a/n/ac UNII, Bluetooth (1x, EDR, LE), NFC

### 2.3 Test Configuration

The EUT was tested per the guidance of ANSI/TIA-603-D-2010 and KDB 971168 D01 v02r02. See Section 7.0 of this test report for a description of the radiated and antenna port conducted emissions tests.

### 2.4 EMI Suppression Device(s)/Modifications

No EMI suppression device(s) were added and no modifications were made during testing.

FCC ID: ZNFTP450	 <b>FCC Pt. 22, 24, &amp; 27 LTE MEASUREMENT REPORT (CERTIFICATION)</b>			<b>Approved by:</b> Quality Manager
<b>Test Report S/N:</b> 1M1703010081-03.ZNF	<b>Test Dates:</b> 2/6-3/21/2017	<b>EUT Type:</b> Portable Handset	Page 7 of 153	

## 3.0 DESCRIPTION OF TESTS

### 3.1 Measurement Procedure

The measurement procedures described in the document titled “Land Mobile FM or PM – Communications Equipment – Measurements and Performance Standards” (ANSI/TIA-603-D-2010) and “Procedures for Compliance Measurement of the Fundamental Emission Power of Licensed Wideband (> 1 MHz) Digital Transmission Systems” (KDB 971168 D01 v02r02) were used in the measurement of the EUT.

### 3.2 Block A Frequency Range

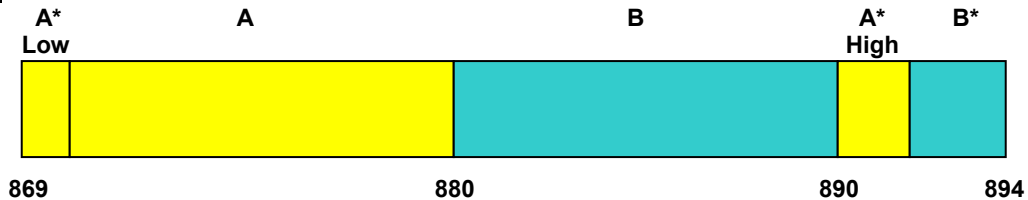
#### §27.5(c)

698-746 MHz band. The following frequencies are available for licensing pursuant to this part in the 698-746 MHz band: (1) Three paired channel blocks of 12 megahertz each are available for assignment as follows:

Block A: 698-704 MHz and 728-734 MHz;  
 Block B: 704-710 MHz and 734-740 MHz; and  
 Block C: 710-716 MHz and 740-746 MHz.

### 3.3 Cellular - Base Frequency Blocks

#### §22.905

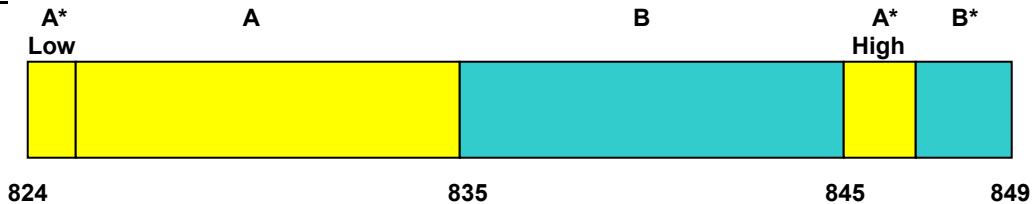


**BLOCK 1:** 869 – 880 MHz (A\* Low + A)  
**BLOCK 2:** 880 – 890 MHz (B)

**BLOCK 3:** 890 – 891.5 MHz (A\* High)  
**BLOCK 4:** 891.5 – 894 MHz (B\*)



### 3.4 Cellular - Mobile Frequency Blocks

#### §22.905



**BLOCK 1:** 824 – 835 MHz (A\* Low + A)  
**BLOCK 2:** 835 – 845 MHz (B)

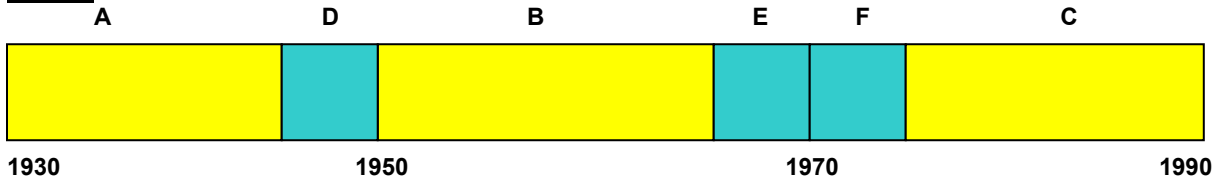
**BLOCK 3:** 845 – 846.5 MHz (A\* High)  
**BLOCK 4:** 846.5 – 849 MHz (B\*)

FCC ID: ZNFTP450	 PCTEST ENGINEERING LABORATORY, INC.	FCC Pt. 22, 24, & 27 LTE MEASUREMENT REPORT (CERTIFICATION)		Approved by: Quality Manager
Test Report S/N: 1M1703010081-03.ZNF	Test Dates: 2/6-3/21/2017	EUT Type: Portable Handset	Page 8 of 153	



### 3.5 PCS - Base Frequency Blocks

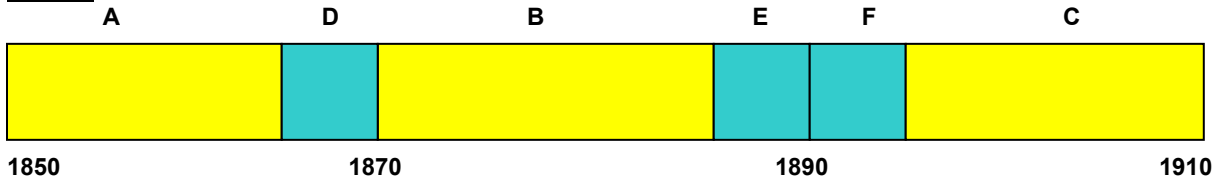
§24.229



- BLOCK 1: 1930 – 1945 MHz (A)
- BLOCK 2: 1945 – 1950 MHz (D)
- BLOCK 3: 1950 – 1965 MHz (B)
- BLOCK 4: 1965 – 1970 MHz (E)
- BLOCK 5: 1970 – 1975 MHz (F)
- BLOCK 6: 1975 – 1990 MHz (C)

### 3.6 PCS - Mobile Frequency Blocks

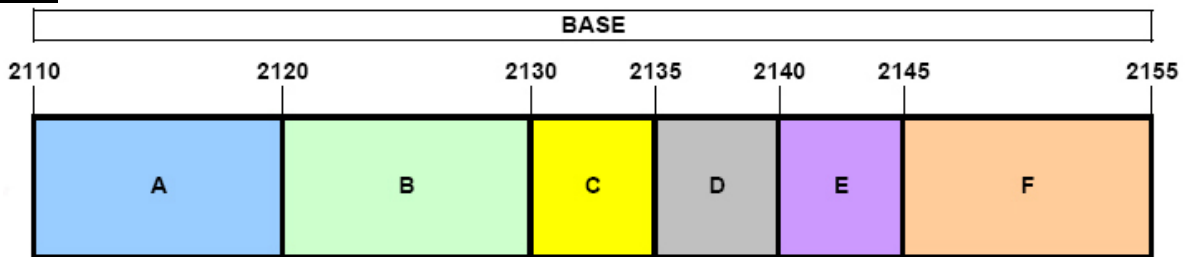
§24.229



- BLOCK 1: 1850 – 1865 MHz (A)
- BLOCK 2: 1865 – 1870 MHz (D)
- BLOCK 3: 1870 – 1885 MHz (B)
- BLOCK 4: 1885 – 1890 MHz (E)
- BLOCK 5: 1890 – 1895 MHz (F)
- BLOCK 6: 1895 – 1910 MHz (C)

### 3.7 AWS - Base Frequency Blocks

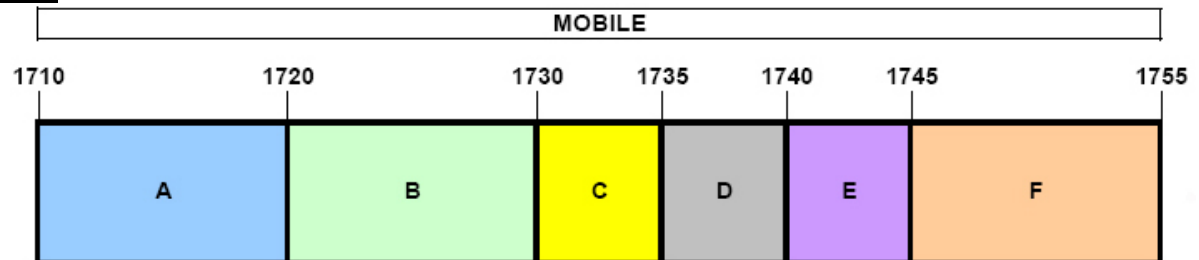
§27.5(h)



- BLOCK 1: 2110 – 2120 MHz (A)
- BLOCK 2: 2120 – 2130 MHz (B)
- BLOCK 3: 2130 – 2135 MHz (C)
- BLOCK 4: 2135 – 2140 MHz (D)
- BLOCK 5: 2140 – 2145 MHz (E)
- BLOCK 6: 2145 – 2155 MHz (F)

### 3.8 AWS - Mobile Frequency Blocks

§27.5(h)

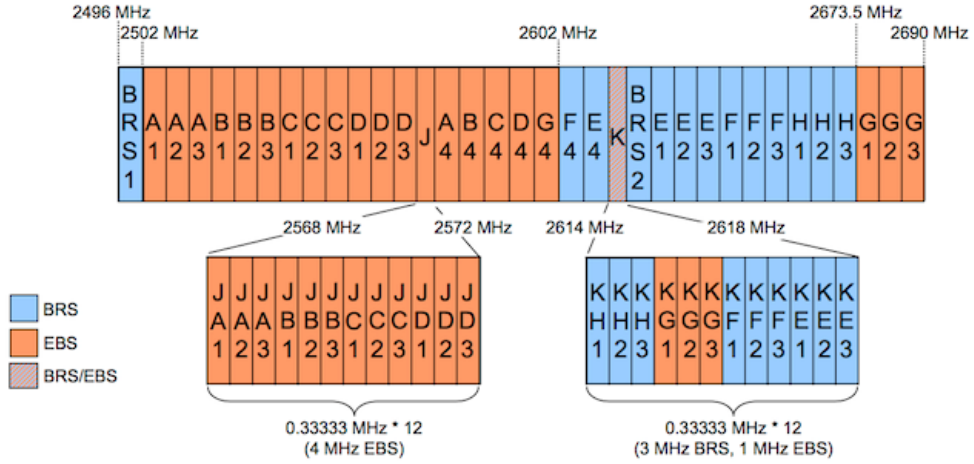


- BLOCK 1: 1710 – 1720 MHz (A)
- BLOCK 2: 1720 – 1730 MHz (B)
- BLOCK 3: 1730 – 1735 MHz (C)
- BLOCK 4: 1735 – 1740 MHz (D)
- BLOCK 5: 1740 – 1745 MHz (E)
- BLOCK 6: 1745 – 1755 MHz (F)

FCC ID: ZNFTP450	PCTEST ENGINEERING LABORATORY, INC.	FCC Pt. 22, 24, & 27 LTE MEASUREMENT REPORT (CERTIFICATION)		Approved by: Quality Manager
Test Report S/N: 1M1703010081-03.ZNF	Test Dates: 2/6-3/21/2017	EUT Type: Portable Handset		Page 9 of 153

### 3.9 BRS/EBS Frequency Block

#### §27.5



FCC ID: ZNFTP450	PCTEST ENGINEERING LABORATORY, INC.	FCC Pt. 22, 24, & 27 LTE MEASUREMENT REPORT (CERTIFICATION)	LG	Approved by: Quality Manager
Test Report S/N: 1M1703010081-03.ZNF	Test Dates: 2/6-3/21/2017	EUT Type: Portable Handset		Page 10 of 153

### 3.10 Radiated Power and Radiated Spurious Emissions

§2.1053 §22.913(a.2) §22.917(a) §24.232(c) §24.238(a) §27.50(c.10) §27.50(d.4) §27.53(g) §27.53(h) §27.53(m)

The radiated test facilities consisted of an indoor 3 meter semi-anechoic chamber used for final measurements and exploratory measurements, when necessary. The measurement area is contained within the semi-anechoic chamber which is shielded from any ambient interference. The test site inside the chamber is a 6m x 5.2m elliptical, obstruction-free area in accordance with Figure 5.7 of Clause 5 in ANSI C63.4-2014. Absorbers are arranged on the floor between the turn table and the antenna mast in such a way so as to maximize the reduction of reflections for measurements above 1GHz. For measurements below 1GHz, the absorbers are removed. A raised turntable is used for radiated measurement. The turn table is a continuously rotatable, remote-controlled, metallic turntable and 2 meters (6.56 ft.) in diameter. The turn table is flush with the raised floor of the chamber in order to maintain its function as a ground plane. A 72.4cm high PVC support structure is placed on top of the turntable. A 3" (~7.6cm) sheet of high density polystyrene is used as the table top and is placed on top of the PVC supports to bring the total height of the table to 80cm.


The equipment under test was transmitting while connected to its integral antenna and is placed on a turntable 3 meters from the receive antenna. The receive antenna height is adjusted between 1 and 4 meter height, the turntable is rotated through 360 degrees, and the EUT is manipulated through all orthogonal planes representative of its typical use to achieve the highest reading on the receive spectrum analyzer. Radiated power levels are also investigated with the receive antenna horizontally and vertically polarized. The maximized power level is recorded using the spectrum analyzer "Channel Power" function with the integration band set to the emissions' occupied bandwidth, a RMS detector, RBW = 100kHz, VBW = 300kHz, and a 1 second sweep time over a minimum of 10 sweeps, per the guidelines of KDB 971168 D01 v02r02.

Per the guidance of ANSI/TIA-603-D-2010, a half-wave dipole is then substituted in place of the EUT. For emissions above 1GHz, a horn antenna is substituted in place of the EUT. The substitute antenna is driven by a signal generator with the level of the signal generator being adjusted to obtain the same receive spectrum analyzer level previously recorded from the spurious emission from the EUT. The power of the emission is calculated using the following formula:

$$P_d \text{ [dBm]} = P_g \text{ [dBm]} - \text{cable loss [dB]} + \text{antenna gain [dBd/dBi]}$$

Where,  $P_d$  is the dipole equivalent power,  $P_g$  is the generator output into the substitution antenna, and the antenna gain is the gain of the substitute antenna used relative to either a half-wave dipole (dBd) or an isotropic source (dBi). The substitute level is equal to  $P_g \text{ [dBm]} - \text{cable loss [dB]}$ .



The calculated  $P_d$  levels are then compared to the absolute spurious emission limit of -13dBm which is equivalent to the required minimum attenuation of  $43 + 10\log_{10}(\text{Power}_{\text{[Watts]}})$ . For Band 7, the calculated  $P_d$  levels are compared to the absolute spurious emission limit of -25dBm which is equivalent to the required minimum attenuation of  $55 + 10\log_{10}(\text{Power}_{\text{[Watts]}})$ .

FCC ID: ZNFTP450	 <b>FCC Pt. 22, 24, &amp; 27 LTE MEASUREMENT REPORT (CERTIFICATION)</b>			<b>Approved by:</b> Quality Manager
<b>Test Report S/N:</b> 1M1703010081-03.ZNF	<b>Test Dates:</b> 2/6-3/21/2017	<b>EUT Type:</b> Portable Handset		Page 11 of 153

## 4.0 MEASUREMENT UNCERTAINTY

The measurement uncertainties shown below were calculated in accordance with the requirements of ANSI C63.4-2014. All measurement uncertainty values are shown with a coverage factor of  $k = 2$  to indicate a 95% level of confidence. The measurement data shown herein meets or exceeds the  $U_{\text{CISPR}}$  measurement uncertainty values specified in CISPR 16-4-2 and, thus, can be compared directly to specified limits to determine compliance.

Contribution	Expanded Uncertainty ( $\pm$ dB)
Conducted Bench Top Measurements	1.13
Radiated Disturbance (<1GHz)	4.98
Radiated Disturbance (>1GHz)	5.07
Radiated Disturbance (>18GHz)	5.09

FCC ID: ZNFTP450	 <b>FCC Pt. 22, 24, &amp; 27 LTE MEASUREMENT REPORT (CERTIFICATION)</b>		Approved by: Quality Manager
Test Report S/N: 1M1703010081-03.ZNF	Test Dates: 2/6-3/21/2017	EUT Type: Portable Handset	Page 12 of 153

## 5.0 TEST EQUIPMENT CALIBRATION DATA

Test Equipment Calibration is traceable to the National Institute of Standards and Technology (NIST). Measurements antennas used during testing were calibrated in accordance to the requirements of ANSI C63.5-2006.

Manufacturer	Model	Description	Cal Date	Cal Interval	Cal Due	Serial Number
	LTx1	Licensed Transmitter Cable Set	1/6/2017	Annual	1/6/2018	LTx1
-	LTx3	Licensed Transmitter Cable Set	7/12/2016	Annual	7/12/2017	LTx3
-	RE1	Radiated Emissions Cable Set (UHF/EHF)	7/11/2016	Annual	7/11/2017	RE1
Agilent	N9030A	PXA Signal Analyzer (26.5GHz)	7/20/2016	Annual	7/20/2017	MY49432391
Anritsu	MT8820C	Radio Communication Analyzer	4/14/2016	Annual	4/14/2017	6201240328
Com-Power	AL-130	9kHz - 30MHz Loop Antenna	7/30/2015	Biennial	7/30/2017	121034
Com-Power	PAM-103	Pre-Amplifier (1-1000MHz)	7/6/2016	Annual	7/6/2017	441119
Com-Power	PAM-118A	PREAMPLIFIER 500MHZ TO 18GHZ	7/26/2016	Annual	7/26/2017	551079
Emco	3115	Horn Antenna (1-18GHz)	3/10/2016	Biennial	3/10/2018	9704-5182
Espec	ESX-2CA	Environmental Chamber	4/4/2016	Annual	4/4/2017	17620
ETS Lindgren	3117	1-18 GHz DRG Horn (Medium)	4/26/2016	Biennial	4/26/2018	125518
ETS Lindgren	3164-08	Quad Ridge Horn Antenna	4/26/2016	Biennial	4/26/2018	128337
ETS Lindgren	3164-08	Quad Ridge Horn Antenna	12/5/2016	Biennial	12/5/2018	128338
Mini Circuits	TVA-11-422	RF Power Amp	N/A			QA1317001
Mini-Circuits	SSG-4000HP	Synthesized Signal Generator	N/A			11403100002
Mini Circuits	PWR-SEN-4GHS	USB Power Sensor	4/4/2016	Annual	4/4/2017	11401010036
PCTEST	-	EMC Switch System	7/11/2016	Annual	7/11/2017	NM1
PCTEST	-	EMC Switch System	7/6/2016	Annual	7/6/2017	NM2
Rohde & Schwarz	CMW500	Radio Communication Tester	10/20/2016	Annual	10/20/2017	100976
Rohde & Schwarz	ESU40	EMI Test Receiver (40GHz)	7/15/2016	Annual	7/15/2017	100348
Schwarzbeck	UHA 9105	Dipole Antenna (400 - 1GHz) Rx	11/18/2015	Biennial	11/18/2017	91052523RX
Schwarzbeck	UHA 9105	Dipole Antenna (400 - 1GHz) Tx	11/18/2015	Biennial	11/18/2017	91052522TX
Seekonk	NC-100	Torque Wrench 5/16", 8" lbs	3/2/2016	Biennial	3/2/2018	N/A
Sunol	JB5	Bi-Log Antenna (30M - 5GHz)	3/14/2016	Biennial	3/14/2018	A051107

**Table 5-1. Test Equipment**

**Note:**

Equipment with a calibration date of "N/A" shown in this list was not used to make direct calibrated measurements.

FCC ID: ZNFTP450		<b>FCC Pt. 22, 24, &amp; 27 LTE MEASUREMENT REPORT (CERTIFICATION)</b>		<b>Approved by:</b> Quality Manager
<b>Test Report S/N:</b> 1M1703010081-03.ZNF	<b>Test Dates:</b> 2/6-3/21/2017	<b>EUT Type:</b> Portable Handset	Page 13 of 153	

## 6.0 SAMPLE CALCULATIONS

### Emission Designator

#### QPSK Modulation

**Emission Designator = 8M62G7D**

LTE BW = 8.62 MHz  
 G = Phase Modulation  
 7 = Quantized/Digital Info  
 D = Data transmission, telemetry, telecommand

#### 16QAM Modulation



**Emission Designator = 8M45W7D**

LTE BW = 8.45 MHz  
 W = Amplitude/Angle Modulated  
 7 = Quantized/Digital Info  
 D = Data transmission, telemetry, telecommand

### Spurious Radiated Emission – LTE Band

#### **Example: Middle Channel LTE Mode 2<sup>nd</sup> Harmonic (1564 MHz)**

The average spectrum analyzer reading at 3 meters with the EUT on the turntable was –81.0 dBm. The gain of the substituted antenna is 8.1 dBi. The signal generator connected to the substituted antenna terminals is adjusted to produce a reading of –81.0 dBm on the spectrum analyzer. The loss of the cable between the signal generator and the terminals of the substituted antenna is 2.0 dB at 1564 MHz. So 6.1 dB is added to the signal generator reading of –30.9 dBm yielding –24.80 dBm. The fundamental EIRP was 25.501 dBm so this harmonic was 25.501 dBm – (-24.80).

FCC ID: ZNFTP450		<b>FCC Pt. 22, 24, &amp; 27 LTE MEASUREMENT REPORT (CERTIFICATION)</b>		<b>Approved by:</b> Quality Manager
<b>Test Report S/N:</b> 1M1703010081-03.ZNF	<b>Test Dates:</b> 2/6-3/21/2017	<b>EUT Type:</b> Portable Handset	Page 14 of 153	

## 7.0 TEST RESULTS

### 7.1 Summary


Company Name: LG Electronics MobileComm U.S.A  
 FCC ID: ZNFTP450  
 FCC Classification: PCS Licensed Transmitter Held to Ear (PCE)  
 Mode(s): LTE

FCC Part Section(s)	Test Description	Test Limit	Test Condition	Result	Reference
2.1049	Occupied Bandwidth	N/A	CONDUCTED	PASS	Section 7.2
2.1051 22.917(a) 24.238(a) 27.53(g) 27.53(h)	Out of Band Emissions	> 43 + 10log <sub>10</sub> (P[Watts]) at Band Edge and for all out-of-band emissions		PASS	Section 7.3, 7.4
27.53(m)	Out of Band Emissions	> 43 + 10log <sub>10</sub> (P[Watts]) at channel edges and > 55 + 10log <sub>10</sub> (P[Watts]) at 5.5MHz away and beyond channel edges		PASS	Section 7.3, 7.4
24.232(d)	Peak-Average Ratio	< 13 dB		PASS	Section 7.5
2.1046	Transmitter Conducted Output Power	N/A		PASS	See RF Exposure Report
2.1055, 22.355 24.235 27.54	Frequency Stability	< 2.5 ppm (Part 22) and fundamental emissions stay within authorized frequency block (Part 24, 27)		PASS	Section 7.8
22.913(a.2)	Effective Radiated Power (Band 5)	< 7 Watts max. ERP	RADIATED	PASS	Section 7.6
27.50(c.10)	Effective Radiated Power (Band 12/17)	< 3 Watts max. ERP		PASS	Section 7.6
24.232(c) 27.50(h.2)	Equivalent Isotropic Radiated Power (Band 2 7)	< 2 Watts max. EIRP		PASS	Section 7.6
27.50(d.4)	Equivalent Isotropic Radiated Power (Band 4/66)	< 1 Watts max. EIRP		PASS	Section 7.6
2.1053 22.917(a) 24.238(a) 27.53(g) 27.53(h)	Undesirable Emissions	> 43 + 10log <sub>10</sub> (P[Watts]) for all out-of-band emissions		PASS	Section 7.7
27.53(m)	Undesirable Emissions	> 43 + 10log <sub>10</sub> (P[Watts]) at channel edges > 55 + 10log <sub>10</sub> (P[Watts]) at 5.5MHz away and beyond channel edges		PASS	Section 7.7

**Table 7-1. Summary of Test Results**

**Notes:**

- 1) All modes of operation and data rates were investigated. The test results shown in the following sections represent the worst case emissions.
- 2) The analyzer plots (Sections 7.2, 7.3, 7.4, 7.5) were all taken with a correction table loaded into the analyzer. The correction table was used to account for the losses of the cables, directional couplers, and attenuators used as part of the system to maintain a link between the call box and the EUT at all frequencies of interest.
- 3) All antenna port conducted emissions testing was performed on a test bench with the antenna port of the EUT connected to the spectrum analyzer through calibrated cables, attenuators, and couplers.
- 4) For conducted spurious emissions, automated test software was used to measure emissions and capture the corresponding plots necessary to show compliance. The measurement software utilized is PCTEST "LTE Automation," Version 4.5.

FCC ID: ZNFTP450		FCC Pt. 22, 24, & 27 LTE MEASUREMENT REPORT (CERTIFICATION)		Approved by: Quality Manager
Test Report S/N: 1M1703010081-03.ZNF	Test Dates: 2/6-3/21/2017	EUT Type: Portable Handset	Page 15 of 153	

## 7.2 Occupied Bandwidth

### §2.1049

#### Test Overview

The occupied bandwidth, that is the frequency bandwidth such that, below its lower and above its upper frequency limits, the mean powers radiated are each equal to 0.5 percent of the total mean power radiated by a given emission shall be measured. All modes of operation were investigated and the worst case configuration results are reported in this section.

#### Test Procedure Used

KDB 971168 D01 v02r02 – Section 4.2

#### Test Settings

1. The signal analyzer's automatic bandwidth measurement capability was used to perform the 99% occupied bandwidth and the 26dB bandwidth. The bandwidth measurement was not influenced by any intermediate power nulls in the fundamental emission.
2. RBW = 1 – 5% of the expected OBW
3. VBW  $\geq$  3 x RBW
4. Detector = Peak
5. Trace mode = max hold
6. Sweep = auto couple
7. The trace was allowed to stabilize
8. If necessary, steps 2 – 7 were repeated after changing the RBW such that it would be within 1 – 5% of the 99% occupied bandwidth observed in Step 7

#### Test Setup

The EUT and measurement equipment were set up as shown in the diagram below.

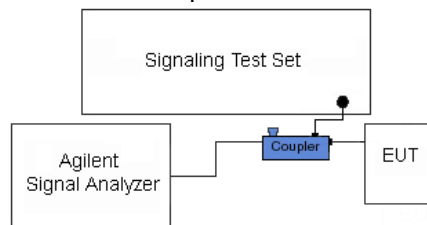




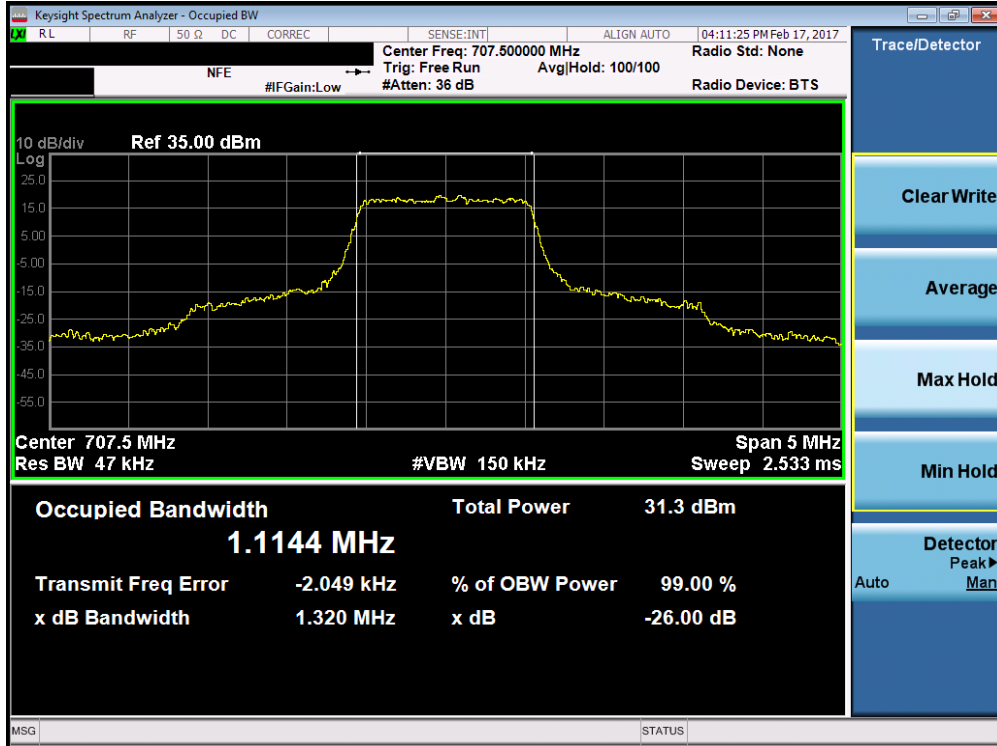
Figure 7-1. Test Instrument & Measurement Setup

#### Test Notes

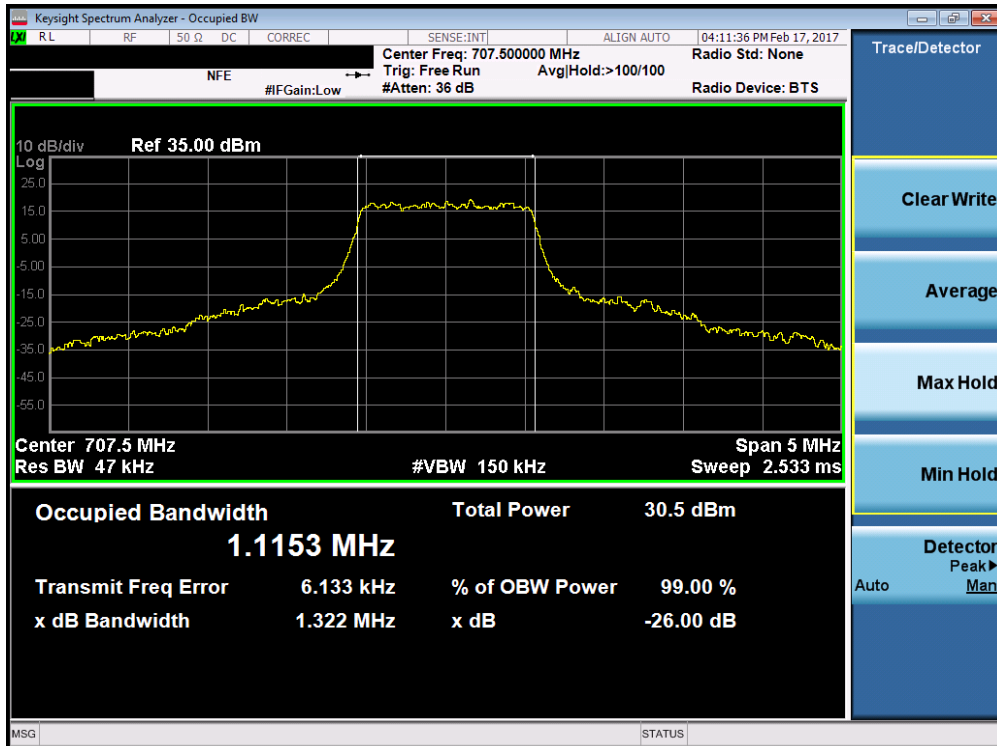
None.

FCC ID: ZNFTP450		FCC Pt. 22, 24, & 27 LTE MEASUREMENT REPORT (CERTIFICATION)		Approved by: Quality Manager
Test Report S/N: 1M1703010081-03.ZNF	Test Dates: 2/6-3/21/2017	EUT Type: Portable Handset	Page 16 of 153	



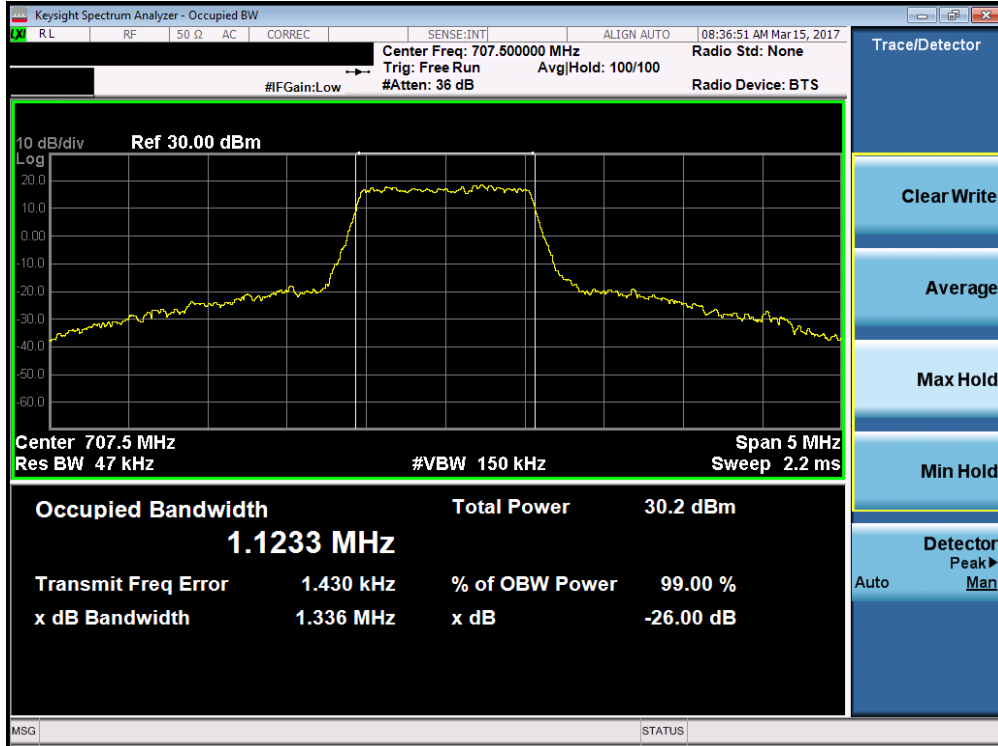


Plot 7-1. Occupied Bandwidth Plot (Band 12 – 1.4MHz QPSK – RB Size 6)

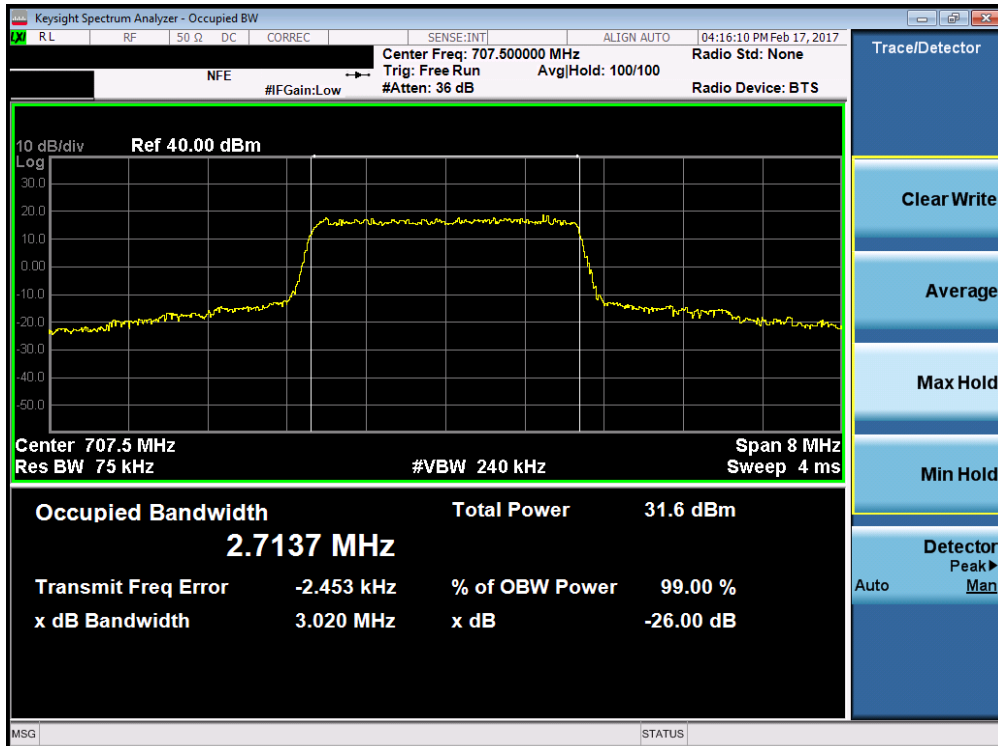


Plot 7-2. Occupied Bandwidth Plot (Band 12 – 1.4MHz 16-QAM – RB Size 6)

FCC ID: ZNFTP450		FCC Pt. 22, 24, & 27 LTE MEASUREMENT REPORT (CERTIFICATION)		Approved by: Quality Manager
Test Report S/N: 1M1703010081-03.ZNF	Test Dates: 2/6-3/21/2017	EUT Type: Portable Handset		Page 17 of 153

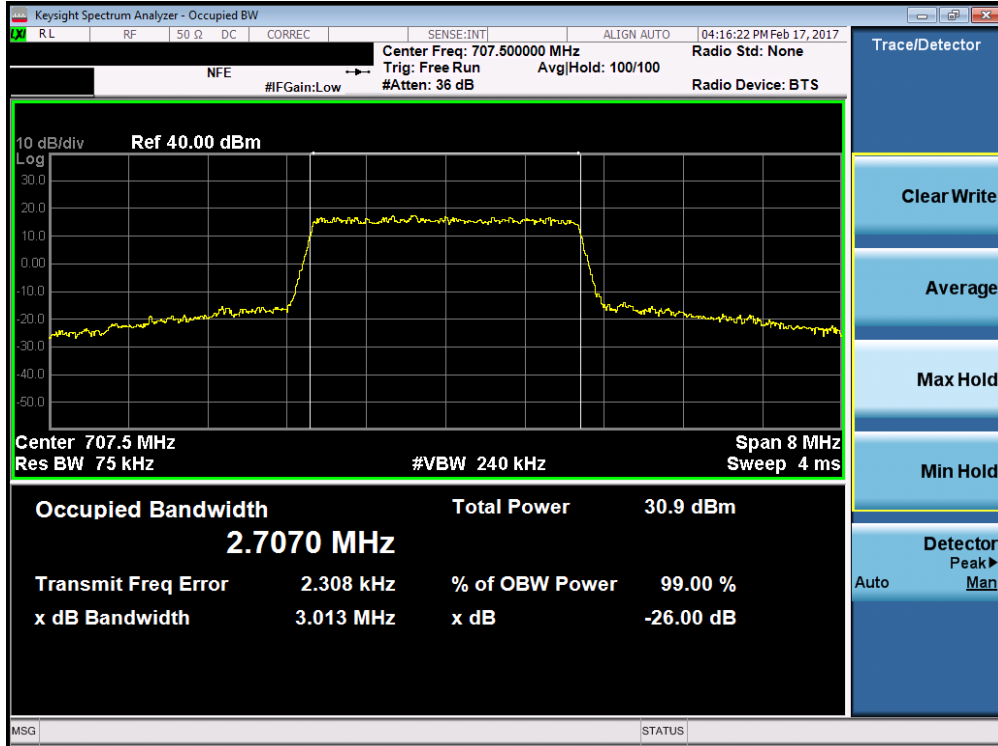


Plot 7-3. Occupied Bandwidth Plot (Band 12 – 1.4MHz 64-QAM – RB Size 6)

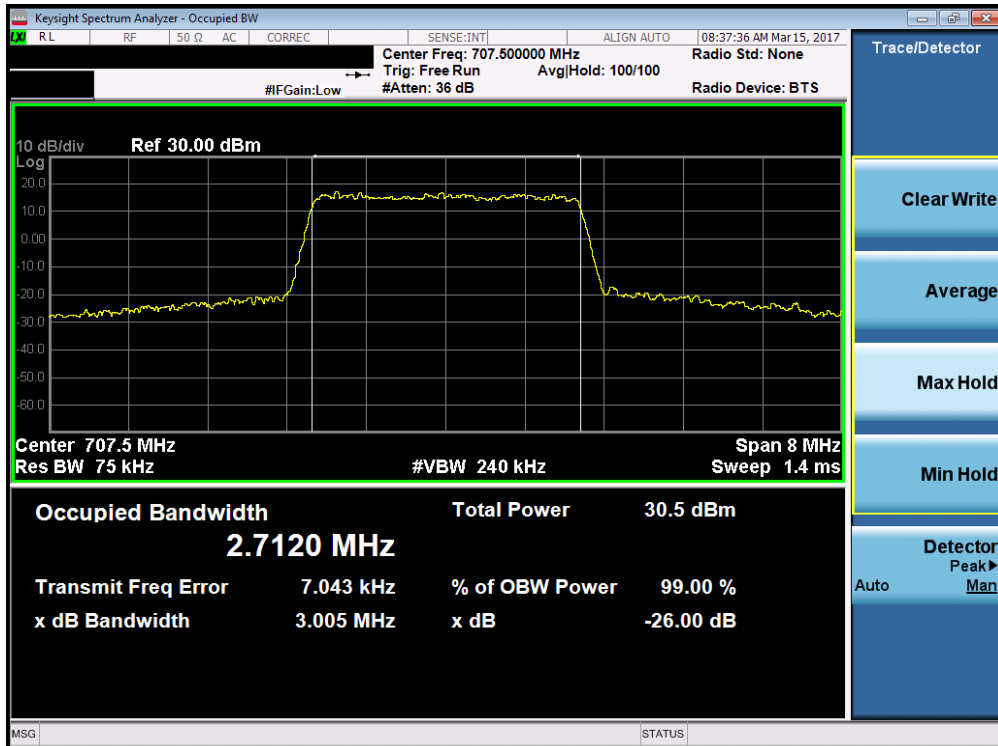


Plot 7-4. Occupied Bandwidth Plot (Band 12 – 3.0MHz QPSK – RB Size 15)

FCC ID: ZNFTP450	PCTEST ENGINEERING LABORATORY, INC.	FCC Pt. 22, 24, & 27 LTE MEASUREMENT REPORT (CERTIFICATION)	LG	Approved by: Quality Manager
Test Report S/N: 1M1703010081-03.ZNF	Test Dates: 2/6-3/21/2017	EUT Type: Portable Handset		Page 18 of 153

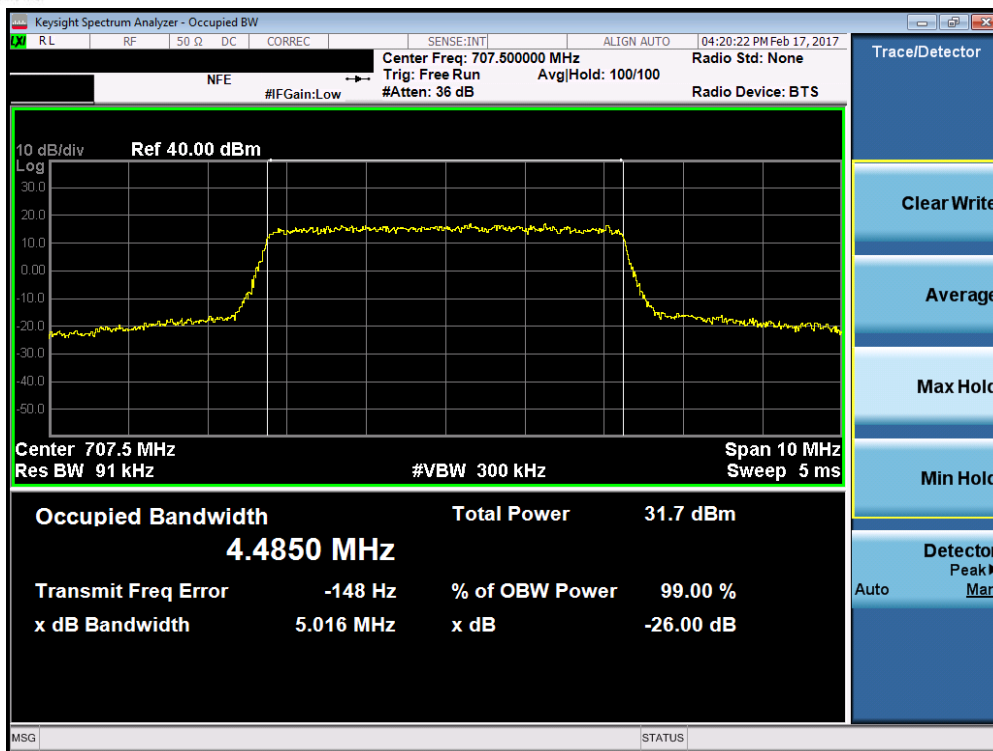


Plot 7-5. Occupied Bandwidth Plot (Band 12 – 3.0MHz 16-QAM – RB Size 15)



Plot 7-6. Occupied Bandwidth Plot (Band 12 – 3.0MHz 64-QAM – RB Size 15)

FCC ID: ZNFTP450	PCTEST ENGINEERING LABORATORY, INC.	FCC Pt. 22, 24, & 27 LTE MEASUREMENT REPORT (CERTIFICATION)	LG	Approved by: Quality Manager
Test Report S/N: 1M1703010081-03.ZNF	Test Dates: 2/6-3/21/2017	EUT Type: Portable Handset		Page 19 of 153

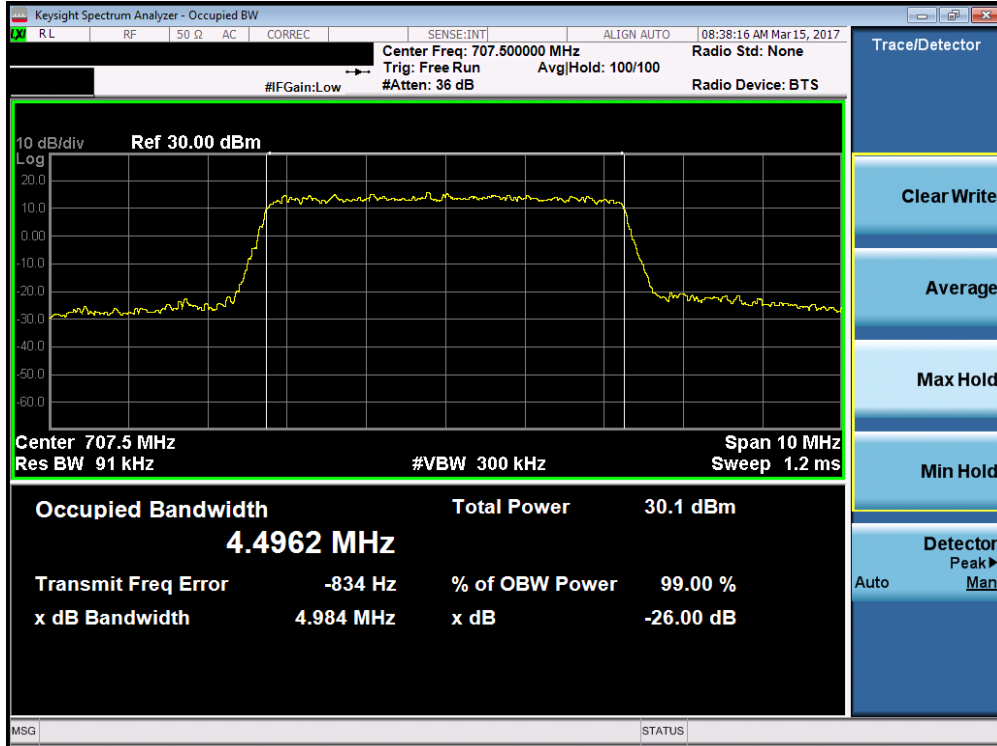


Plot 7-7. Occupied Bandwidth Plot (Band 12/17 – 5.0MHz QPSK – RB Size 25)

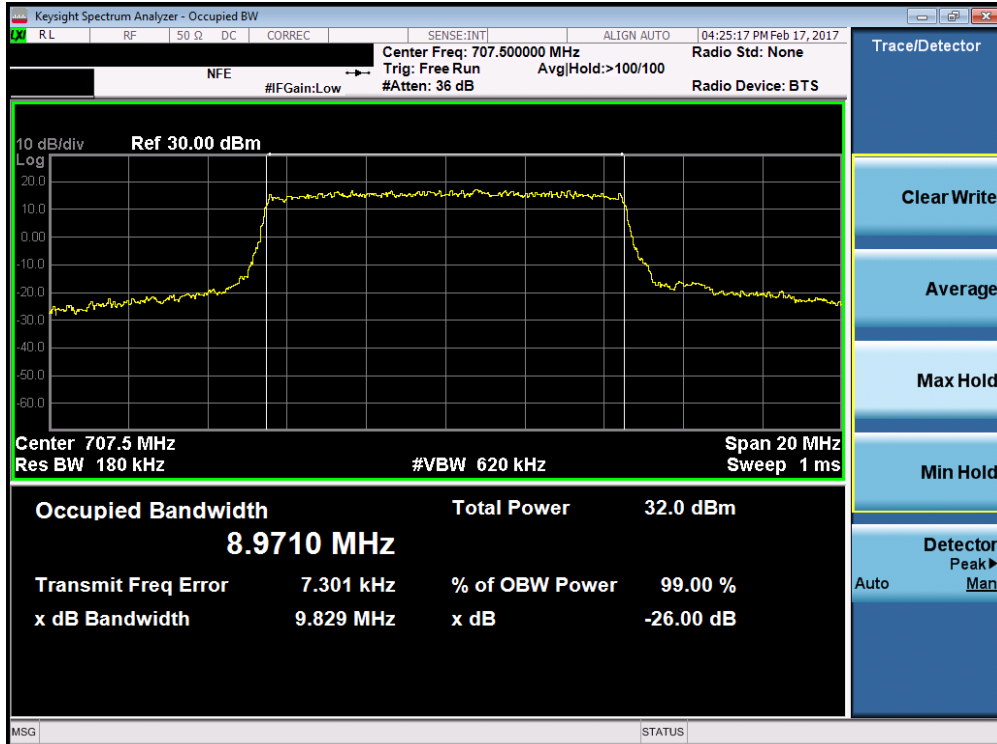


Plot 7-8. Occupied Bandwidth Plot (Band 12/17 – 5.0MHz 16-QAM – RB Size 25)

FCC ID: ZNFTP450	PCTEST ENGINEERING LABORATORY, INC.	FCC Pt. 22, 24, & 27 LTE MEASUREMENT REPORT (CERTIFICATION)	LG	Approved by: Quality Manager
Test Report S/N: 1M1703010081-03.ZNF	Test Dates: 2/6-3/21/2017	EUT Type: Portable Handset		Page 20 of 153

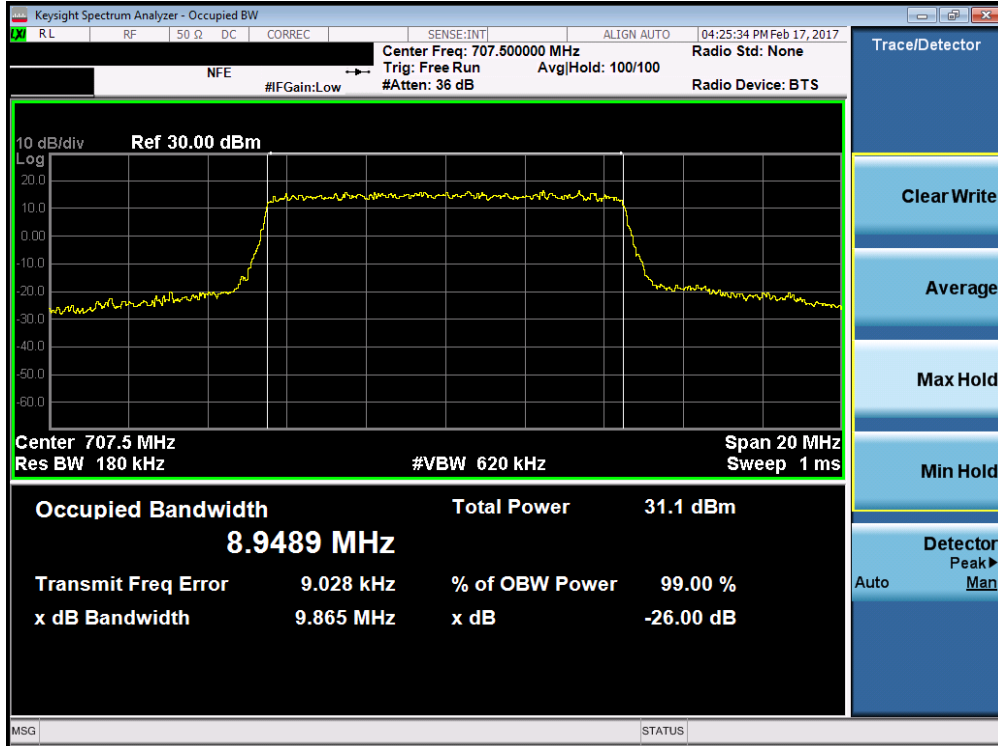


Plot 7-9. Occupied Bandwidth Plot (Band 12/17 – 5.0MHz 64-QAM – RB Size 25)

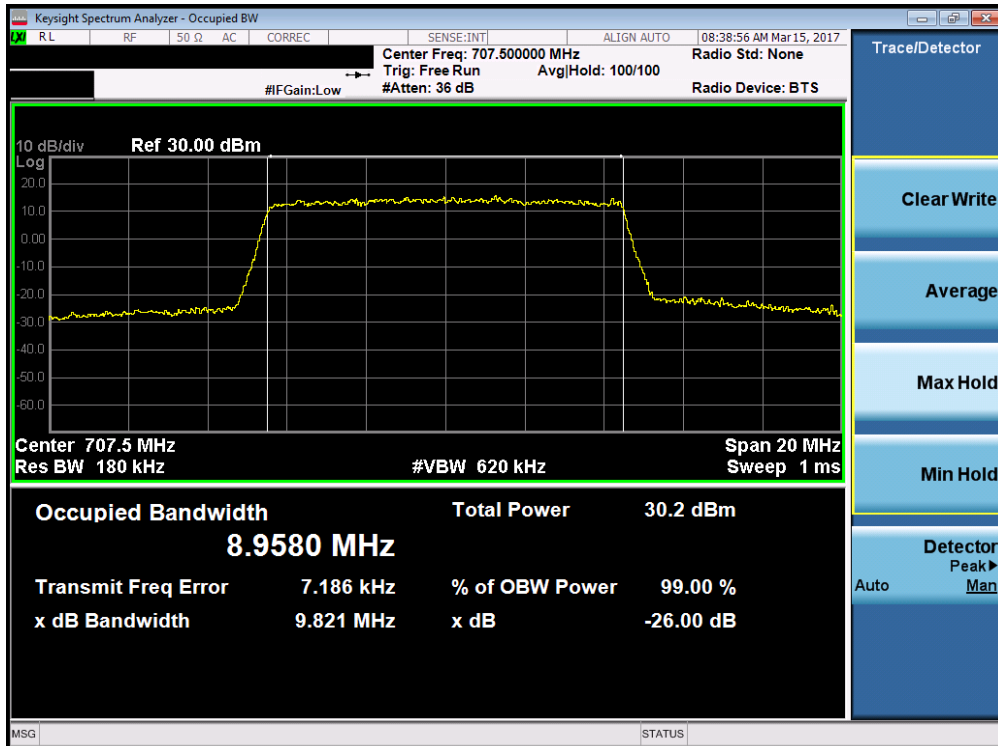


Plot 7-10. Occupied Bandwidth Plot (Band 12/17 – 10.0MHz QPSK – RB Size 50)

FCC ID: ZNFTP450	PCTEST ENGINEERING LABORATORY, INC.	FCC Pt. 22, 24, & 27 LTE MEASUREMENT REPORT (CERTIFICATION)	LG	Approved by: Quality Manager
Test Report S/N: 1M1703010081-03.ZNF	Test Dates: 2/6-3/21/2017	EUT Type: Portable Handset		Page 21 of 153

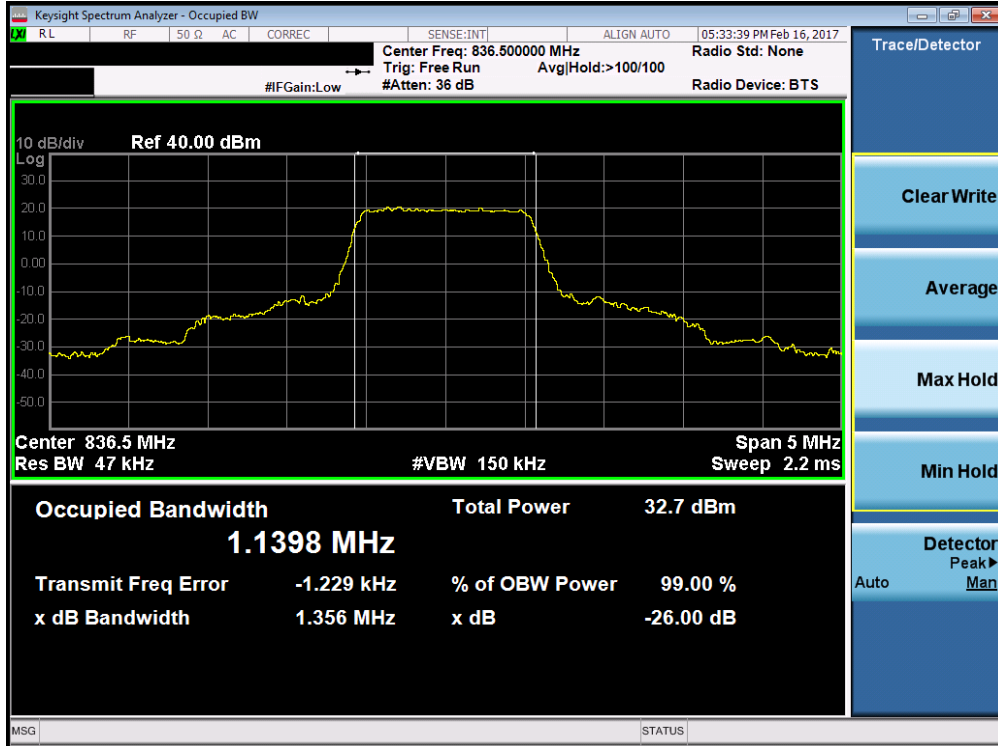


Plot 7-11. Occupied Bandwidth Plot (Band 12/17 – 10.0MHz 16-QAM – RB Size 50)

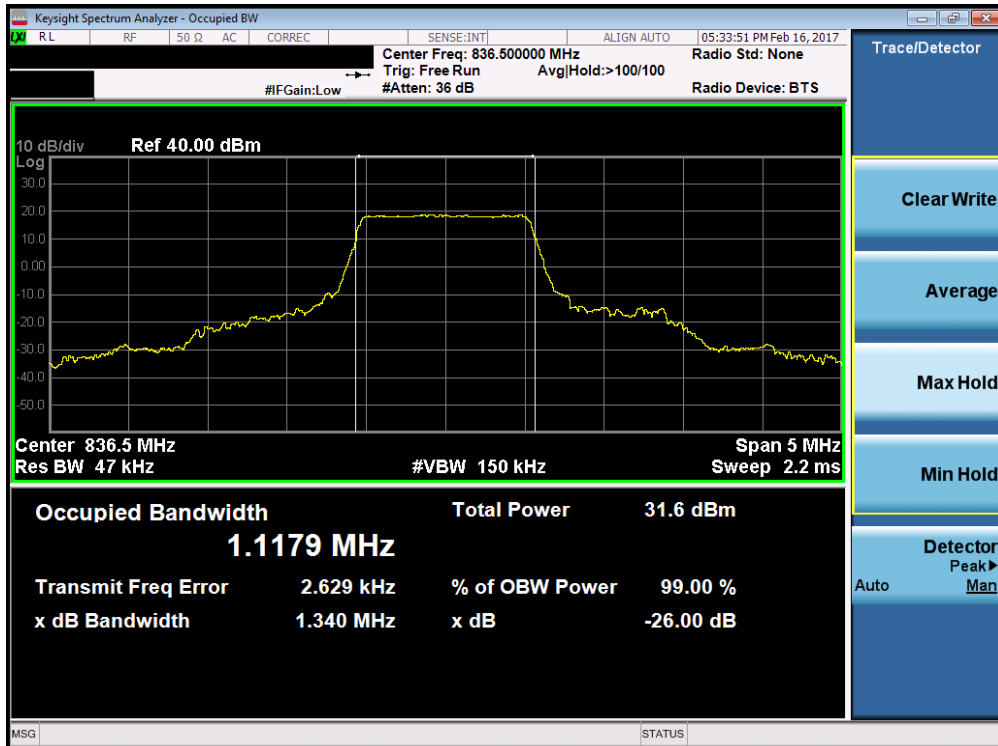


Plot 7-12. Occupied Bandwidth Plot (Band 12/17 – 10.0MHz 64-QAM – RB Size 50)

FCC ID: ZNFTP450		FCC Pt. 22, 24, & 27 LTE MEASUREMENT REPORT (CERTIFICATION)		Approved by: Quality Manager
Test Report S/N: 1M1703010081-03.ZNF	Test Dates: 2/6-3/21/2017	EUT Type: Portable Handset		Page 22 of 153

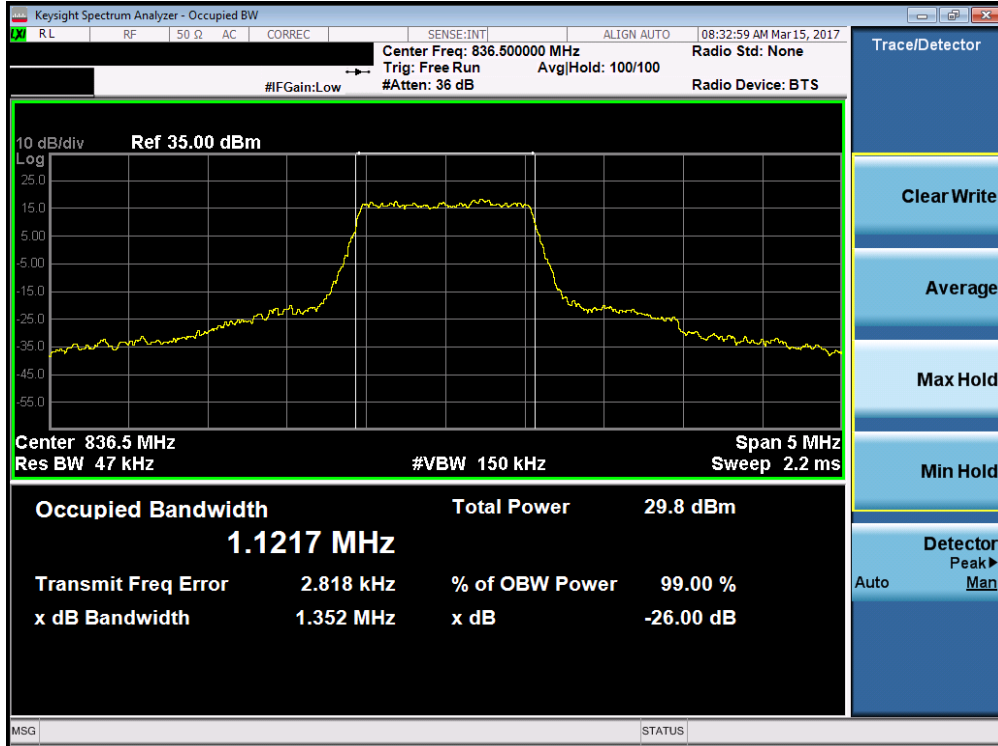


Plot 7-13. Occupied Bandwidth Plot (Band 5 – 1.4MHz QPSK – RB Size 6)

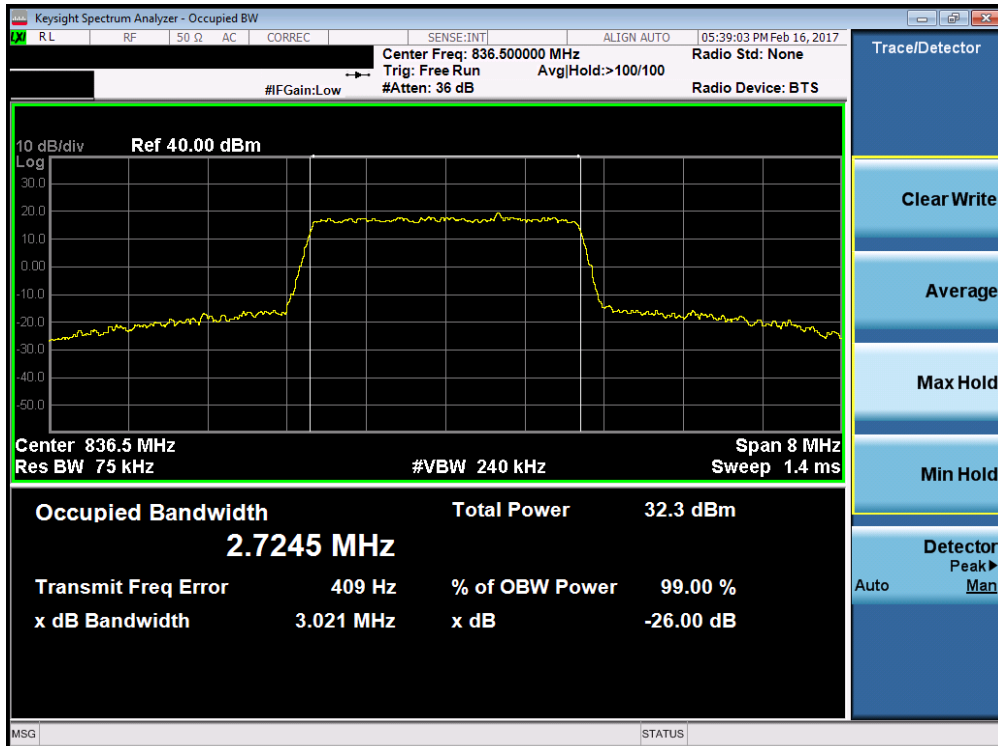


Plot 7-14. Occupied Bandwidth Plot (Band 5 – 1.4MHz 16-QAM – RB Size 6)

FCC ID: ZNFTP450	PCTEST ENGINEERING LABORATORY, INC.	FCC Pt. 22, 24, & 27 LTE MEASUREMENT REPORT (CERTIFICATION)	LG	Approved by: Quality Manager
Test Report S/N: 1M1703010081-03.ZNF	Test Dates: 2/6-3/21/2017	EUT Type: Portable Handset		Page 23 of 153



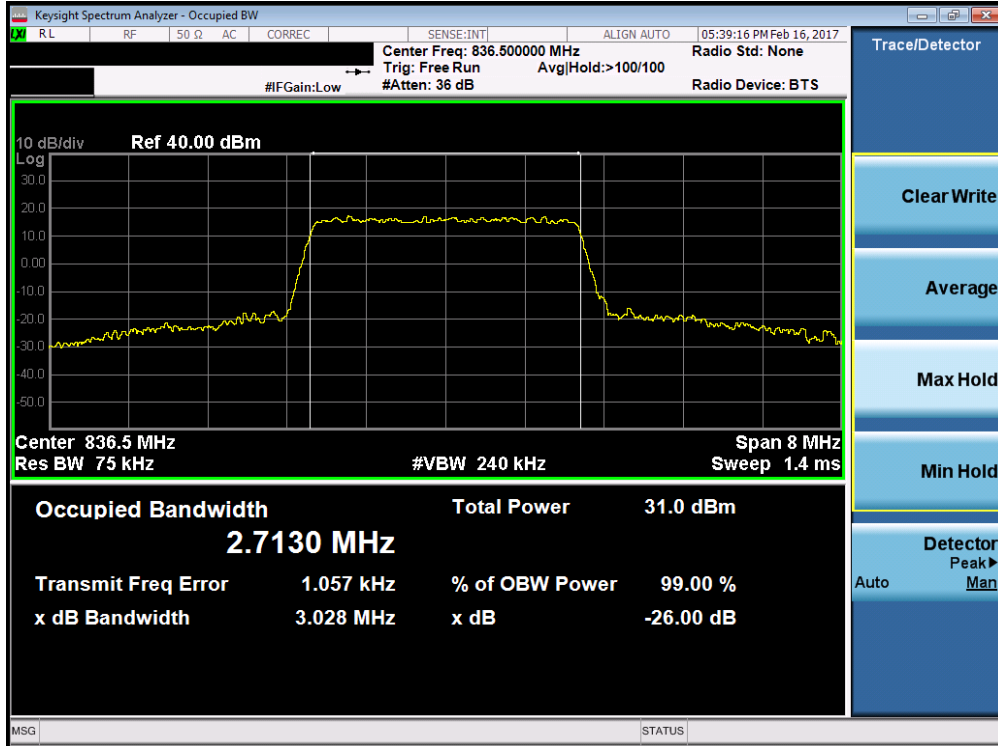
Plot 7-15. Occupied Bandwidth Plot (Band 5 – 1.4MHz 64-QAM – RB Size 6)



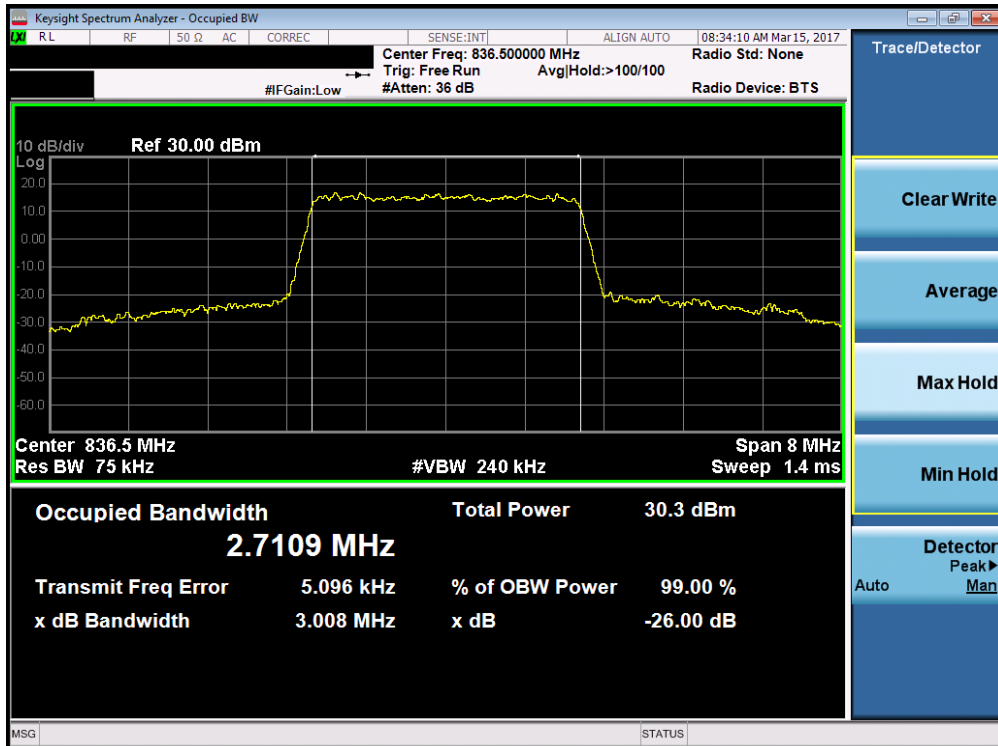
Plot 7-16. Occupied Bandwidth Plot (Band 5 – 3.0MHz QPSK – RB Size 15)

FCC ID: ZNFTP450	PCTEST ENGINEERING LABORATORY, INC.	FCC Pt. 22, 24, & 27 LTE MEASUREMENT REPORT (CERTIFICATION)	LG	Approved by: Quality Manager
Test Report S/N: 1M1703010081-03.ZNF	Test Dates: 2/6-3/21/2017	EUT Type: Portable Handset		Page 24 of 153



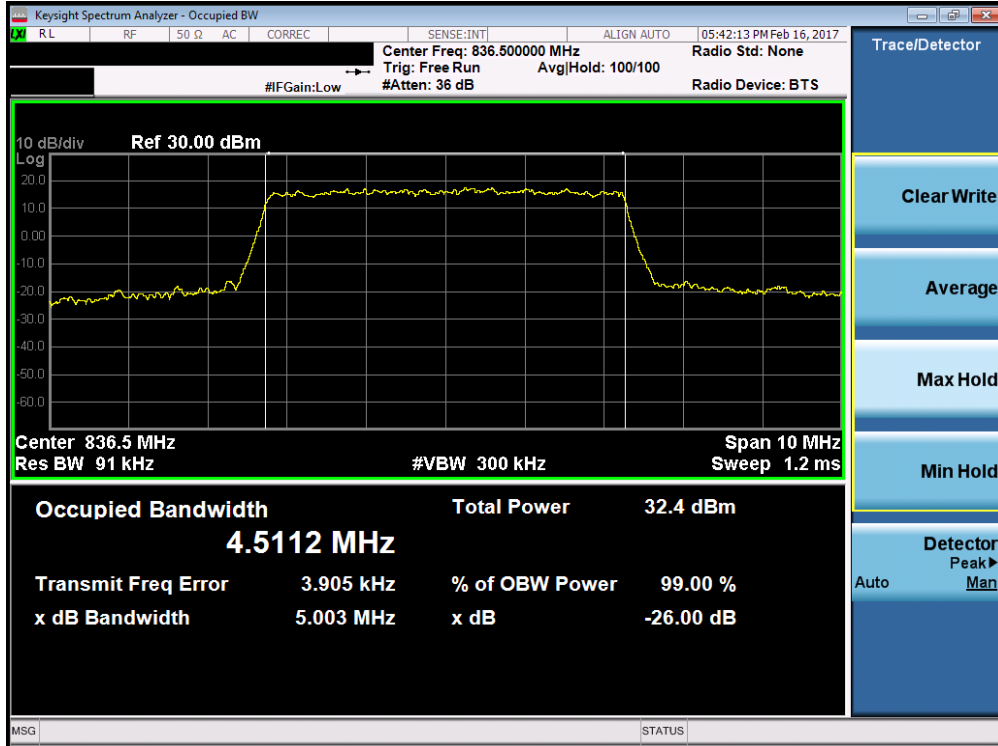


Plot 7-17. Occupied Bandwidth Plot (Band 5 – 3.0MHz 16-QAM – RB Size 15)

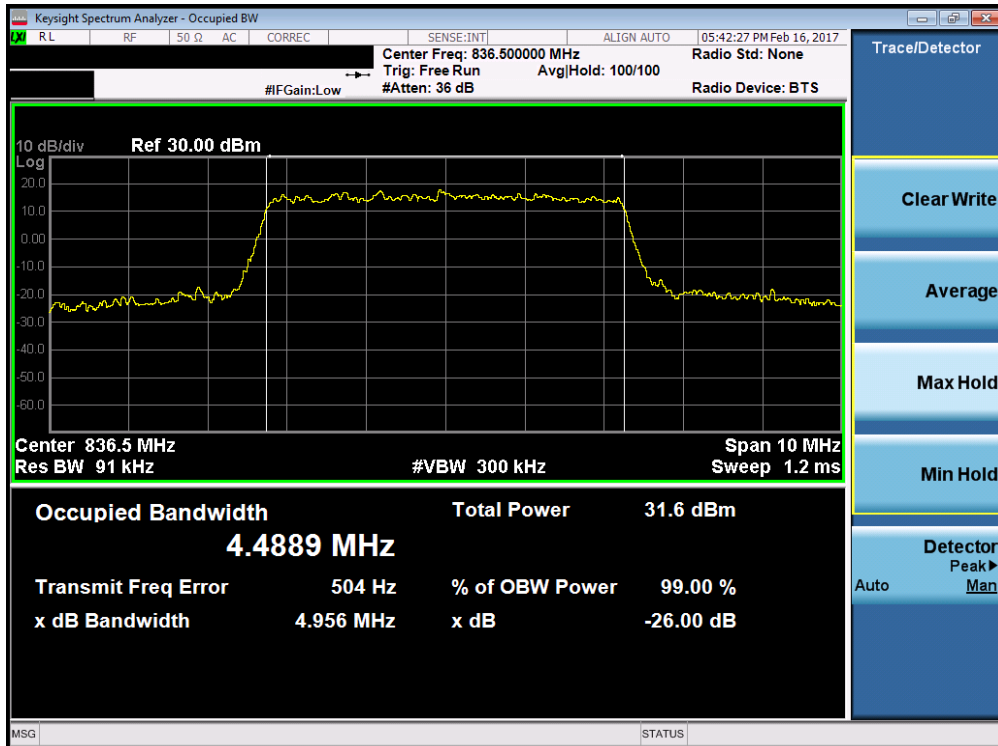


Plot 7-18. Occupied Bandwidth Plot (Band 5 – 3.0MHz 64-QAM – RB Size 15)

FCC ID: ZNFTP450	PCTEST ENGINEERING LABORATORY, INC.	FCC Pt. 22, 24, & 27 LTE MEASUREMENT REPORT (CERTIFICATION)	LG	Approved by: Quality Manager
Test Report S/N: 1M1703010081-03.ZNF	Test Dates: 2/6-3/21/2017	EUT Type: Portable Handset		Page 25 of 153

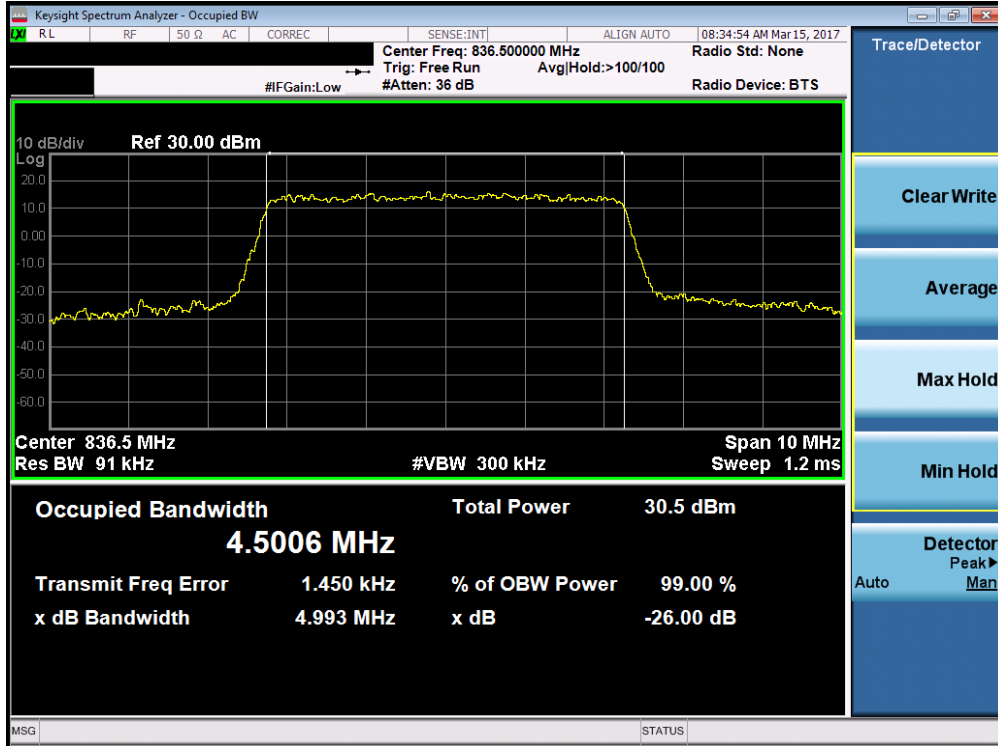


Plot 7-19. Occupied Bandwidth Plot (Band 5 – 5.0MHz QPSK – RB Size 25)

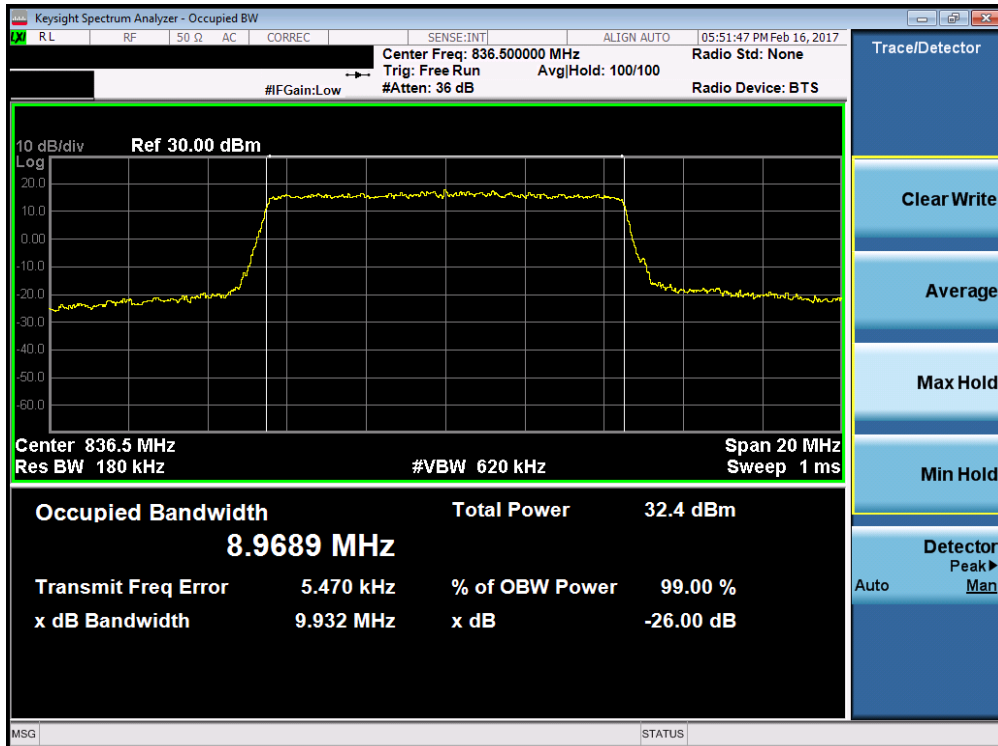


Plot 7-20. Occupied Bandwidth Plot (Band 5 – 5.0MHz 16-QAM – RB Size 25)

FCC ID: ZNFTP450	PCTEST ENGINEERING LABORATORY, INC.	FCC Pt. 22, 24, & 27 LTE MEASUREMENT REPORT (CERTIFICATION)	LG	Approved by: Quality Manager
Test Report S/N: 1M1703010081-03.ZNF	Test Dates: 2/6-3/21/2017	EUT Type: Portable Handset		Page 26 of 153

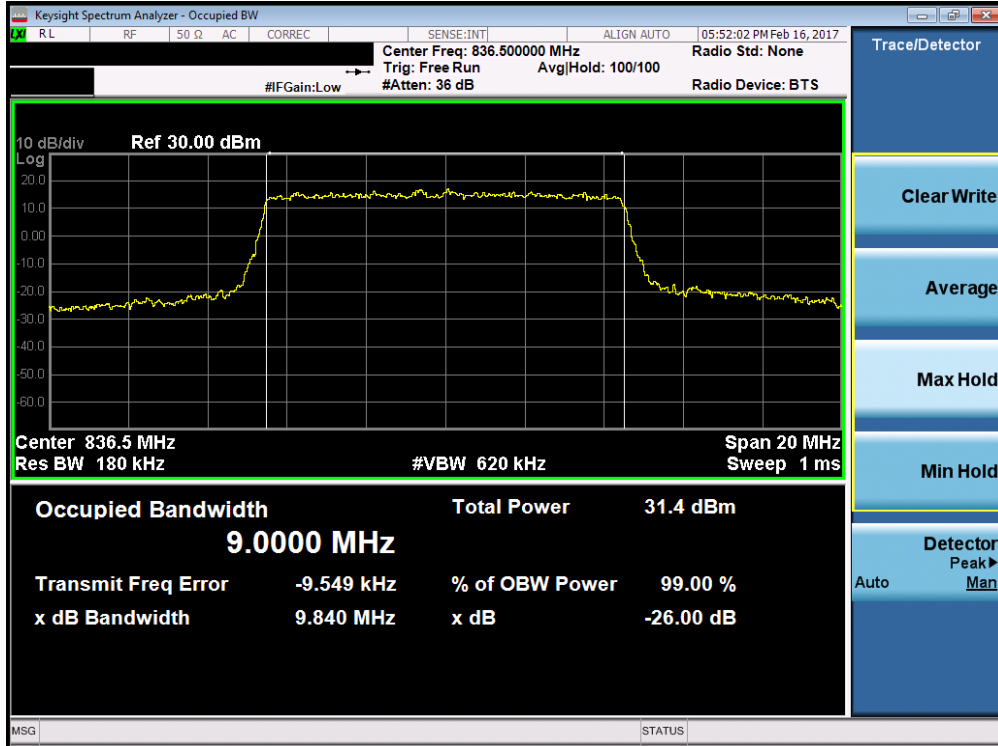


Plot 7-21. Occupied Bandwidth Plot (Band 5 – 5.0MHz 64-QAM – RB Size 25)

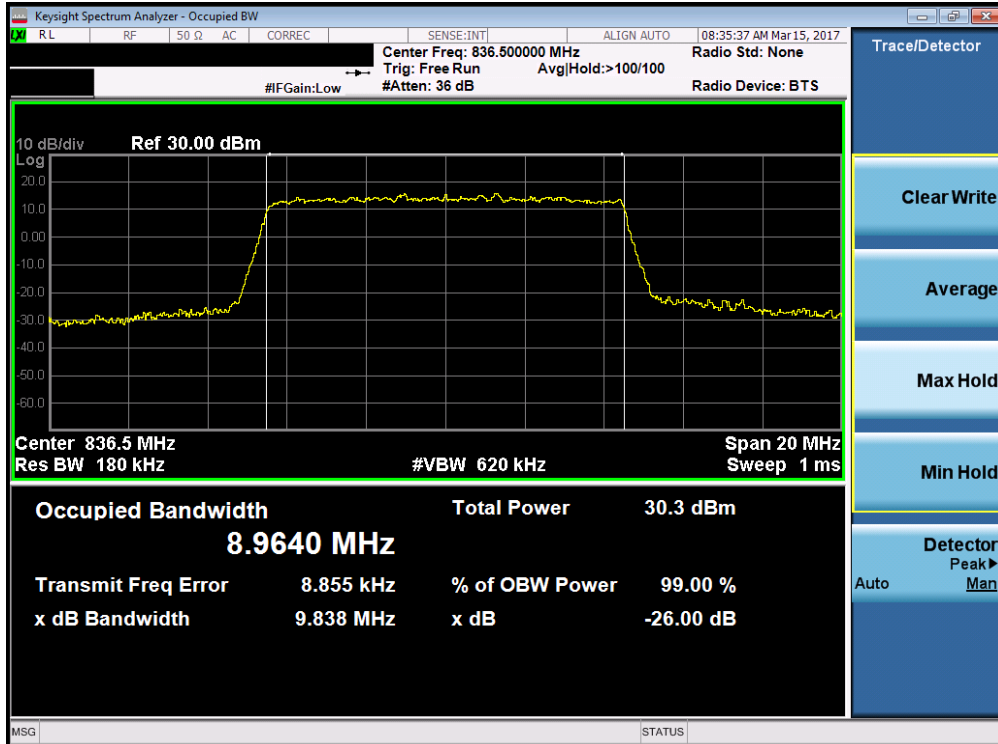


Plot 7-22. Occupied Bandwidth Plot (Band 5 – 10.0MHz QPSK – RB Size 50)

FCC ID: ZNFTP450	PCTEST ENGINEERING LABORATORY, INC.	FCC Pt. 22, 24, & 27 LTE MEASUREMENT REPORT (CERTIFICATION)	LG	Approved by: Quality Manager
Test Report S/N: 1M1703010081-03.ZNF	Test Dates: 2/6-3/21/2017	EUT Type: Portable Handset		Page 27 of 153

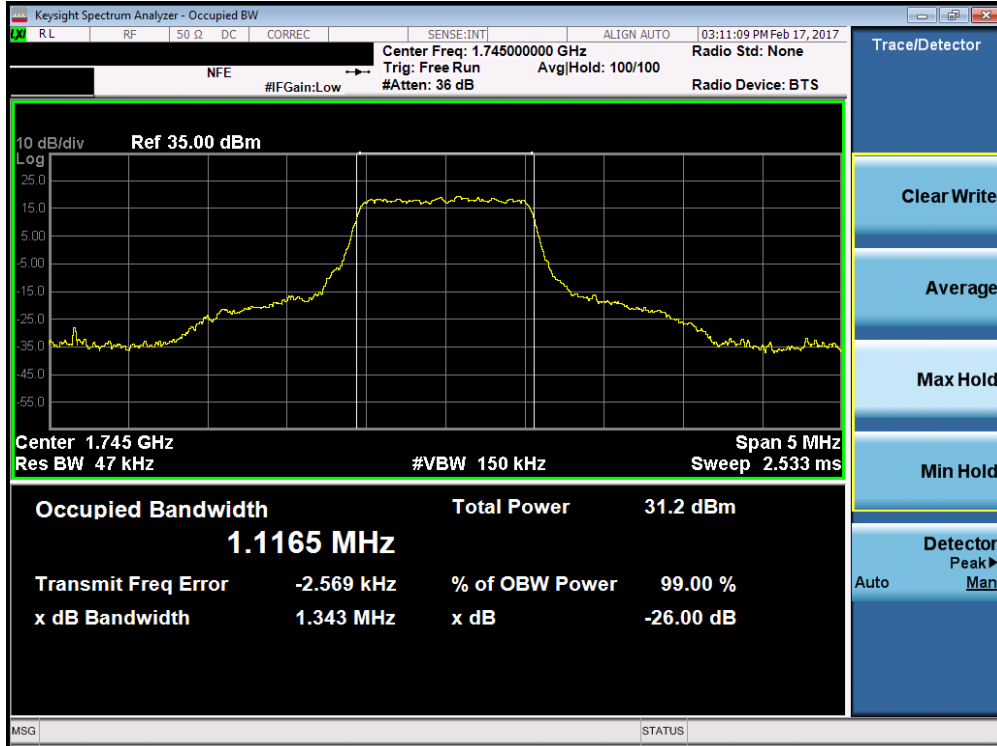


Plot 7-23. Occupied Bandwidth Plot (Band 5 – 10.0MHz 16-QAM – RB Size 50)

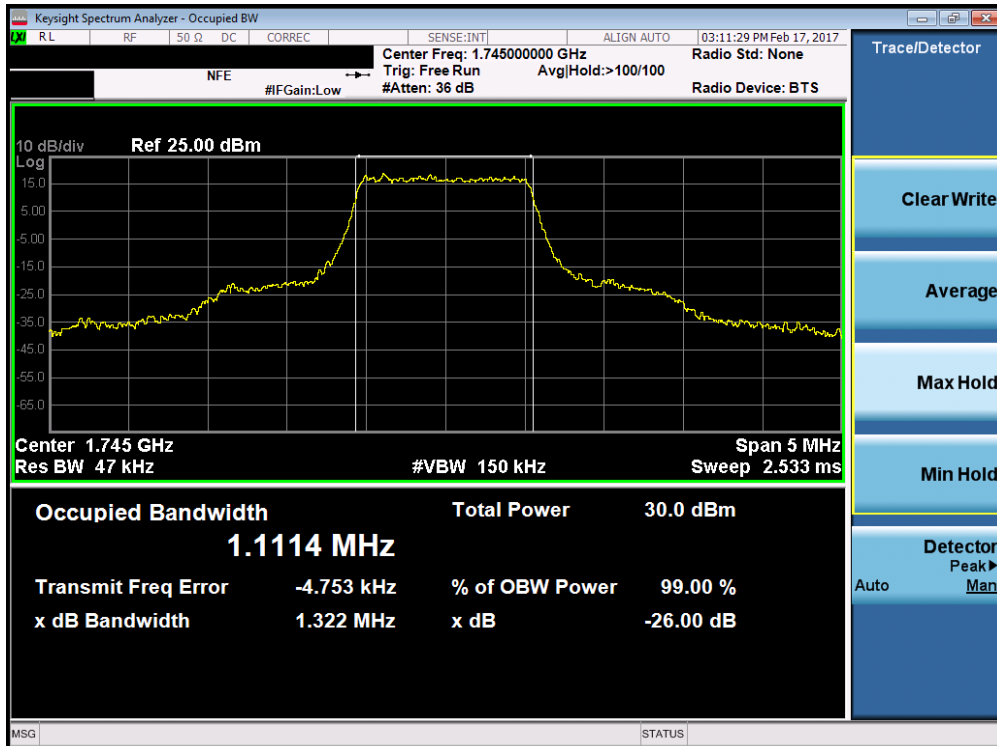


Plot 7-24. Occupied Bandwidth Plot (Band 5 – 10.0MHz 64-QAM – RB Size 50)

FCC ID: ZNFTP450	PCTEST ENGINEERING LABORATORY, INC.	FCC Pt. 22, 24, & 27 LTE MEASUREMENT REPORT (CERTIFICATION)	LG	Approved by: Quality Manager
Test Report S/N: 1M1703010081-03.ZNF	Test Dates: 2/6-3/21/2017	EUT Type: Portable Handset		Page 28 of 153

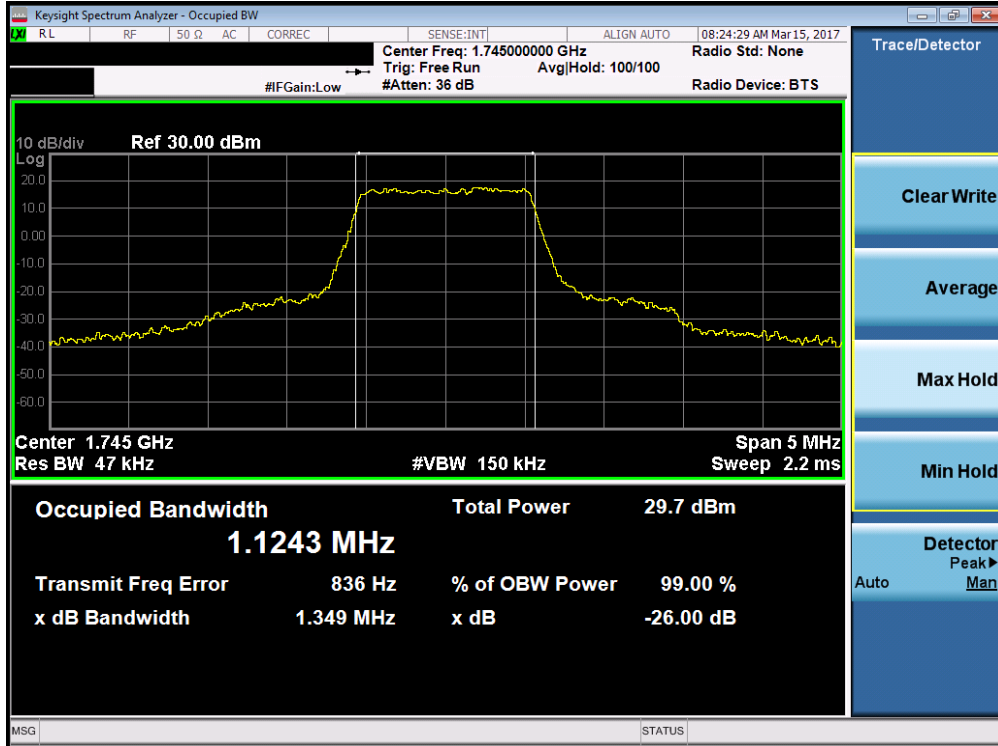


Plot 7-25. Occupied Bandwidth Plot (Band 4/66 – 1.4MHz QPSK – RB Size 6)

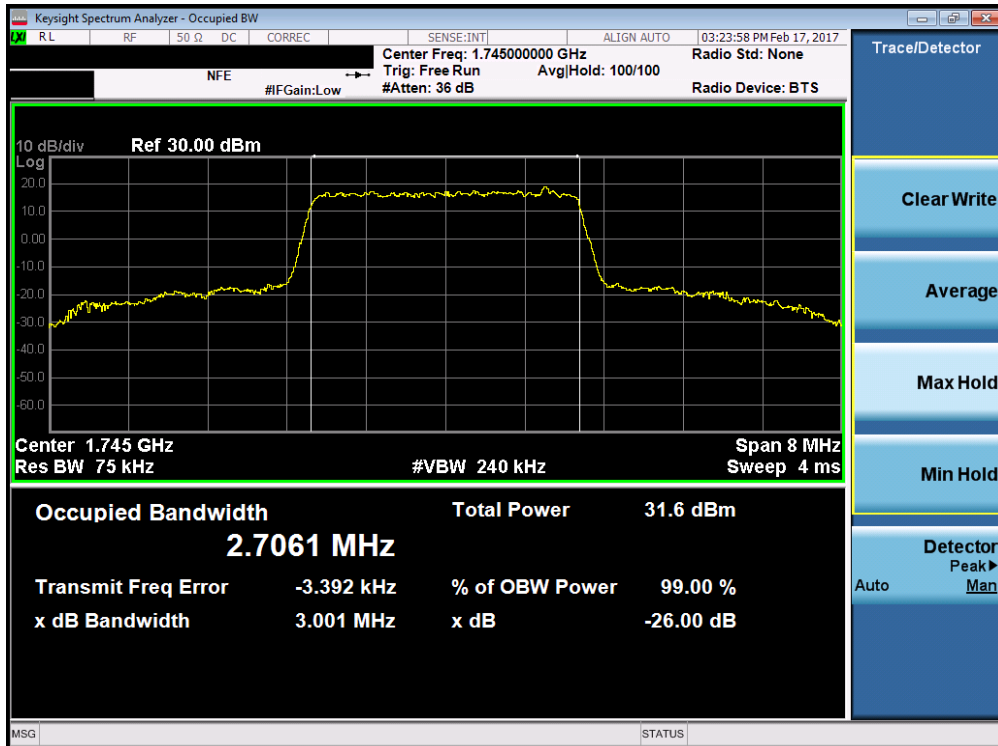


Plot 7-26. Occupied Bandwidth Plot (Band 4/66 – 1.4MHz 16-QAM – RB Size 6)

FCC ID: ZNFTP450	PCTEST ENGINEERING LABORATORY, INC.	FCC Pt. 22, 24, & 27 LTE MEASUREMENT REPORT (CERTIFICATION)	LG	Approved by: Quality Manager
Test Report S/N: 1M1703010081-03.ZNF	Test Dates: 2/6-3/21/2017	EUT Type: Portable Handset		Page 29 of 153

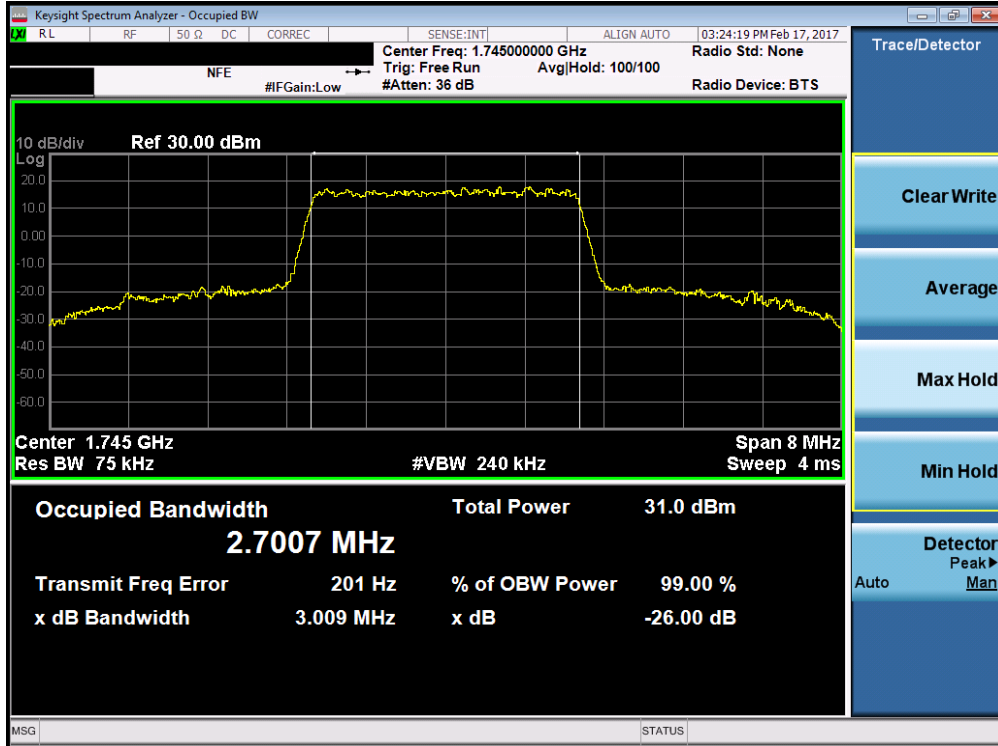


Plot 7-27. Occupied Bandwidth Plot (Band 4/66 – 1.4MHz 64-QAM – RB Size 6)

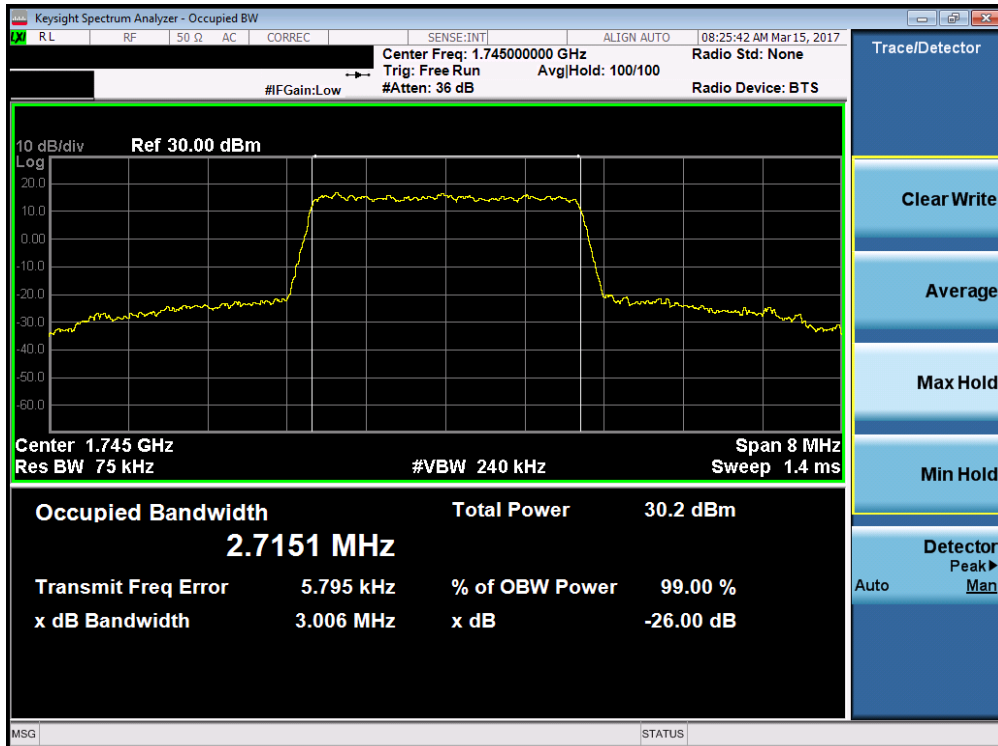


Plot 7-28. Occupied Bandwidth Plot (Band 4/66 – 3.0MHz QPSK – RB Size 15)

FCC ID: ZNFTP450	PCTEST ENGINEERING LABORATORY, INC.	FCC Pt. 22, 24, & 27 LTE MEASUREMENT REPORT (CERTIFICATION)	LG	Approved by: Quality Manager
Test Report S/N: 1M1703010081-03.ZNF	Test Dates: 2/6-3/21/2017	EUT Type: Portable Handset		Page 30 of 153

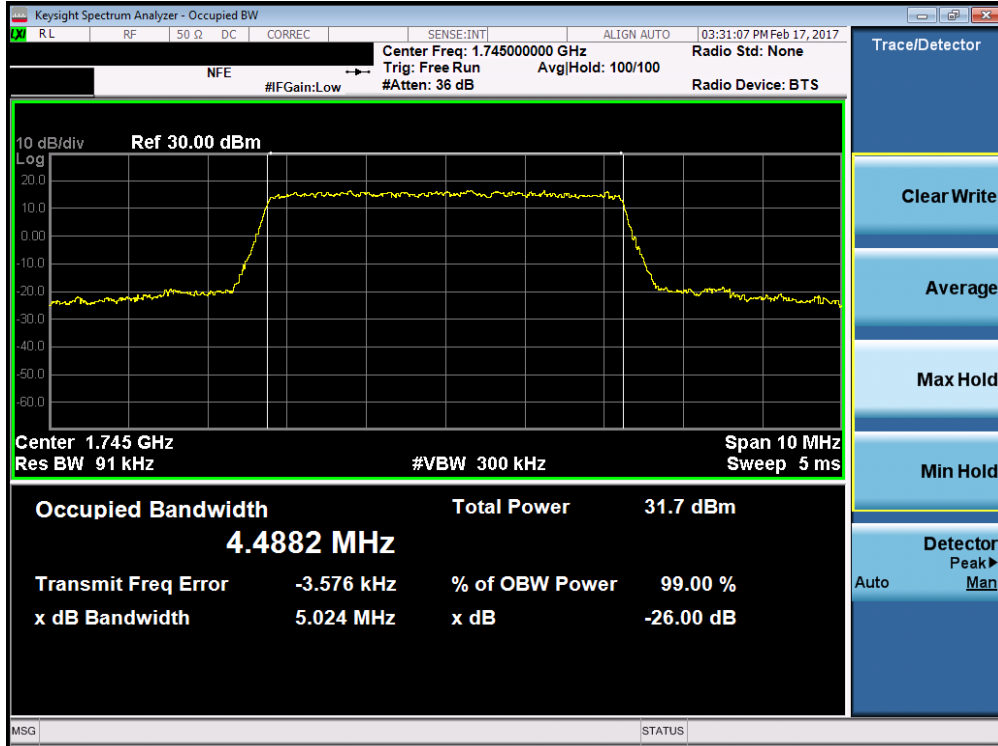


Plot 7-29. Occupied Bandwidth Plot (Band 4/66 – 3.0MHz 16-QAM – RB Size 15)

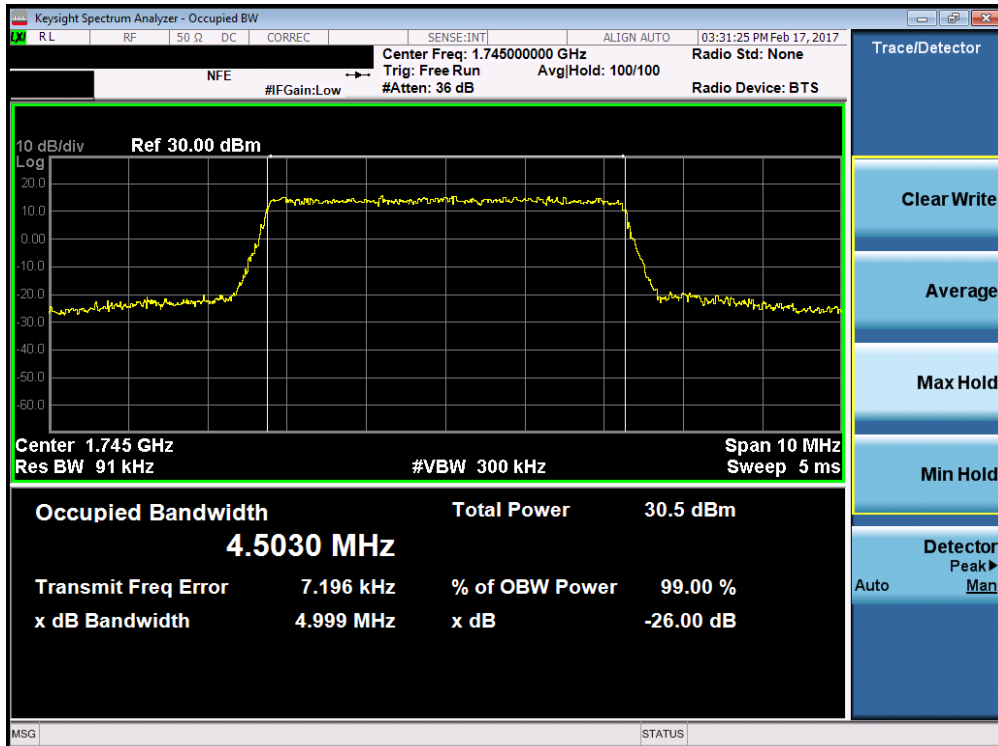


Plot 7-30. Occupied Bandwidth Plot (Band 4/66 – 3.0MHz 64-QAM – RB Size 15)

FCC ID: ZNFTP450	PCTEST ENGINEERING LABORATORY, INC.	FCC Pt. 22, 24, & 27 LTE MEASUREMENT REPORT (CERTIFICATION)	LG	Approved by: Quality Manager
Test Report S/N: 1M1703010081-03.ZNF	Test Dates: 2/6-3/21/2017	EUT Type: Portable Handset		Page 31 of 153



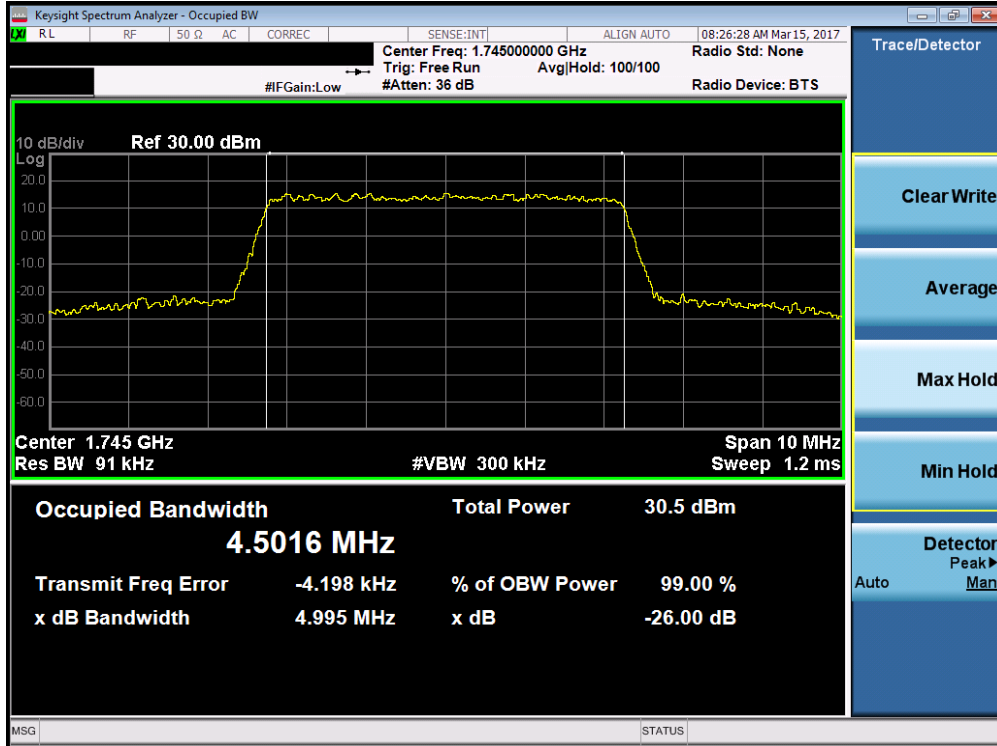
Plot 7-31. Occupied Bandwidth Plot (Band 4/66 – 5.0MHz QPSK – RB Size 25)



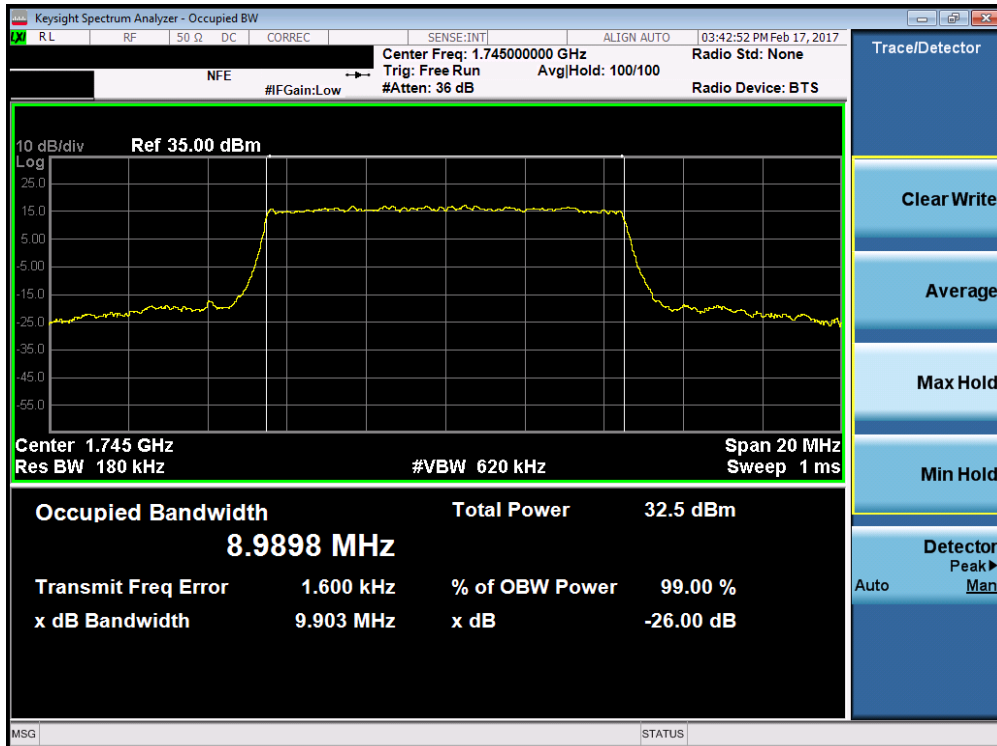
Plot 7-32. Occupied Bandwidth Plot (Band 4/66 – 5.0MHz 16-QAM – RB Size 25)

FCC ID: ZNFTP450	PCTEST ENGINEERING LABORATORY, INC.	FCC Pt. 22, 24, & 27 LTE MEASUREMENT REPORT (CERTIFICATION)	LG	Approved by: Quality Manager
Test Report S/N: 1M1703010081-03.ZNF	Test Dates: 2/6-3/21/2017	EUT Type: Portable Handset		Page 32 of 153



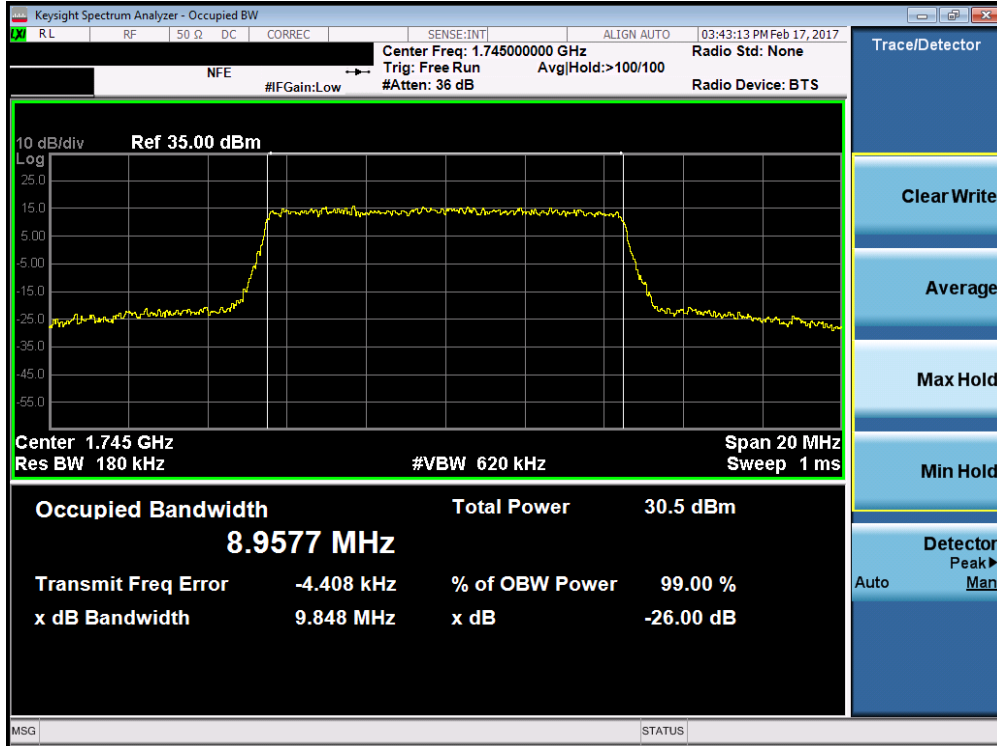


Plot 7-33. Occupied Bandwidth Plot (Band 4/66 – 5.0MHz 64-QAM – RB Size 25)

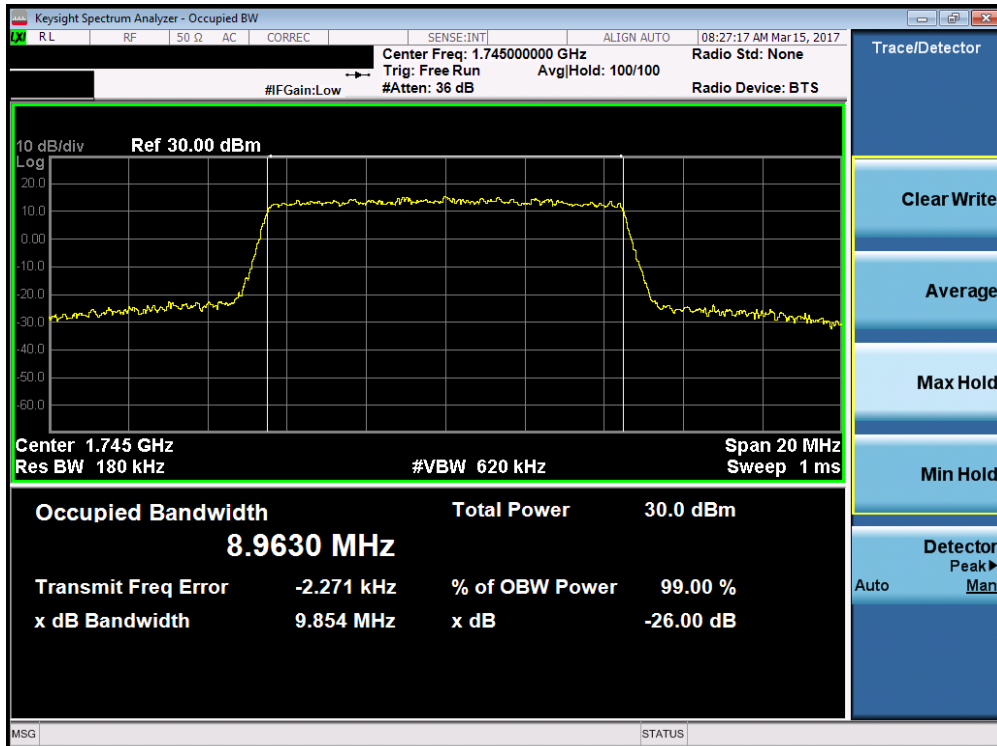


Plot 7-34. Occupied Bandwidth Plot (Band 4/66 – 10.0MHz QPSK – RB Size 50)

FCC ID: ZNFTP450	PCTEST ENGINEERING LABORATORY, INC.	FCC Pt. 22, 24, & 27 LTE MEASUREMENT REPORT (CERTIFICATION)	LG	Approved by: Quality Manager
Test Report S/N: 1M1703010081-03.ZNF	Test Dates: 2/6-3/21/2017	EUT Type: Portable Handset		Page 33 of 153

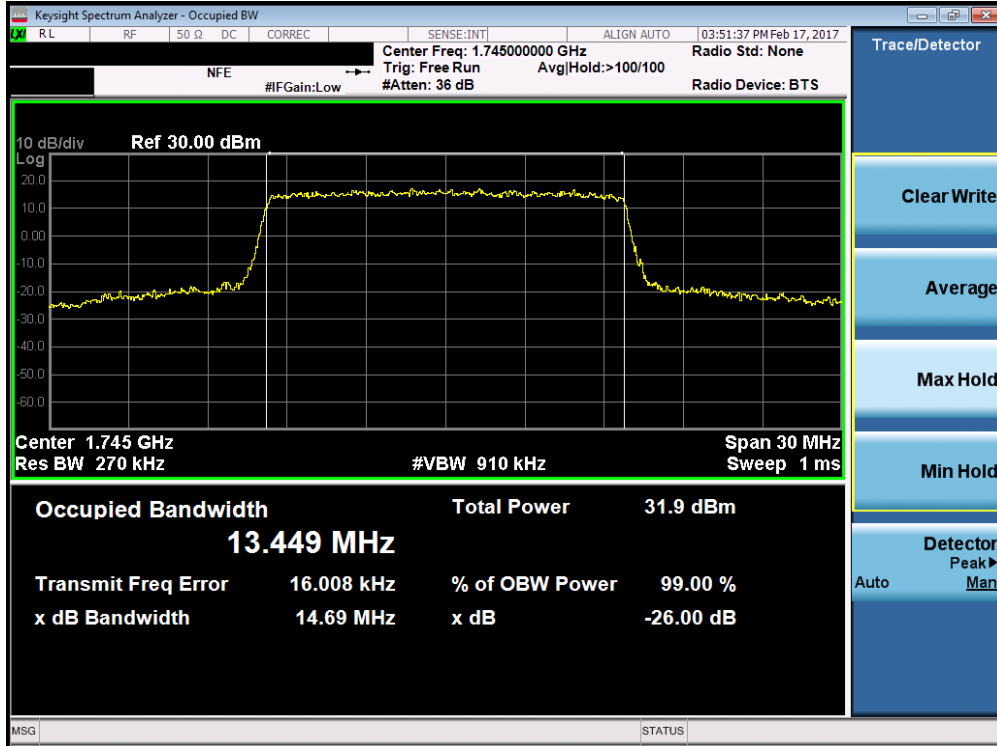


Plot 7-35. Occupied Bandwidth Plot (Band 4/66 – 10.0MHz 16-QAM – RB Size 50)

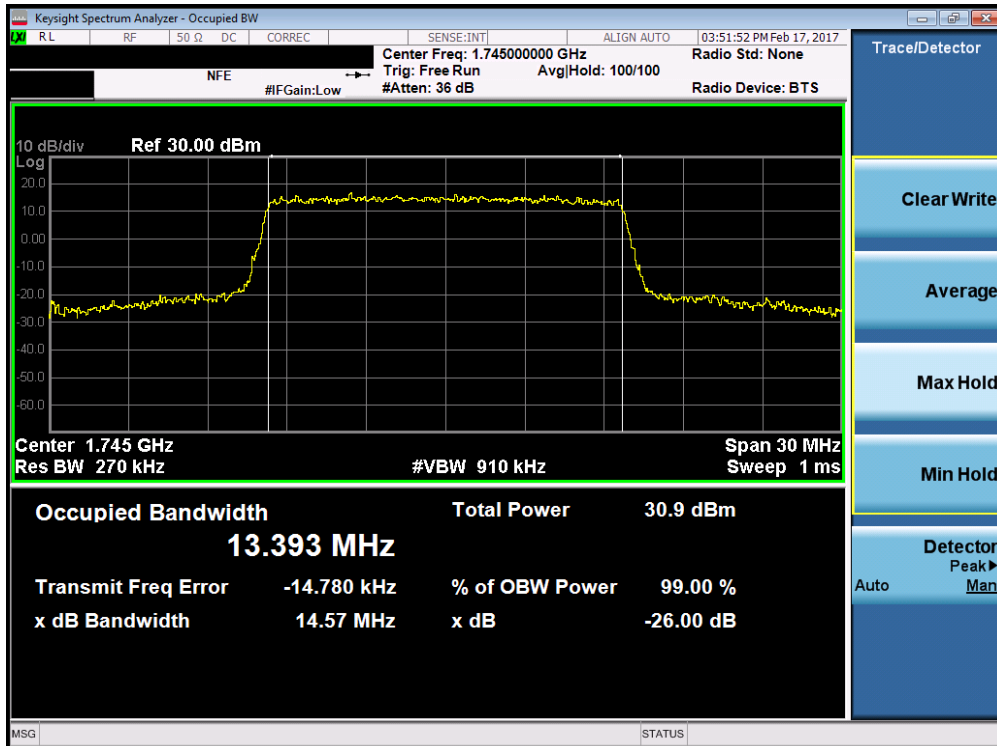


Plot 7-36. Occupied Bandwidth Plot (Band 4/66 – 10.0MHz 64-QAM – RB Size 50)

FCC ID: ZNFTP450	PCTEST ENGINEERING LABORATORY, INC.	FCC Pt. 22, 24, & 27 LTE MEASUREMENT REPORT (CERTIFICATION)	LG	Approved by: Quality Manager
Test Report S/N: 1M1703010081-03.ZNF	Test Dates: 2/6-3/21/2017	EUT Type: Portable Handset		Page 34 of 153



Plot 7-37. Occupied Bandwidth Plot (Band 4/66 – 15.0MHz QPSK – RB Size 75)

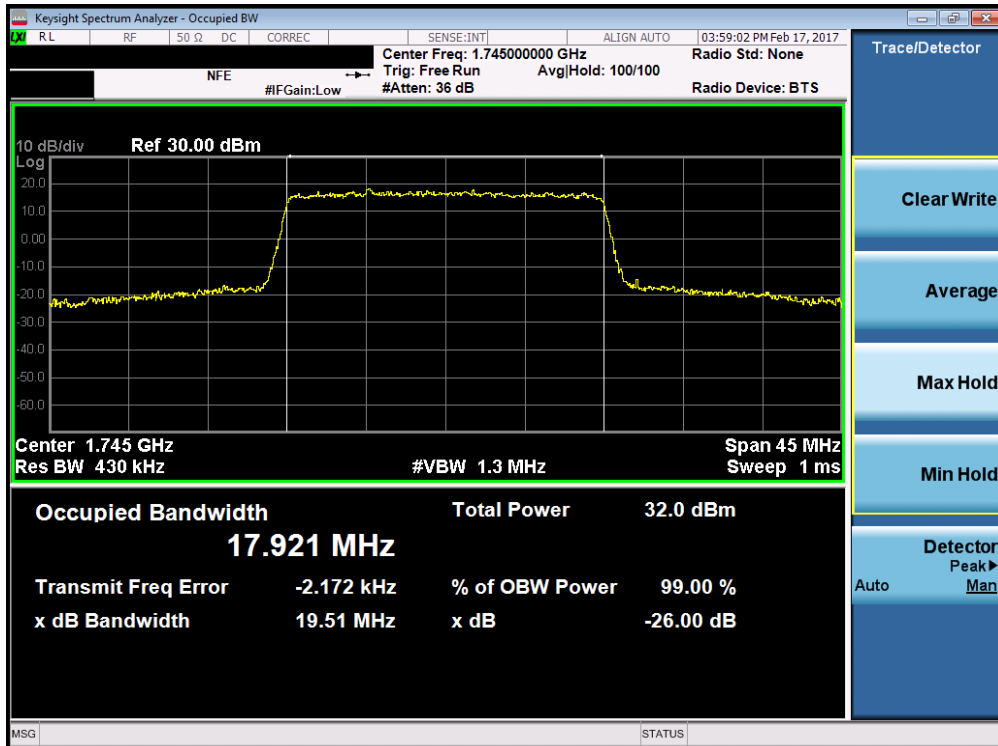


Plot 7-38. Occupied Bandwidth Plot (Band 4/66 – 15.0MHz 16-QAM – RB Size 75)

FCC ID: ZNFTP450	PCTEST ENGINEERING LABORATORY, INC.	FCC Pt. 22, 24, & 27 LTE MEASUREMENT REPORT (CERTIFICATION)	LG	Approved by: Quality Manager
Test Report S/N: 1M1703010081-03.ZNF	Test Dates: 2/6-3/21/2017	EUT Type: Portable Handset		Page 35 of 153

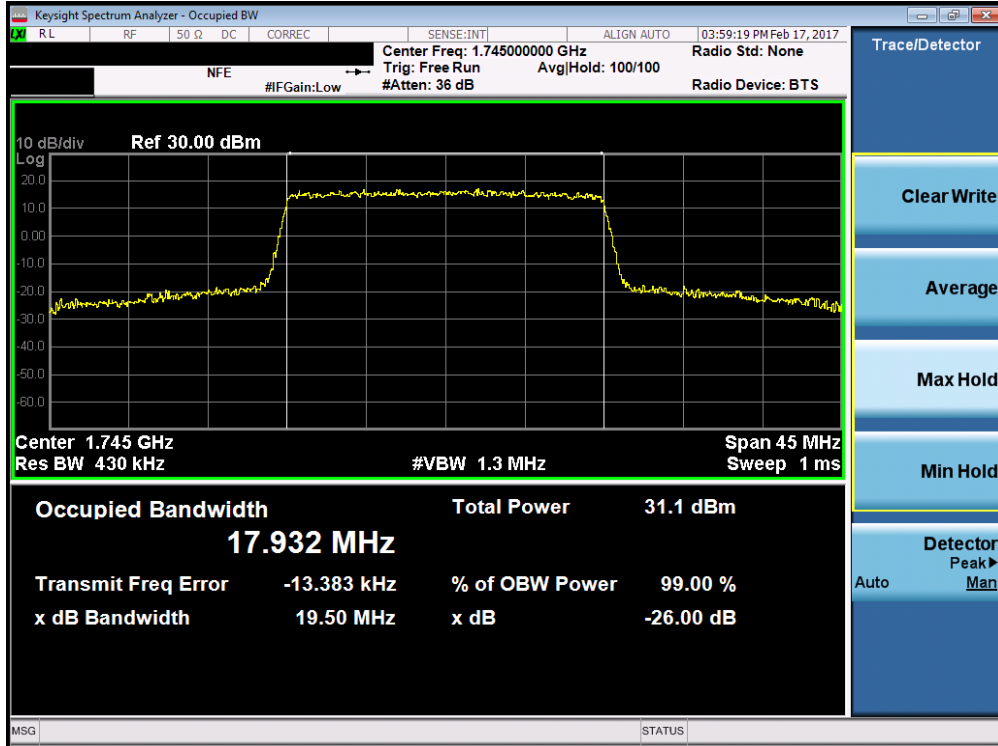


Plot 7-39. Occupied Bandwidth Plot (Band 4/66 – 15.0MHz 64-QAM – RB Size 75)

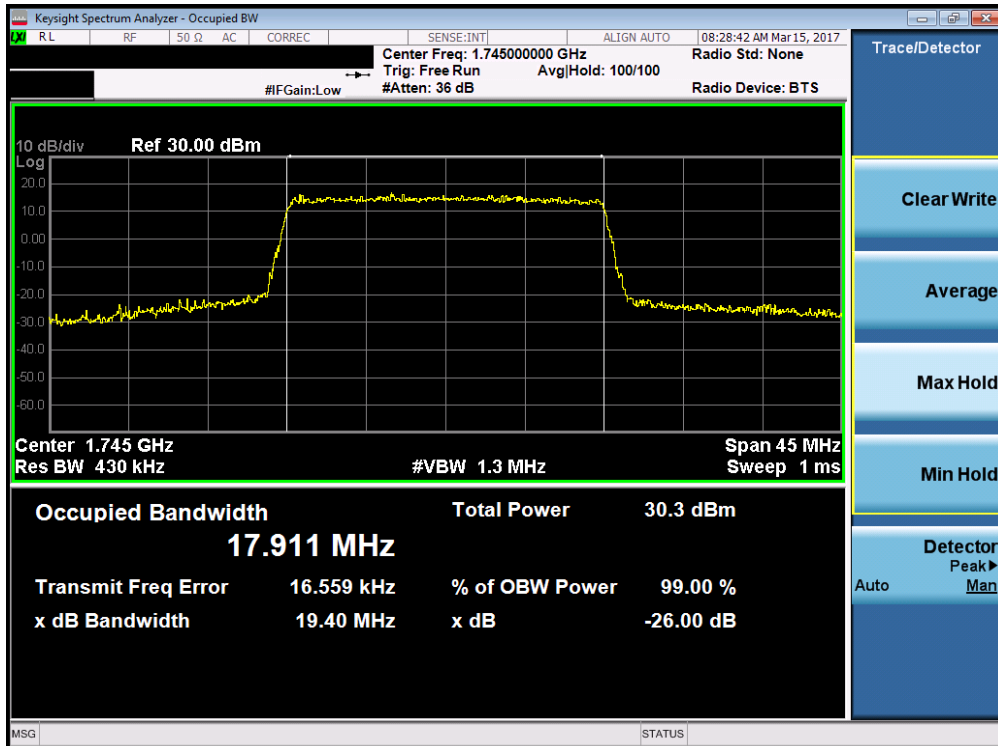


Plot 7-40. Occupied Bandwidth Plot (Band 4/66 – 20.0MHz QPSK – RB Size 100)

FCC ID: ZNFTP450	PCTEST ENGINEERING LABORATORY, INC.	FCC Pt. 22, 24, & 27 LTE MEASUREMENT REPORT (CERTIFICATION)	LG	Approved by: Quality Manager
Test Report S/N: 1M1703010081-03.ZNF	Test Dates: 2/6-3/21/2017	EUT Type: Portable Handset		Page 36 of 153

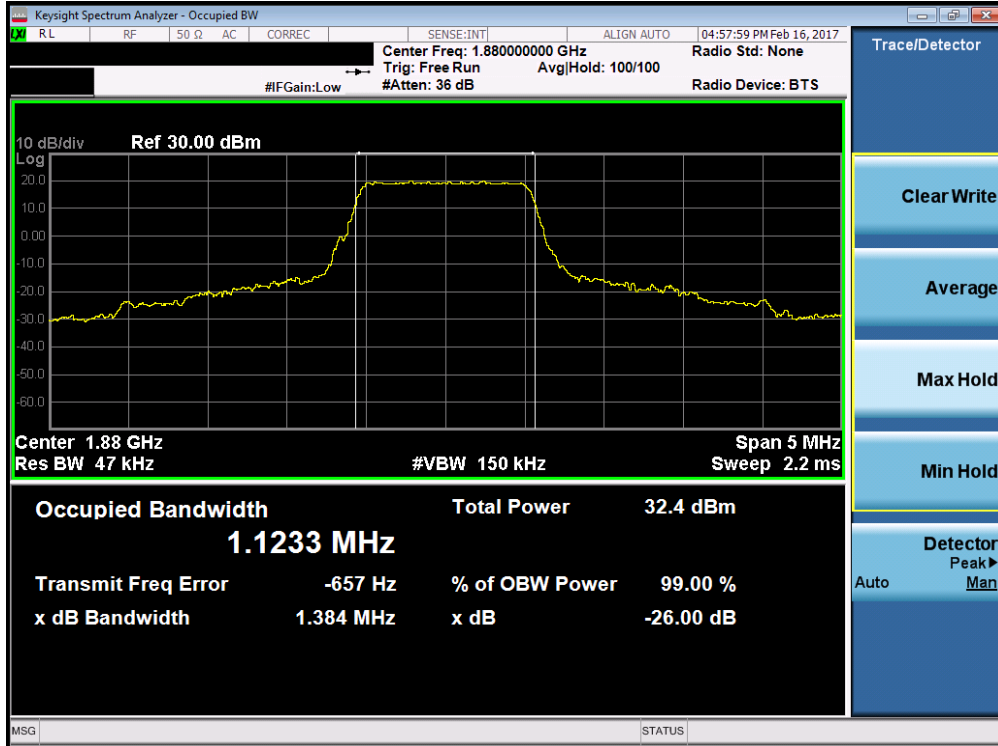


Plot 7-41. Occupied Bandwidth Plot (Band 4/66 – 20.0MHz 16-QAM – RB Size 100)

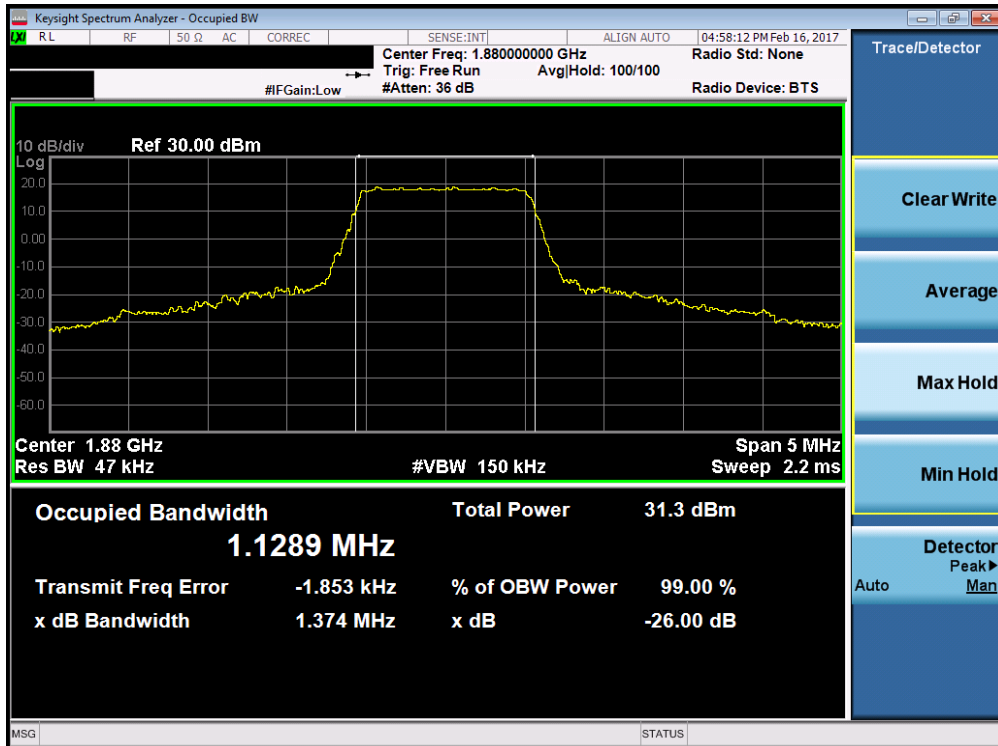


Plot 7-42. Occupied Bandwidth Plot (Band 4/66 – 20.0MHz 64-QAM – RB Size 100)

FCC ID: ZNFTP450	PCTEST ENGINEERING LABORATORY, INC.	FCC Pt. 22, 24, & 27 LTE MEASUREMENT REPORT (CERTIFICATION)	LG	Approved by: Quality Manager
Test Report S/N: 1M1703010081-03.ZNF	Test Dates: 2/6-3/21/2017	EUT Type: Portable Handset		Page 37 of 153

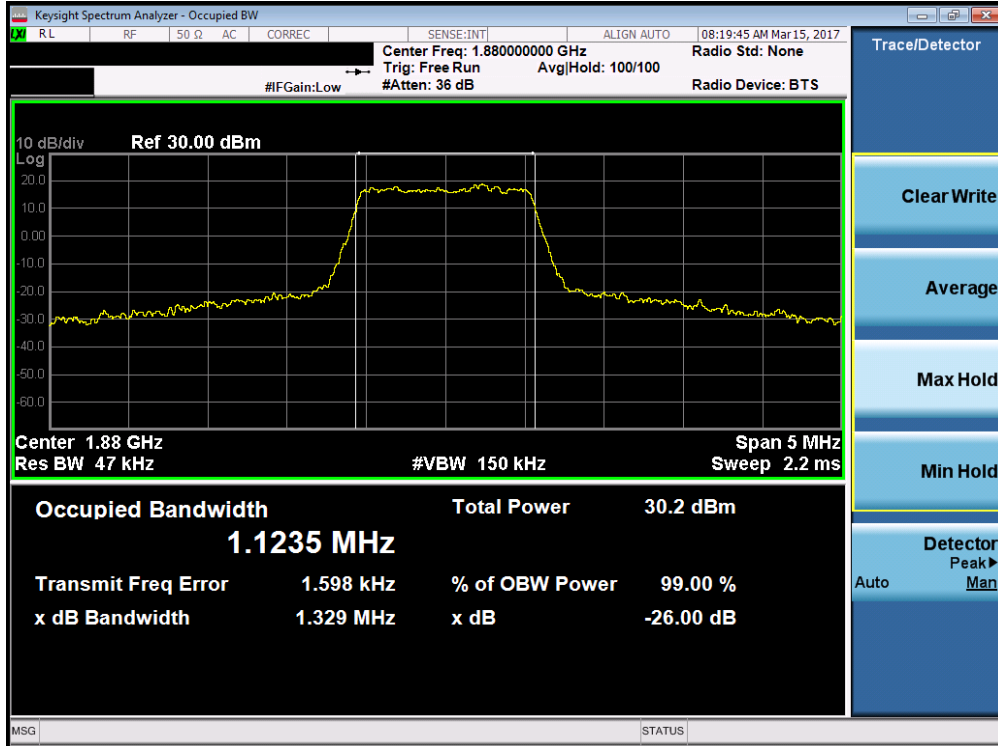


Plot 7-43. Occupied Bandwidth Plot (Band 2 – 1.4MHz QPSK – RB Size 6)

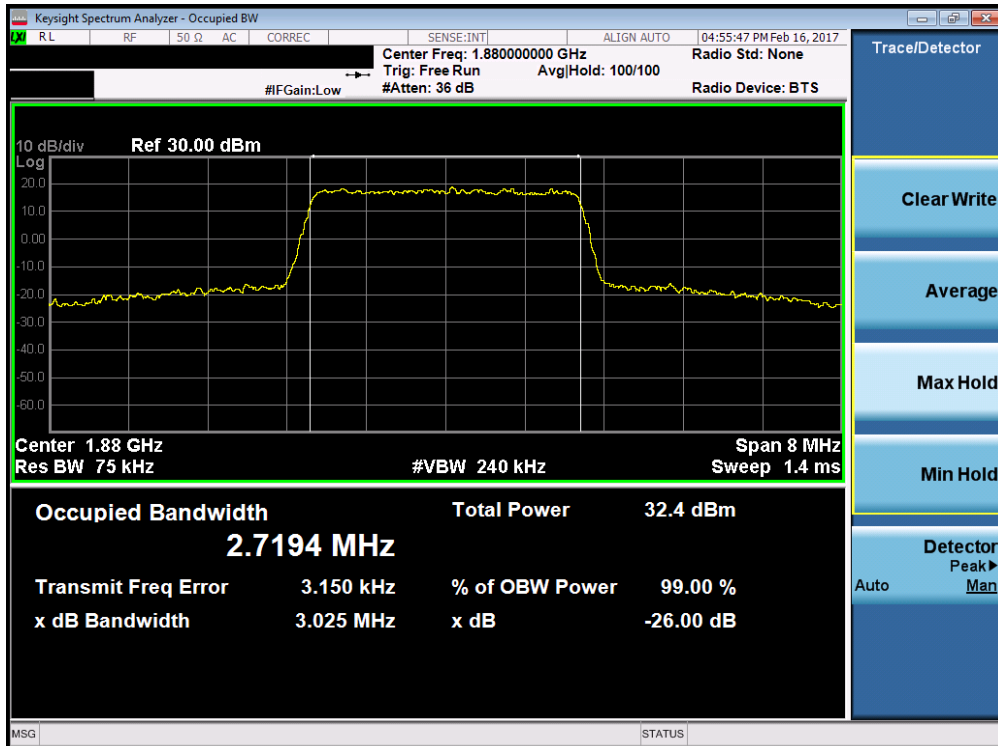


Plot 7-44. Occupied Bandwidth Plot (Band 2 – 1.4MHz 16-QAM – RB Size 6)

FCC ID: ZNFTP450		FCC Pt. 22, 24, & 27 LTE MEASUREMENT REPORT (CERTIFICATION)		Approved by: Quality Manager
Test Report S/N: 1M1703010081-03.ZNF	Test Dates: 2/6-3/21/2017	EUT Type: Portable Handset		Page 38 of 153

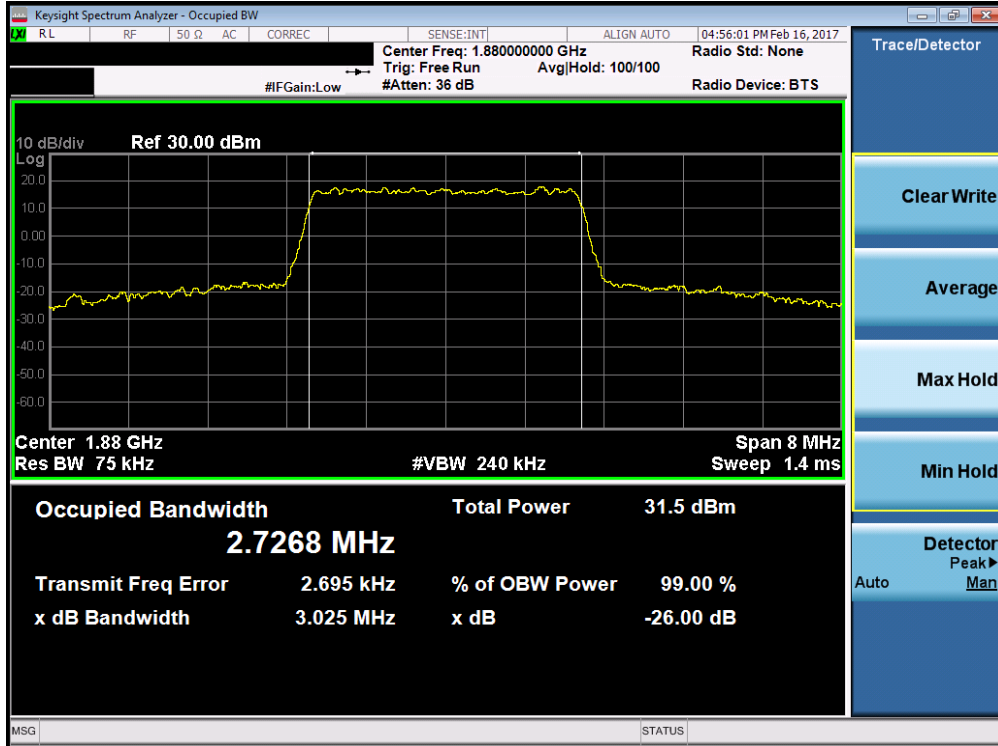


Plot 7-45. Occupied Bandwidth Plot (Band 2 – 1.4MHz 64-QAM – RB Size 6)

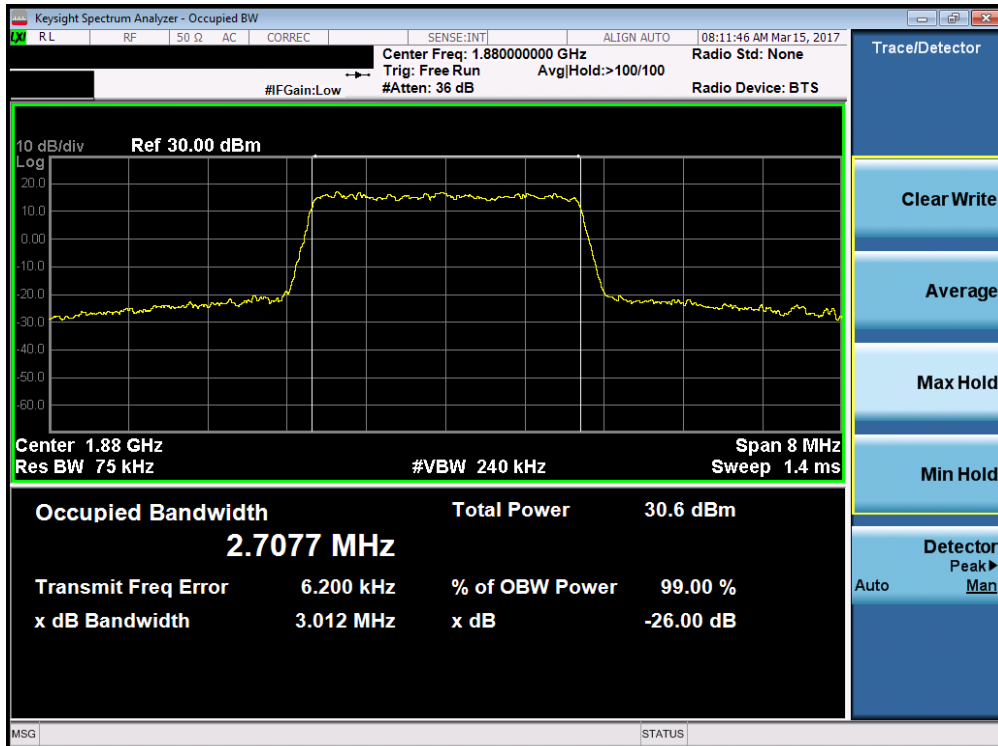


Plot 7-46. Occupied Bandwidth Plot (Band 2 – 3.0MHz QPSK – RB Size 15)

FCC ID: ZNFTP450	PCTEST ENGINEERING LABORATORY, INC.	FCC Pt. 22, 24, & 27 LTE MEASUREMENT REPORT (CERTIFICATION)	LG	Approved by: Quality Manager
Test Report S/N: 1M1703010081-03.ZNF	Test Dates: 2/6-3/21/2017	EUT Type: Portable Handset		Page 39 of 153



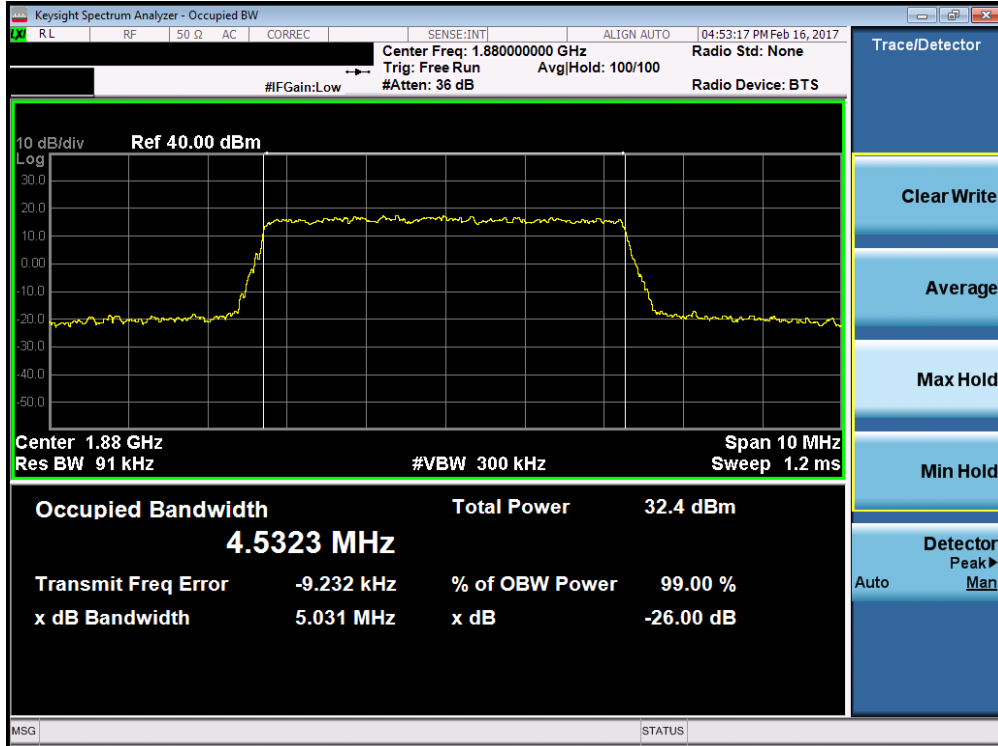
Plot 7-47. Occupied Bandwidth Plot (Band 2 – 3.0MHz 16-QAM – RB Size 15)



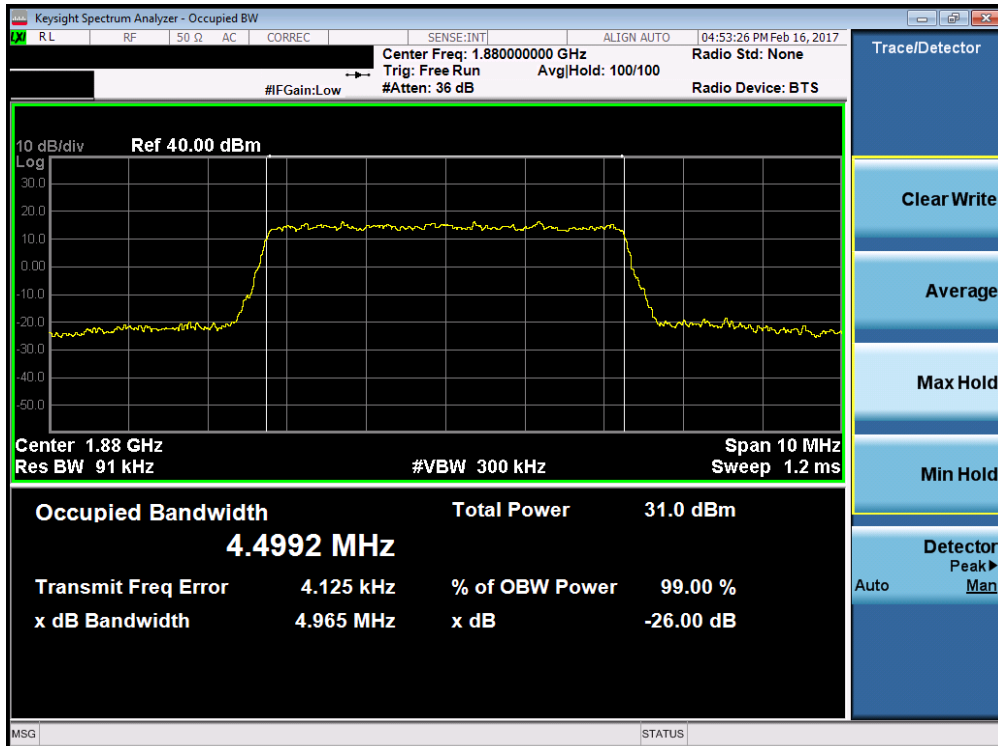
Plot 7-48. Occupied Bandwidth Plot (Band 2 – 3.0MHz 64-QAM – RB Size 15)

FCC ID: ZNFTP450		FCC Pt. 22, 24, & 27 LTE MEASUREMENT REPORT (CERTIFICATION)		Approved by: Quality Manager
Test Report S/N: 1M1703010081-03.ZNF	Test Dates: 2/6-3/21/2017	EUT Type: Portable Handset		Page 40 of 153



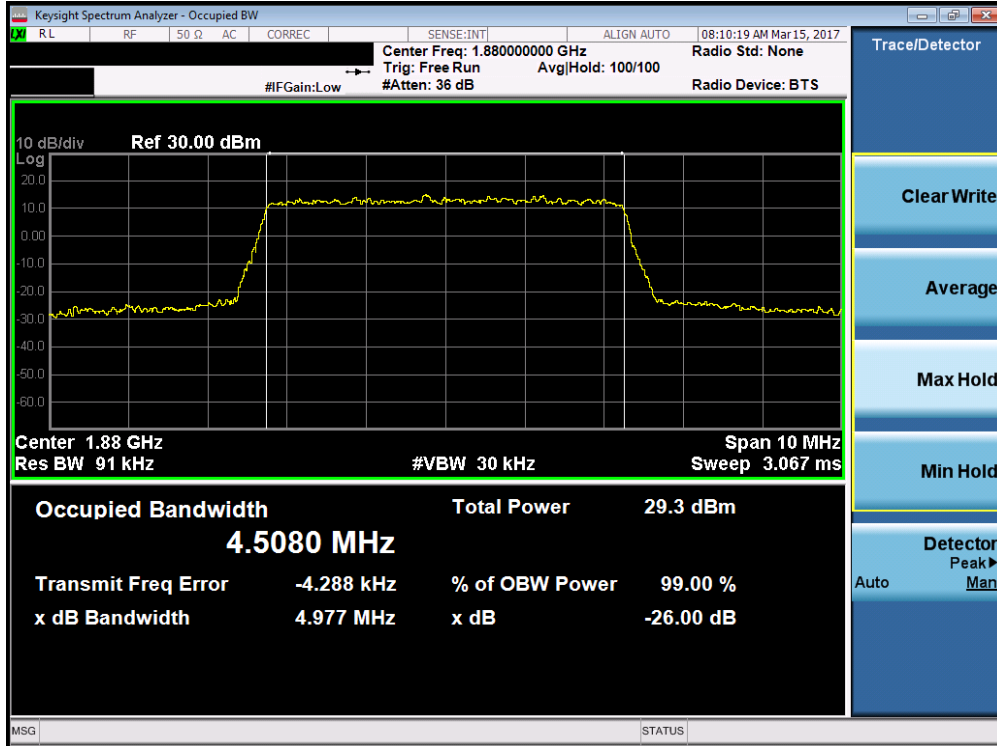


Plot 7-49. Occupied Bandwidth Plot (Band 2 – 5.0MHz QPSK – RB Size 25)

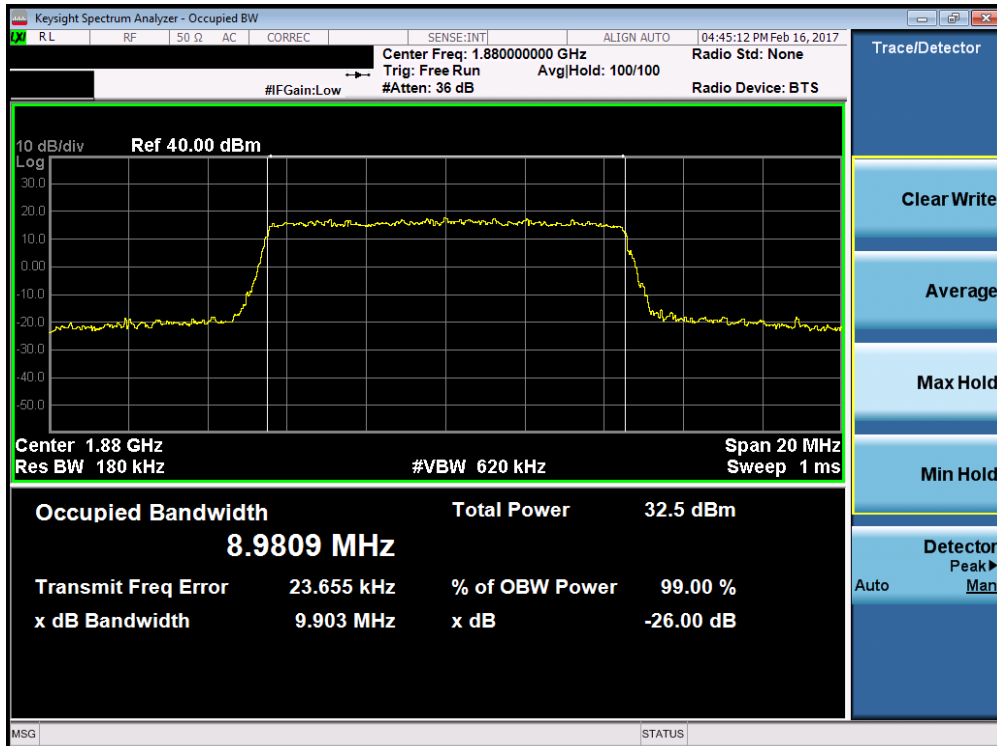


Plot 7-50. Occupied Bandwidth Plot (Band 2 – 5.0MHz 16-QAM – RB Size 25)

FCC ID: ZNFTP450		FCC Pt. 22, 24, & 27 LTE MEASUREMENT REPORT (CERTIFICATION)		Approved by: Quality Manager
Test Report S/N: 1M1703010081-03.ZNF	Test Dates: 2/6-3/21/2017	EUT Type: Portable Handset		Page 41 of 153

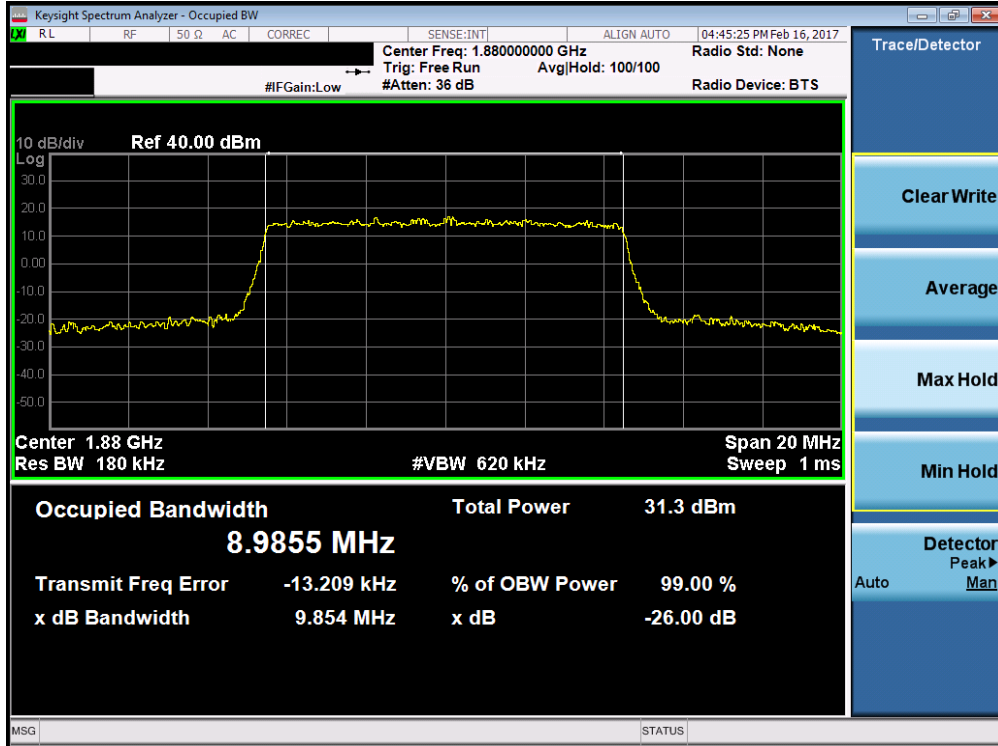


Plot 7-51. Occupied Bandwidth Plot (Band 2 – 5.0MHz 64-QAM – RB Size 25)

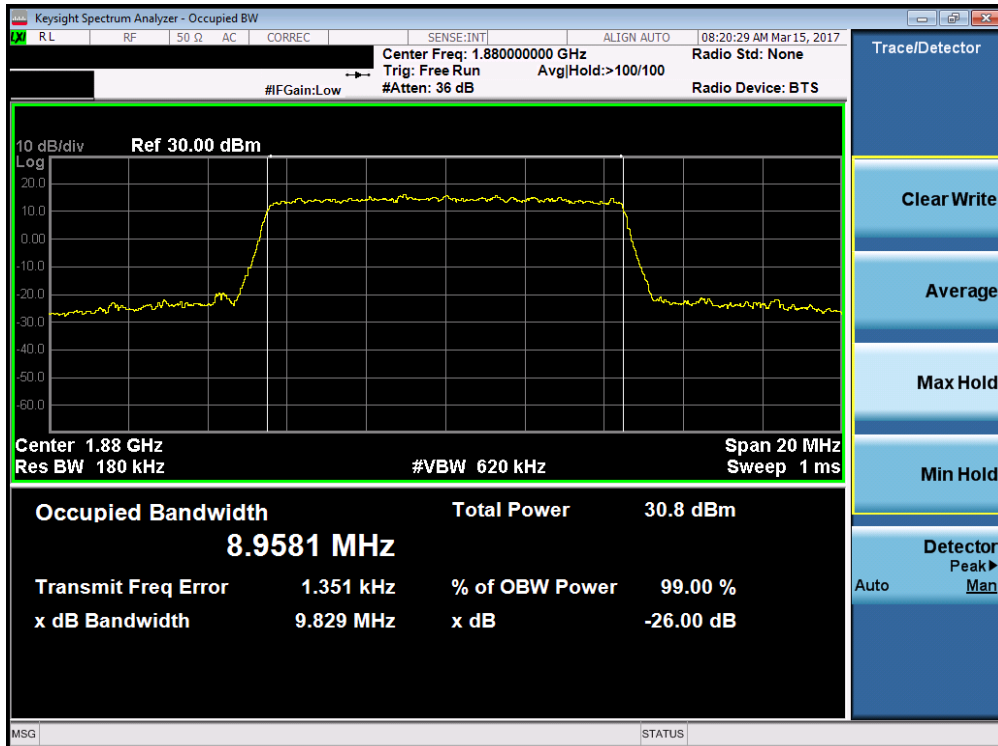


Plot 7-52. Occupied Bandwidth Plot (Band 2 – 10.0MHz QPSK – RB Size 50)

FCC ID: ZNFTP450	PCTEST ENGINEERING LABORATORY, INC.	FCC Pt. 22, 24, & 27 LTE MEASUREMENT REPORT (CERTIFICATION)	LG	Approved by: Quality Manager
Test Report S/N: 1M1703010081-03.ZNF	Test Dates: 2/6-3/21/2017	EUT Type: Portable Handset		Page 42 of 153

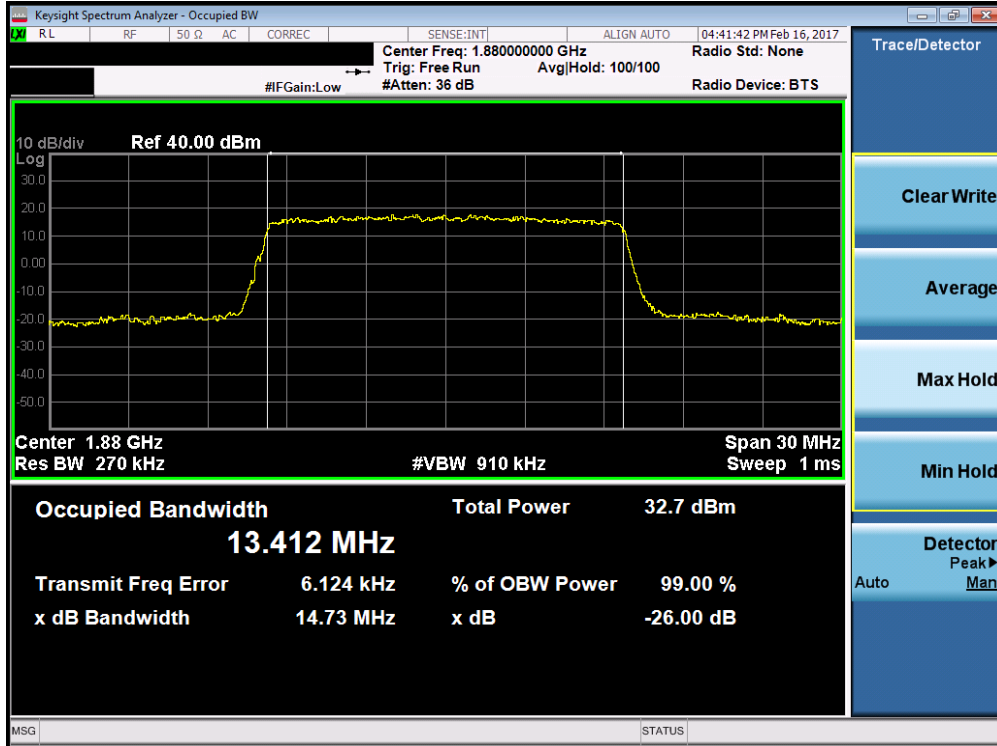


Plot 7-53. Occupied Bandwidth Plot (Band 2 – 10.0MHz 16-QAM – RB Size 50)

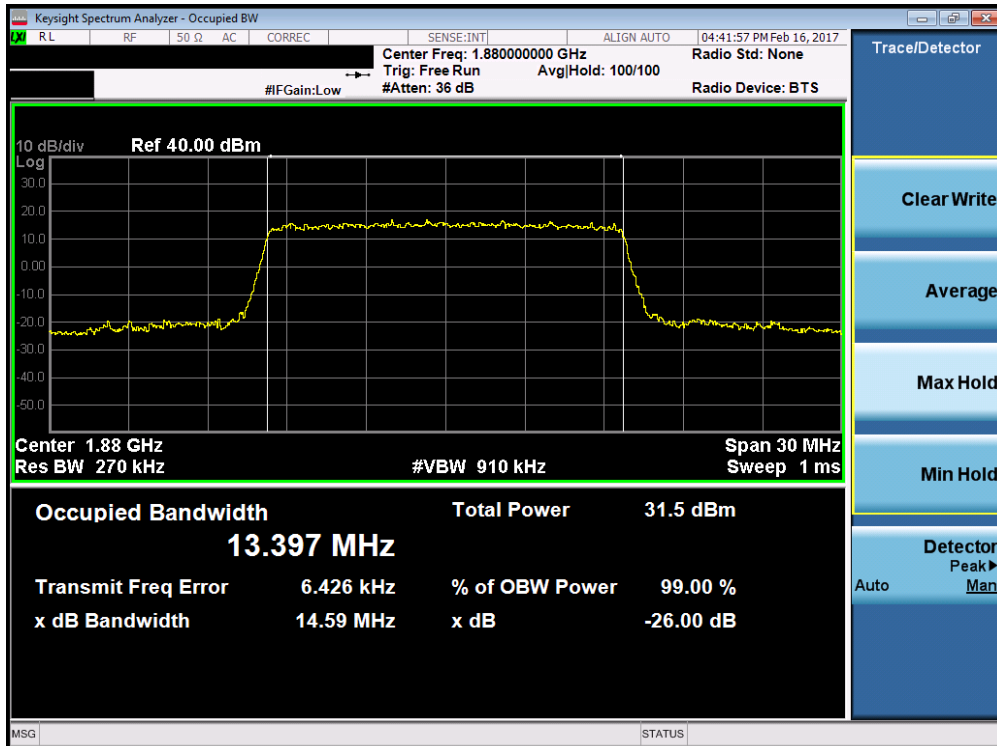


Plot 7-54. Occupied Bandwidth Plot (Band 2 – 10.0MHz 64-QAM – RB Size 50)

FCC ID: ZNFTP450	PCTEST ENGINEERING LABORATORY, INC.	FCC Pt. 22, 24, & 27 LTE MEASUREMENT REPORT (CERTIFICATION)	LG	Approved by: Quality Manager
Test Report S/N: 1M1703010081-03.ZNF	Test Dates: 2/6-3/21/2017	EUT Type: Portable Handset		Page 43 of 153

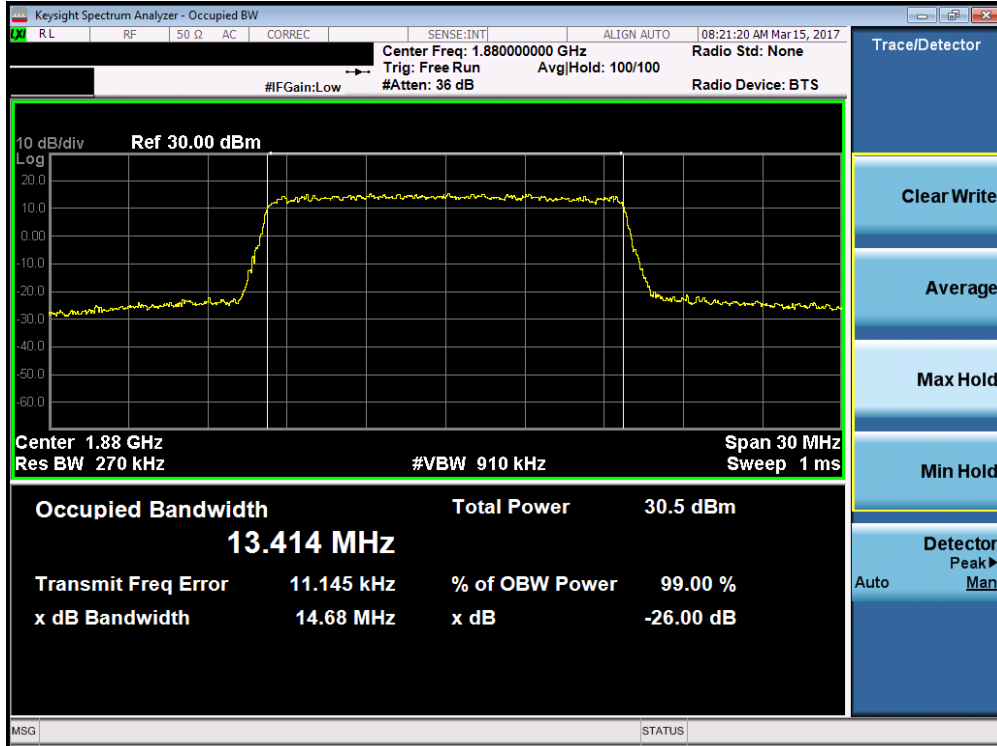


Plot 7-55. Occupied Bandwidth Plot (Band 2 – 15.0MHz QPSK – RB Size 75)

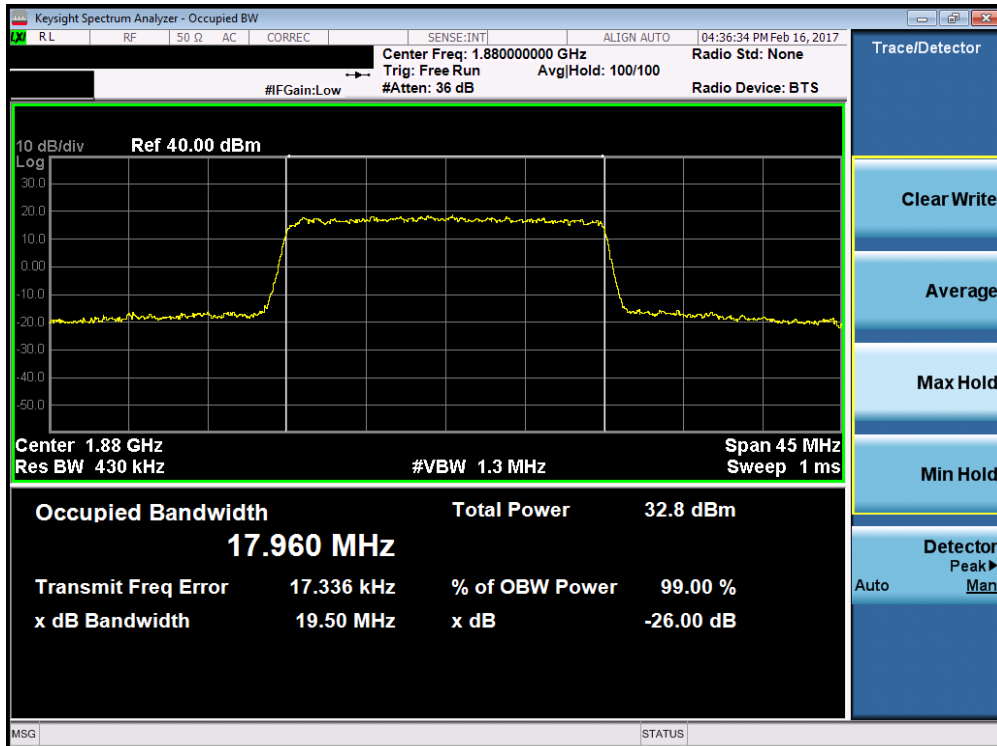


Plot 7-56. Occupied Bandwidth Plot (Band 2 – 15.0MHz 16-QAM – RB Size 75)

FCC ID: ZNFTP450	PCTEST ENGINEERING LABORATORY, INC.	FCC Pt. 22, 24, & 27 LTE MEASUREMENT REPORT (CERTIFICATION)	LG	Approved by: Quality Manager
Test Report S/N: 1M1703010081-03.ZNF	Test Dates: 2/6-3/21/2017	EUT Type: Portable Handset		Page 44 of 153

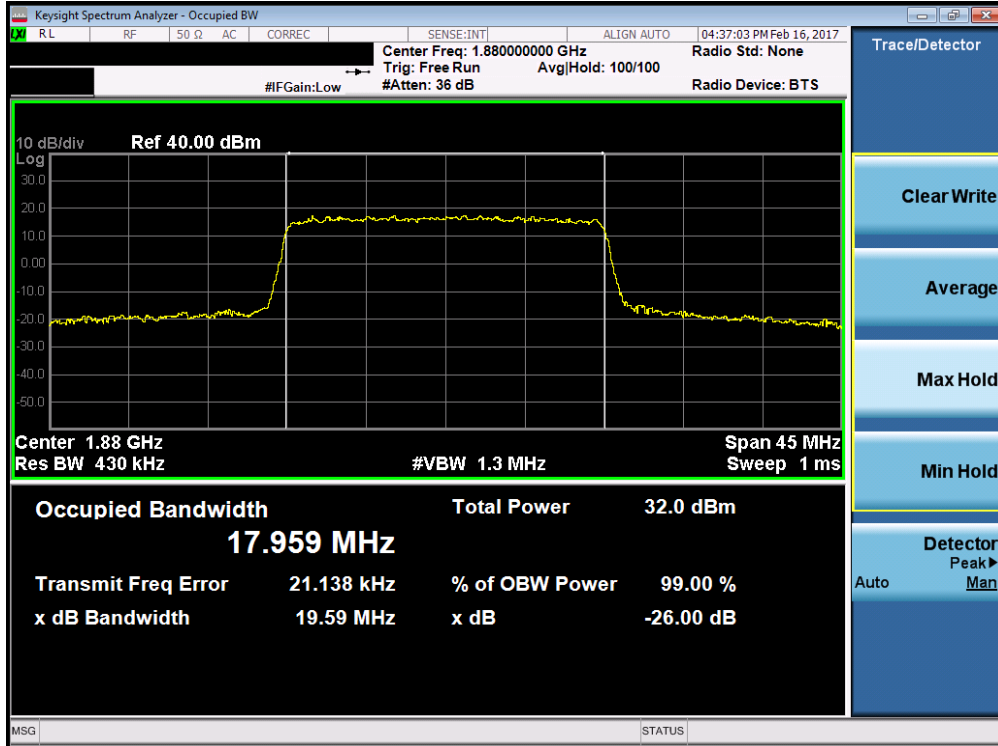


Plot 7-57. Occupied Bandwidth Plot (Band 2 – 15.0MHz 64-QAM – RB Size 75)

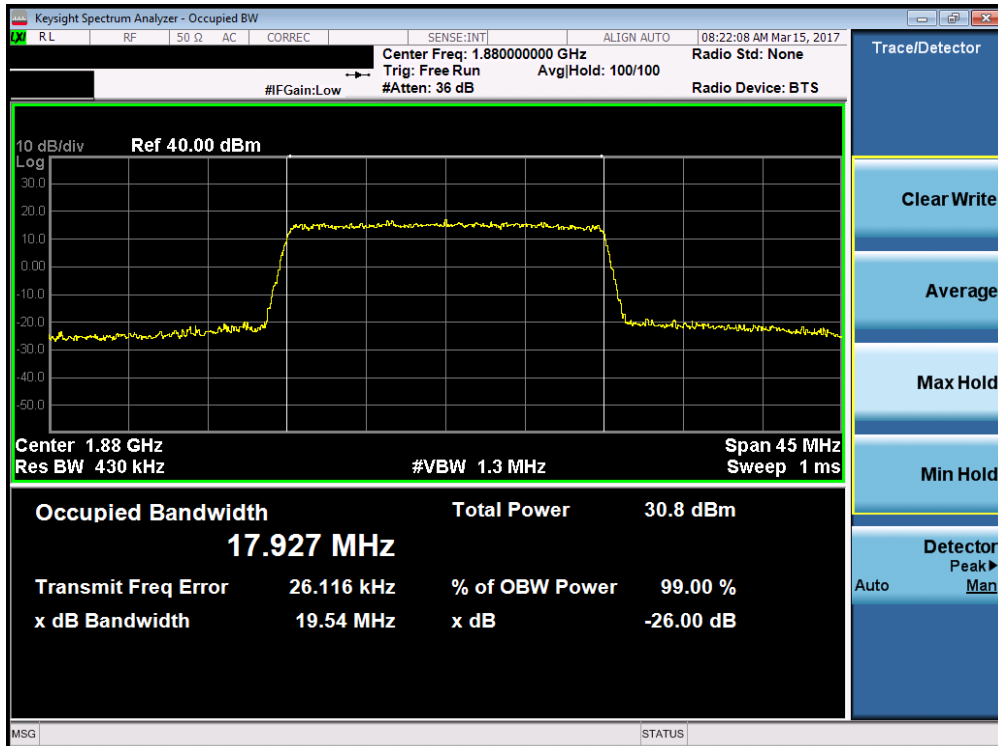


Plot 7-58. Occupied Bandwidth Plot (Band 2 – 20.0MHz QPSK – RB Size 100)

FCC ID: ZNFTP450	PCTEST ENGINEERING LABORATORY, INC.	FCC Pt. 22, 24, & 27 LTE MEASUREMENT REPORT (CERTIFICATION)	LG	Approved by: Quality Manager
Test Report S/N: 1M1703010081-03.ZNF	Test Dates: 2/6-3/21/2017	EUT Type: Portable Handset		Page 45 of 153

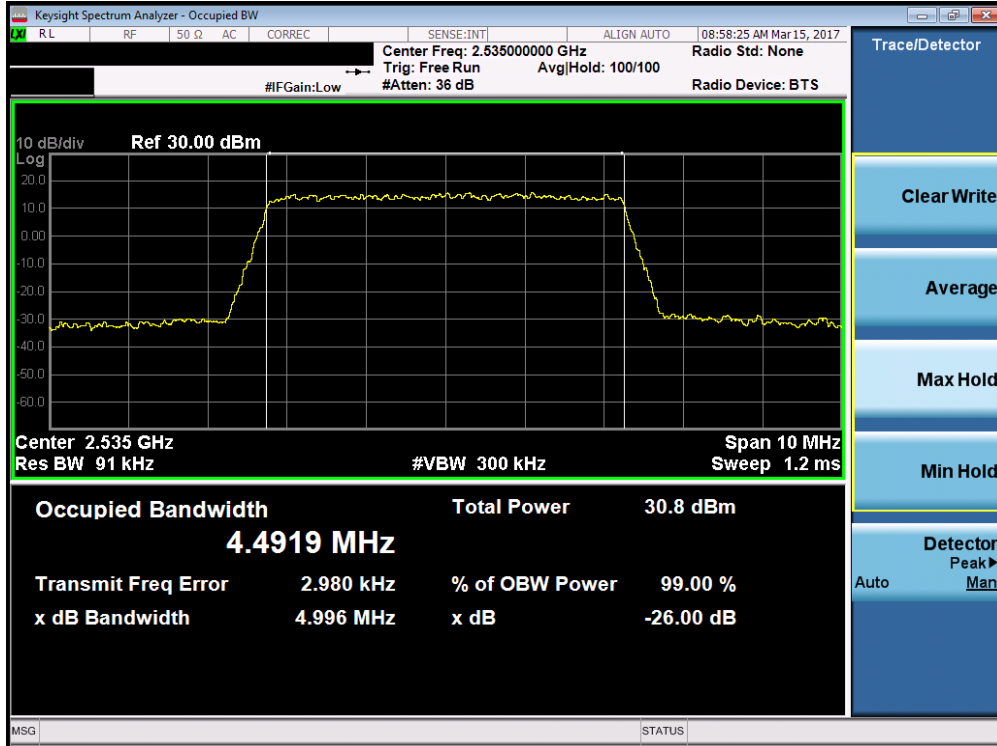


Plot 7-59. Occupied Bandwidth Plot (Band 2 – 20.0MHz 16-QAM – RB Size 100)

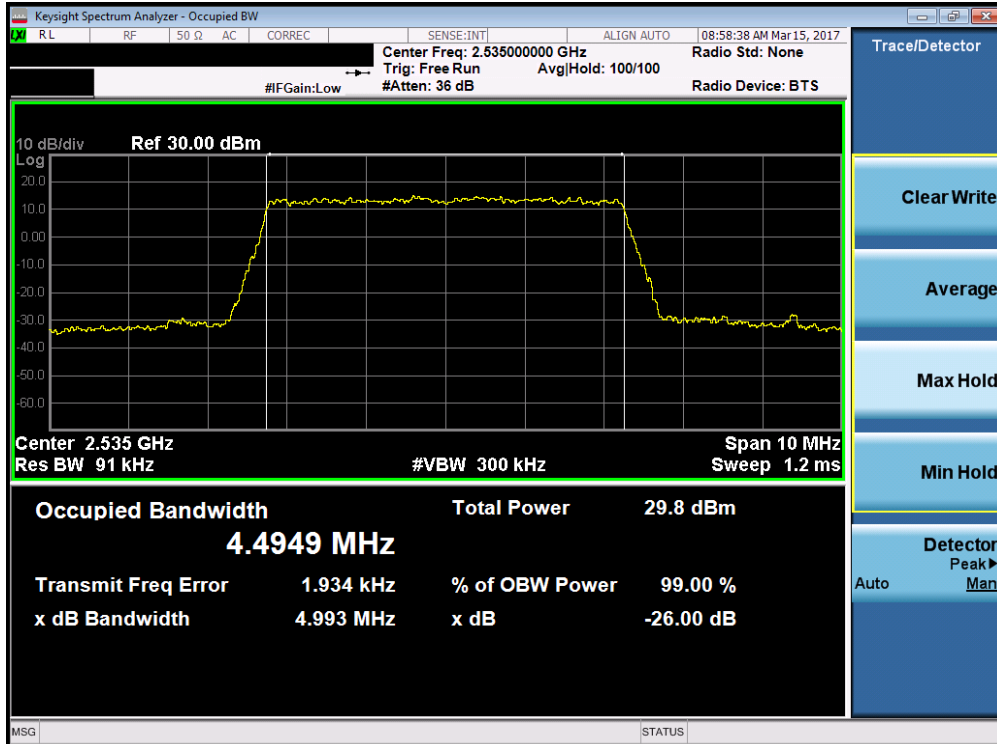


Plot 7-60. Occupied Bandwidth Plot (Band 2 – 20.0MHz 64-QAM – RB Size 100)

FCC ID: ZNFTP450		FCC Pt. 22, 24, & 27 LTE MEASUREMENT REPORT (CERTIFICATION)		Approved by: Quality Manager
Test Report S/N: 1M1703010081-03.ZNF	Test Dates: 2/6-3/21/2017	EUT Type: Portable Handset		Page 46 of 153

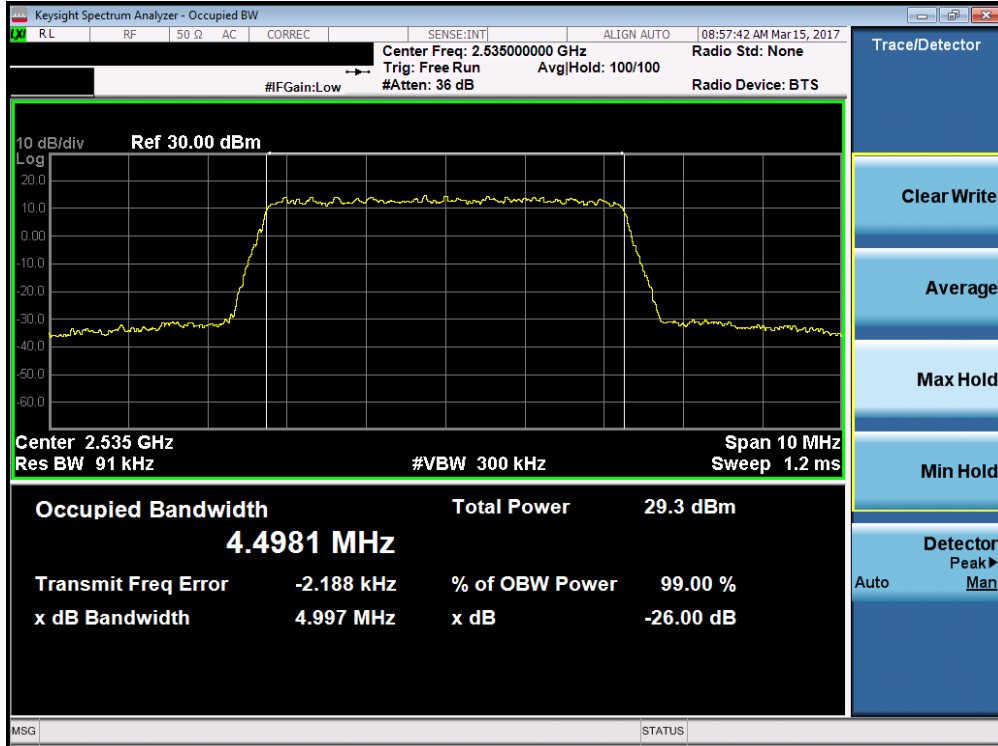


Plot 7-61. Occupied Bandwidth Plot (Band 7 – 5.0MHz QPSK – RB Size 25)

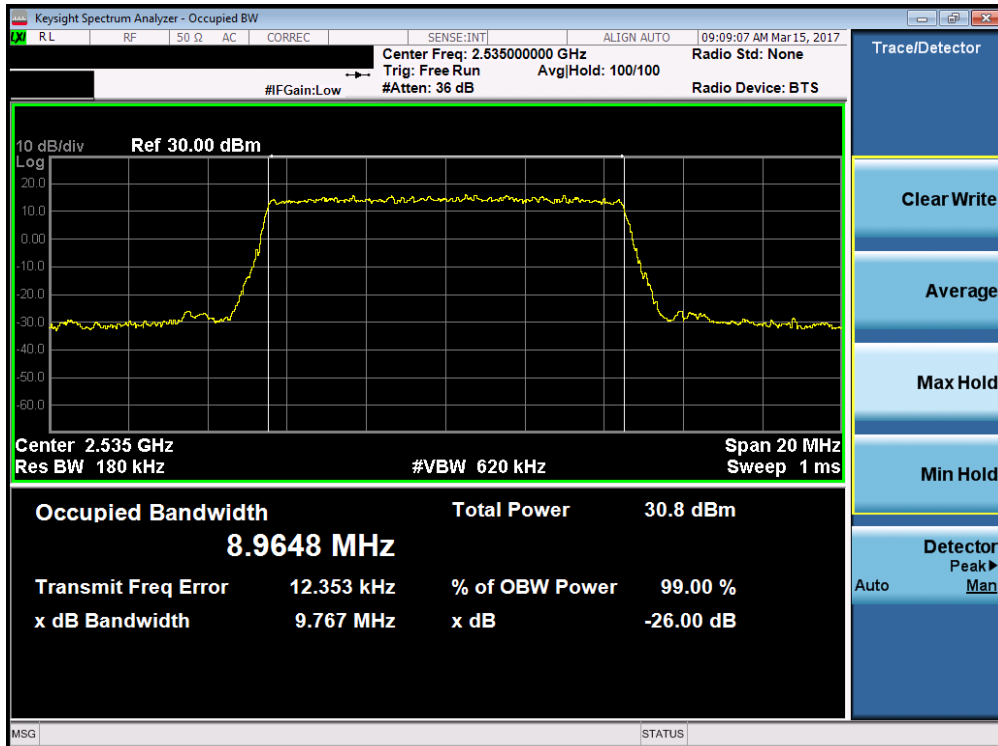


Plot 7-62. Occupied Bandwidth Plot (Band 7 – 5.0MHz 16-QAM – RB Size 25)

FCC ID: ZNFTP450	PCTEST ENGINEERING LABORATORY, INC.	FCC Pt. 22, 24, & 27 LTE MEASUREMENT REPORT (CERTIFICATION)	LG	Approved by: Quality Manager
Test Report S/N: 1M1703010081-03.ZNF	Test Dates: 2/6-3/21/2017	EUT Type: Portable Handset		Page 47 of 153



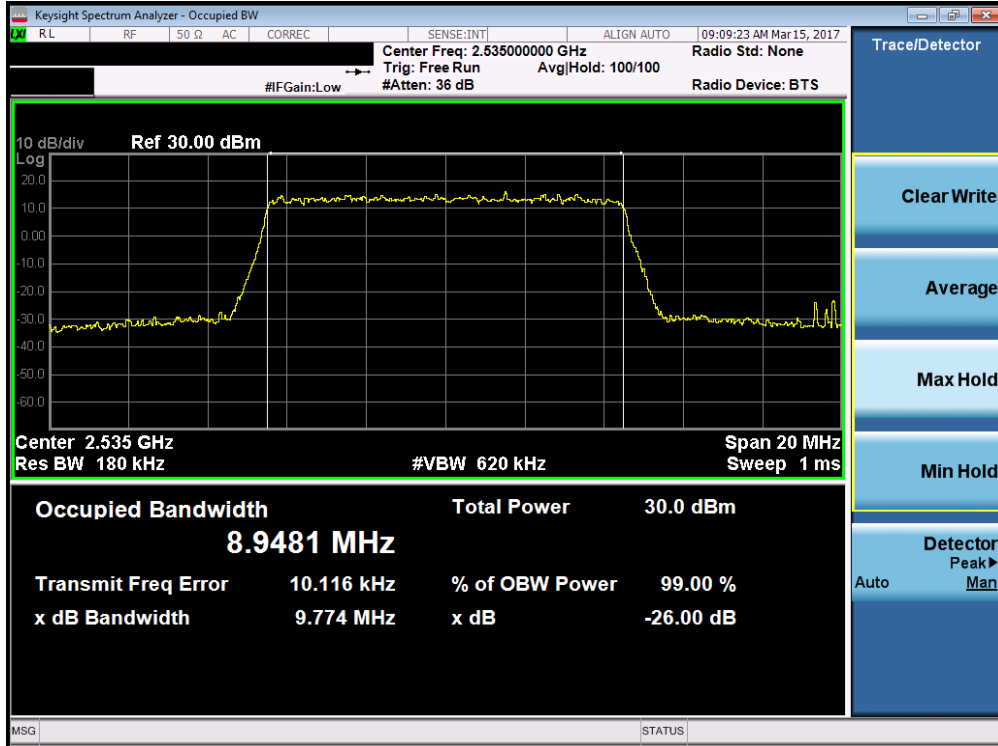
Plot 7-63. Occupied Bandwidth Plot (Band 7 – 5.0MHz 64-QAM – RB Size 25)



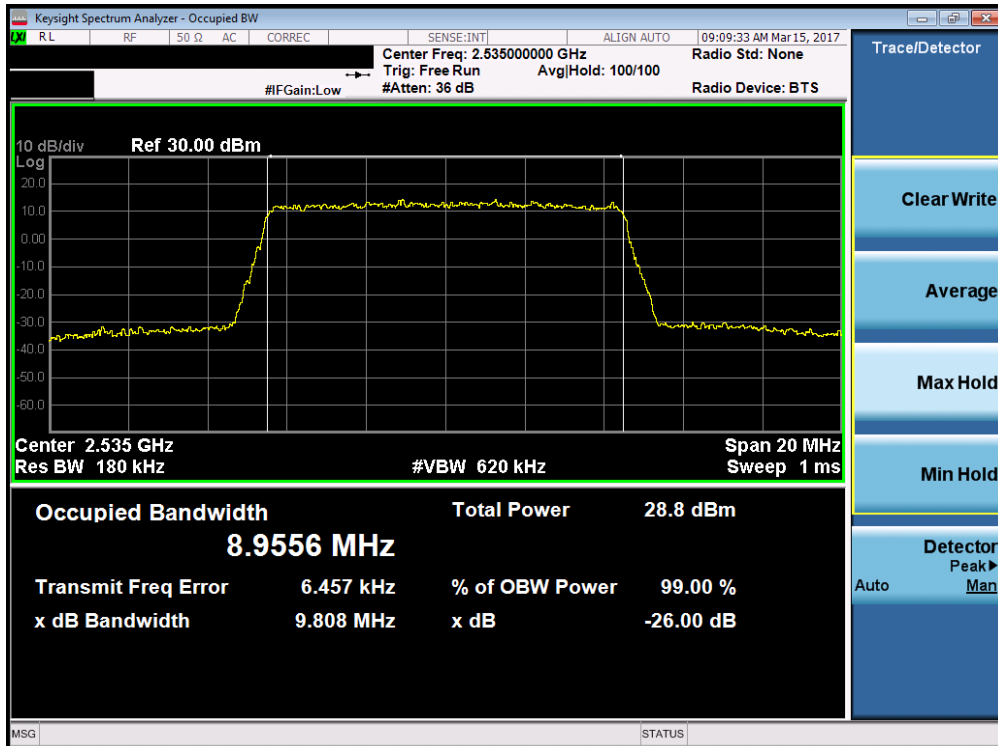
Plot 7-64. Occupied Bandwidth Plot (Band 7 – 10.0MHz QPSK – RB Size 50)

FCC ID: ZNFTP450	PCTEST ENGINEERING LABORATORY, INC.	FCC Pt. 22, 24, & 27 LTE MEASUREMENT REPORT (CERTIFICATION)	LG	Approved by: Quality Manager
Test Report S/N: 1M1703010081-03.ZNF	Test Dates: 2/6-3/21/2017	EUT Type: Portable Handset		Page 48 of 153



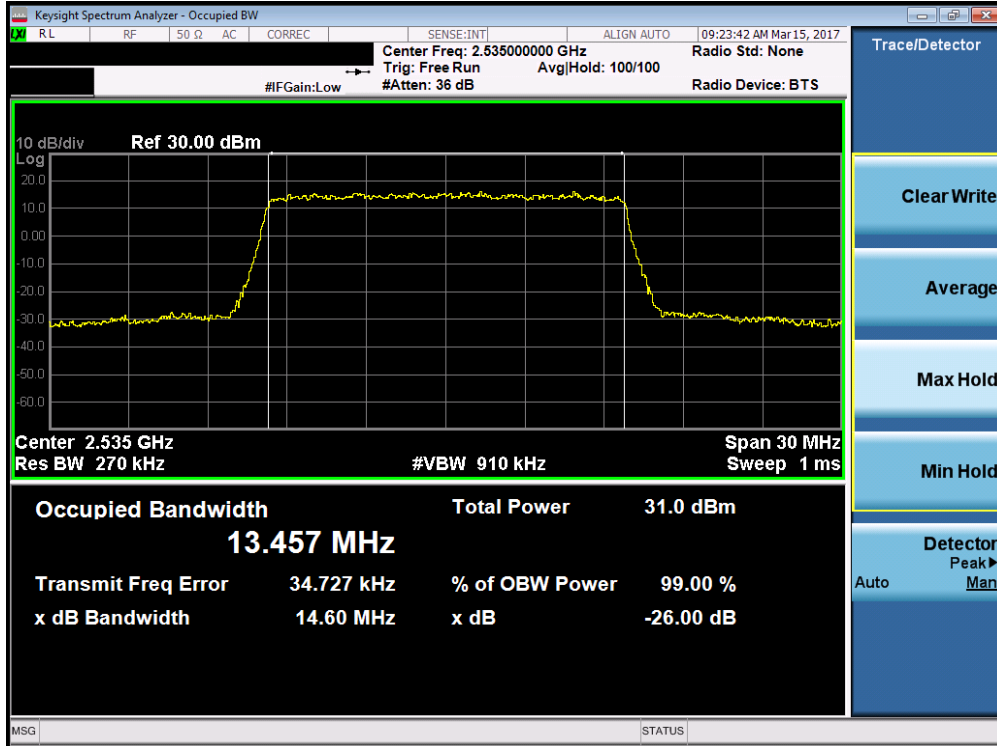


Plot 7-65. Occupied Bandwidth Plot (Band 7 – 10.0MHz 16-QAM – RB Size 50)

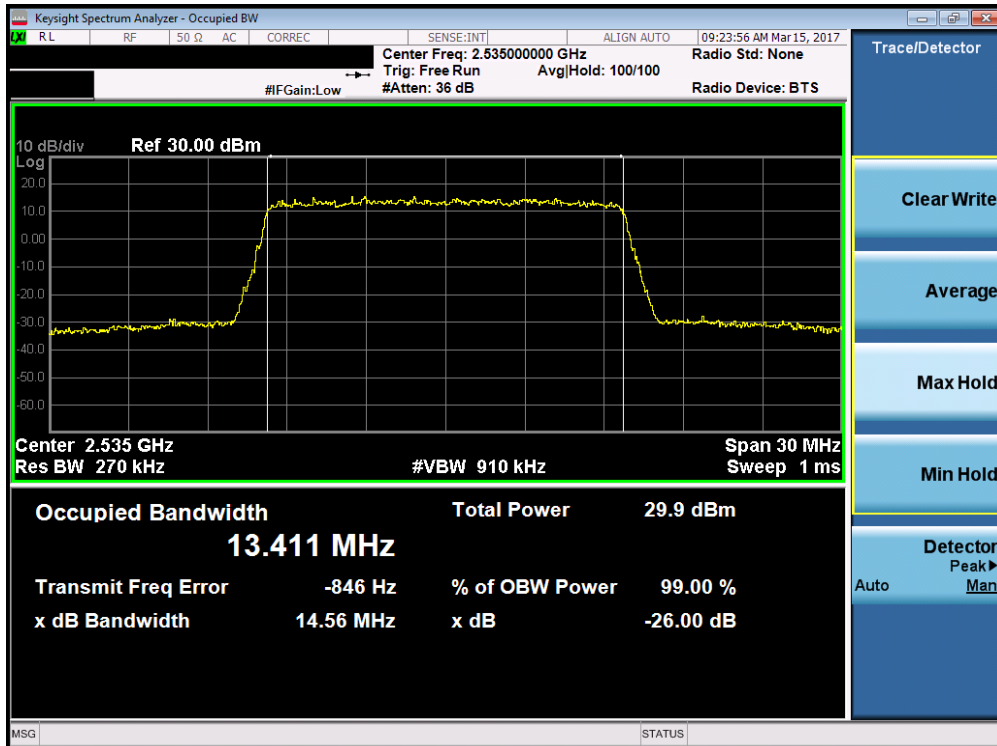


Plot 7-66. Occupied Bandwidth Plot (Band 7 – 10.0MHz 64-QAM – RB Size 50)

FCC ID: ZNFTP450	PCTEST ENGINEERING LABORATORY, INC.	FCC Pt. 22, 24, & 27 LTE MEASUREMENT REPORT (CERTIFICATION)	LG	Approved by: Quality Manager
Test Report S/N: 1M1703010081-03.ZNF	Test Dates: 2/6-3/21/2017	EUT Type: Portable Handset		Page 49 of 153

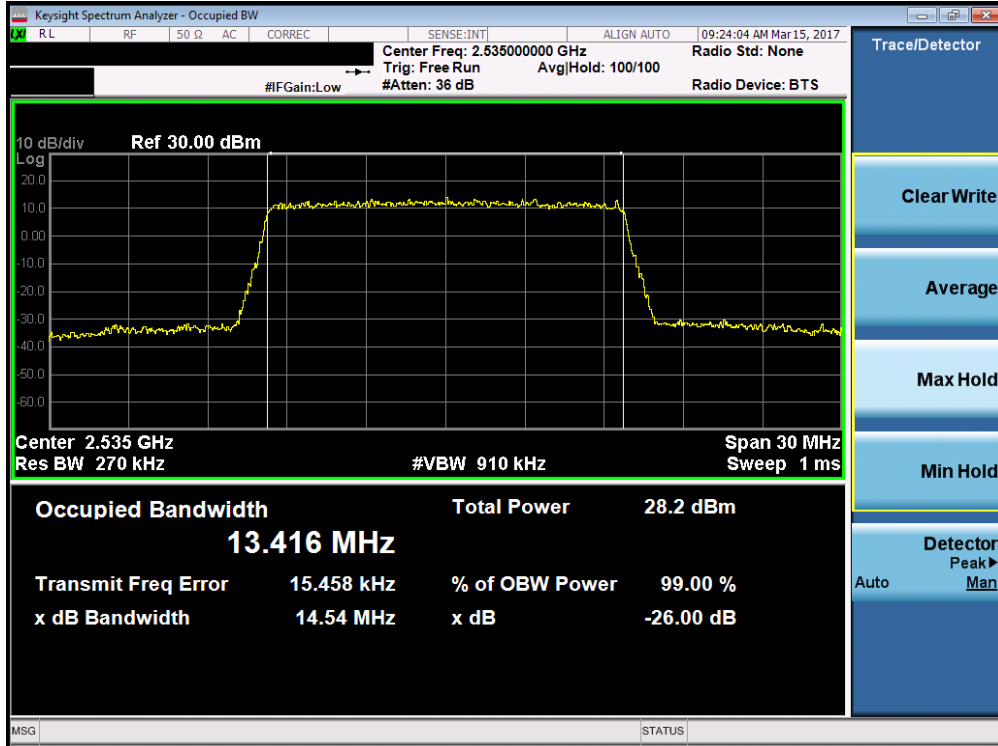


Plot 7-67. Occupied Bandwidth Plot (Band 7 – 15.0MHz QPSK – RB Size 75)

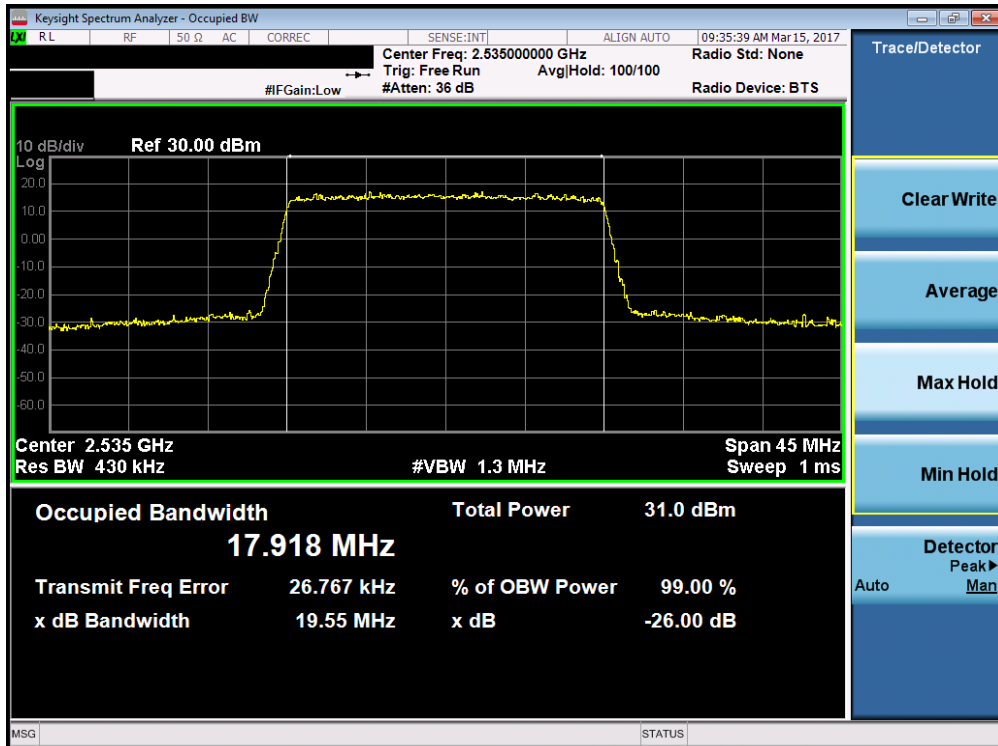


Plot 7-68. Occupied Bandwidth Plot (Band 7 – 15.0MHz 16-QAM – RB Size 75)

FCC ID: ZNFTP450	PCTEST ENGINEERING LABORATORY, INC.	FCC Pt. 22, 24, & 27 LTE MEASUREMENT REPORT (CERTIFICATION)	LG	Approved by: Quality Manager
Test Report S/N: 1M1703010081-03.ZNF	Test Dates: 2/6-3/21/2017	EUT Type: Portable Handset		Page 50 of 153

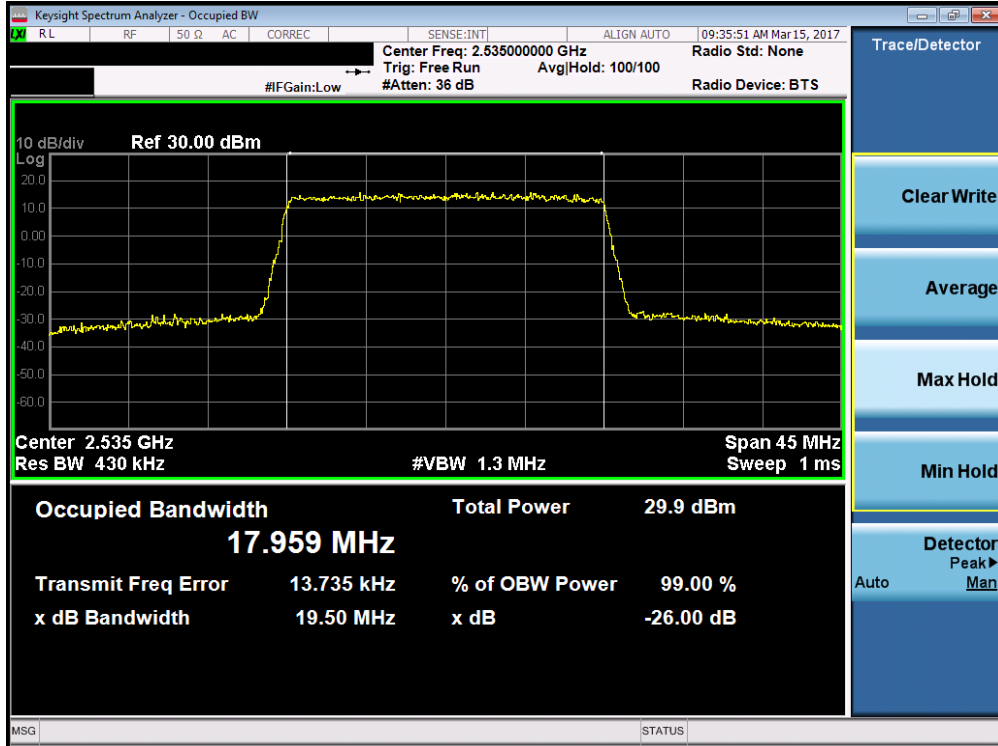


Plot 7-69. Occupied Bandwidth Plot (Band 7 – 15.0MHz 64-QAM – RB Size 75)

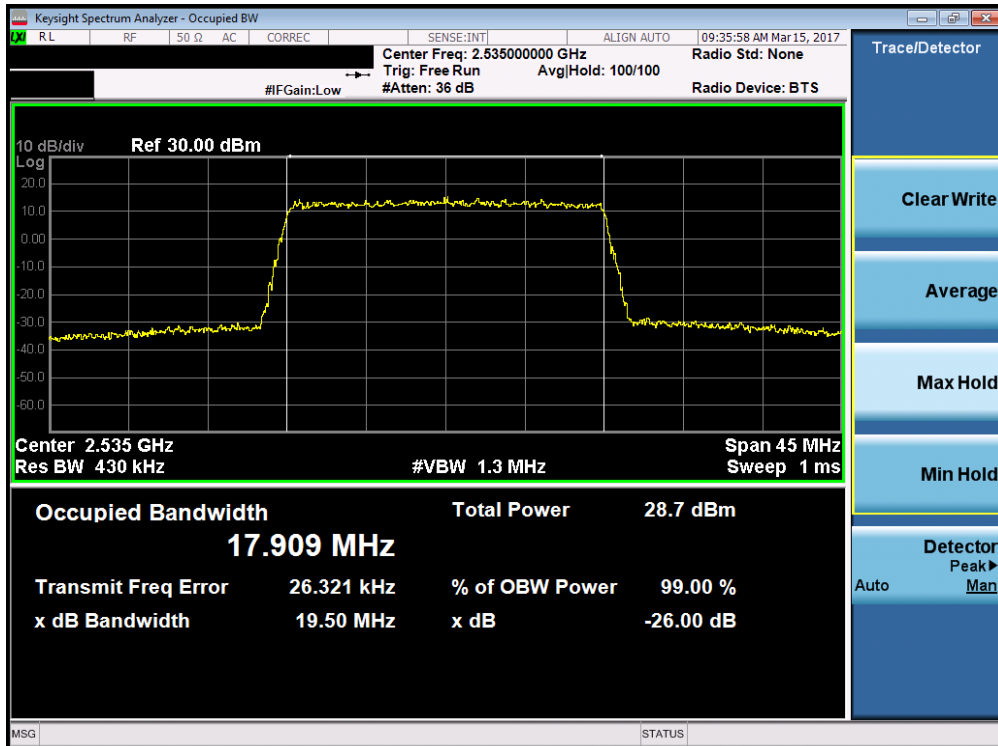


Plot 7-70. Occupied Bandwidth Plot (Band 7 – 20.0MHz QPSK – RB Size 100)

FCC ID: ZNFTP450	PCTEST ENGINEERING LABORATORY, INC.	FCC Pt. 22, 24, & 27 LTE MEASUREMENT REPORT (CERTIFICATION)	LG	Approved by: Quality Manager
Test Report S/N: 1M1703010081-03.ZNF	Test Dates: 2/6-3/21/2017	EUT Type: Portable Handset		Page 51 of 153



Plot 7-71. Occupied Bandwidth Plot (Band 7 – 20.0MHz 16-QAM – RB Size 100)



Plot 7-72. Occupied Bandwidth Plot (Band 7 – 20.0MHz 64-QAM – RB Size 100)

FCC ID: ZNFTP450	PCTEST ENGINEERING LABORATORY, INC.	FCC Pt. 22, 24, & 27 LTE MEASUREMENT REPORT (CERTIFICATION)	LG	Approved by: Quality Manager
Test Report S/N: 1M1703010081-03.ZNF	Test Dates: 2/6-3/21/2017	EUT Type: Portable Handset		Page 52 of 153

### 7.3 Spurious and Harmonic Emissions at Antenna Terminal

§2.1051 §22.917(a) §24.238(a) §27.53(g) §27.53(h) §27.53(m)

#### Test Overview

The level of the carrier and the various conducted spurious and harmonic frequencies is measured by means of a calibrated spectrum analyzer. The spectrum is scanned from the lowest frequency generated in the equipment up to a frequency including its 10<sup>th</sup> harmonic. All out of band emissions are measured with a spectrum analyzer connected to the antenna terminal of the EUT while the EUT is operating at its maximum duty cycle, at maximum power, and at the appropriate frequencies. All data rates were investigated to determine the worst case configuration. All modes of operation were investigated and the worst case configuration results are reported in this section.

*For Band 7, the minimum permissible attenuation level of any spurious emission is 55 + log<sub>10</sub>(P<sub>[Watts]</sub>).*

*The minimum permissible attenuation level of any spurious emission is 43 + log<sub>10</sub>(P<sub>[Watts]</sub>), where P is the transmitter power in Watts.*

#### Test Procedure Used

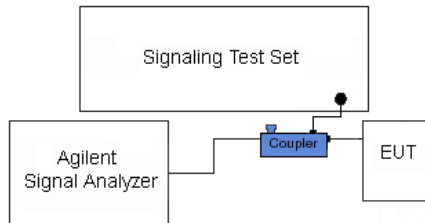
KDB 971168 D01 v02r02 – Section 6.0

#### Test Settings

1. Start frequency was set to 30MHz and stop frequency was set to at least 10 \* the fundamental frequency (separated into at least two plots per channel)
2. Detector = RMS
3. Trace mode = trace average for continuous emissions, max hold for pulse emissions
4. Sweep time = auto couple
5. The trace was allowed to stabilize
6. Please see test notes below for RBW and VBW settings

#### Test Setup



The EUT and measurement equipment were set up as shown in the diagram below.

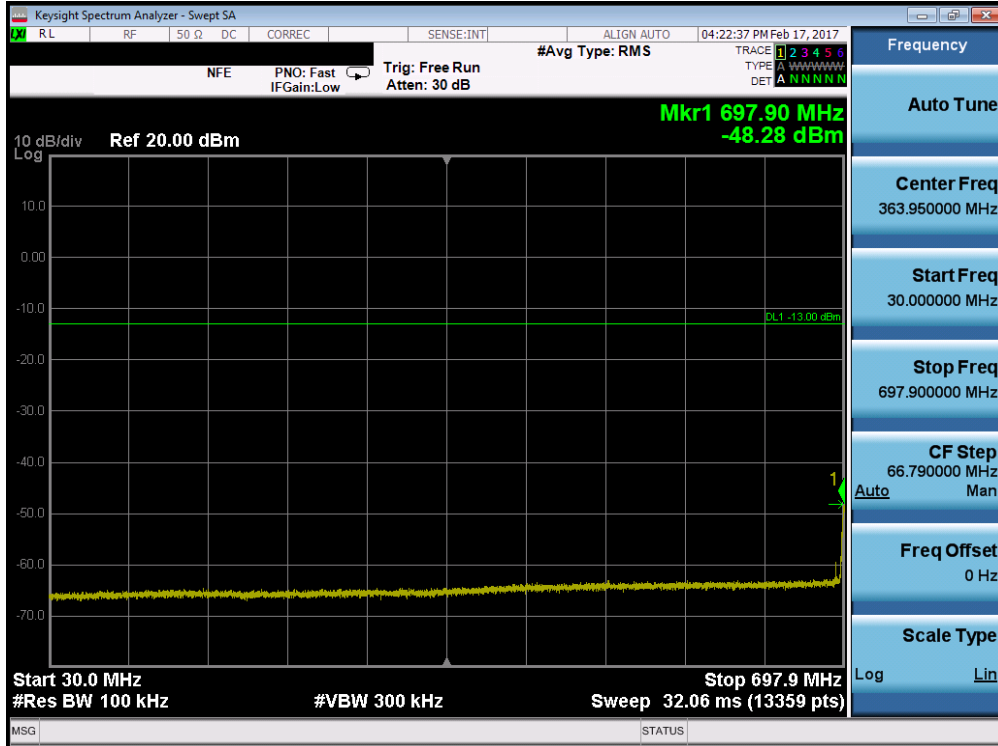


**Figure 7-2. Test Instrument & Measurement Setup**

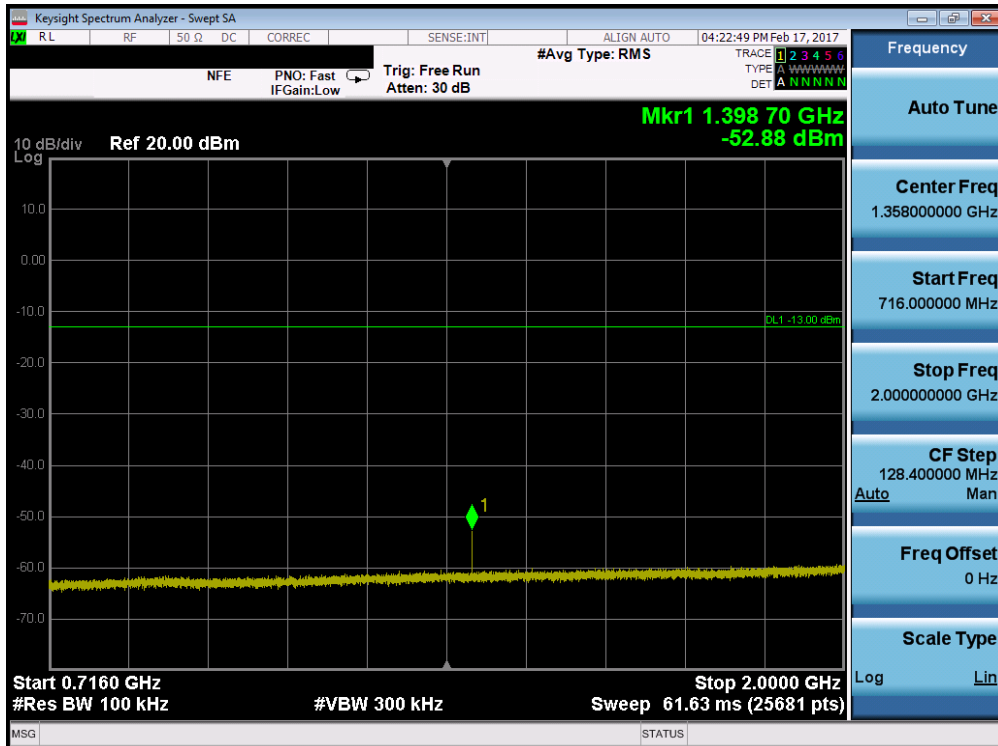
#### Test Notes

Compliance with the applicable limits is based on the use of measurement instrumentation employing a resolution bandwidth of 100 kHz or greater for frequencies less than 1 GHz and 1 MHz or greater for frequencies greater than 1 GHz. However, in the 1 MHz bands immediately outside and adjacent to the frequency block a resolution bandwidth of at least one percent of the emission bandwidth of the fundamental emission of the transmitter may be employed. The emission bandwidth is defined as the width of the signal between two points, one below the carrier center frequency and one above the carrier center frequency, outside of which all emission are attenuated at least 26 dB below the transmitter power.

FCC ID: ZNFTP450	 PCTEST ENGINEERING LABORATORY, INC.	FCC Pt. 22, 24, & 27 LTE MEASUREMENT REPORT (CERTIFICATION)	 LG	Approved by: Quality Manager
Test Report S/N: 1M1703010081-03.ZNF	Test Dates: 2/6-3/21/2017	EUT Type: Portable Handset	Page 53 of 153	

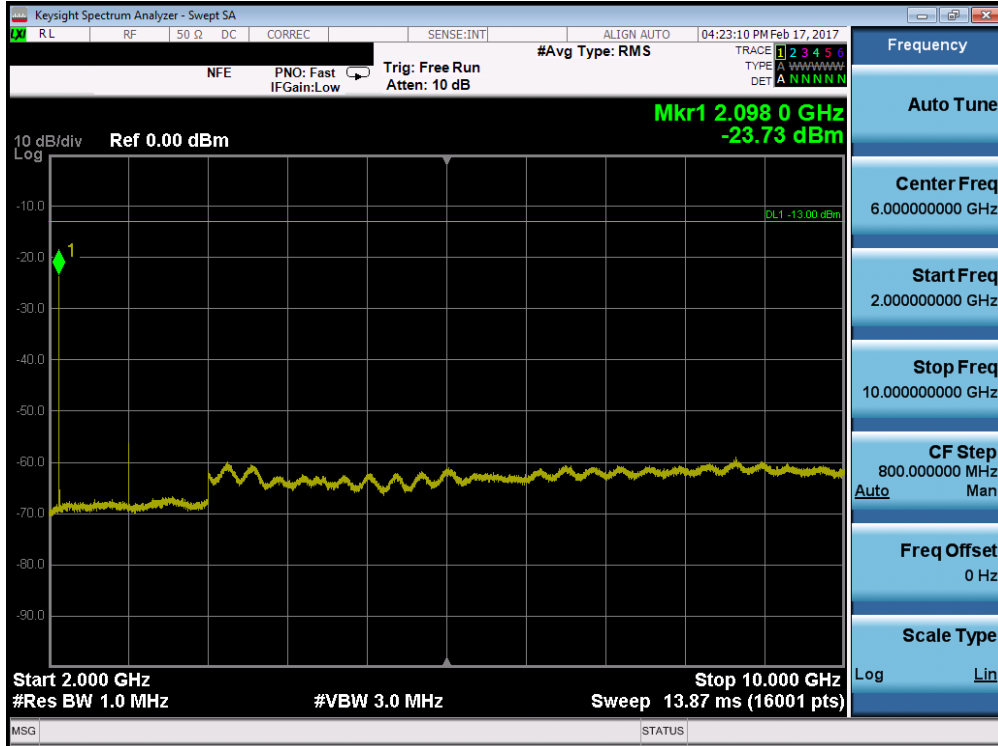


Plot 7-73. Conducted Spurious Plot (Band 12/17 – 5.0MHz QPSK – RB Size 1, RB Offset 0 – Low Channel)

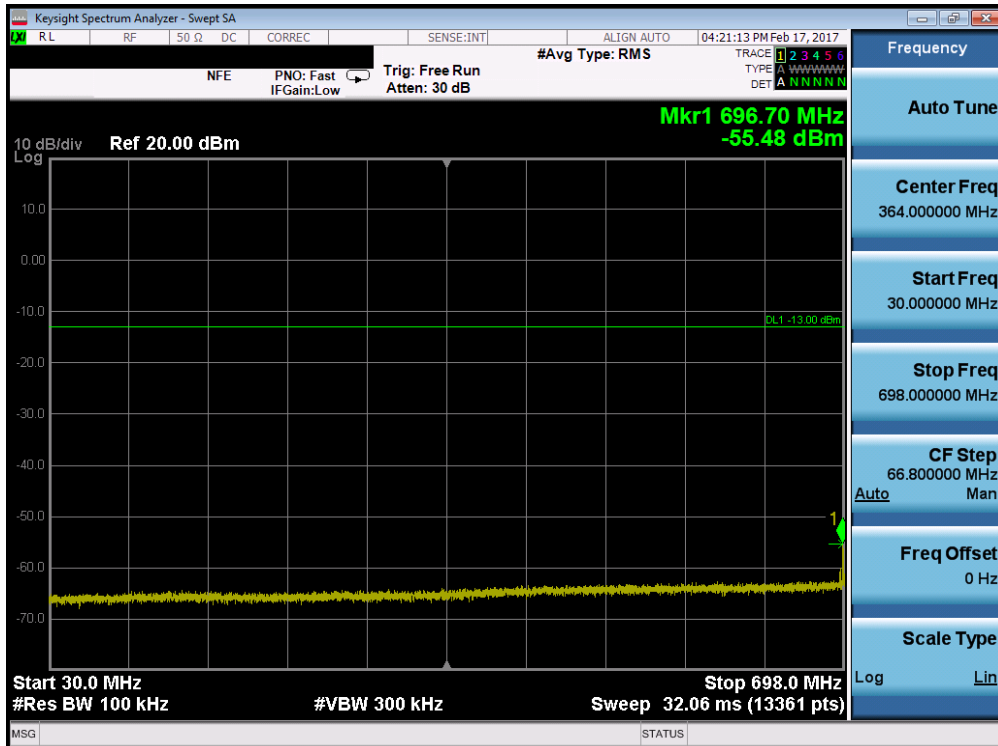


Plot 7-74. Conducted Spurious Plot (Band 12/17 – 5.0MHz QPSK – RB Size 1, RB Offset 0 – Low Channel)

FCC ID: ZNFTP450	PCTEST ENGINEERING LABORATORY, INC.	FCC Pt. 22, 24, & 27 LTE MEASUREMENT REPORT (CERTIFICATION)	LG	Approved by: Quality Manager
Test Report S/N: 1M1703010081-03.ZNF	Test Dates: 2/6-3/21/2017	EUT Type: Portable Handset		Page 54 of 153

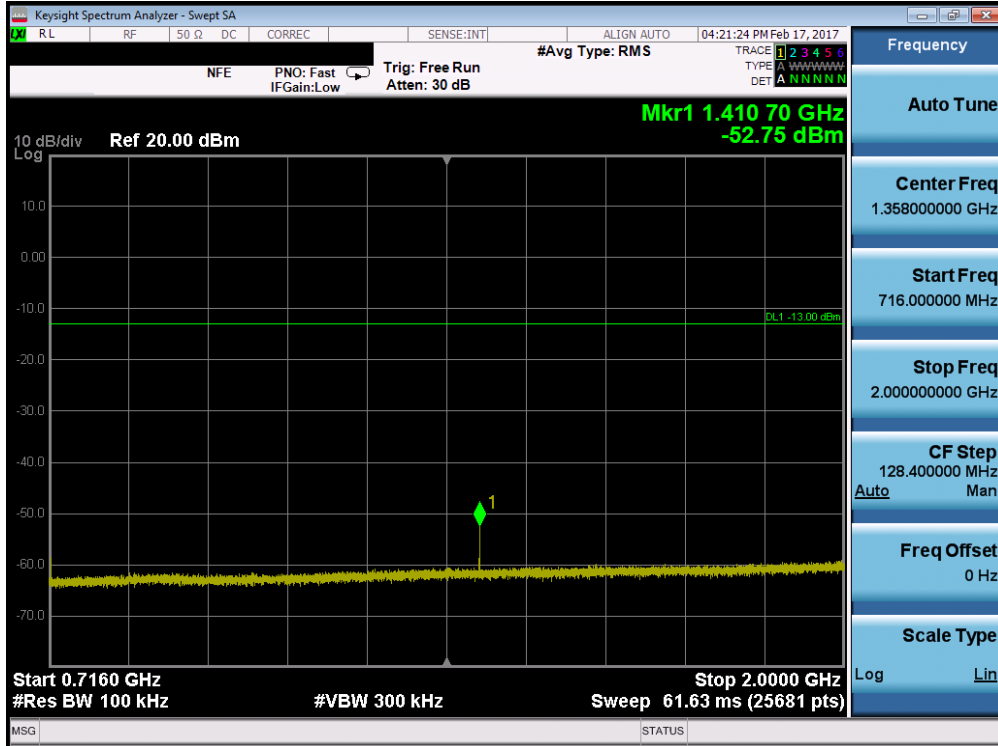


Plot 7-75. Conducted Spurious Plot (Band 12/17 – 5.0MHz QPSK – RB Size 1, RB Offset 0 – Low Channel)

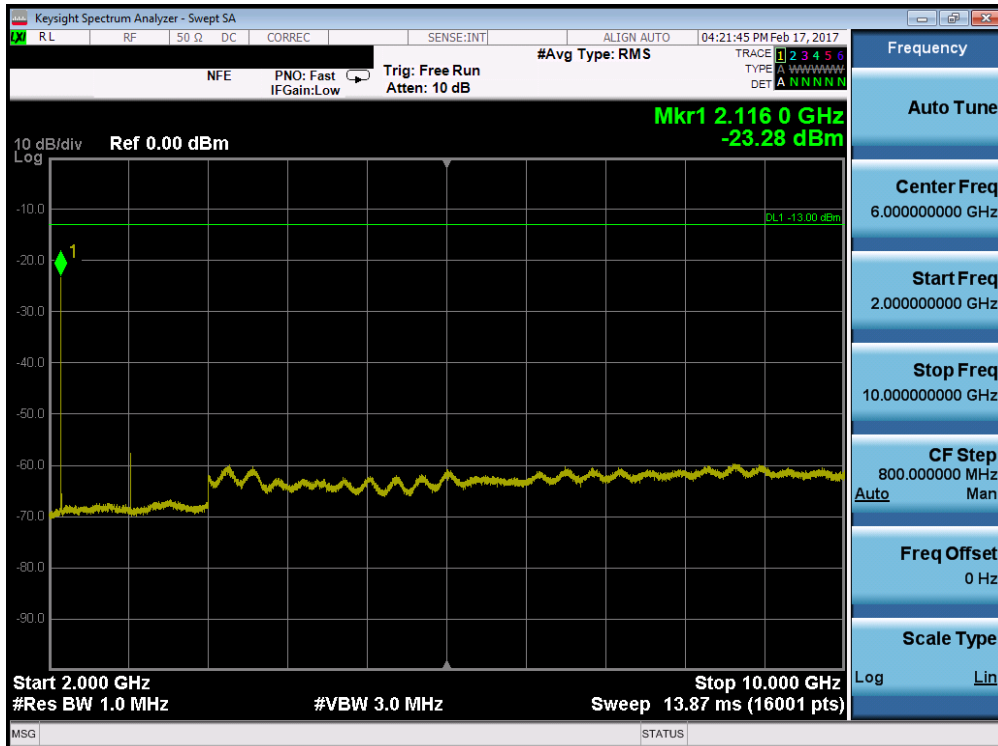


Plot 7-76. Conducted Spurious Plot (Band 12/17 – 5.0MHz QPSK – RB Size 1, RB Offset 0 – Mid Channel)

FCC ID: ZNFTP450	PCTEST ENGINEERING LABORATORY, INC.	FCC Pt. 22, 24, & 27 LTE MEASUREMENT REPORT (CERTIFICATION)	LG	Approved by: Quality Manager
Test Report S/N: 1M1703010081-03.ZNF	Test Dates: 2/6-3/21/2017	EUT Type: Portable Handset		Page 55 of 153



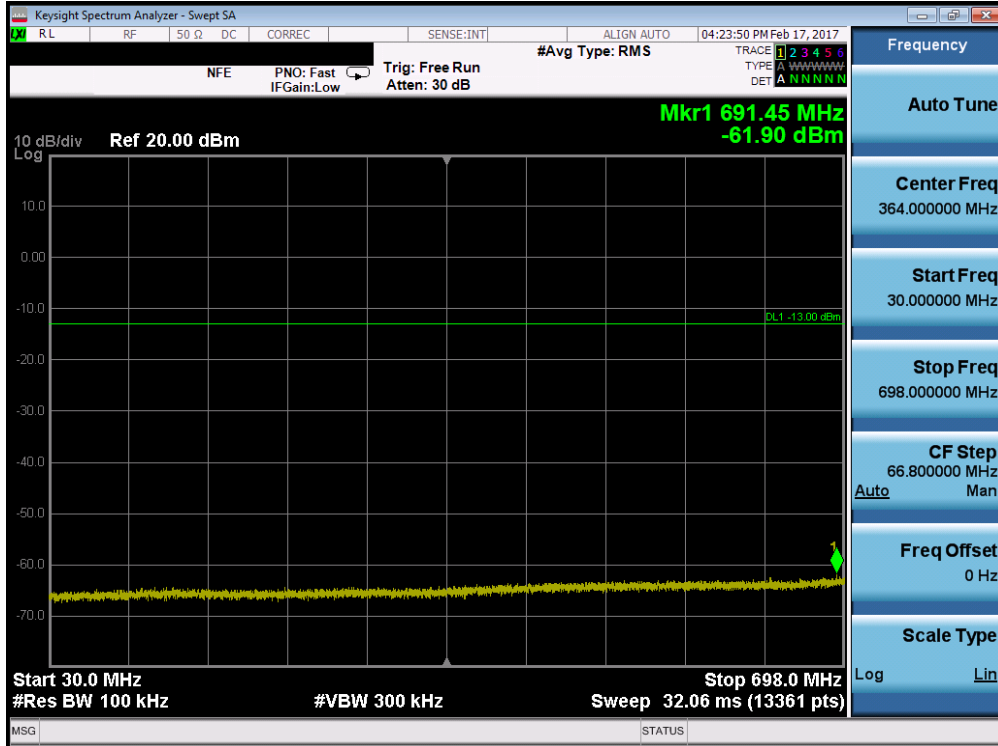
Plot 7-77. Conducted Spurious Plot (Band 12/17 – 5.0MHz QPSK – RB Size 1, RB Offset 0 – Mid Channel)



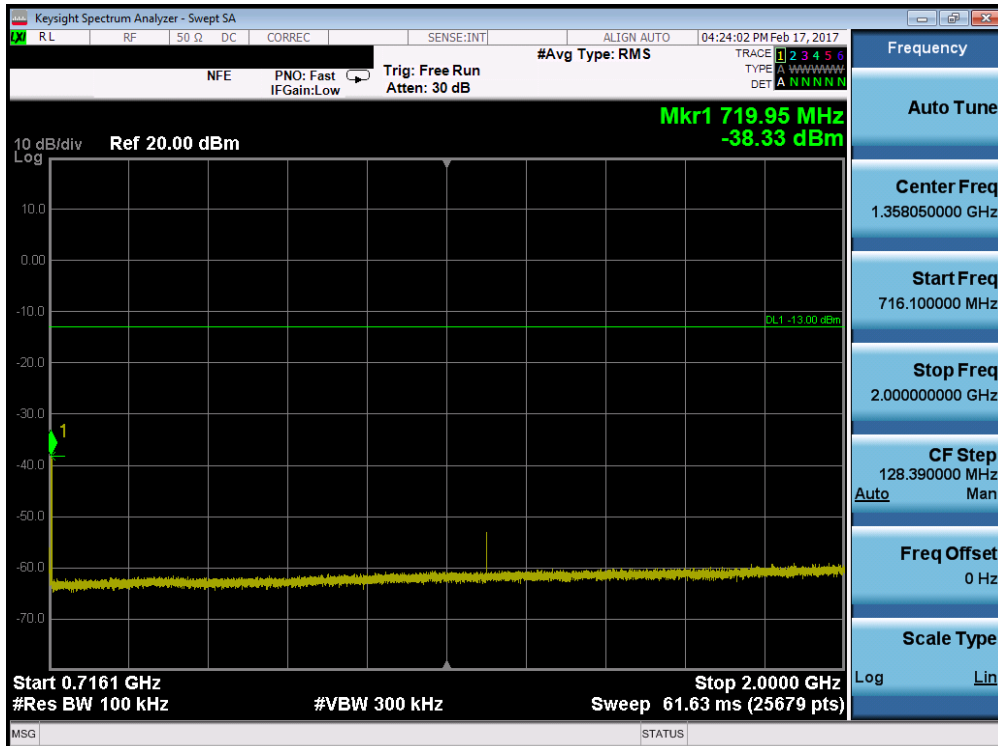
Plot 7-78. Conducted Spurious Plot (Band 12/17 – 5.0MHz QPSK – RB Size 1, RB Offset 0 – Mid Channel)

FCC ID: ZNFTP450	PCTEST ENGINEERING LABORATORY, INC.	FCC Pt. 22, 24, & 27 LTE MEASUREMENT REPORT (CERTIFICATION)	LG	Approved by: Quality Manager
Test Report S/N: 1M1703010081-03.ZNF	Test Dates: 2/6-3/21/2017	EUT Type: Portable Handset		Page 56 of 153



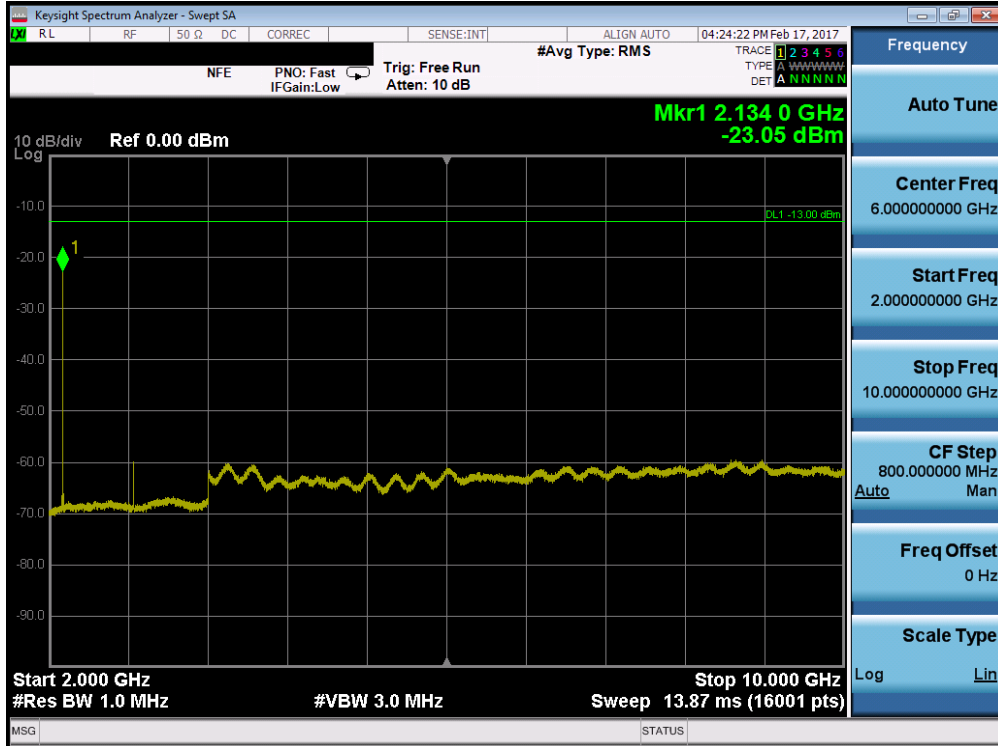


Plot 7-79. Conducted Spurious Plot (Band 12/17 – 5.0MHz QPSK – RB Size 1, RB Offset 0 – High Channel)

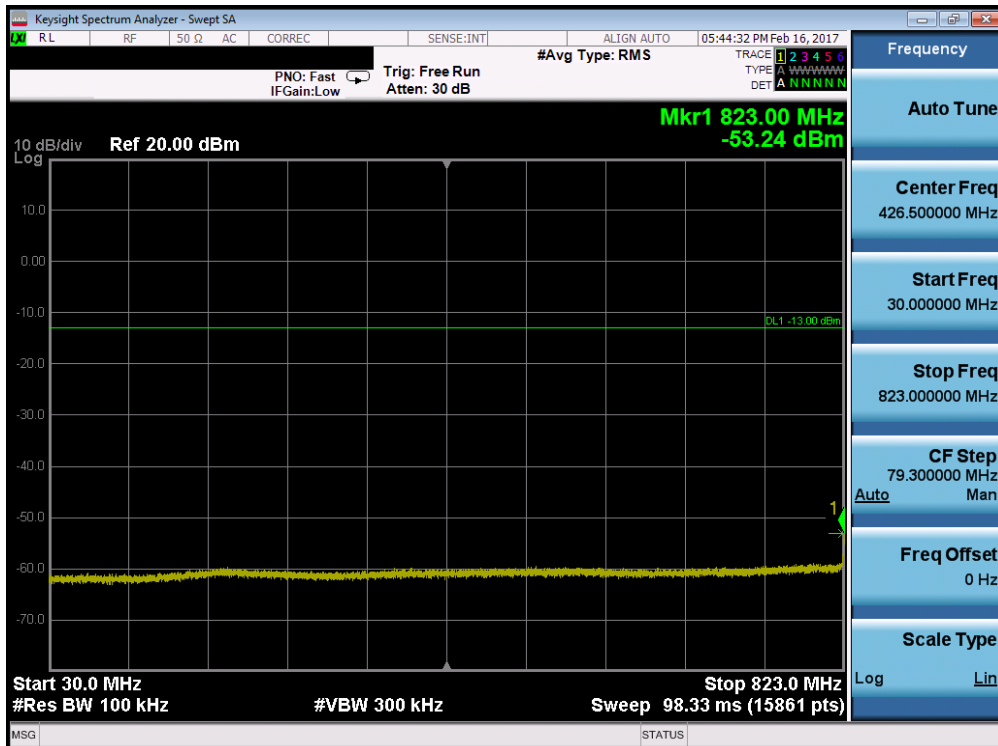


Plot 7-80. Conducted Spurious Plot (Band 12/17 – 5.0MHz QPSK – RB Size 1, RB Offset 0 – High Channel)

FCC ID: ZNFTP450	PCTEST ENGINEERING LABORATORY, INC.	FCC Pt. 22, 24, & 27 LTE MEASUREMENT REPORT (CERTIFICATION)	LG	Approved by: Quality Manager
Test Report S/N: 1M1703010081-03.ZNF	Test Dates: 2/6-3/21/2017	EUT Type: Portable Handset		Page 57 of 153

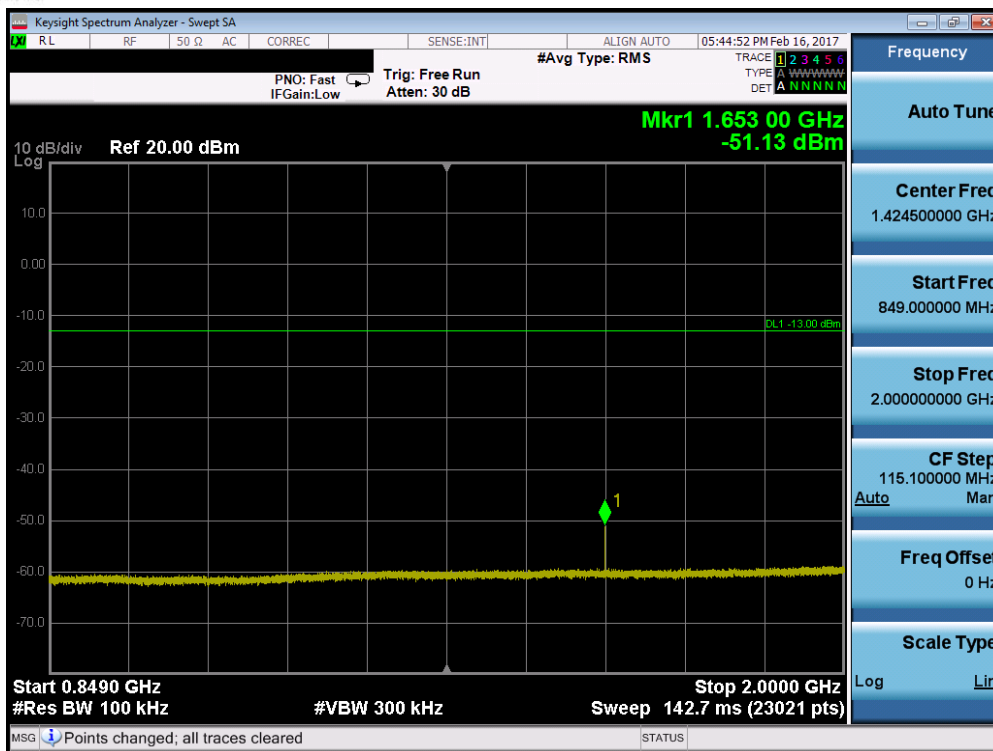


Plot 7-81. Conducted Spurious Plot (Band 12/17 – 5.0MHz QPSK – RB Size 1, RB Offset 0 – High Channel)

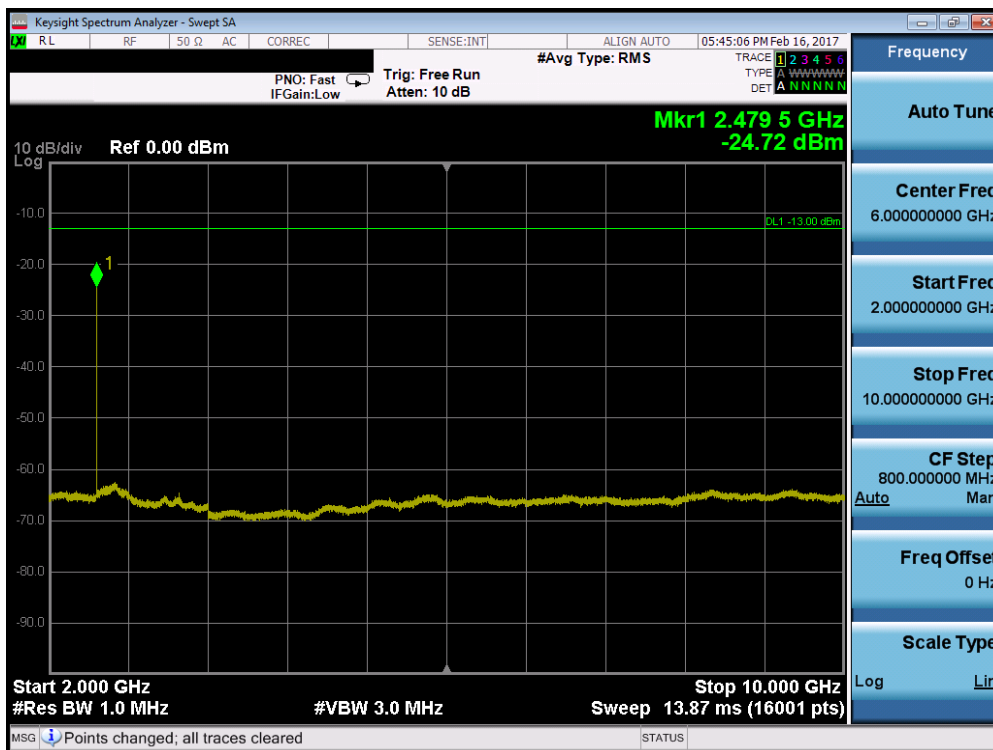


Plot 7-82. Conducted Spurious Plot (Band 5 – 5.0MHz QPSK – RB Size 1, RB Offset 0 – Low Channel)

FCC ID: ZNFTP450	PCTEST ENGINEERING LABORATORY, INC.	FCC Pt. 22, 24, & 27 LTE MEASUREMENT REPORT (CERTIFICATION)	LG	Approved by: Quality Manager
Test Report S/N: 1M1703010081-03.ZNF	Test Dates: 2/6-3/21/2017	EUT Type: Portable Handset		Page 58 of 153

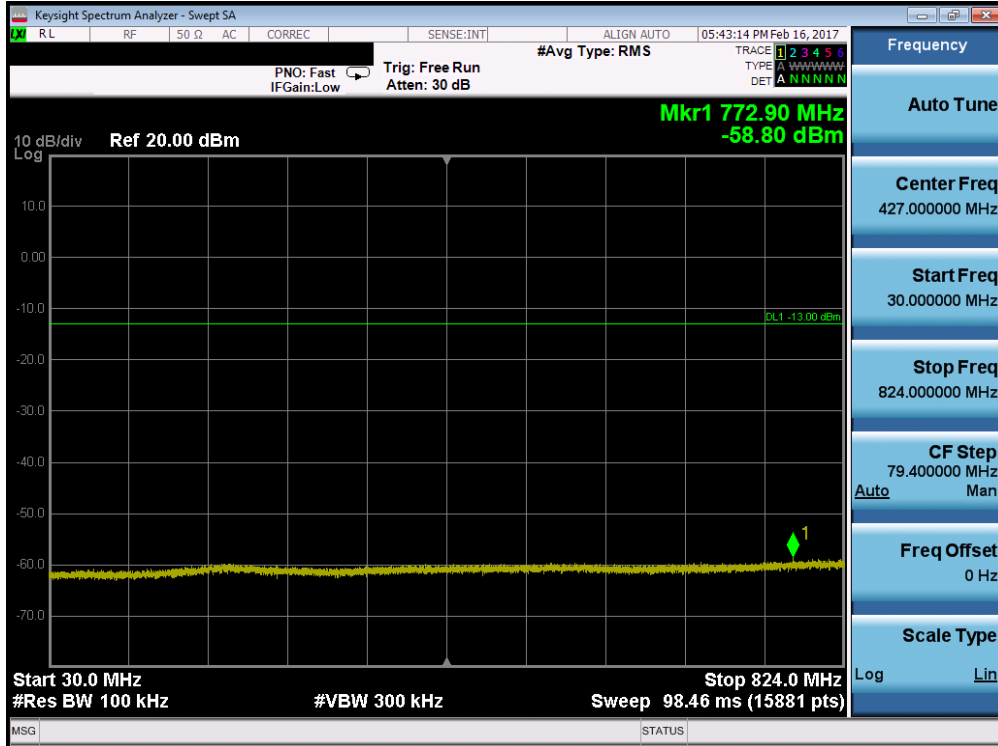


Plot 7-83. Conducted Spurious Plot (Band 5 – 5.0MHz QPSK – RB Size 1, RB Offset 0 – Low Channel)

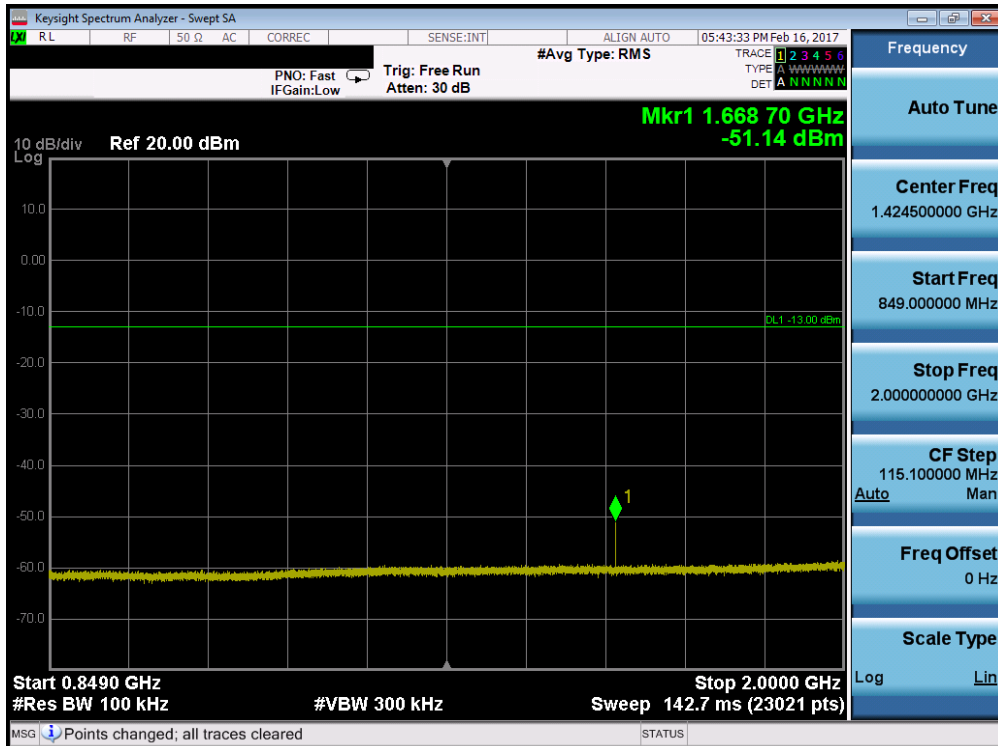


Plot 7-84. Conducted Spurious Plot (Band 5 – 5.0MHz QPSK – RB Size 1, RB Offset 0 – Low Channel)

FCC ID: ZNFTP450	PCTEST ENGINEERING LABORATORY, INC.	FCC Pt. 22, 24, & 27 LTE MEASUREMENT REPORT (CERTIFICATION)	LG	Approved by: Quality Manager
Test Report S/N: 1M1703010081-03.ZNF	Test Dates: 2/6-3/21/2017	EUT Type: Portable Handset		Page 59 of 153

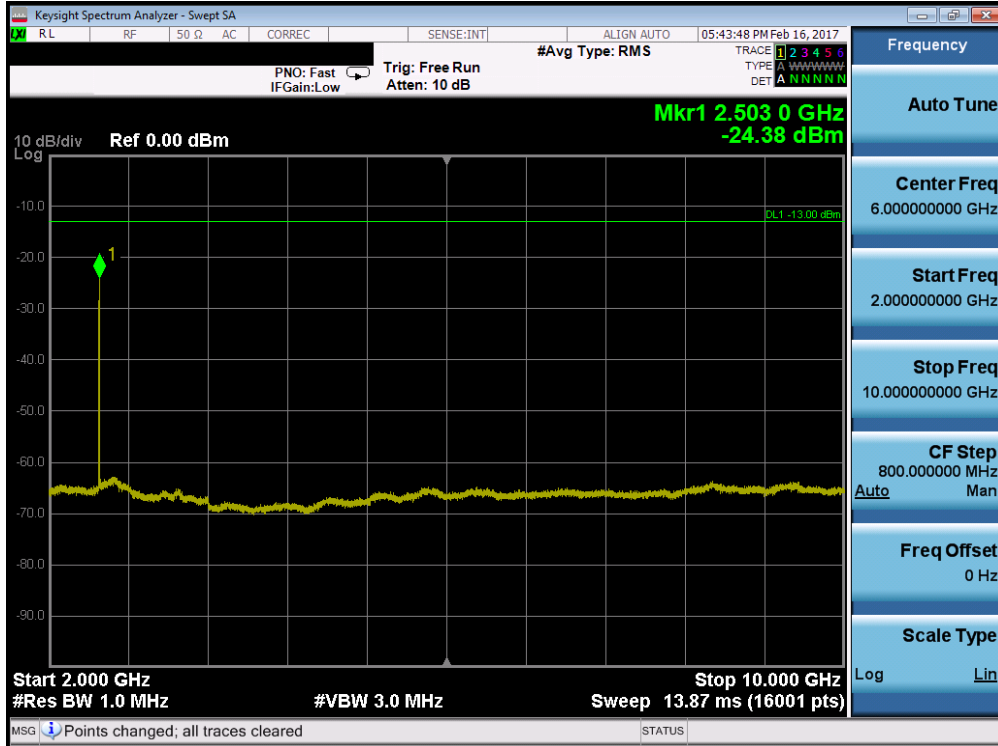


Plot 7-85. Conducted Spurious Plot (Band 5 – 5.0MHz QPSK – RB Size 1, RB Offset 0 – Mid Channel)

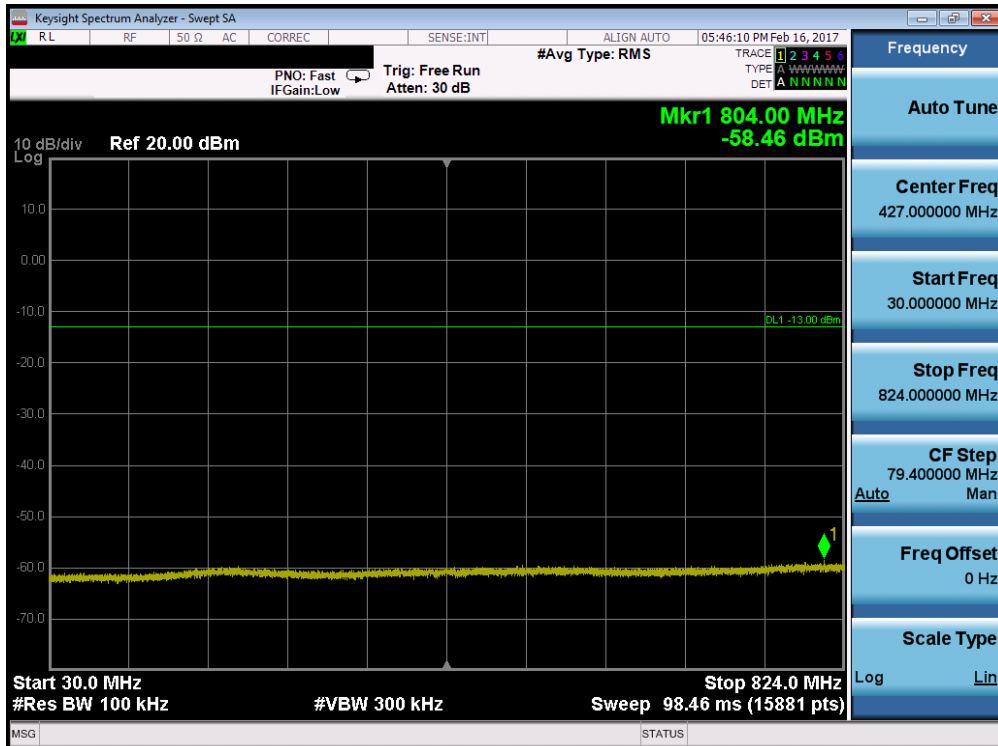


Plot 7-86. Conducted Spurious Plot (Band 5 – 5.0MHz QPSK – RB Size 1, RB Offset 0 – Mid Channel)

FCC ID: ZNFTP450	PCTEST ENGINEERING LABORATORY, INC.	FCC Pt. 22, 24, & 27 LTE MEASUREMENT REPORT (CERTIFICATION)	LG	Approved by: Quality Manager
Test Report S/N: 1M1703010081-03.ZNF	Test Dates: 2/6-3/21/2017	EUT Type: Portable Handset		Page 60 of 153

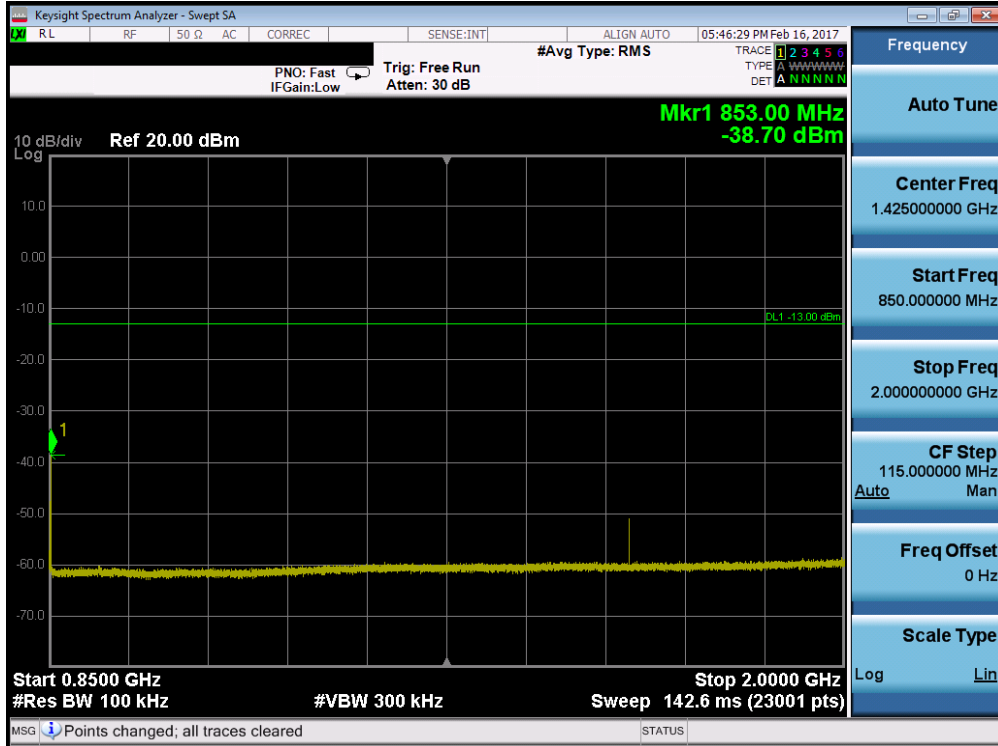


Plot 7-87. Conducted Spurious Plot (Band 5 – 5.0MHz QPSK – RB Size 1, RB Offset 0 – Mid Channel)

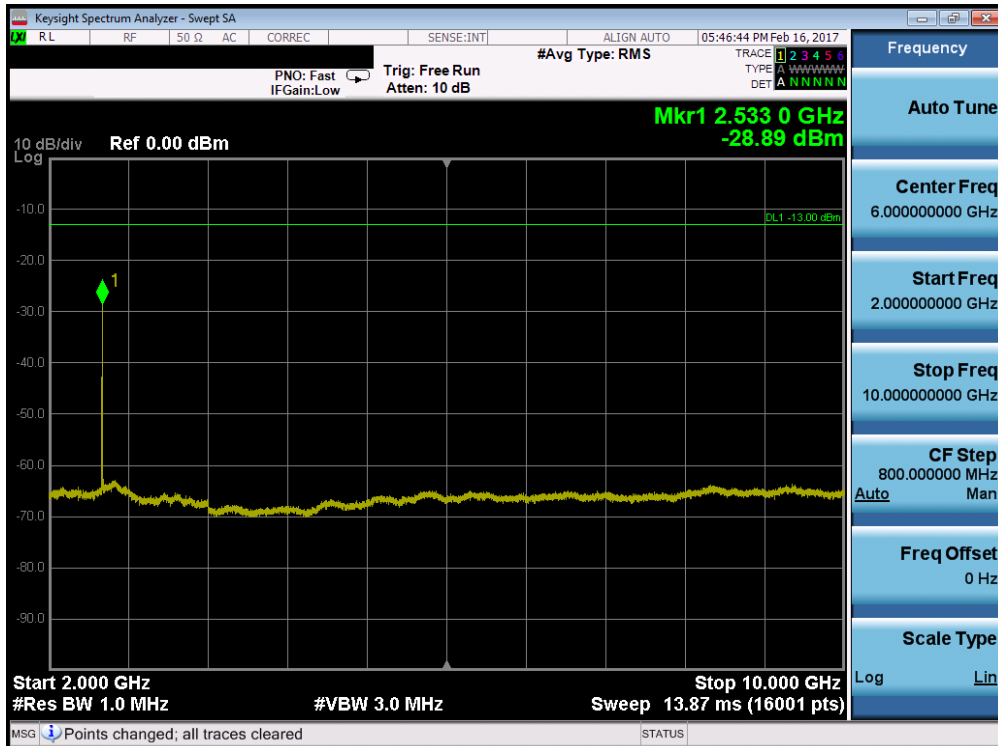


Plot 7-88. Conducted Spurious Plot (Band 5 – 5.0MHz QPSK – RB Size 1, RB Offset 0 – High Channel)

FCC ID: ZNFTP450	PCTEST ENGINEERING LABORATORY, INC.	FCC Pt. 22, 24, & 27 LTE MEASUREMENT REPORT (CERTIFICATION)	LG	Approved by: Quality Manager
Test Report S/N: 1M1703010081-03.ZNF	Test Dates: 2/6-3/21/2017	EUT Type: Portable Handset		Page 61 of 153

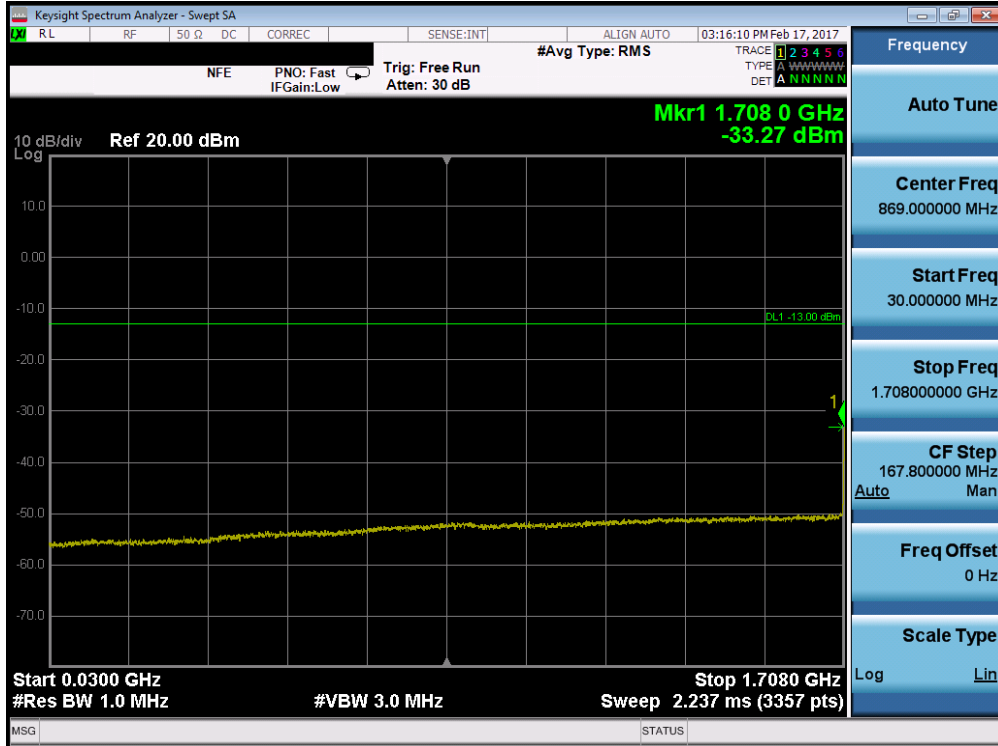


Plot 7-89. Conducted Spurious Plot (Band 5 – 5.0MHz QPSK – RB Size 1, RB Offset 0 – High Channel)

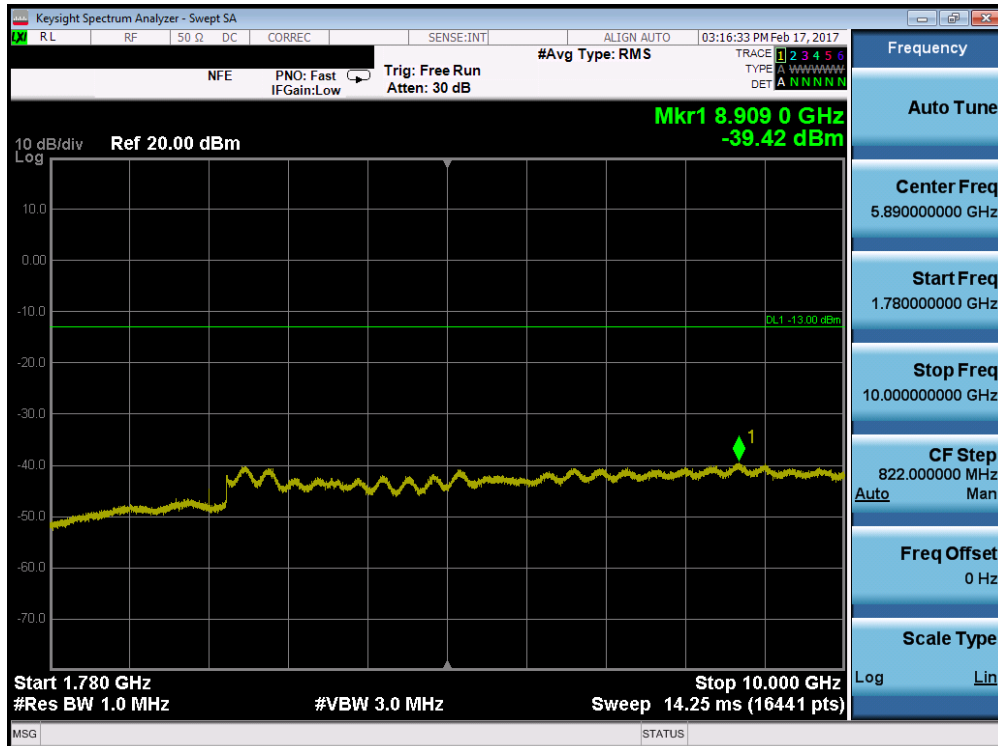


Plot 7-90. Conducted Spurious Plot (Band 5 – 5.0MHz QPSK – RB Size 1, RB Offset 0 – High Channel)

FCC ID: ZNFTP450	PCTEST ENGINEERING LABORATORY, INC.	FCC Pt. 22, 24, & 27 LTE MEASUREMENT REPORT (CERTIFICATION)	LG	Approved by: Quality Manager
Test Report S/N: 1M1703010081-03.ZNF	Test Dates: 2/6-3/21/2017	EUT Type: Portable Handset		Page 62 of 153

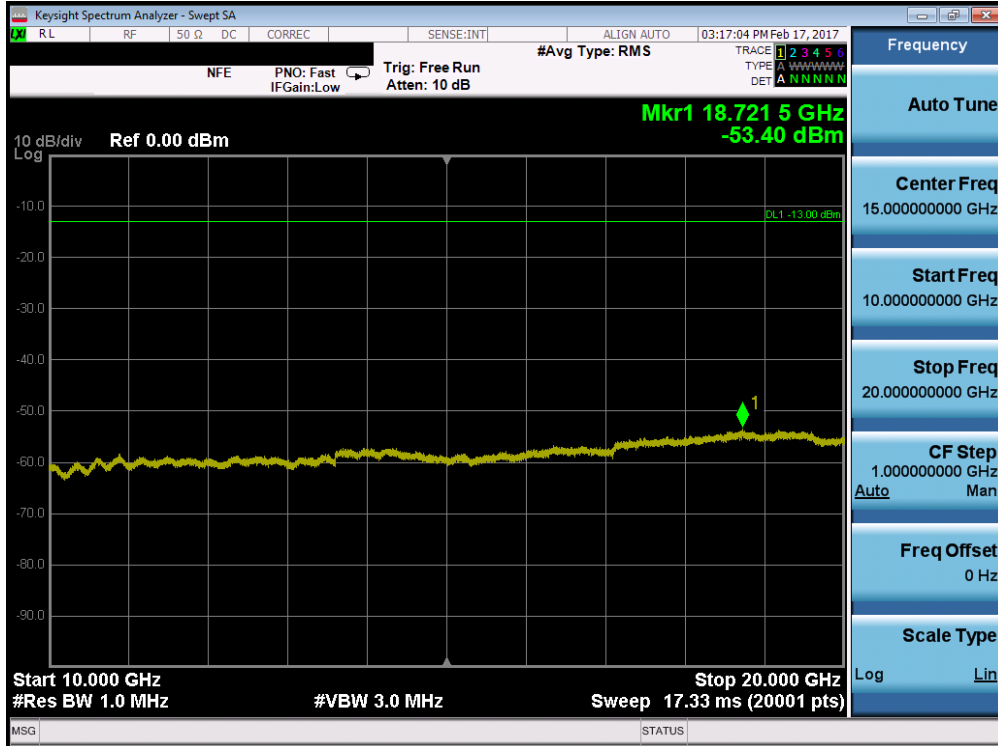


Plot 7-91. Conducted Spurious Plot (Band 4/66 – 1.4MHz QPSK – RB Size 1, RB Offset 0 – Low Channel)

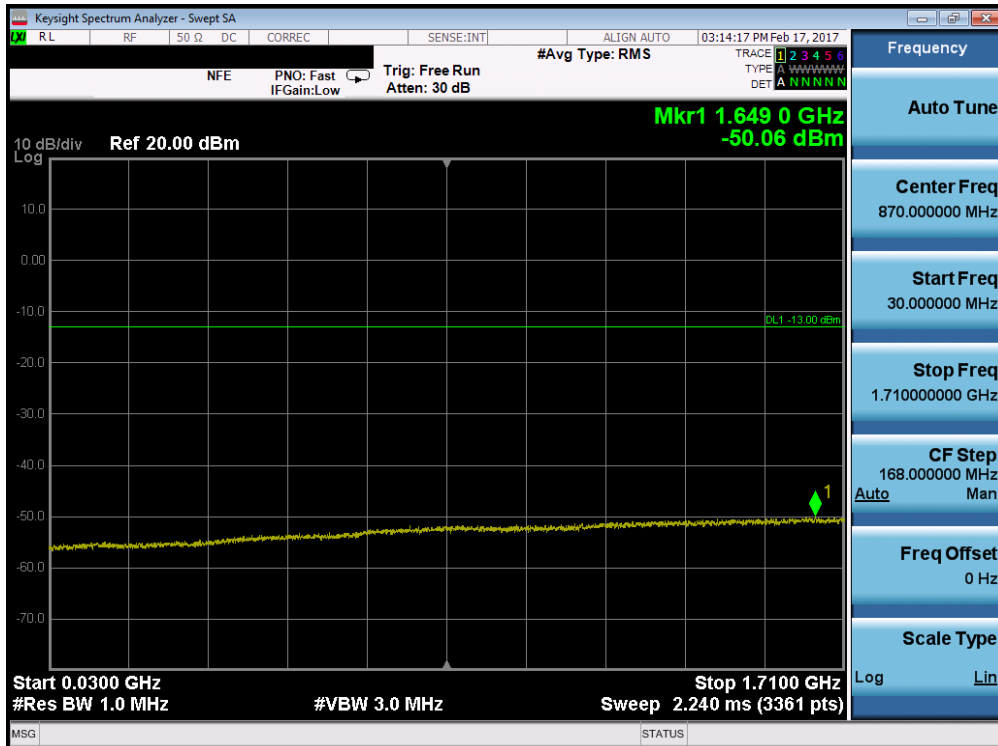


Plot 7-92. Conducted Spurious Plot (Band 4/66 – 1.4MHz QPSK – RB Size 1, RB Offset 0 – Low Channel)

FCC ID: ZNFTP450	PCTEST ENGINEERING LABORATORY, INC.	FCC Pt. 22, 24, & 27 LTE MEASUREMENT REPORT (CERTIFICATION)	LG	Approved by: Quality Manager
Test Report S/N: 1M1703010081-03.ZNF	Test Dates: 2/6-3/21/2017	EUT Type: Portable Handset		Page 63 of 153



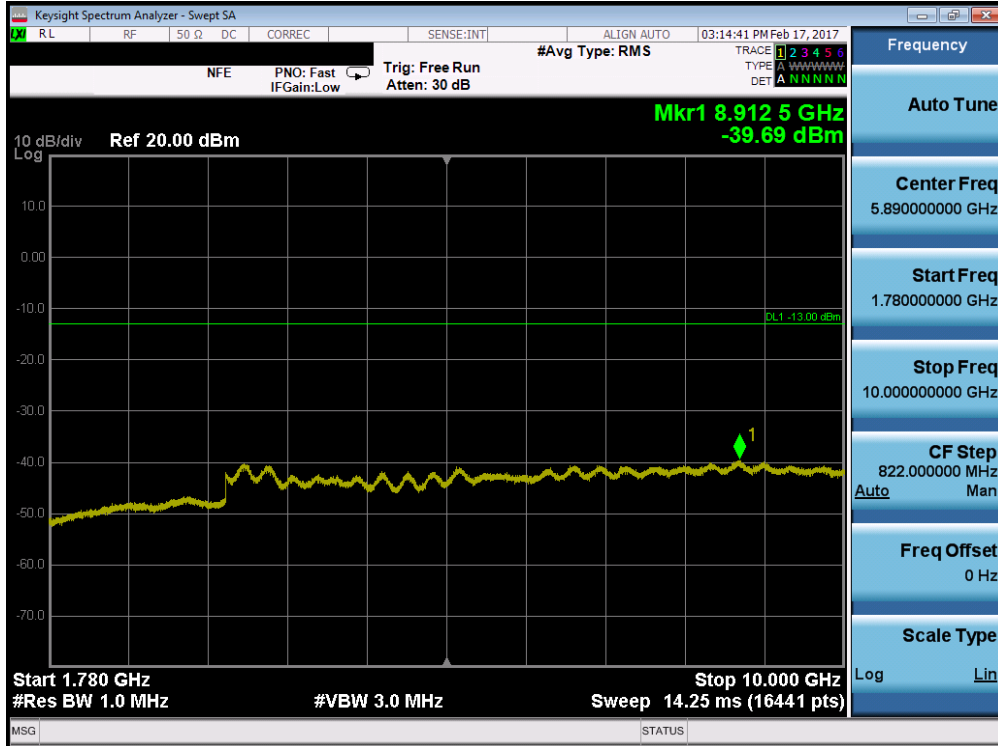
Plot 7-93. Conducted Spurious Plot (Band 4/66 – 1.4MHz QPSK – RB Size 1, RB Offset 0 – Low Channel)



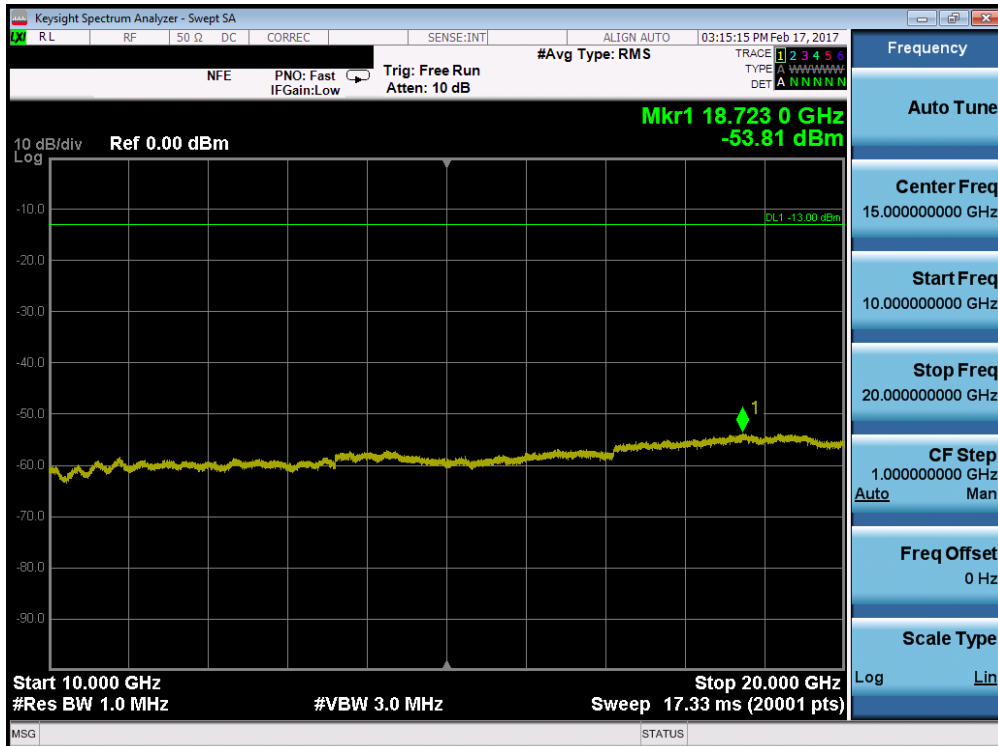
Plot 7-94. Conducted Spurious Plot (Band 4/66 – 1.4MHz QPSK – RB Size 1, RB Offset 0 – Mid Channel)

FCC ID: ZNFTP450	PCTEST ENGINEERING LABORATORY, INC.	FCC Pt. 22, 24, & 27 LTE MEASUREMENT REPORT (CERTIFICATION)	LG	Approved by: Quality Manager
Test Report S/N: 1M1703010081-03.ZNF	Test Dates: 2/6-3/21/2017	EUT Type: Portable Handset		Page 64 of 153





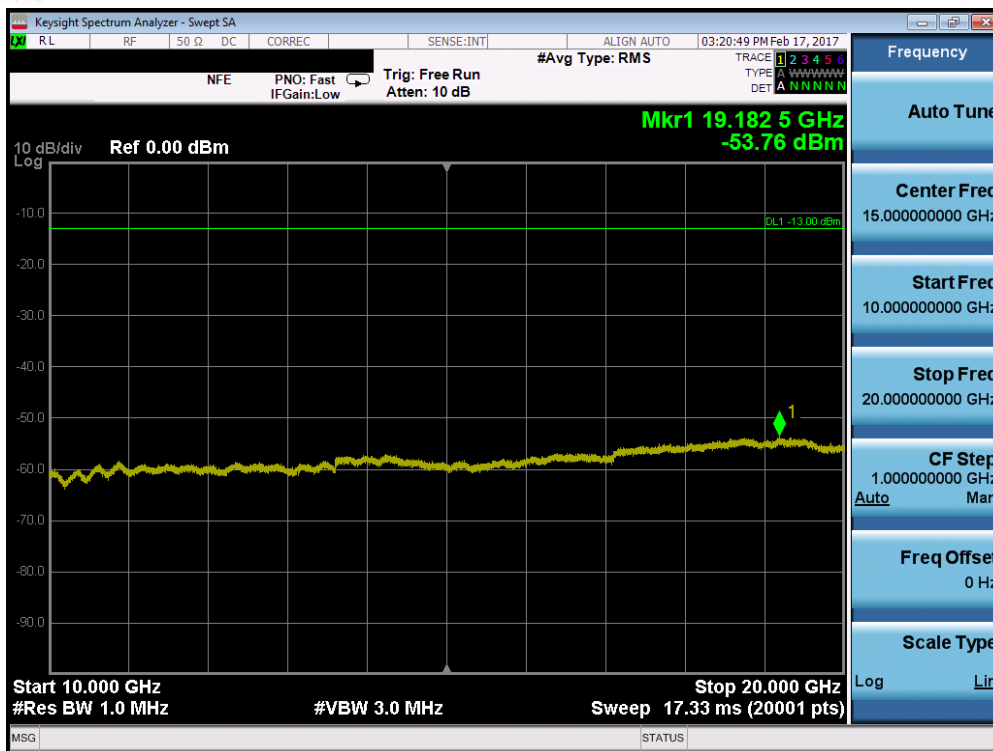
Plot 7-95. Conducted Spurious Plot (Band 4/66 – 1.4MHz QPSK – RB Size 1, RB Offset 0 – Mid Channel)



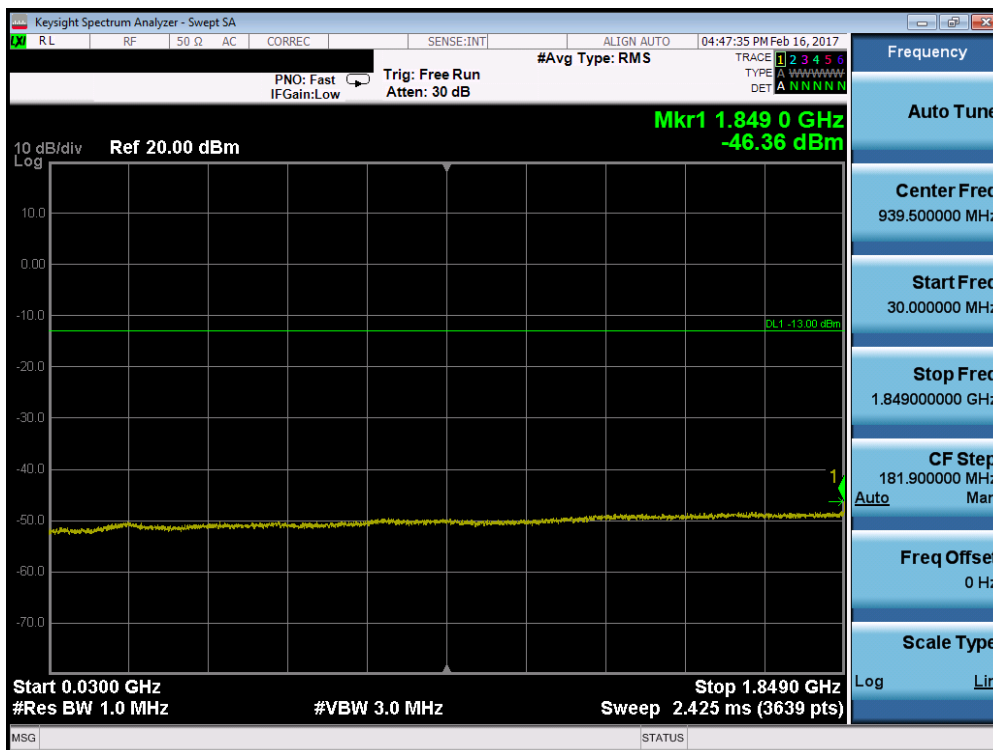
Plot 7-96. Conducted Spurious Plot (Band 4/66 – 1.4MHz QPSK – RB Size 1, RB Offset 0 – Mid Channel)

FCC ID: ZNFTP450	PCTEST ENGINEERING LABORATORY, INC.	FCC Pt. 22, 24, & 27 LTE MEASUREMENT REPORT (CERTIFICATION)	LG	Approved by: Quality Manager
Test Report S/N: 1M1703010081-03.ZNF	Test Dates: 2/6-3/21/2017	EUT Type: Portable Handset		Page 65 of 153



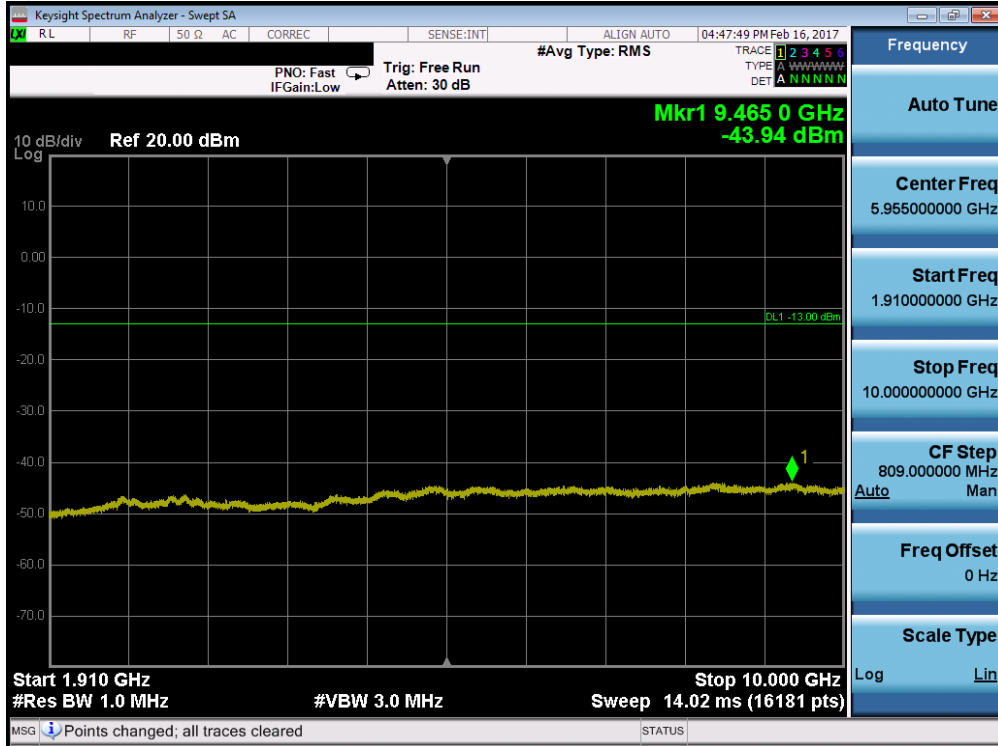


Plot 7-99. Conducted Spurious Plot (Band 4/66 – 1.4MHz QPSK – RB Size 1, RB Offset 0 – High Channel)



Plot 7-100. Conducted Spurious Plot (Band 2 – 10.0MHz QPSK – RB Size 1, RB Offset 0– Low Channel)

FCC ID: ZNFTP450	PCTEST ENGINEERING LABORATORY, INC.	FCC Pt. 22, 24, & 27 LTE MEASUREMENT REPORT (CERTIFICATION)	LG	Approved by: Quality Manager
Test Report S/N: 1M1703010081-03.ZNF	Test Dates: 2/6-3/21/2017	EUT Type: Portable Handset		Page 67 of 153



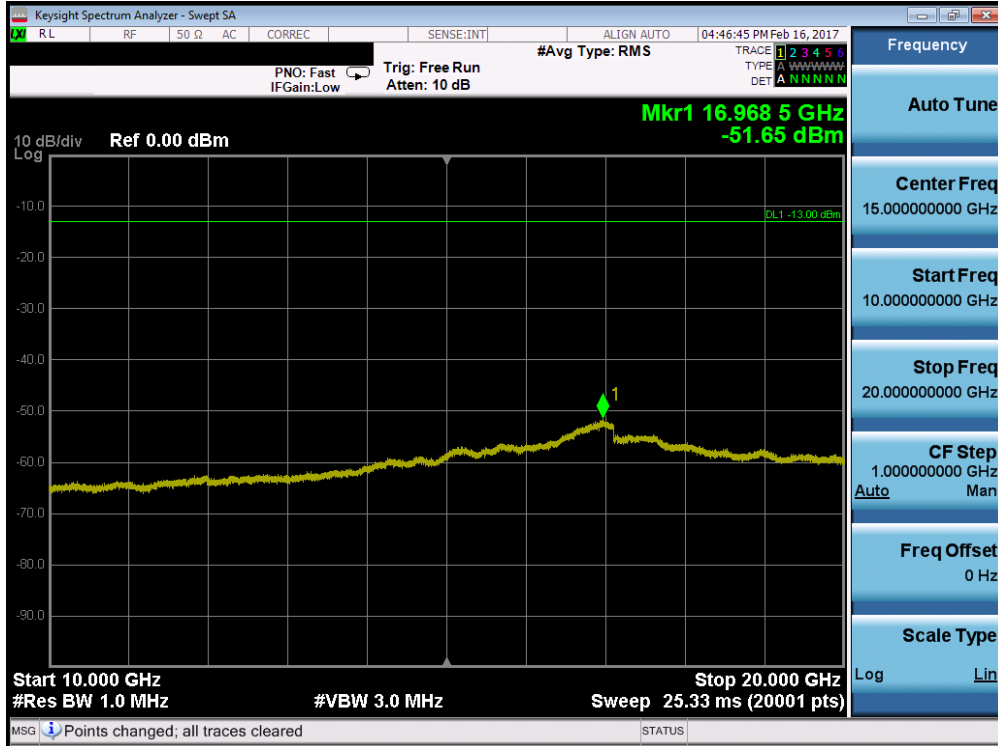
Plot 7-101. Conducted Spurious Plot (Band 2 – 10.0MHz QPSK – RB Size 1, RB Offset 0 – Low Channel)



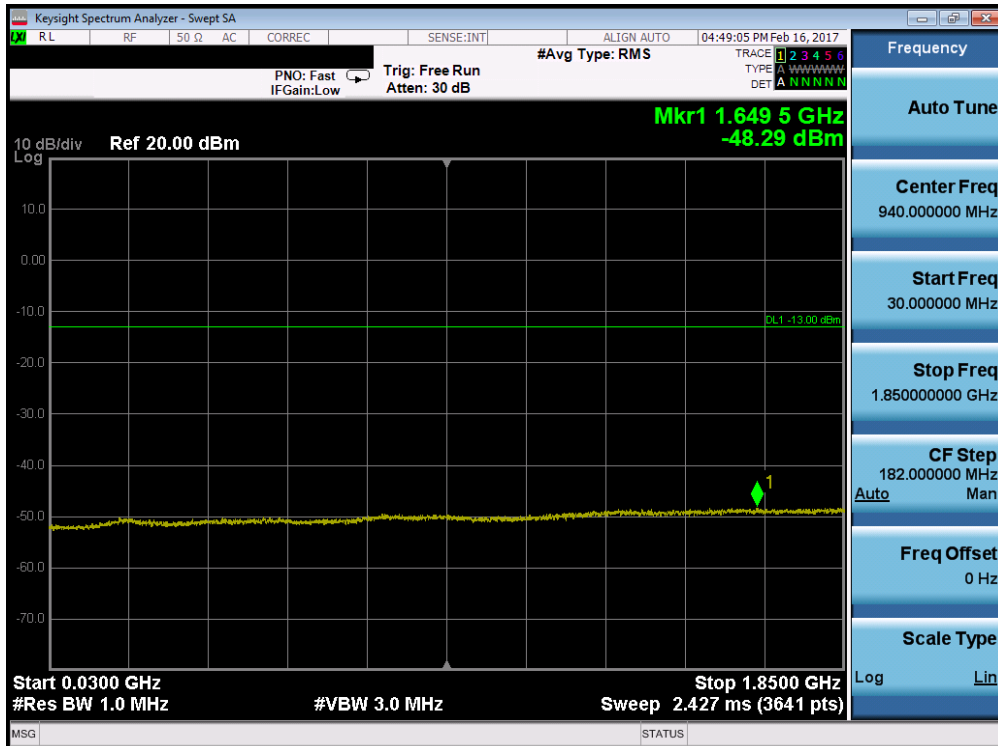
Plot 7-102. Conducted Spurious Plot (Band 2 – 10.0MHz QPSK – RB Size 1, RB Offset 0 – Low Channel)

FCC ID: ZNFTP450	PCTEST ENGINEERING LABORATORY, INC.	FCC Pt. 22, 24, & 27 LTE MEASUREMENT REPORT (CERTIFICATION)	LG	Approved by: Quality Manager
Test Report S/N: 1M1703010081-03.ZNF	Test Dates: 2/6-3/21/2017	EUT Type: Portable Handset		Page 68 of 153



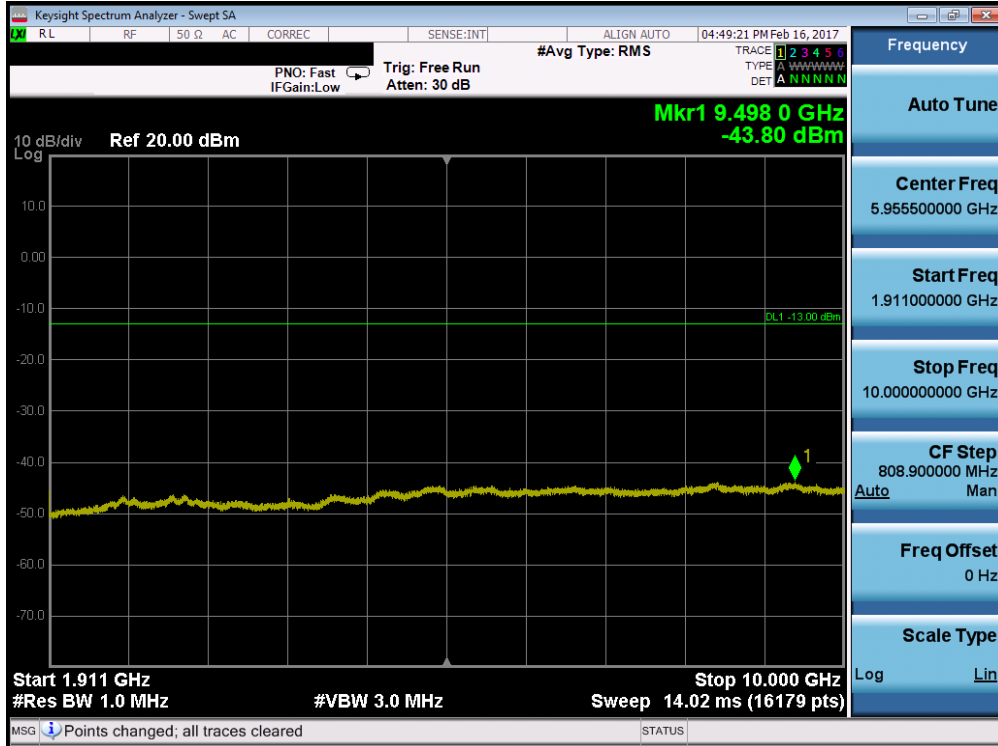


Plot 7-105. Conducted Spurious Plot (Band 2 – 10.0MHz QPSK – RB Size 1, RB Offset 0 – Mid Channel)

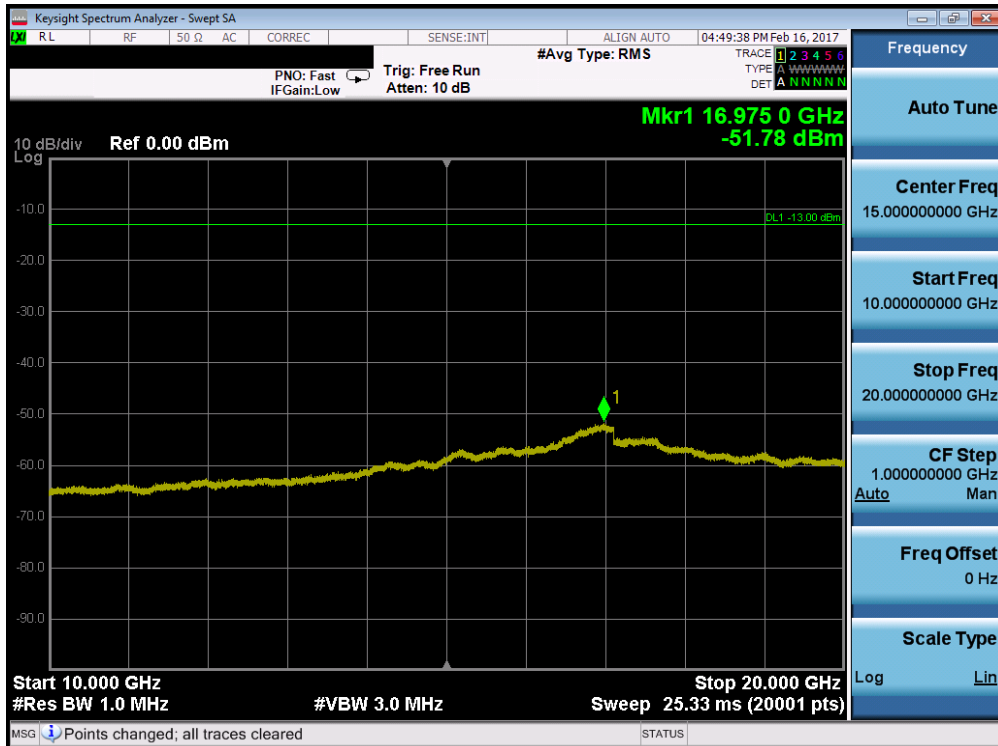


Plot 7-106. Conducted Spurious Plot (Band 2 – 10.0MHz QPSK – RB Size 1, RB Offset 0 – High Channel)

FCC ID: ZNFTP450	PCTEST ENGINEERING LABORATORY, INC.	FCC Pt. 22, 24, & 27 LTE MEASUREMENT REPORT (CERTIFICATION)	LG	Approved by: Quality Manager
Test Report S/N: 1M1703010081-03.ZNF	Test Dates: 2/6-3/21/2017	EUT Type: Portable Handset		Page 70 of 153



Plot 7-107. Conducted Spurious Plot (Band 2 – 10.0MHz QPSK – RB Size 1, RB Offset 0 – High Channel)



Plot 7-108. Conducted Spurious Plot (Band 2 – 10.0MHz QPSK – RB Size 1, RB Offset 0 – High Channel)

FCC ID: ZNFTP450	PCTEST ENGINEERING LABORATORY, INC.	FCC Pt. 22, 24, & 27 LTE MEASUREMENT REPORT (CERTIFICATION)	LG	Approved by: Quality Manager
Test Report S/N: 1M1703010081-03.ZNF	Test Dates: 2/6-3/21/2017	EUT Type: Portable Handset		Page 71 of 153