

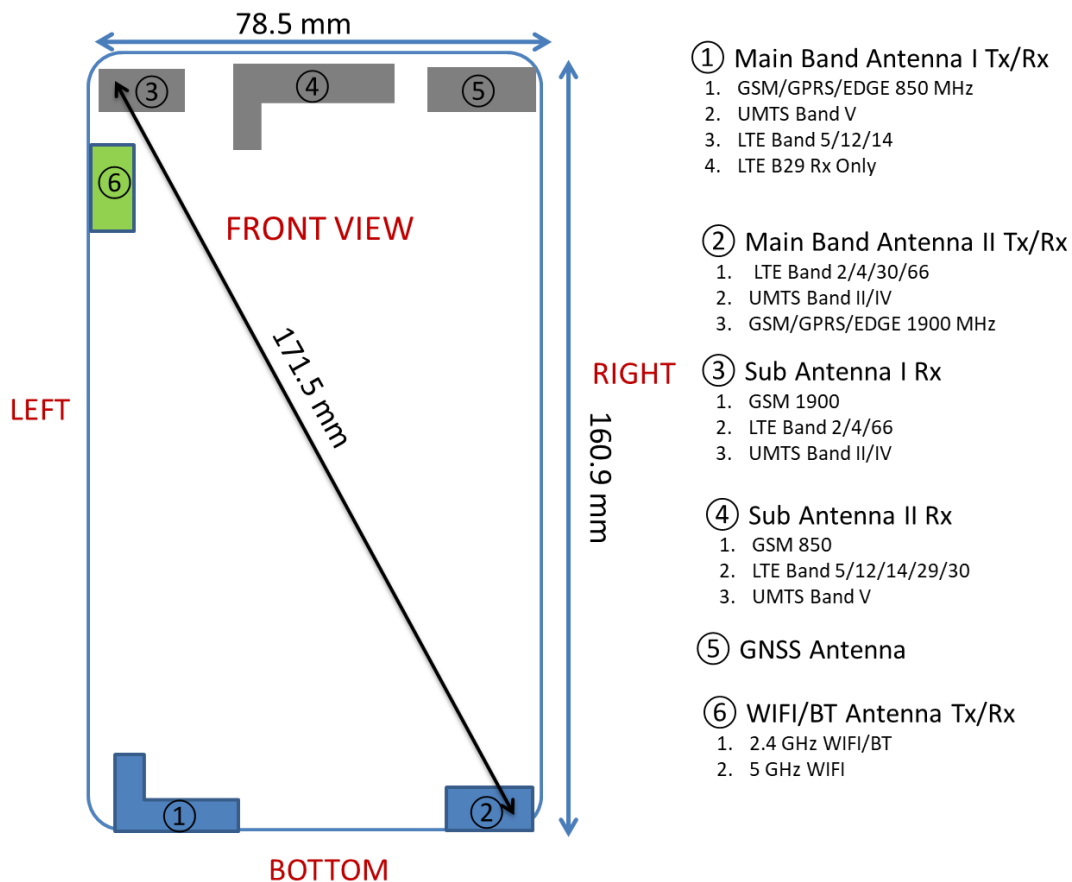




# APPENDIX F: DUT ANTENNA DIAGRAM & SAR TEST SETUP PHOTOGRAPHS

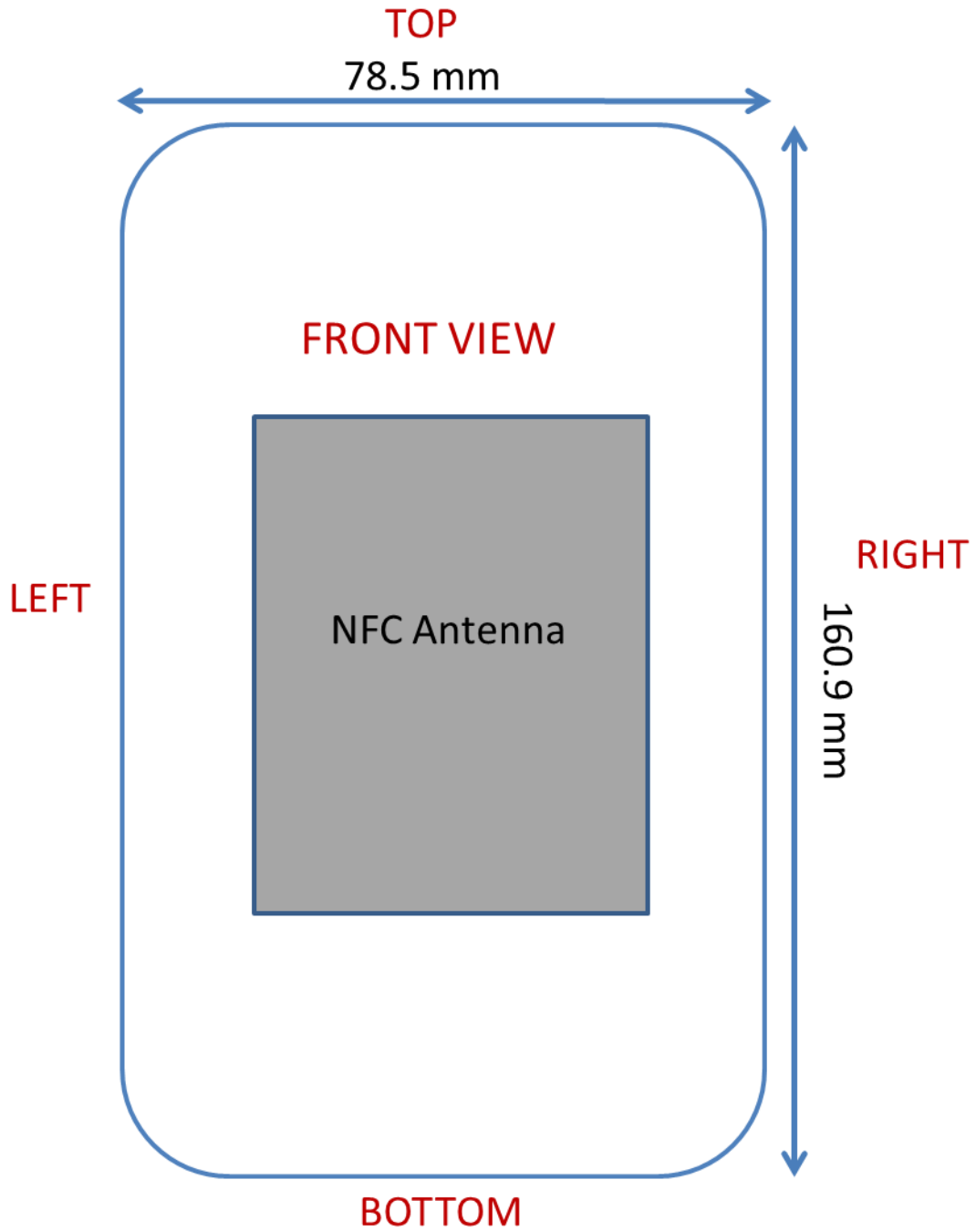
<b>FCC ID</b> ZNFQ720AM		<b>SAR EVALUATION REPORT</b>		<b>Approved by:</b> Quality Manager
<b>Test Dates:</b> 07/08/19 - 07/19/19	<b>DUT Type:</b> Portable Handset			APPENDIX F: Page 1 of 13

Note: Exact antenna dimensions and separation distances are shown in the Technical Descriptions in the FCC Filing.






**Figure F-1**  
**DUT Antenna Locations**

FCC ID ZNFQ720AM	 PCTEST ENGINEERING LABORATORY, INC.	SAR EVALUATION REPORT	 LG	Approved by: Quality Manager
Test Dates: 07/08/19 - 07/19/19	DUT Type: Portable Handset			APPENDIX F: Page 2 of 13




**Figure F-2**  
**NFC Antenna Locations**



FCC ID ZNFQ720AM		SAR EVALUATION REPORT		Approved by: Quality Manager
Test Dates: 07/08/19 - 07/19/19	DUT Type: Portable Handset	APPENDIX F: Page 3 of 13		




**SAR Test Setup Photo 1 – Right Cheek**




**SAR Test Setup Photo 2 – Right Tilt**



FCC ID ZNFQ720AM	 <small>ENGINEERING LABORATORY, INC.</small>	SAR EVALUATION REPORT		<b>Approved by:</b> Quality Manager
<b>Test Dates:</b> 07/08/19 - 07/19/19	<b>DUT Type:</b> Portable Handset			<b>APPENDIX F:</b> Page 4 of 13



**SAR Test Setup Photo 3 – Left Cheek**




**SAR Test Setup Photo 4 – Left Tilt**



<b>FCC ID</b> ZNFQ720AM		<b>SAR EVALUATION REPORT</b>		<b>Approved by:</b> Quality Manager
<b>Test Dates:</b> 07/08/19 - 07/19/19	<b>DUT Type:</b> Portable Handset			<b>APPENDIX F:</b> Page 5 of 13




**SAR Test Setup Photo 5 – Back Side at 10mm**




**SAR Test Setup Photo 6 – Front Side at 10mm**



<b>FCC ID</b> ZNFQ720AM		<b>SAR EVALUATION REPORT</b>		<b>Approved by:</b> Quality Manager
<b>Test Dates:</b> 07/08/19 - 07/19/19	<b>DUT Type:</b> Portable Handset			<b>APPENDIX F:</b> Page 6 of 13




**SAR Test Setup Photo 7 – Bottom Edge at 10mm**




**SAR Test Setup Photo 8 – Top Edge at 10mm**



<b>FCC ID</b> ZNFQ720AM		<b>SAR EVALUATION REPORT</b>		<b>Approved by:</b> Quality Manager
<b>Test Dates:</b> 07/08/19 - 07/19/19	<b>DUT Type:</b> Portable Handset			<b>APPENDIX F:</b> Page 7 of 13




**SAR Test Setup Photo 9 – Left Edge at 10mm**




**SAR Test Setup Photo 10 – Right Edge at 10mm**

FCC ID ZNFQ720AM		SAR EVALUATION REPORT		<b>Approved by:</b> Quality Manager
<b>Test Dates:</b> 07/08/19 - 07/19/19	<b>DUT Type:</b> Portable Handset			<b>APPENDIX F:</b> Page 8 of 13








**SAR Test Setup Photo 11 – Right Edge at 0mm**



**SAR Test Setup Photo 12 – Left Edge at 0mm**



FCC ID ZNFQ720AM		SAR EVALUATION REPORT		Approved by: Quality Manager
Test Dates: 07/08/19 - 07/19/19	DUT Type: Portable Handset			APPENDIX F: Page 9 of 13




**SAR Test Setup Photo 13 – Top Edge at 0mm**




**SAR Test Setup Photo 14 – Bottom Edge at 0mm**



FCC ID ZNFQ720AM		SAR EVALUATION REPORT		<b>Approved by:</b> Quality Manager
<b>Test Dates:</b> 07/08/19 - 07/19/19	<b>DUT Type:</b> Portable Handset	APPENDIX F: Page 10 of 13		



**SAR Test Setup Photo 15 – Back Side at 0mm**




**SAR Test Setup Photo 16 – Front Side at 0mm**



FCC ID ZNFQ720AM		SAR EVALUATION REPORT		Approved by: Quality Manager
Test Dates: 07/08/19 - 07/19/19	DUT Type: Portable Handset	APPENDIX F: Page 11 of 13		



**SAR Test Setup Photo 17 –Back Side at 1 mm**




**SAR Test Setup Photo 18 –Front Side at 1mm**



FCC ID ZNFQ720AM		SAR EVALUATION REPORT		Approved by: Quality Manager
Test Dates: 07/08/19 - 07/19/19	DUT Type: Portable Handset	APPENDIX F: Page 12 of 13		



**SAR Test Setup Photo 19 –Bottom Edge at 3 mm**



**SAR Test Setup Photo 20 - Horizontal and Vertical Reference Lines**

FCC ID ZNFQ720AM		SAR EVALUATION REPORT		Approved by: Quality Manager
Test Dates: 07/08/19 - 07/19/19	DUT Type: Portable Handset			APPENDIX F: Page 13 of 13