


APPENDIX D: SAR TEST SETUP PHOTOGRAPHS

FCC ID: ZNFP940	 PCTEST ENGINEERING LABORATORY, INC.	SAR COMPLIANCE REPORT	 LG	Reviewed by: Quality Manager
Test Dates: 10/17/11 - 10/19/11	EUT Type: Portable Handset			Page i of vii




SAR Test Setup Photo 1 – Right Touch




SAR Test Setup Photo 2 – Right Tilt

FCC ID: ZNFP940		SAR COMPLIANCE REPORT		Reviewed by: Quality Manager
Test Dates: 10/17/11 - 10/19/11	EUT Type: Portable Handset			Page ii of vii



SAR Test Setup Photo 3 – Left Touch



SAR Test Setup Photo 4 – Left Tilt

FCC ID: ZNFP940		SAR COMPLIANCE REPORT		Reviewed by: Quality Manager
Test Dates: 10/17/11 - 10/19/11	EUT Type: Portable Handset			Page iii of vii



SAR Test Setup Photo 5 – Back at 1.0 cm



SAR Test Setup Photo 6 – Front at 1.0 cm

FCC ID: ZNFP940		SAR COMPLIANCE REPORT		Reviewed by: Quality Manager
Test Dates: 10/17/11 - 10/19/11	EUT Type: Portable Handset	Page iv of vii		



SAR Test Setup Photo 7 – Top at 1.0 cm



SAR Test Setup Photo 8 – Bottom at 1.0 cm


FCC ID: ZNFP940		SAR COMPLIANCE REPORT		Reviewed by: Quality Manager
Test Dates: 10/17/11 - 10/19/11	EUT Type: Portable Handset			Page v of vii




SAR Test Setup Photo 9 – Right at 1.0 cm




SAR Test Setup Photo 10 – Left at 1.0 cm

FCC ID: ZNFP940		SAR COMPLIANCE REPORT		Reviewed by: Quality Manager
Test Dates: 10/17/11 - 10/19/11	EUT Type: Portable Handset			Page vi of vii



SAR Test Setup Photo 11 – Body Worn Back at 1.0 cm

Note: Headset Cable is connected to the device during body-worn SAR assessment, as seen above.

FCC ID: ZNFP940		SAR COMPLIANCE REPORT		Reviewed by: Quality Manager
Test Dates: 10/17/11 - 10/19/11	EUT Type: Portable Handset			Page vii of vii