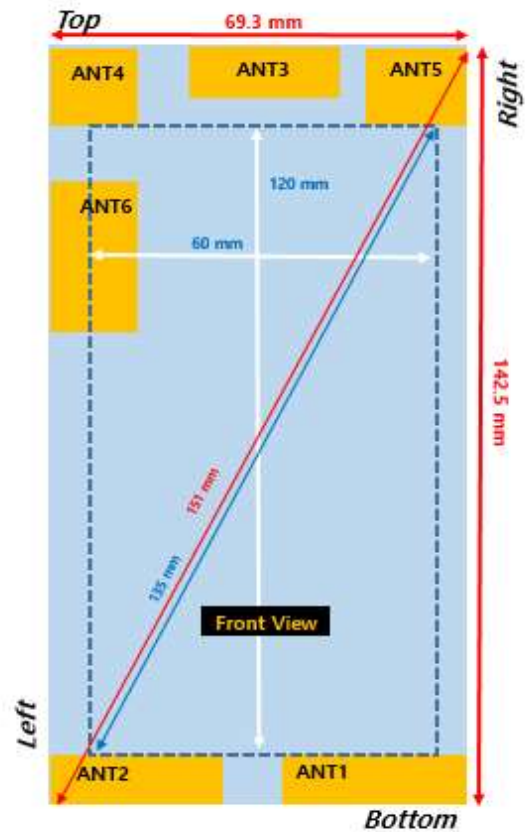
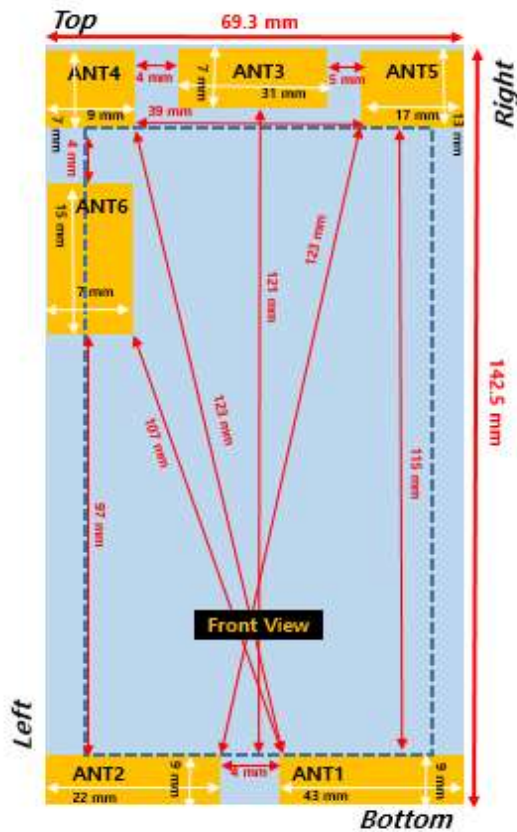



## Antenna and Device Information




Antenna	Mode	Band
ANT1	Main LB	LTE B5/8/28 W5/8 GSM850/EGSM – TX,RX
ANT2	Main MB/HB	LTE B1/3/7/38/40/41 W1/2 DCS/PCS – TX,RX
ANT3	LB/HB MRD	LTE B5/7/8/28/38/40/41 W5/8 GSM850/EGSM– RX
ANT4	MB MRD	LTE B1/3 W1/2 DCS/PCS – RX
ANT5	GPS	GPS
ANT6	BT/WIFI	2.4G

## SAR Test Setup Photographs

■ Test Setup Photo (Left All)



■ Test Setup Photo (Left Touch/Tilt)



■ Test Setup Photo (Right All)



■ Test Setup Photo (Right Touch/Tilt)




■ Test Setup Photo (Body All)






■ **Test Setup Photo (Rear)**



**[Distance of 1.0 cm from the EUT]**

■ **Test Setup Photo (Front)**



**[Distance of 1.0 cm from the EUT]**

■ Setup Photo (Left)



[Distance of 1.0 cm from the EUT]

■ Setup Photo (Right)



[Distance of 1.0 cm from the EUT]

■ **Setup Photo (Top)**



**[Distance of 1.0 cm from the EUT]**

■ **Setup Photo (Bottom)**



**[Distance of 1.0 cm from the EUT]**