

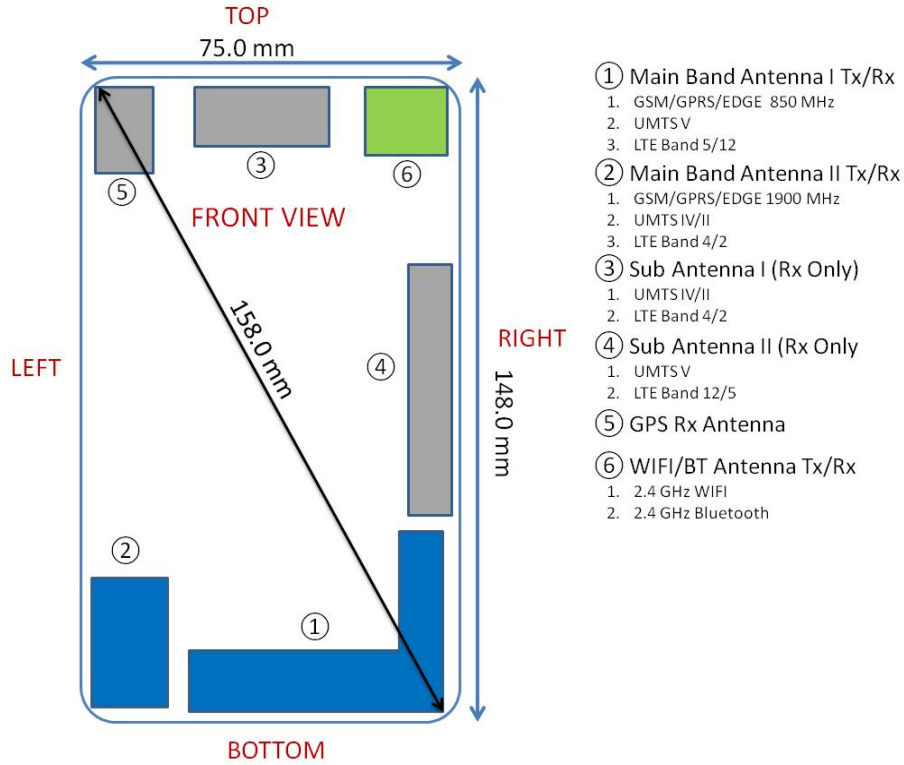


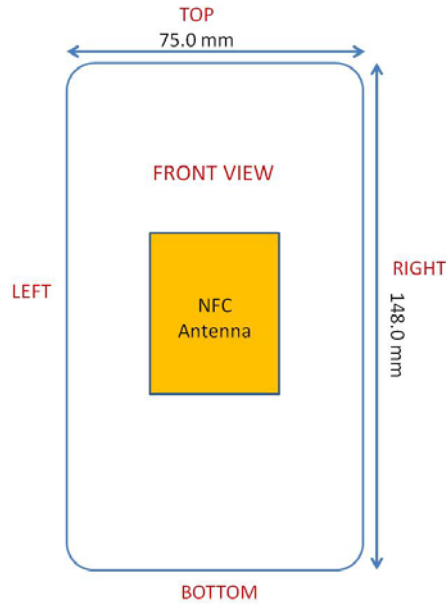
APPENDIX F: DUT ANTENNA DIAGRAM & SAR TEST SETUP PHOTOGRAPHS

FCC ID: ZNFM255		SAR EVALUATION REPORT		Approved by: Quality Manager
Test Dates: 03/02/17 - 03/15/17	DUT Type: Portable Handset			APPENDIX F: Page 1 of 8





Note: Exact antenna dimensions and separation distances are shown in the Technical Descriptions in the FCC Filing.

**Figure F-1
DUT Antenna Locations**



**Figure F-2
NFC Antenna Locations**



FCC ID: ZNFM255		SAR EVALUATION REPORT		Approved by: Quality Manager
Test Dates: 03/02/17 - 03/15/17	DUT Type: Portable Handset			APPENDIX F: Page 2 of 8




SAR Test Setup Photo 1: Right Cheek



SAR Test Setup Photo 2: Right Tilt



FCC ID: ZNFM255	 <small>ENGINEERING LABORATORY, INC.</small>	SAR EVALUATION REPORT	 Approved by: Quality Manager
Test Dates: 03/02/17 - 03/15/17	DUT Type: Portable Handset	APPENDIX F: Page 3 of 8	



SAR Test Setup Photo 3: Left Cheek



SAR Test Setup Photo 4: Left Tilt



FCC ID: ZNFM255	 <small>ENGINEERING LABORATORY, INC.</small>	SAR EVALUATION REPORT		Approved by: Quality Manager
Test Dates: 03/02/17 - 03/15/17	DUT Type: Portable Handset			APPENDIX F: Page 4 of 8



SAR Test Setup Photo 5: Back Side at 1.0 cm



SAR Test Setup Photo 6: Front Side at 1.0 cm



FCC ID: ZNFM255	 <small>ENGINEERING LABORATORY, INC.</small>	SAR EVALUATION REPORT	 Approved by: Quality Manager
Test Dates: 03/02/17 - 03/15/17	DUT Type: Portable Handset	APPENDIX F: Page 5 of 8	



SAR Test Setup Photo 7: Top Edge at 1.0 cm



SAR Test Setup Photo 8: Bottom Edge at 1.0 cm



FCC ID: ZNFM255	 <small>ENGINEERING LABORATORY, INC.</small>	SAR EVALUATION REPORT	 Approved by: Quality Manager
Test Dates: 03/02/17 - 03/15/17	DUT Type: Portable Handset		APPENDIX F: Page 6 of 8




SAR Test Setup Photo 9: Right Edge at 1.0 cm





SAR Test Setup Photo 10: Left Edge at 1.0 cm

FCC ID: ZNFM255		SAR EVALUATION REPORT	 Approved by: Quality Manager
Test Dates: 03/02/17 - 03/15/17	DUT Type: Portable Handset	APPENDIX F: Page 7 of 8	



SAR Test Setup Photo 11: Vertical and Horizontal Reference Lines

FCC ID: ZNFM255	 SAR EVALUATION REPORT 	Approved by: Quality Manager
Test Dates: 03/02/17 - 03/15/17	DUT Type: Portable Handset	APPENDIX F: Page 8 of 8