

**MEASUREMENT REPORT
FCC Part 22, 24, & 27 LTE****Applicant Name:**

LG Electronics MobileComm U.S.A
1000 Sylvan Avenue
Englewood Cliffs, NJ 07632
United States

Date of Testing:

7/24 - 8/7/2017

Test Site/Location:

PCTEST Lab., Columbia, MD, USA

Test Report Serial No.:

1M1707240228-05-R1.ZNF

FCC ID : ZNFLK460**APPLICANT: LG ELECTRONICS MOBILECOMM U.S.A****Application Type:**

Certification

Models:

LG-LK460

Additional Model(s):

LGLK460, LK460

FCC Classification:

PCS Licensed Transmitter (PCB)

FCC Rule Part(s):

§2; §22; §24; §27

Test Procedure(s):

ANSI/TIA-603-D-2010, KDB 971168 D01 v02r02

EUT Type:

Portable Tablet

Test Device Serial No.:

identical prototype [S/N: 02045, 01953]

This equipment has been shown to be capable of compliance with the applicable technical standards as indicated in the measurement report and was tested in accordance with the measurement procedures specified in §2.947. Test results reported herein relate only to the item(s) tested.

Note: This revised test report (1M1707240228-05-R1.ZNF) supersedes and replaces the previously issued test report on the same subject device for the same type of testing as indicated. Please discard or destroy the previously issued test report(s) accordingly

I attest to the accuracy of data. All measurements reported herein were performed by me or were made under my supervision and are correct to the best of my knowledge and belief. I assume full responsibility for the completeness of these measurements and vouch for the qualifications of all persons taking them.



Randy Ortanez
President







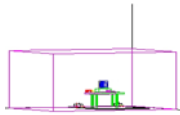
FCC ID: ZNFLK460		FCC Pt. 22, 24, & 27 LTE MEASUREMENT REPORT (CERTIFICATION)		Approved by: Quality Manager
Test Report S/N: 1M1707240228-05-R1.ZNF	Test Dates: 7/24 - 8/7/2017	EUT Type: Portable Tablet		Page 1 of 151

TABLE OF CONTENTS

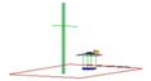
FCC PART 22, 24, & 27 MEASUREMENT REPORT	3
1.0 INTRODUCTION	5
1.1 Scope	5
1.2 Testing Facility	5
2.0 PRODUCT INFORMATION	6
2.1 Equipment Description	6
2.2 Device Capabilities	6
2.3 Test Configuration	6
2.4 EMI Suppression Device(s)/Modifications	6
3.0 DESCRIPTION OF TESTS	7
3.1 Measurement Procedure	7
3.2 Block A Frequency Range	7
3.3 Cellular - Base Frequency Blocks	7
3.4 Cellular - Mobile Frequency Blocks	7
3.5 PCS - Base Frequency Blocks	8
3.6 PCS - Mobile Frequency Blocks	8
3.7 AWS - Base Frequency Blocks	8
3.8 AWS - Mobile Frequency Blocks	9
3.9 BRS/EBS Frequency Block	9
3.10 Radiated Power and Radiated Spurious Emissions	10
4.0 MEASUREMENT UNCERTAINTY	11
5.0 TEST EQUIPMENT CALIBRATION DATA	12
6.0 SAMPLE CALCULATIONS	13
7.0 TEST RESULTS	14
7.1 Summary	14
7.2 Occupied Bandwidth	15
7.3 Spurious and Harmonic Emissions at Antenna Terminal	42
7.4 Band Edge Emissions at Antenna Terminal	67
7.5 Peak-Average Ratio	113
7.6 Radiated Power (ERP/EIRP)	120
7.7 Radiated Spurious Emissions Measurements	128
7.8 Frequency Stability / Temperature Variation	140
8.0 CONCLUSION	151

FCC ID: ZNFK460		FCC Pt. 22, 24, & 27 LTE MEASUREMENT REPORT (CERTIFICATION)		Approved by: Quality Manager
Test Report S/N: 1M1707240228-05-R1.ZNF	Test Dates: 7/24 - 8/7/2017	EUT Type: Portable Tablet	Page 2 of 151	



MEASUREMENT REPORT

FCC Part 22, 24, & 27



§2.1033 General Information



APPLICANT: LG Electronics MobileComm U.S.A
APPLICANT ADDRESS: 1000 Sylvan Avenue
 Englewood Cliffs, NJ 07632, United States
TEST SITE: PCTEST ENGINEERING LABORATORY, INC.
TEST SITE ADDRESS: 7185 Oakland Mills Road, Columbia, MD 21045 USA
FCC RULE PART(S): §2; §22; §24; §27
BASE MODEL: LG-LK460
FCC ID: ZNFLK460
FCC CLASSIFICATION: PCS Licensed Transmitter (PCB)
FREQUENCY TOLERANCE: $\pm 0.00025\%$ (2.5 ppm)
Test Device Serial No.: 02045, 01953 ☐ Production ☒ Pre-Production ☐ Engineering
DATE(S) OF TEST: 7/24 - 8/7/2017
TEST REPORT S/N: 1M1707240228-05-R1.ZNF

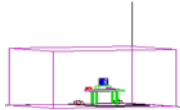
Test Facility / Accreditations

Measurements were performed at PCTEST Engineering Lab located in Columbia, MD 21046, U.S.A.



- PCTEST facility is an FCC registered (PCTEST Reg. No. 159966) test facility with the site description report on file and has met all the requirements specified in Section 2.948 of the FCC Rules and Industry Canada (2451B-1).
- PCTEST Lab is accredited to ISO 17025 by U.S. National Institute of Standards and Technology (NIST) under the National Voluntary Laboratory Accreditation Program (NVLAP Lab code: 100431-0) in EMC, FCC and Telecommunications.
- PCTEST Lab is accredited to ISO 17025-2005 by the American Association for Laboratory Accreditation (A2LA) in Specific Absorption Rate (SAR) testing, Hearing Aid Compatibility (HAC) testing, CTIA Test Plans, and wireless testing for FCC and Industry Canada Rules.
- PCTEST Lab is a recognized U.S. Conformity Assessment Body (CAB) in EMC and R&TTE (n.b. 0982) under the U.S.-EU Mutual Recognition Agreement (MRA).
- PCTEST TCB is a Telecommunication Certification Body (TCB) accredited to ISO/IEC Guide 65 by the American National Standards Institute (ANSI) in all scopes of FCC Rules and Industry Canada Standards (RSS).
- PCTEST facility is an IC registered (2451B-1) test laboratory with the site description on file at Industry Canada.
- PCTEST is a CTIA Authorized Test Laboratory (CATL) for AMPS, CDMA, and EvDO wireless devices and for Over-the-Air (OTA) Antenna Performance testing for AMPS, CDMA, GSM, GPRS, EGPRS, UMTS (W-CDMA), CDMA 1xEVDO, and CDMA 1xRTT.

FCC ID: ZNFLK460	 FCC Pt. 22, 24, & 27 LTE MEASUREMENT REPORT (CERTIFICATION) 		Approved by: Quality Manager
Test Report S/N: 1M1707240228-05-R1.ZNF	Test Dates: 7/24 - 8/7/2017	EUT Type: Portable Tablet	Page 3 of 151





MEASUREMENT REPORT

FCC Part 22, 24, & 27



Mode	FCC Rule Part	Tx Frequency (MHz)	ERP/EIRP		Emission Designator	Modulation
			Max. Power (W)	Max. Power (dBm)		
LTE Band 12	27	699.7 - 715.3	0.056	17.48	1M10G7D	QPSK
LTE Band 12	27	699.7 - 715.3	0.047	16.69	1M11W7D	16QAM
LTE Band 12	27	700.5 - 714.5	0.056	17.51	2M71G7D	QPSK
LTE Band 12	27	700.5 - 714.5	0.046	16.61	2M71W7D	16QAM
LTE Band 12	27	701.5 - 713.5	0.055	17.42	4M59G7D	QPSK
LTE Band 12	27	701.5 - 713.5	0.046	16.64	4M55W7D	16QAM
LTE Band 12	27	704 - 711	0.049	16.86	9M08G7D	QPSK
LTE Band 12	27	704 - 711	0.039	15.89	9M07W7D	16QAM
LTE Band 5/26	22H	824.7 - 848.3	0.197	22.94	1M10G7D	QPSK
LTE Band 5/26	22H	824.7 - 848.3	0.155	21.91	1M11W7D	16QAM
LTE Band 5/26	22H	825.5 - 847.5	0.200	23.02	2M71G7D	QPSK
LTE Band 5/26	22H	825.5 - 847.5	0.163	22.13	2M72W7D	16QAM
LTE Band 5/26	22H	826.5 - 846.5	0.194	22.87	4M53G7D	QPSK
LTE Band 5/26	22H	826.5 - 846.5	0.164	22.14	4M54W7D	16QAM
LTE Band 5/26	22H	829 - 844	0.185	22.67	9M03G7D	QPSK
LTE Band 5/26	22H	829 - 844	0.149	21.73	9M01W7D	16QAM
LTE Band 26	22H	831.5 - 841.5	0.166	22.21	13M5G7D	QPSK
LTE Band 26	22H	831.5 - 841.5	0.144	21.57	13M5W7D	16QAM
LTE Band 4	27	1710.7 - 1754.3	0.222	23.46	1M11G7D	QPSK
LTE Band 4	27	1710.7 - 1754.3	0.184	22.66	1M11W7D	16QAM
LTE Band 4	27	1711.5 - 1753.5	0.242	23.83	2M72G7D	QPSK
LTE Band 4	27	1711.5 - 1753.5	0.184	22.64	2M72W7D	16QAM
LTE Band 4	27	1712.5 - 1752.5	0.205	23.11	4M60G7D	QPSK
LTE Band 4	27	1712.5 - 1752.5	0.167	22.22	4M55W7D	16QAM
LTE Band 4	27	1715 - 1750	0.225	23.53	9M07G7D	QPSK
LTE Band 4	27	1715 - 1750	0.165	22.18	9M05W7D	16QAM
LTE Band 4	27	1717.5 - 1747.5	0.220	23.43	13M6G7D	QPSK
LTE Band 4	27	1717.5 - 1747.5	0.136	21.33	13M6W7D	16QAM
LTE Band 4	27	1720 - 1745	0.220	23.43	18M1G7D	QPSK
LTE Band 4	27	1720 - 1745	0.184	22.66	18M1W7D	16QAM
LTE Band 2/25	24E	1850.7 - 1914.3	0.398	26.00	1M10G7D	QPSK
LTE Band 2/25	24E	1850.7 - 1914.3	0.332	25.22	1M11W7D	16QAM
LTE Band 2/25	24E	1851.5 - 1913.5	0.411	26.14	2M71G7D	QPSK
LTE Band 2/25	24E	1851.5 - 1913.5	0.338	25.29	2M72W7D	16QAM
LTE Band 2/25	24E	1852.5 - 1912.5	0.422	26.25	4M58G7D	QPSK
LTE Band 2/25	24E	1852.5 - 1912.5	0.325	25.12	4M53W7D	16QAM
LTE Band 2/25	24E	1855 - 1910	0.393	25.94	9M03G7D	QPSK
LTE Band 2/25	24E	1855 - 1910	0.323	25.09	9M03W7D	16QAM
LTE Band 2/25	24E	1857.5 - 1907.5	0.401	26.03	13M5G7D	QPSK
LTE Band 2/25	24E	1857.5 - 1907.5	0.387	25.87	13M5W7D	16QAM
LTE Band 2/25	24E	1860 - 1905	0.431	26.34	18M0G7D	QPSK
LTE Band 2/25	24E	1860 - 1905	0.334	25.24	18M0W7D	16QAM
LTE Band 41	27	2498.5 - 2687.5	0.179	22.52	4M53G7D	QPSK
LTE Band 41	27	2498.5 - 2687.5	0.115	20.62	4M49W7D	16QAM
LTE Band 41	27	2501 - 2685	0.226	23.54	9M00G7D	QPSK
LTE Band 41	27	2501 - 2685	0.150	21.75	9M00W7D	16QAM
LTE Band 41	27	2503.5 - 2682.5	0.279	24.46	13M5G7D	QPSK
LTE Band 41	27	2503.5 - 2682.5	0.238	23.76	13M5W7D	16QAM
LTE Band 41	27	2506 - 2680	0.334	25.23	18M0G7D	QPSK
LTE Band 41	27	2506 - 2680	0.161	22.06	18M0W7D	16QAM

EUT Overview

FCC ID: ZNFK460	 FCC Pt. 22, 24, & 27 LTE MEASUREMENT REPORT (CERTIFICATION) 		Approved by: Quality Manager
Test Report S/N: 1M1707240228-05-R1.ZNF	Test Dates: 7/24 - 8/7/2017	EUT Type: Portable Tablet	Page 4 of 151

1.0 INTRODUCTION

1.1 Scope

Measurement and determination of electromagnetic emissions (EME) of radio frequency devices including intentional and/or unintentional radiators for compliance with the technical rules and regulations of the Federal Communications Commission and the Industry Canada Certification and Engineering Bureau.

1.2 Testing Facility

The map below shows the location of the PCTEST LABORATORY, its proximity to the FCC Laboratory, the Columbia vicinity, the Baltimore-Washington International (BWI) airport, the city of Baltimore and the Washington, DC area. (See Figure 1-1).

These measurement tests were conducted at the PCTEST Engineering Laboratory, Inc. facility located at 7185 Oakland Mills Road, Columbia, MD 21046. The site coordinates are 39° 10'23" N latitude and 76° 49'50" W longitude. The facility is 0.4 miles North of the FCC laboratory, and the ambient signal and ambient signal strength are approximately equal to those of the FCC laboratory. The detailed description of the measurement facility was found to be in compliance with the requirements of § 2.948 according to ANSI C63.4-2014 on January 22, 2015.

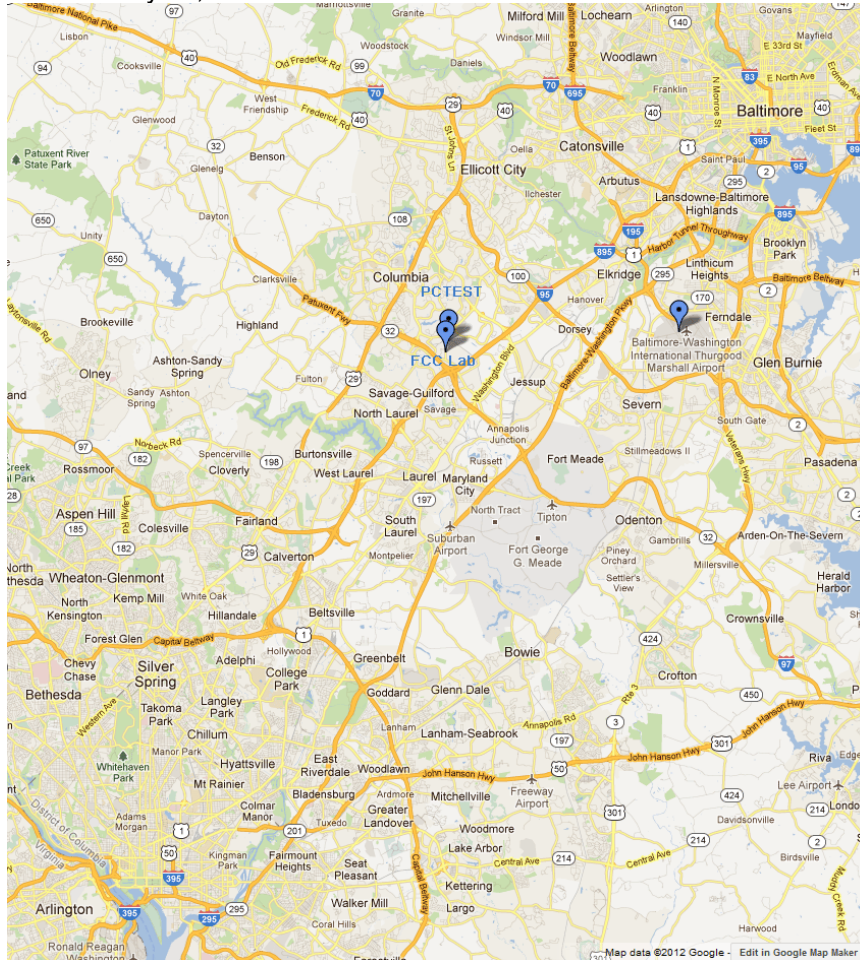




Figure 1-1. Map of the Greater Baltimore and Metropolitan Washington, D.C. area

FCC ID: ZNFK460	 FCC Pt. 22, 24, & 27 LTE MEASUREMENT REPORT (CERTIFICATION) 		Approved by: Quality Manager
Test Report S/N: 1M1707240228-05-R1.ZNF	Test Dates: 7/24 - 8/7/2017	EUT Type: Portable Tablet	Page 5 of 151

2.0 PRODUCT INFORMATION

2.1 Equipment Description

The Equipment Under Test (EUT) is the **LG Portable Tablet FCC ID: ZNFLK460**. The test data contained in this report pertains only to the emissions due to the EUT's LTE function.

2.2 Device Capabilities

This device contains the following capabilities:

850/1900 CDMA/EvDO Rev0/A, 1x Advanced (BC0, BC1, BC10), Multi-band LTE, 802.11b/g/n WLAN, Bluetooth (1x, EDR, LE)

LTE Band 26 (814.7 – 849 MHz) overlaps the entire frequency range of LTE Band 5 (824 – 849 MHz). Therefore, test data provided in this report covers Band 5 and the portion of Band 26 subject to Part 22.



LTE Band 25 (1850 - 1915 MHz) overlaps the entire frequency range of LTE Band 2 (1850 - 1910 MHz). Therefore, test data provided in this report covers Band 2 as well as Band 25.

2.3 Test Configuration

The EUT was tested per the guidance of ANSI/TIA-603-D-2010 and KDB 971168 D01 v02r02. See Section 7.0 of this test report for a description of the radiated and antenna port conducted emissions tests.

2.4 EMI Suppression Device(s)/Modifications

No EMI suppression device(s) were added and no modifications were made during testing.

FCC ID: ZNFLK460		FCC Pt. 22, 24, & 27 LTE MEASUREMENT REPORT (CERTIFICATION)		Approved by: Quality Manager
Test Report S/N: 1M1707240228-05- R1.ZNF	Test Dates: 7/24 - 8/7/2017	EUT Type: Portable Tablet		Page 6 of 151

3.0 DESCRIPTION OF TESTS

3.1 Measurement Procedure

The measurement procedures described in the document titled “Land Mobile FM or PM – Communications Equipment – Measurements and Performance Standards” (ANSI/TIA-603-D-2010) and “Procedures for Compliance Measurement of the Fundamental Emission Power of Licensed Wideband (> 1 MHz) Digital Transmission Systems” (KDB 971168 D01 v02r02) were used in the measurement of the EUT.

3.2 Block A Frequency Range

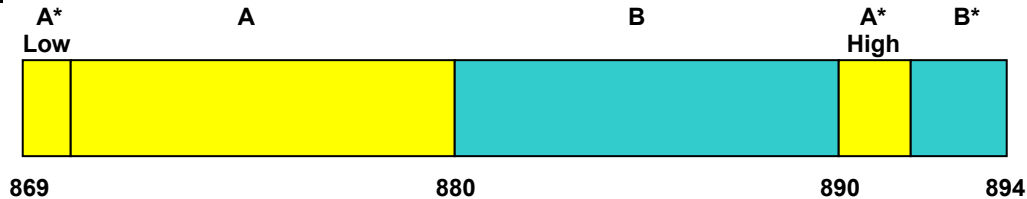
§27.5(c)

698-746 MHz band. The following frequencies are available for licensing pursuant to this part in the 698-746 MHz band: (1) Three paired channel blocks of 12 megahertz each are available for assignment as follows:

Block A: 698-704 MHz and 728-734 MHz;
Block B: 704-710 MHz and 734-740 MHz; and
Block C: 710-716 MHz and 740-746 MHz.

3.3 Cellular - Base Frequency Blocks

§22.905

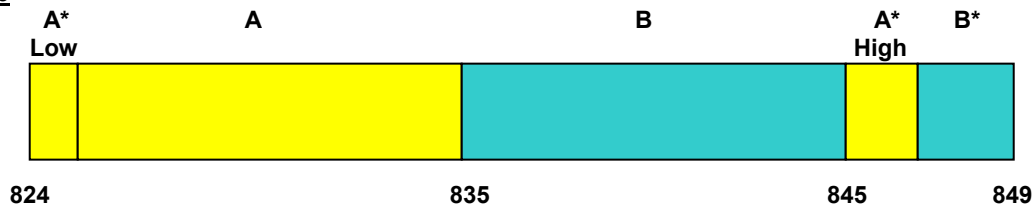


BLOCK 1: 869 – 880 MHz (A* Low + A)
BLOCK 2: 880 – 890 MHz (B)

BLOCK 3: 890 – 891.5 MHz (A* High)
BLOCK 4: 891.5 – 894 MHz (B*)



3.4 Cellular - Mobile Frequency Blocks

§22.905



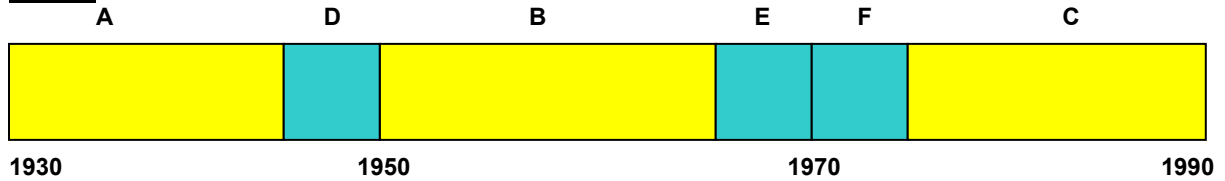
BLOCK 1: 824 – 835 MHz (A* Low + A)
BLOCK 2: 835 – 845 MHz (B)

BLOCK 3: 845 – 846.5 MHz (A* High)
BLOCK 4: 846.5 – 849 MHz (B*)

FCC ID: ZNFK460		FCC Pt. 22, 24, & 27 LTE MEASUREMENT REPORT (CERTIFICATION)		Approved by: Quality Manager
Test Report S/N: 1M1707240228-05- R1.ZNF	Test Dates: 7/24 - 8/7/2017	EUT Type: Portable Tablet		Page 7 of 151

3.5 PCS - Base Frequency Blocks

§24.229

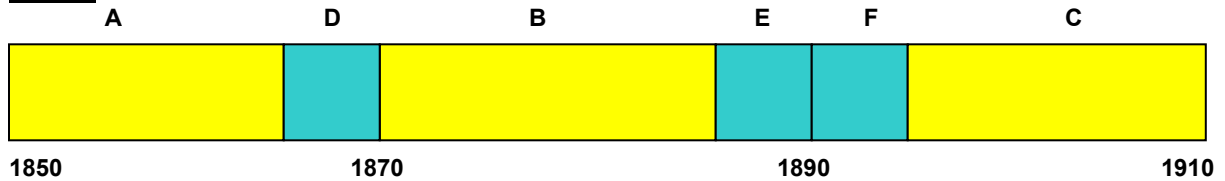


BLOCK 1: 1930 – 1945 MHz (A)
BLOCK 2: 1945 – 1950 MHz (D)
BLOCK 3: 1950 – 1965 MHz (B)

BLOCK 4: 1965 – 1970 MHz (E)
BLOCK 5: 1970 – 1975 MHz (F)
BLOCK 6: 1975 – 1990 MHz (C)

3.6 PCS - Mobile Frequency Blocks

§24.229

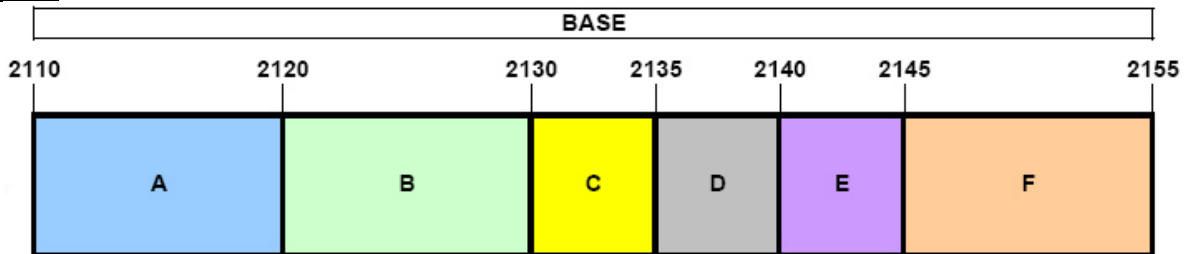


BLOCK 1: 1850 – 1865 MHz (A)
BLOCK 2: 1865 – 1870 MHz (D)
BLOCK 3: 1870 – 1885 MHz (B)

BLOCK 4: 1885 – 1890 MHz (E)
BLOCK 5: 1890 – 1895 MHz (F)
BLOCK 6: 1895 – 1910 MHz (C)



3.7 AWS - Base Frequency Blocks

§27.5(h)



BLOCK 1: 2110 – 2120 MHz (A)
BLOCK 2: 2120 – 2130 MHz (B)
BLOCK 3: 2130 – 2135 MHz (C)

BLOCK 4: 2135 – 2140 MHz (D)
BLOCK 5: 2140 – 2145 MHz (E)
BLOCK 6: 2145 – 2155 MHz (F)

FCC ID: ZNFK460		FCC Pt. 22, 24, & 27 LTE MEASUREMENT REPORT (CERTIFICATION)		Approved by: Quality Manager
Test Report S/N: 1M1707240228-05-R1.ZNF	Test Dates: 7/24 - 8/7/2017	EUT Type: Portable Tablet		Page 8 of 151

3.10 Radiated Power and Radiated Spurious Emissions

\$2.1053 \$22.913(a.2) \$22.917(a) \$24.232(c) \$24.238(a) \$27.50(c.10) \$27.50(d.4) \$27.53(g) \$27.53(h) \$27.53(m)

The radiated test facilities consisted of an indoor 3 meter semi-anechoic chamber used for final measurements and exploratory measurements, when necessary. The measurement area is contained within the semi-anechoic chamber which is shielded from any ambient interference. The test site inside the chamber is a 6m x 5.2m elliptical, obstruction-free area in accordance with Figure 5.7 of Clause 5 in ANSI C63.4-2014. Absorbers are arranged on the floor between the turn table and the antenna mast in such a way so as to maximize the reduction of reflections for measurements above 1GHz. For measurements below 1GHz, the absorbers are removed. A raised turntable is used for radiated measurement. The turn table is a continuously rotatable, remote-controlled, metallic turntable and 2 meters (6.56 ft.) in diameter. The turn table is flush with the raised floor of the chamber in order to maintain its function as a ground plane. A 72.4cm high PVC support structure is placed on top of the turntable. A 3" (~7.6cm) sheet of high density polystyrene is used as the table top and is placed on top of the PVC supports to bring the total height of the table to 80cm.



The equipment under test was transmitting while connected to its integral antenna and is placed on a turntable 3 meters from the receive antenna. The receive antenna height is adjusted between 1 and 4 meter height, the turntable is rotated through 360 degrees, and the EUT is manipulated through all orthogonal planes representative of its typical use to achieve the highest reading on the receive spectrum analyzer. Radiated power levels are also investigated with the receive antenna horizontally and vertically polarized. The maximized power level is recorded using the spectrum analyzer "Channel Power" function with the integration band set to the emissions' occupied bandwidth, a RMS detector, RBW = 100kHz, VBW = 300kHz, and a 1 second sweep time over a minimum of 10 sweeps, per the guidelines of KDB 971168 D01 v02r02.

Per the guidance of ANSI/TIA-603-D-2010, a half-wave dipole is then substituted in place of the EUT. For emissions above 1GHz, a horn antenna is substituted in place of the EUT. The substitute antenna is driven by a signal generator with the level of the signal generator being adjusted to obtain the same receive spectrum analyzer level previously recorded from the spurious emission from the EUT. The power of the emission is calculated using the following formula:

$$P_d \text{ [dBm]} = P_g \text{ [dBm]} - \text{cable loss [dB]} + \text{antenna gain [dBd/dBi]}$$

Where, P_d is the dipole equivalent power, P_g is the generator output into the substitution antenna, and the antenna gain is the gain of the substitute antenna used relative to either a half-wave dipole (dBd) or an isotropic source (dBi). The substitute level is equal to $P_g \text{ [dBm]} - \text{cable loss [dB]}$.



The calculated P_d levels are then compared to the absolute spurious emission limit of -13dBm which is equivalent to the required minimum attenuation of $43 + 10\log_{10}(\text{Power [Watts]})$. For Band the calculated P_d levels are compared to the absolute spurious emission limit of -25dBm which is equivalent to the required minimum attenuation of $55 + 10\log_{10}(\text{Power [Watts]})$.

FCC ID: ZNFLK460	 FCC Pt. 22, 24, & 27 LTE MEASUREMENT REPORT (CERTIFICATION) 		Approved by: Quality Manager
Test Report S/N: 1M1707240228-05-R1.ZNF	Test Dates: 7/24 - 8/7/2017	EUT Type: Portable Tablet	Page 10 of 151

4.0 MEASUREMENT UNCERTAINTY

The measurement uncertainties shown below were calculated in accordance with the requirements of ANSI C63.4-2014. All measurement uncertainty values are shown with a coverage factor of $k = 2$ to indicate a 95% level of confidence. The measurement uncertainty shown below meets or exceeds the U_{CISPR} measurement uncertainty values specified in CISPR 16-4-2 and, thus, can be compared directly to specified limits to determine compliance.

Contribution	Expanded Uncertainty (\pm dB)
Conducted Bench Top Measurements	1.13
Radiated Disturbance (<1GHz)	4.98
Radiated Disturbance (>1GHz)	5.07
Radiated Disturbance (>18GHz)	5.09

FCC ID: ZNFK460		FCC Pt. 22, 24, & 27 LTE MEASUREMENT REPORT (CERTIFICATION)		Approved by: Quality Manager
Test Report S/N: 1M1707240228-05-R1.ZNF	Test Dates: 7/24 - 8/7/2017	EUT Type: Portable Tablet		Page 11 of 151

5.0 TEST EQUIPMENT CALIBRATION DATA



Test Equipment Calibration is traceable to the National Institute of Standards and Technology (NIST). Measurements antennas used during testing were calibrated in accordance to the requirements of ANSI C63.5-2006.

Manufacturer	Model	Description	Cal Date	Cal Interval	Cal Due	Serial Number
-	RE1	Radiated Emissions Cable Set (UHF/EHF)	6/21/2017	Annual	6/21/2018	RE1
-	LTX3	Licensed Transmitter Cable Set	10/12/2016	Annual	10/12/2017	LTX3
Agilent	N9020A	MXA Signal Analyzer	10/28/2016	Annual	10/28/2017	US46470561
Com-Power	PAM-103	Pre-Amplifier (1-1000MHz)	6/21/2017	Annual	6/21/2018	441112
EMCO	3160-09	Small Horn (18 - 26.5GHz)	8/23/2016	Biennial	8/23/2018	135427
Espec	ESX-2CA	Environmental Chamber	4/11/2017	Annual	4/11/2018	17620
ETS Lindgren	3164-08	Quad Ridge Horn Antenna	4/26/2016	Biennial	4/26/2018	128337
Mini Circuits	TVA-11-422	RF Power Amp	N/A			QA1317001
Mini Circuits	PWR-SEN-4GHS	USB Power Sensor	3/24/2017	Annual	3/24/2018	11401010036
Mini-Circuits	SSG-4000HP	Synthesized Signal Generator	N/A			11403100002
PCTEST	-	EMC Switch System	6/21/2017	Annual	6/21/2018	NM2
Rohde & Schwarz	CMW500	Radio Communication Tester	N/A			112347
Rohde & Schwarz	ESU26	EMI Test Receiver (26.5GHz)	4/19/2017	Annual	4/19/2018	100342
Rohde & Schwarz	FSW67	Signal / Spectrum Analyzer	7/27/2016	Annual	7/27/2017	103200
Schwarzbeck	UHA 9105	Dipole Antenna (400 - 1GHz) Rx	3/30/2016	Biennial	3/30/2018	9105-2404
Sunol	DRH-118	Horn Antenna (1-18GHz)	7/30/2015	Biennial	7/30/2017	A050307
Sunol	JB5	Bi-Log Antenna (30M - 5GHz)	3/14/2016	Biennial	3/14/2018	A051107

Table 5-1. Test Equipment

Notes:

1. For equipment listed above that has a calibration date or calibration due date that falls within the test date range, care was taken to ensure that this equipment was used after the calibration date and before the calibration due date.
2. Equipment with a calibration date of "N/A" shown in this list was not used to make direct calibrated measurements.

FCC ID: ZNFK460	 FCC Pt. 22, 24, & 27 LTE MEASUREMENT REPORT (CERTIFICATION) 		Approved by: Quality Manager
Test Report S/N: 1M1707240228-05-R1.ZNF	Test Dates: 7/24 - 8/7/2017	EUT Type: Portable Tablet	Page 12 of 151

6.0 SAMPLE CALCULATIONS

Emission Designator

QPSK Modulation

Emission Designator = 8M62G7D

LTE BW = 8.62 MHz
 G = Phase Modulation
 7 = Quantized/Digital Info
 D = Data transmission, telemetry, telecommand

16QAM Modulation



Emission Designator = 8M45W7D

LTE BW = 8.45 MHz
 W = Amplitude/Angle Modulated
 7 = Quantized/Digital Info
 D = Data transmission, telemetry, telecommand

Spurious Radiated Emission – LTE Band

Example: Middle Channel LTE Mode 2nd Harmonic (1564 MHz)

The average spectrum analyzer reading at 3 meters with the EUT on the turntable was –81.0 dBm. The gain of the substituted antenna is 8.1 dBi. The signal generator connected to the substituted antenna terminals is adjusted to produce a reading of –81.0 dBm on the spectrum analyzer. The loss of the cable between the signal generator and the terminals of the substituted antenna is 2.0 dB at 1564 MHz. So 6.1 dB is added to the signal generator reading of –30.9 dBm yielding –24.80 dBm. The fundamental EIRP was 25.501 dBm so this harmonic was 25.501 dBm – (-24.80).

FCC ID: ZNFLK460		FCC Pt. 22, 24, & 27 LTE MEASUREMENT REPORT (CERTIFICATION)		Approved by: Quality Manager
Test Report S/N: 1M1707240228-05- R1.ZNF	Test Dates: 7/24 - 8/7/2017	EUT Type: Portable Tablet		Page 13 of 151

7.0 TEST RESULTS

7.1 Summary



Company Name: LG Electronics MobileComm U.S.A
 FCC ID: ZNFLK460
 FCC Classification: PCS Licensed Transmitter (PCB)
 Mode(s): LTE

FCC Part Section(s)	Test Description	Test Limit	Test Condition	Result	Reference
2.1049	Occupied Bandwidth	N/A	CONDUCTED	PASS	Section 7.2
2.1051 22.917(a) 24.238(a) 27.53(g) 27.53(h)	Out of Band Emissions	> 43 + 10log ₁₀ (P[Watts]) at Band Edge and for all out-of-band emissions		PASS	Section 7.3, 7.4
27.53(m)	Out of Band Emissions	> 43 + 10log ₁₀ (P[Watts]) at channel edges and > 55 + 10log ₁₀ (P[Watts]) at 5.5MHz away and beyond channel edges		PASS	Section 7.3, 7.4
24.232(d)	Peak-Average Ratio	< 13 dB		PASS	Section 7.5
2.1046	Transmitter Conducted Output Power	N/A		PASS	See RF Exposure Report
2.1055 22.355 24.235 27.54	Frequency Stability	< 2.5 ppm (Part 22) and fundamental emissions stay within authorized frequency block (Part 24, 27)		PASS	Section 7.8
22.913(a.2)	Effective Radiated Power (Band 5/26)	< 7 Watts max. ERP	RADIATED	PASS	Section 7.6
27.50(c.10)	Effective Radiated Power (Band 12)	< 3 Watts max. ERP		PASS	Section 7.6
24.232(c) 27.50(h.2)	Equivalent Isotropic Radiated Power (Band 2/25, 41)	< 2 Watts max. EIRP		PASS	Section 7.6
27.50(d.4)	Equivalent Isotropic Radiated Power (Band 4)	< 1 Watts max. EIRP		PASS	Section 7.6
2.1053 22.917(a) 24.238(a) 27.53(g) 27.53(h)	Undesirable Emissions	> 43 + 10log ₁₀ (P[Watts]) for all out-of-band emissions		PASS	Section 7.7
27.53(m)	Undesirable Emissions	> 43 + 10log ₁₀ (P[Watts]) at channel edges > 55 + 10log ₁₀ (P[Watts]) at 5.5MHz away and beyond channel edges		PASS	Section 7.7

Table 7-1. Summary of Test Results

Notes:

- 1) All modes of operation and data rates were investigated. The test results shown in the following sections represent the worst case emissions.
- 2) The analyzer plots (Sections 7.2, 7.3, 7.4, 7.5) were all taken with a correction table loaded into the analyzer. The correction table was used to account for the losses of the cables, directional couplers, and attenuators used as part of the system to maintain a link between the call box and the EUT at all frequencies of interest.
- 3) All antenna port conducted emissions testing was performed on a test bench with the antenna port of the EUT connected to the spectrum analyzer through calibrated cables, attenuators, and couplers.
- 4) For conducted spurious emissions, automated test software was used to measure emissions and capture the corresponding plots necessary to show compliance. The measurement software utilized is PCTEST "LTE Automation," Version 4.8.

FCC ID: ZNFLK460		FCC Pt. 22, 24, & 27 LTE MEASUREMENT REPORT (CERTIFICATION)		Approved by: Quality Manager
Test Report S/N: 1M1707240228-05-R1.ZNF	Test Dates: 7/24 - 8/7/2017	EUT Type: Portable Tablet	Page 14 of 151	

7.2 Occupied Bandwidth

§2.1049

Test Overview

The occupied bandwidth, that is the frequency bandwidth such that, below its lower and above its upper frequency limits, the mean powers radiated are each equal to 0.5 percent of the total mean power radiated by a given emission shall be measured. All modes of operation were investigated and the worst case configuration results are reported in this section.

Test Procedure Used

KDB 971168 D01 v02r02 – Section 4.2

Test Settings

1. The signal analyzer's automatic bandwidth measurement capability was used to perform the 99% occupied bandwidth and the 26dB bandwidth. The bandwidth measurement was not influenced by any intermediate power nulls in the fundamental emission.
2. RBW = 1 – 5% of the expected OBW
3. VBW $\geq 3 \times$ RBW
4. Detector = Peak
5. Trace mode = max hold
6. Sweep = auto couple
7. The trace was allowed to stabilize
8. If necessary, steps 2 – 7 were repeated after changing the RBW such that it would be within 1 – 5% of the 99% occupied bandwidth observed in Step 7

Test Setup

The EUT and measurement equipment were set up as shown in the diagram below.

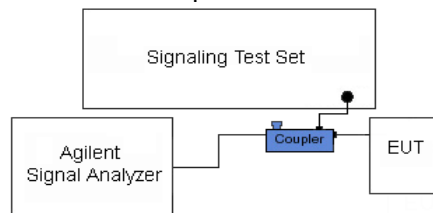


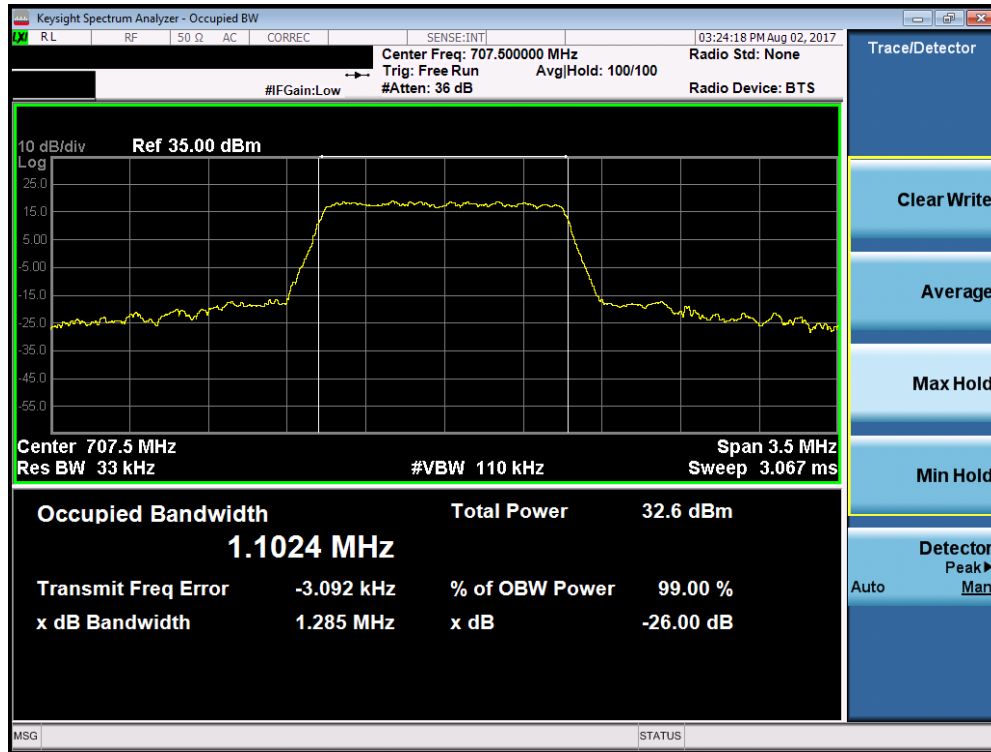


Figure 7-1. Test Instrument & Measurement Setup

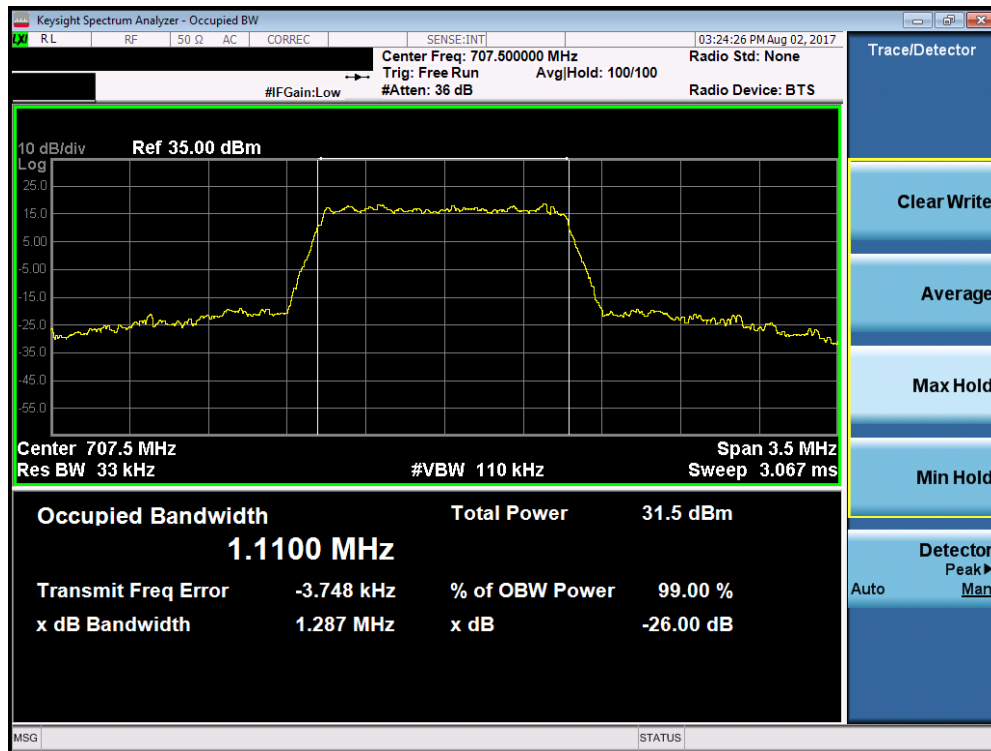
Test Notes

None.

FCC ID: ZNFK460		FCC Pt. 22, 24, & 27 LTE MEASUREMENT REPORT (CERTIFICATION)		Approved by: Quality Manager
Test Report S/N: 1M1707240228-05- R1.ZNF	Test Dates: 7/24 - 8/7/2017	EUT Type: Portable Tablet		Page 15 of 151

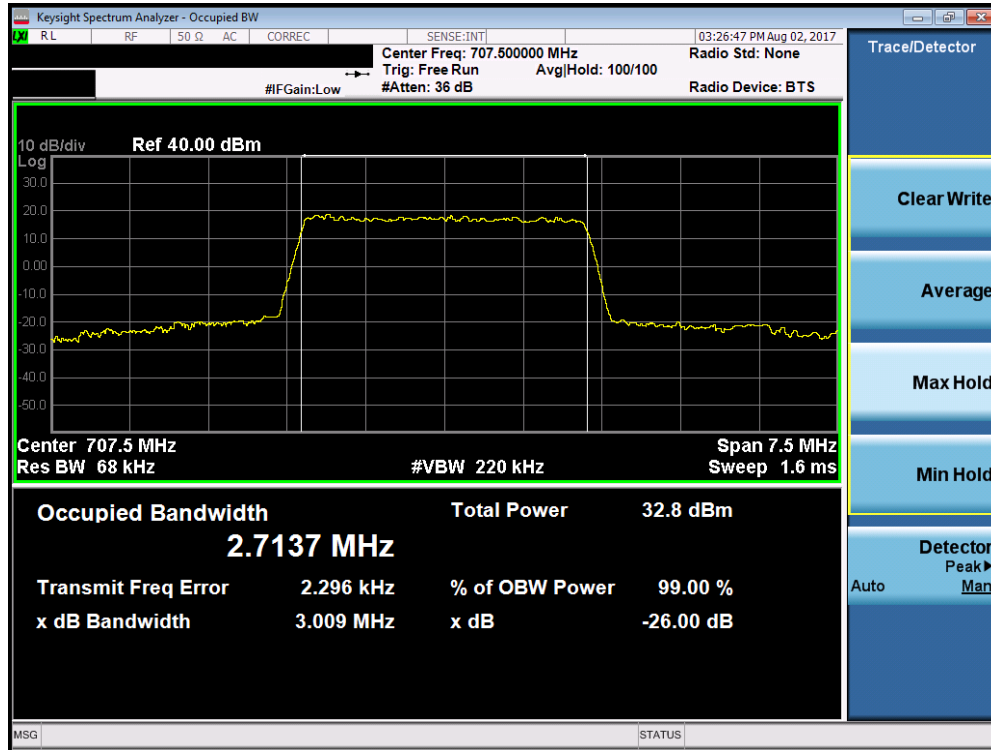


Plot 7-1. Occupied Bandwidth Plot (Band 12 – 1.4MHz QPSK – RB Size 6)

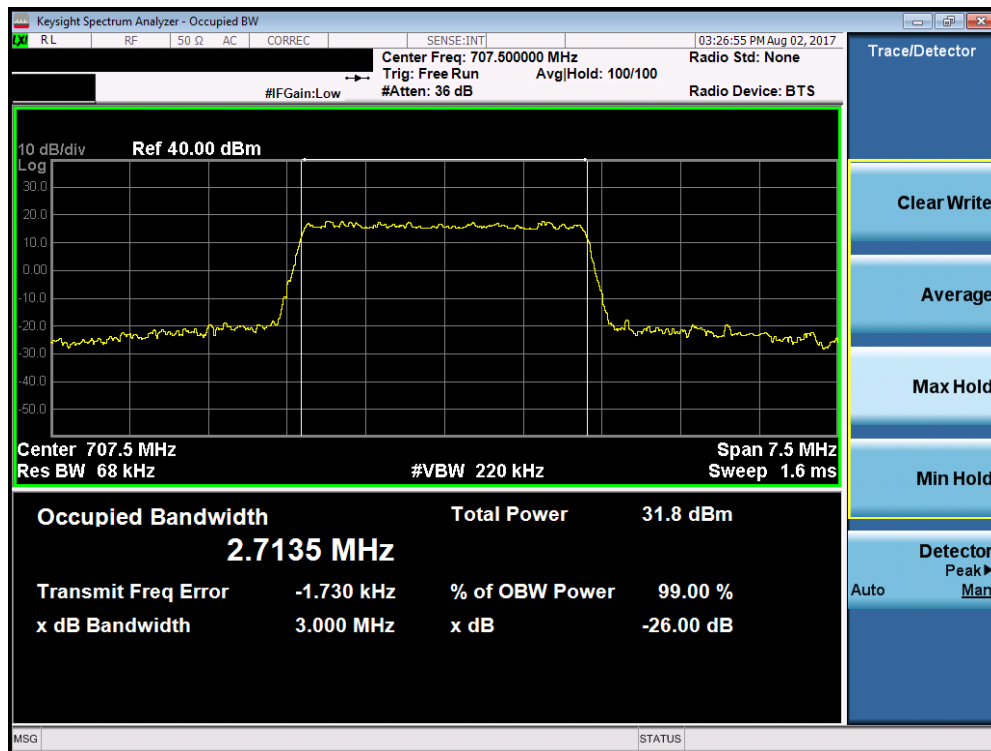


Plot 7-2. Occupied Bandwidth Plot (Band 12 – 1.4MHz 16-QAM – RB Size 6)

FCC ID: ZNFLK460			FCC Pt. 22, 24, & 27 LTE MEASUREMENT REPORT (CERTIFICATION)		Approved by: Quality Manager
Test Report S/N: 1M1707240228-05-R1.ZNF	Test Dates: 7/24 - 8/7/2017	EUT Type: Portable Tablet			Page 16 of 151



Plot 7-3. Occupied Bandwidth Plot (Band 12 – 3.0MHz QPSK – RB Size 15)

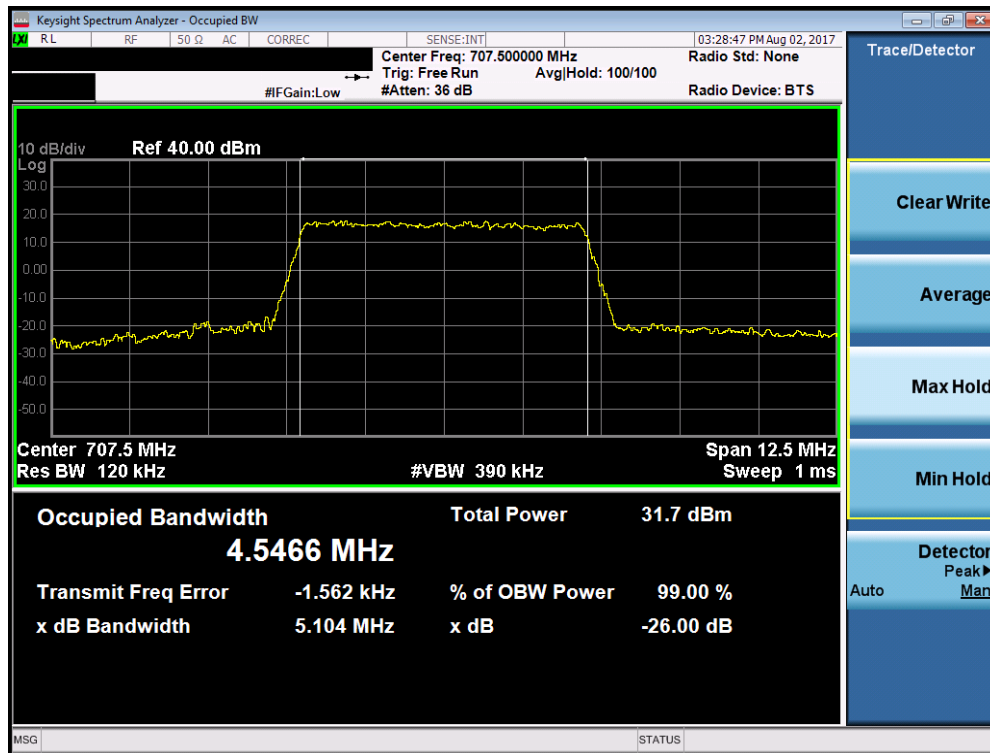


Plot 7-4. Occupied Bandwidth Plot (Band 12 – 3.0MHz 16-QAM – RB Size 15)

FCC ID: ZNFK460	PCTEST ENGINEERING LABORATORY, INC.	FCC Pt. 22, 24, & 27 LTE MEASUREMENT REPORT (CERTIFICATION)	LG	Approved by: Quality Manager
Test Report S/N: 1M1707240228-05-R1.ZNF	Test Dates: 7/24 - 8/7/2017	EUT Type: Portable Tablet		Page 17 of 151

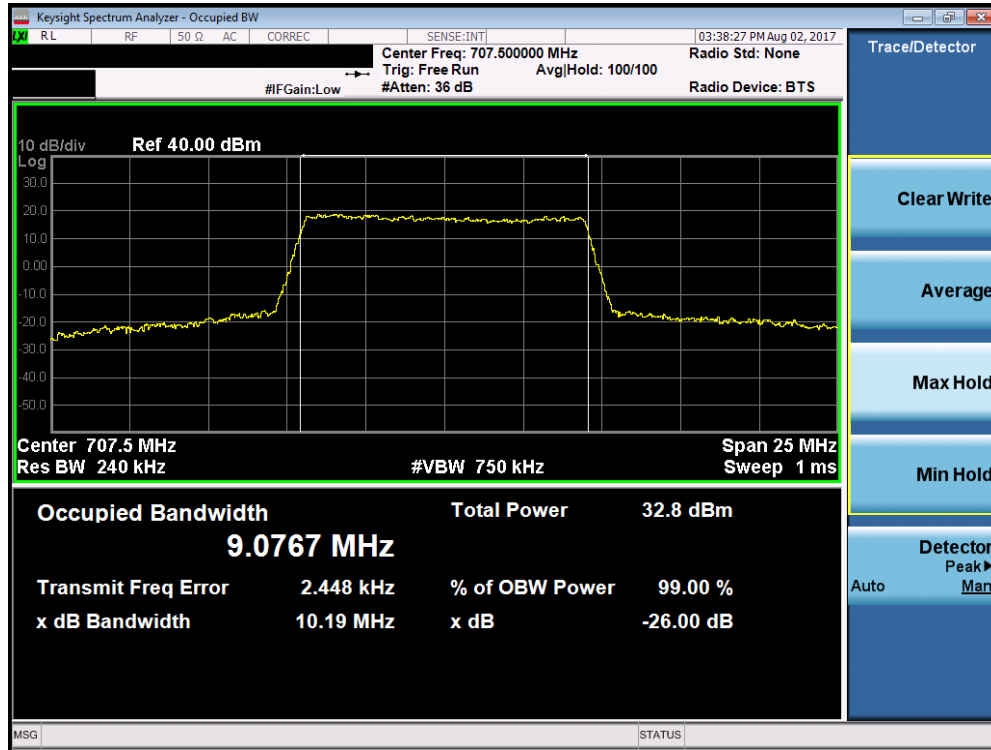


Plot 7-5. Occupied Bandwidth Plot (Band 12 – 5.0MHz QPSK – RB Size 25)

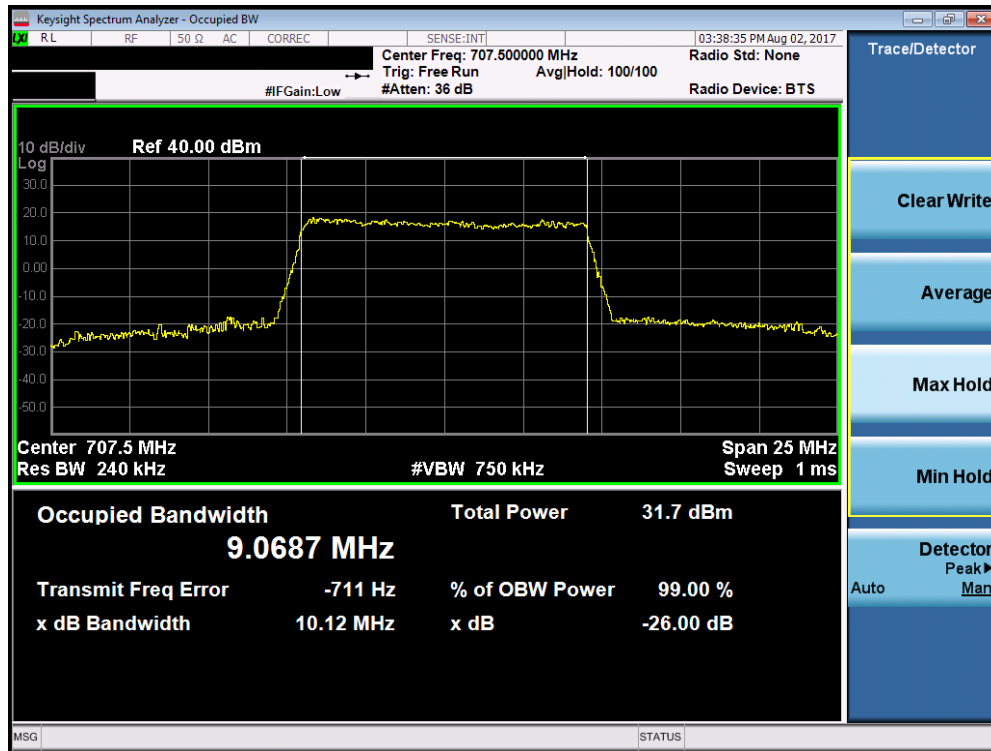


Plot 7-6. Occupied Bandwidth Plot (Band 12 – 5.0MHz 16-QAM – RB Size 25)

FCC ID: ZNFLK460	PCTEST ENGINEERING LABORATORY, INC.	FCC Pt. 22, 24, & 27 LTE MEASUREMENT REPORT (CERTIFICATION)	LG	Approved by: Quality Manager
Test Report S/N: 1M1707240228-05-R1.ZNF	Test Dates: 7/24 - 8/7/2017	EUT Type: Portable Tablet		Page 18 of 151

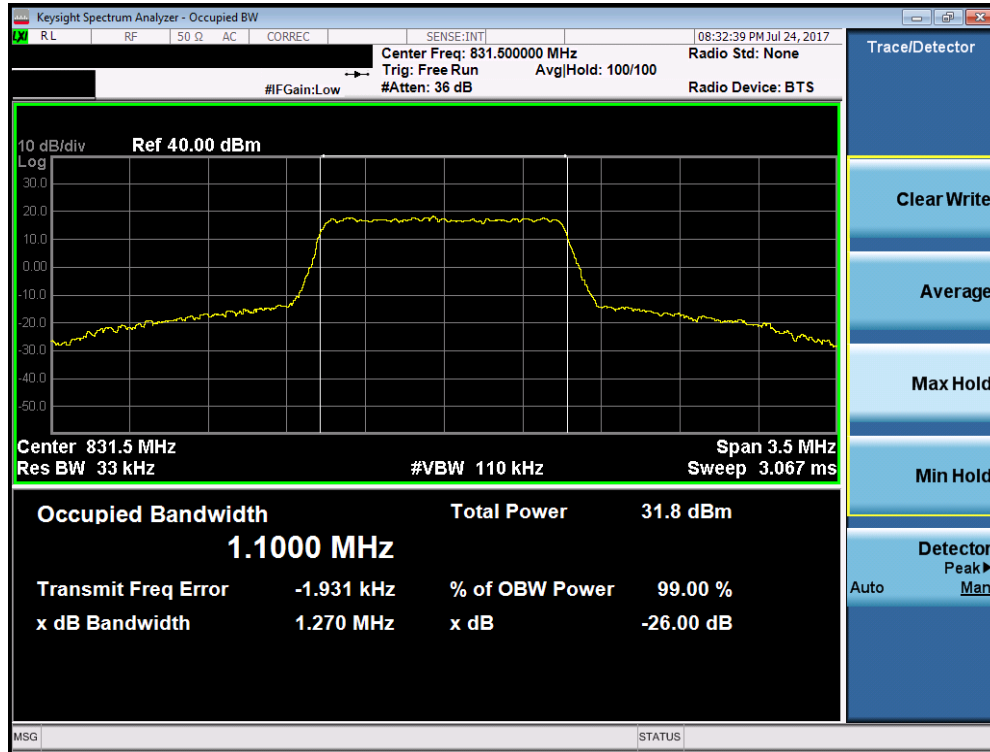


Plot 7-7. Occupied Bandwidth Plot (Band 12 – 10.0MHz QPSK – RB Size 50)

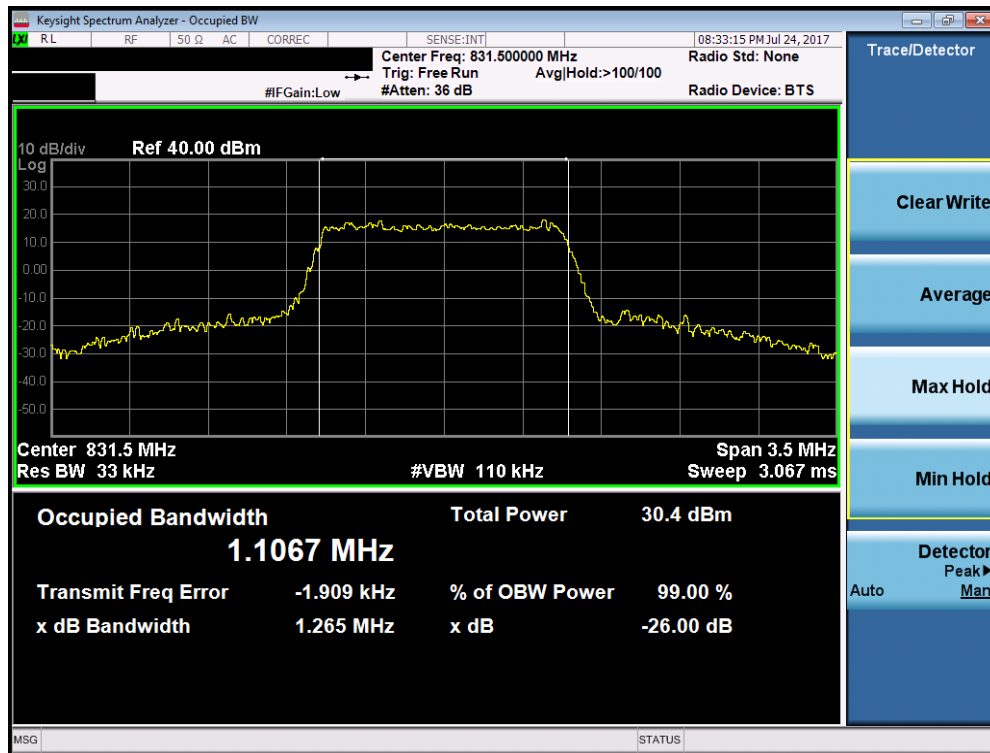


Plot 7-8. Occupied Bandwidth Plot (Band 12 – 10.0MHz 16-QAM – RB Size 50)

FCC ID: ZNFK460	PCTEST ENGINEERING LABORATORY, INC.	FCC Pt. 22, 24, & 27 LTE MEASUREMENT REPORT (CERTIFICATION)	LG	Approved by: Quality Manager
Test Report S/N: 1M1707240228-05-R1.ZNF	Test Dates: 7/24 - 8/7/2017	EUT Type: Portable Tablet		Page 19 of 151

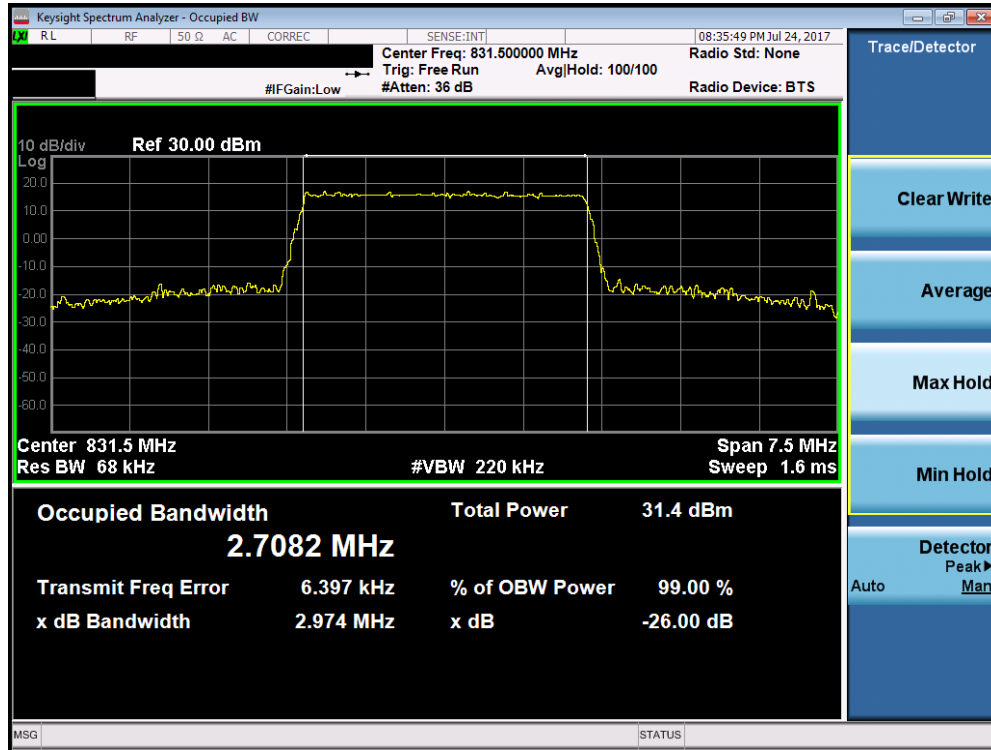


Plot 7-9. Occupied Bandwidth Plot (Band 5/26 – 1.4MHz QPSK – RB Size 6)

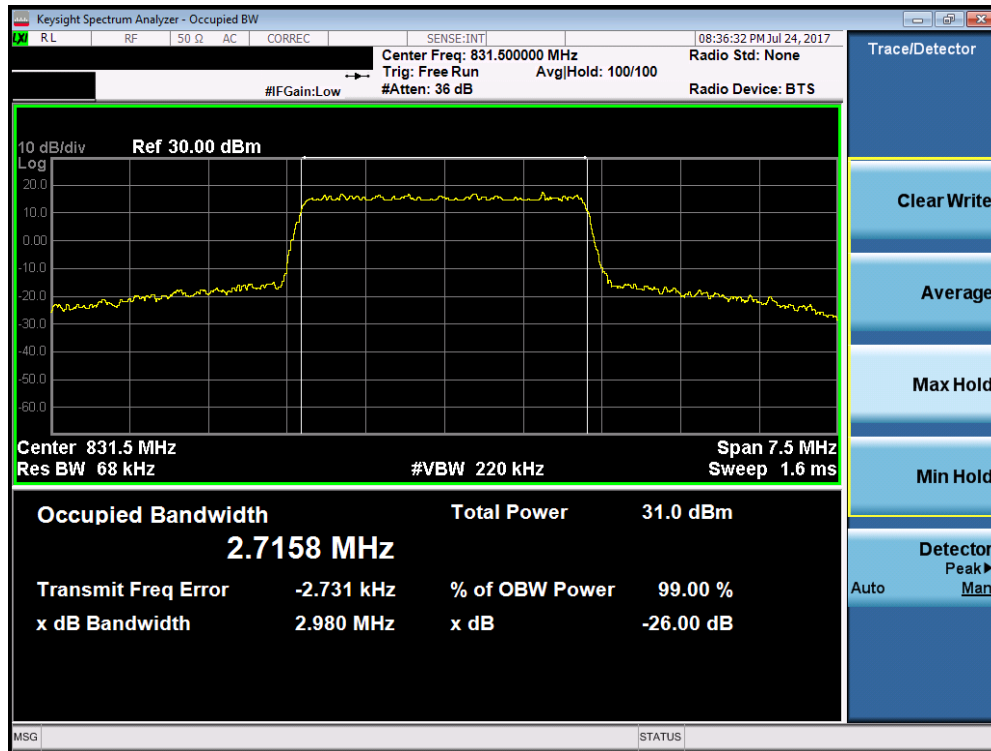


Plot 7-10. Occupied Bandwidth Plot (Band 5/26 – 1.4MHz 16-QAM – RB Size 6)

FCC ID: ZNFLK460			FCC Pt. 22, 24, & 27 LTE MEASUREMENT REPORT (CERTIFICATION)		Approved by: Quality Manager
Test Report S/N: 1M1707240228-05-R1.ZNF	Test Dates: 7/24 - 8/7/2017	EUT Type: Portable Tablet			Page 20 of 151

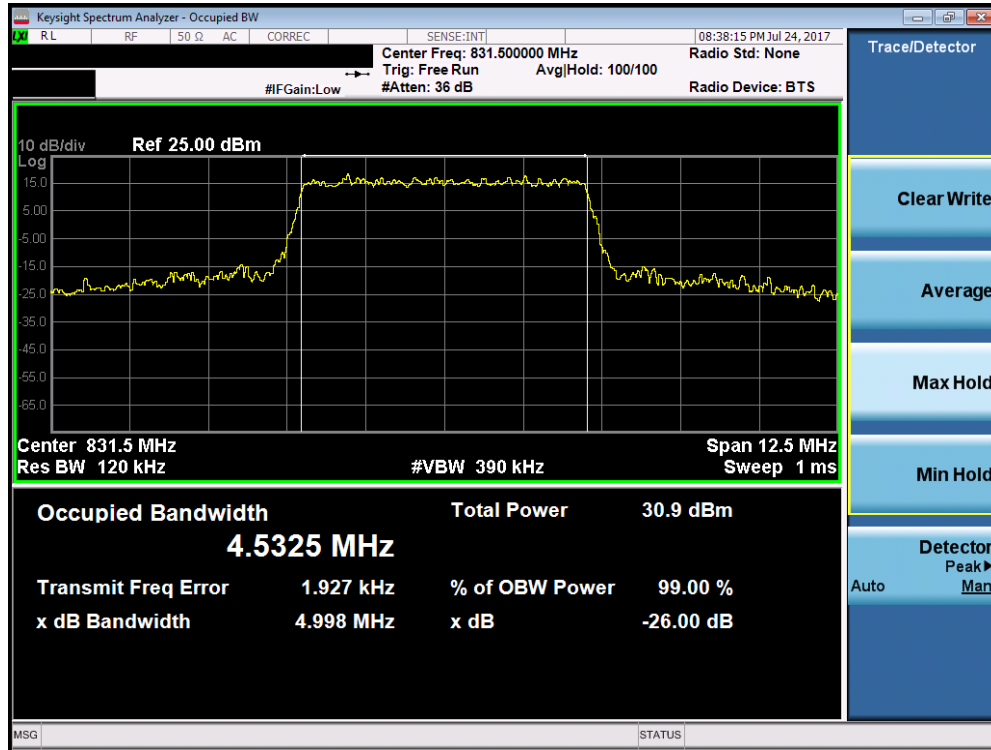


Plot 7-11. Occupied Bandwidth Plot (Band 5/26 – 3.0MHz QPSK – RB Size 15)

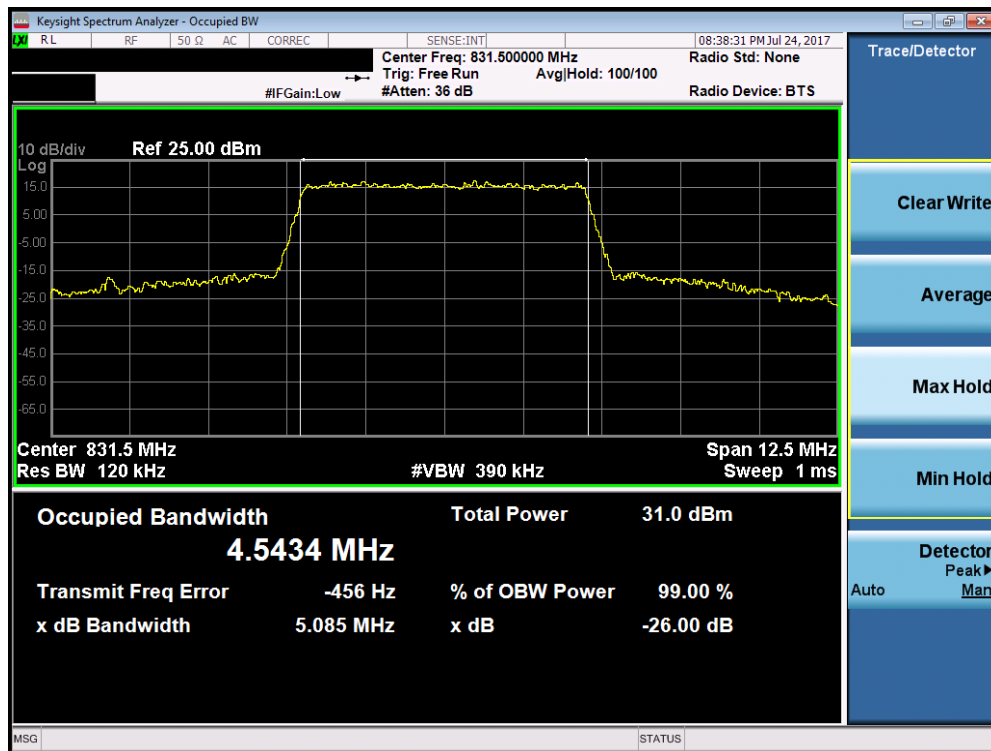


Plot 7-12. Occupied Bandwidth Plot (Band 5/26 – 3.0MHz 16-QAM – RB Size 15)

FCC ID: ZNFLK460	PCTEST ENGINEERING LABORATORY, INC.	FCC Pt. 22, 24, & 27 LTE MEASUREMENT REPORT (CERTIFICATION)	LG	Approved by: Quality Manager
Test Report S/N: 1M1707240228-05-R1.ZNF	Test Dates: 7/24 - 8/7/2017	EUT Type: Portable Tablet		Page 21 of 151

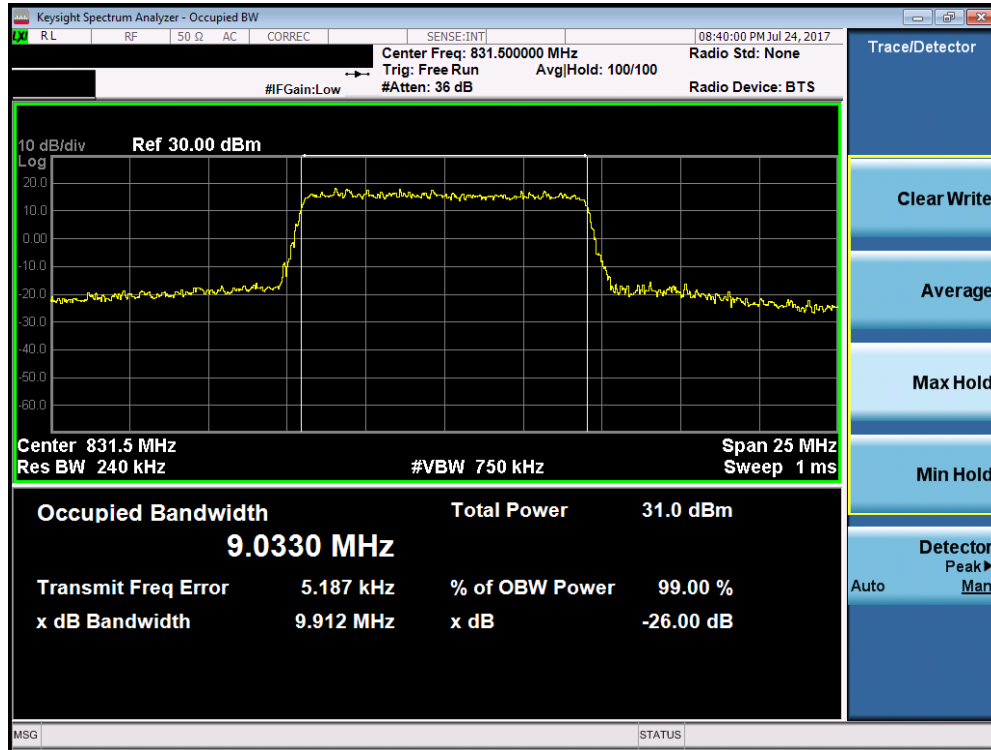


Plot 7-13. Occupied Bandwidth Plot (Band 5/26 – 5.0MHz QPSK – RB Size 25)

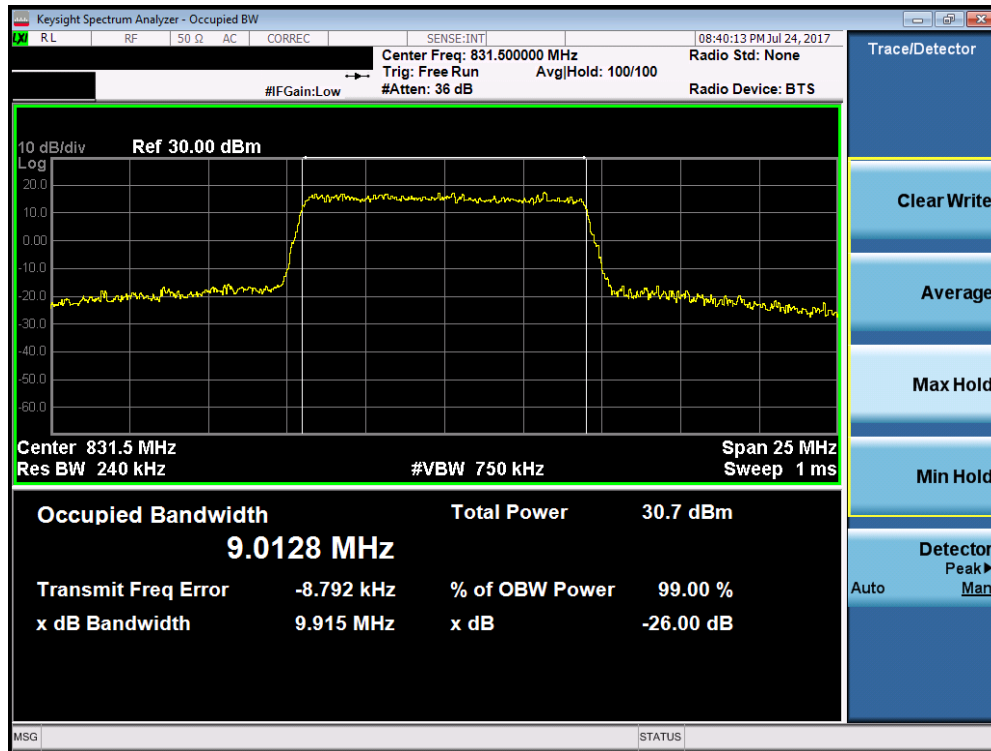


Plot 7-14. Occupied Bandwidth Plot (Band 5/26 – 5.0MHz 16-QAM – RB Size 25)

FCC ID: ZNFLK460	PCTEST ENGINEERING LABORATORY, INC.	FCC Pt. 22, 24, & 27 LTE MEASUREMENT REPORT (CERTIFICATION)	LG	Approved by: Quality Manager
Test Report S/N: 1M1707240228-05-R1.ZNF	Test Dates: 7/24 - 8/7/2017	EUT Type: Portable Tablet		Page 22 of 151

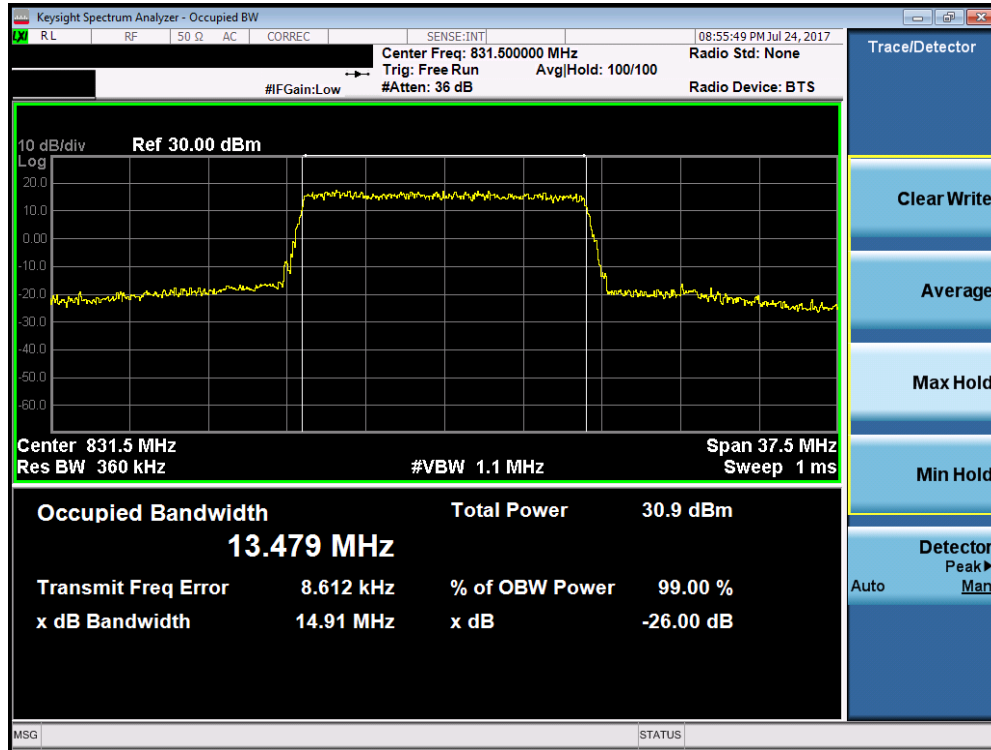


Plot 7-15. Occupied Bandwidth Plot (Band 5/26 – 10.0MHz QPSK – RB Size 50)

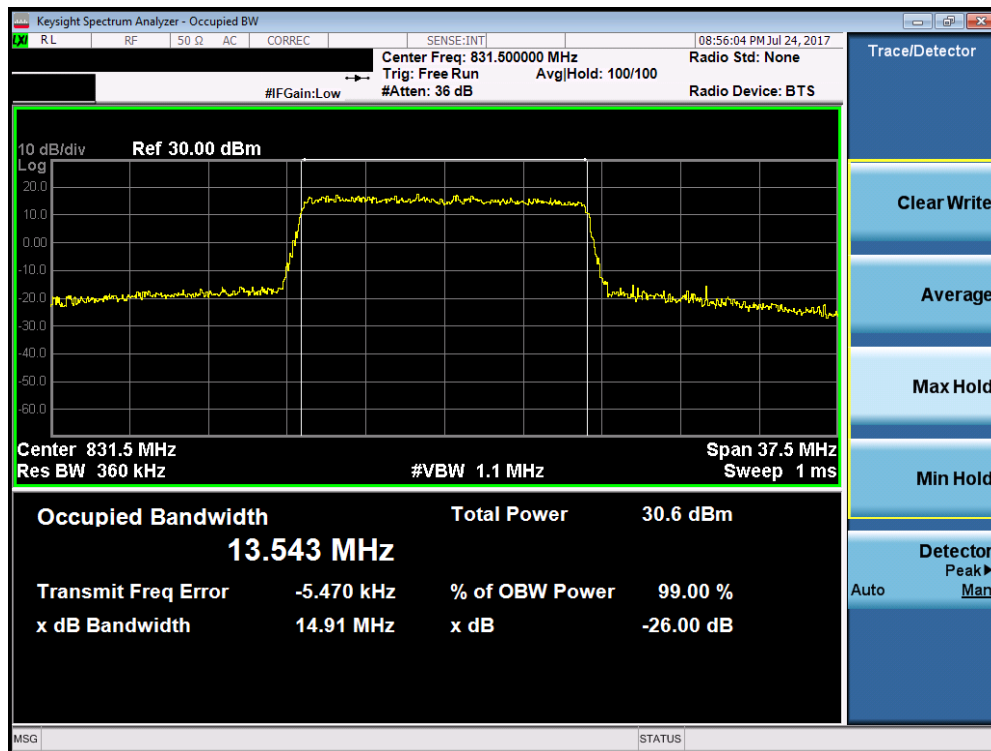


Plot 7-16. Occupied Bandwidth Plot (Band 5/26 – 10.0MHz 16-QAM – RB Size 50)

FCC ID: ZNFLK460	PCTEST ENGINEERING LABORATORY, INC.	FCC Pt. 22, 24, & 27 LTE MEASUREMENT REPORT (CERTIFICATION)	LG	Approved by: Quality Manager
Test Report S/N: 1M1707240228-05-R1.ZNF	Test Dates: 7/24 - 8/7/2017	EUT Type: Portable Tablet		Page 23 of 151

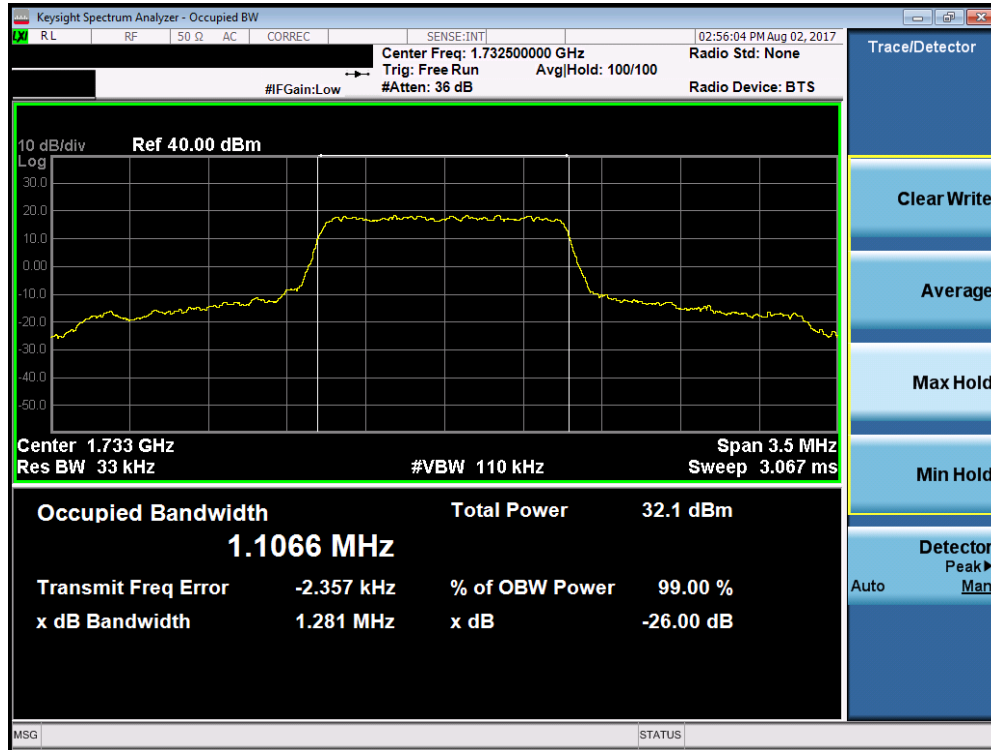


Plot 7-17. Occupied Bandwidth Plot (Band 26 – 15.0MHz QPSK – RB Size 75)

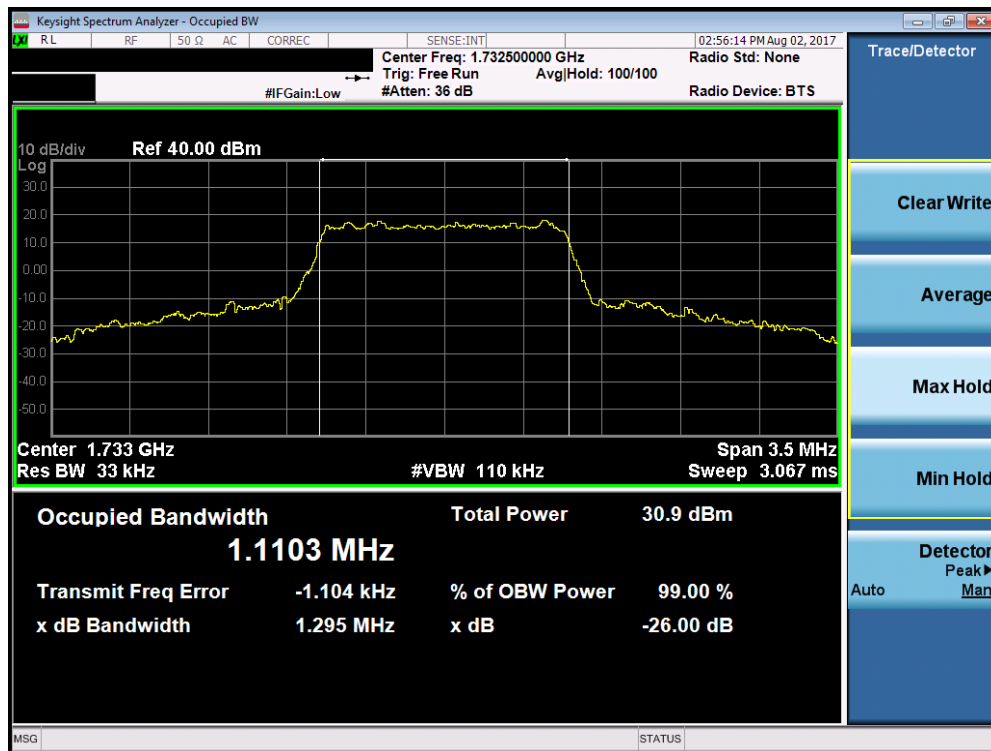


Plot 7-18. Occupied Bandwidth Plot (Band 26 – 15.0MHz 16-QAM – RB Size 75)

FCC ID: ZNFLK460	PCTEST ENGINEERING LABORATORY, INC.	FCC Pt. 22, 24, & 27 LTE MEASUREMENT REPORT (CERTIFICATION)	LG	Approved by: Quality Manager
Test Report S/N: 1M1707240228-05-R1.ZNF	Test Dates: 7/24 - 8/7/2017	EUT Type: Portable Tablet		Page 24 of 151

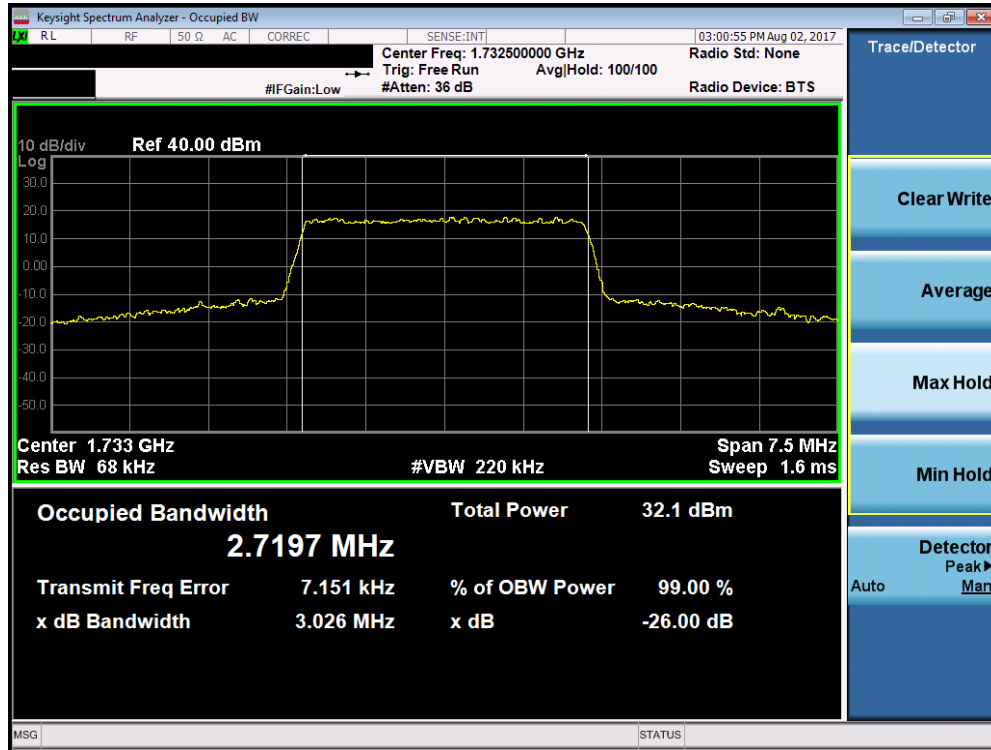


Plot 7-19. Occupied Bandwidth Plot (Band 4 – 1.4MHz QPSK – RB Size 6)

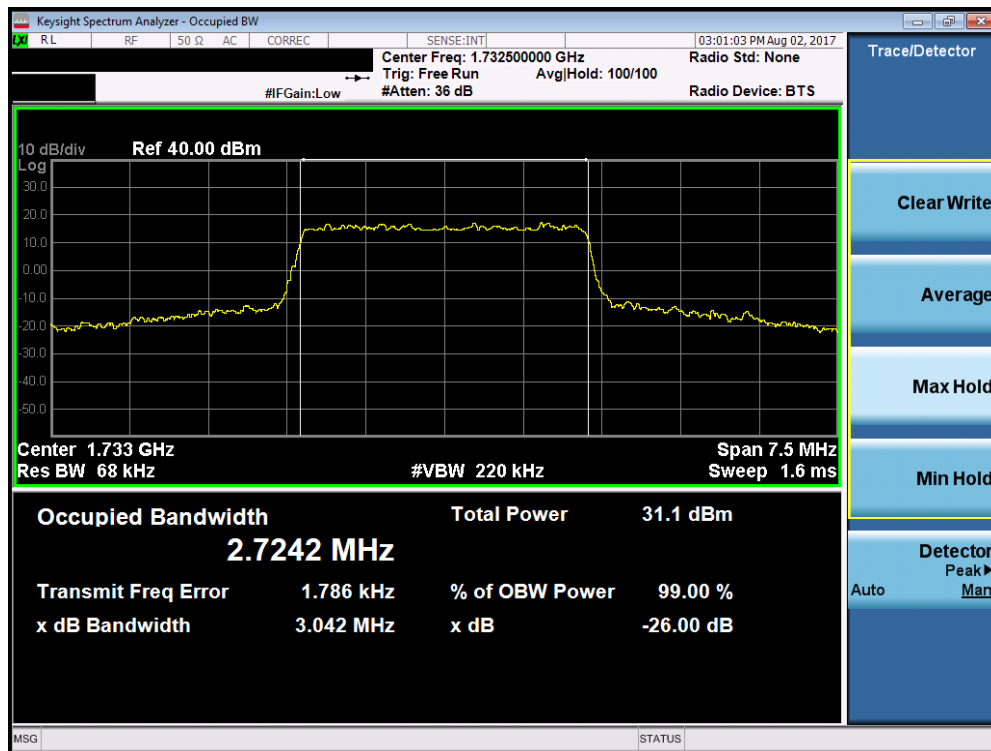


Plot 7-20. Occupied Bandwidth Plot (Band 4 – 1.4MHz 16-QAM – RB Size 6)

FCC ID: ZNFLK460	PCTEST ENGINEERING LABORATORY, INC.	FCC Pt. 22, 24, & 27 LTE MEASUREMENT REPORT (CERTIFICATION)	LG	Approved by: Quality Manager
Test Report S/N: 1M1707240228-05-R1.ZNF	Test Dates: 7/24 - 8/7/2017	EUT Type: Portable Tablet		Page 25 of 151

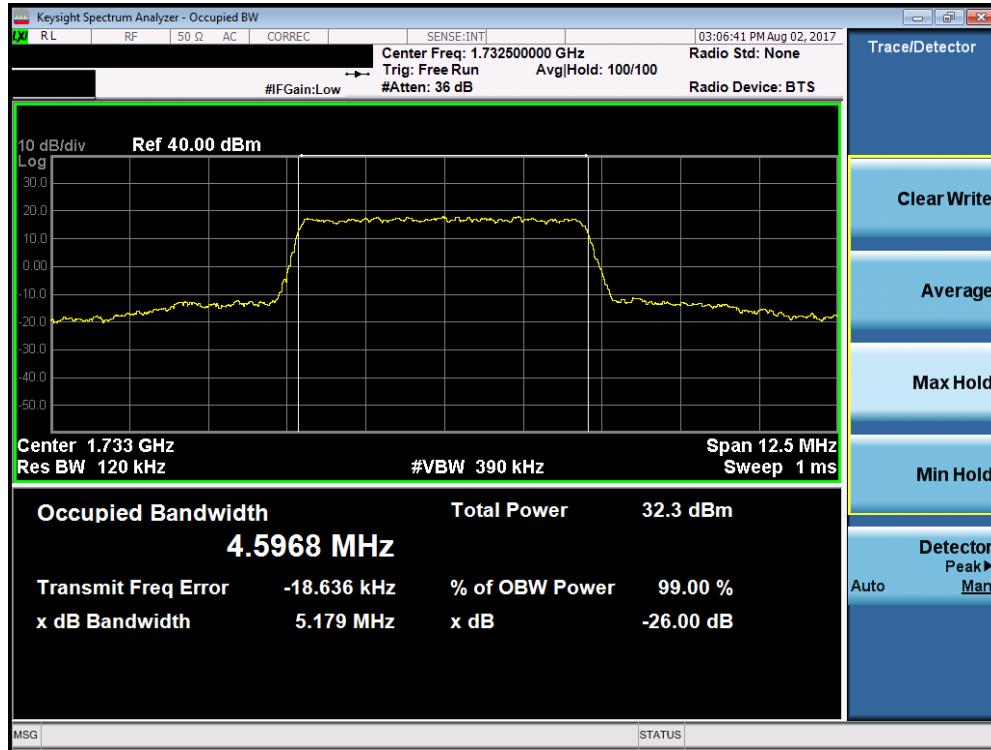


Plot 7-21. Occupied Bandwidth Plot (Band 4 – 3.0MHz QPSK – RB Size 15)

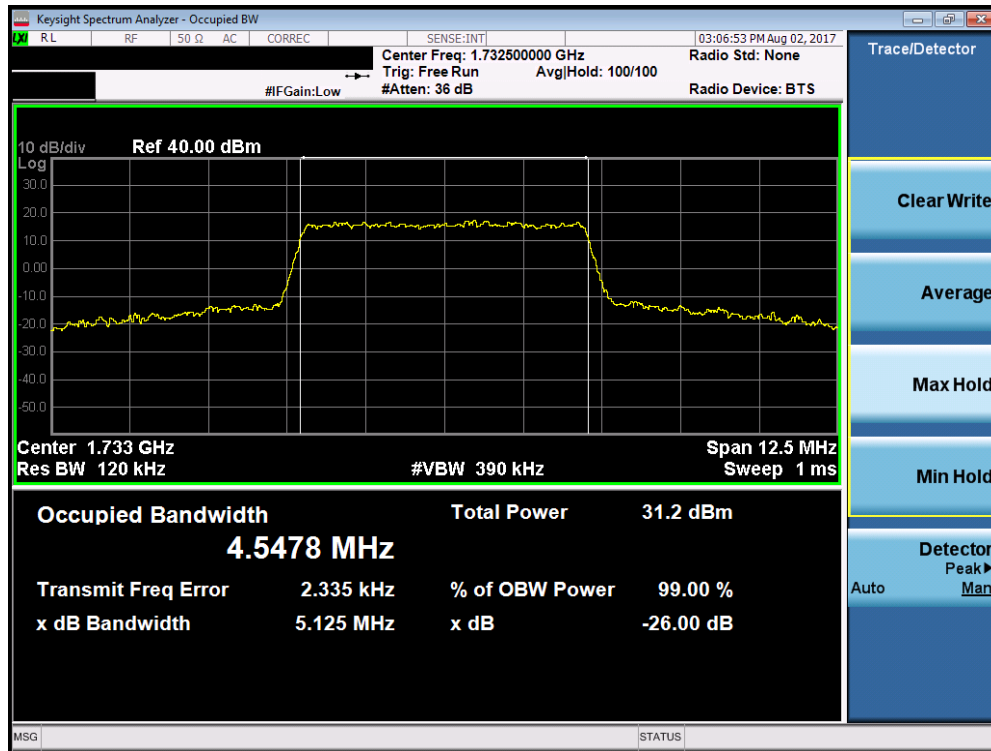


Plot 7-22. Occupied Bandwidth Plot (Band 4 – 3.0MHz 16-QAM – RB Size 15)

FCC ID: ZNFLK460	PCTEST ENGINEERING LABORATORY, INC.	FCC Pt. 22, 24, & 27 LTE MEASUREMENT REPORT (CERTIFICATION)	LG	Approved by: Quality Manager
Test Report S/N: 1M1707240228-05-R1.ZNF	Test Dates: 7/24 - 8/7/2017	EUT Type: Portable Tablet		Page 26 of 151



Plot 7-23. Occupied Bandwidth Plot (Band 4 - 5.0MHz QPSK - RB Size 25)

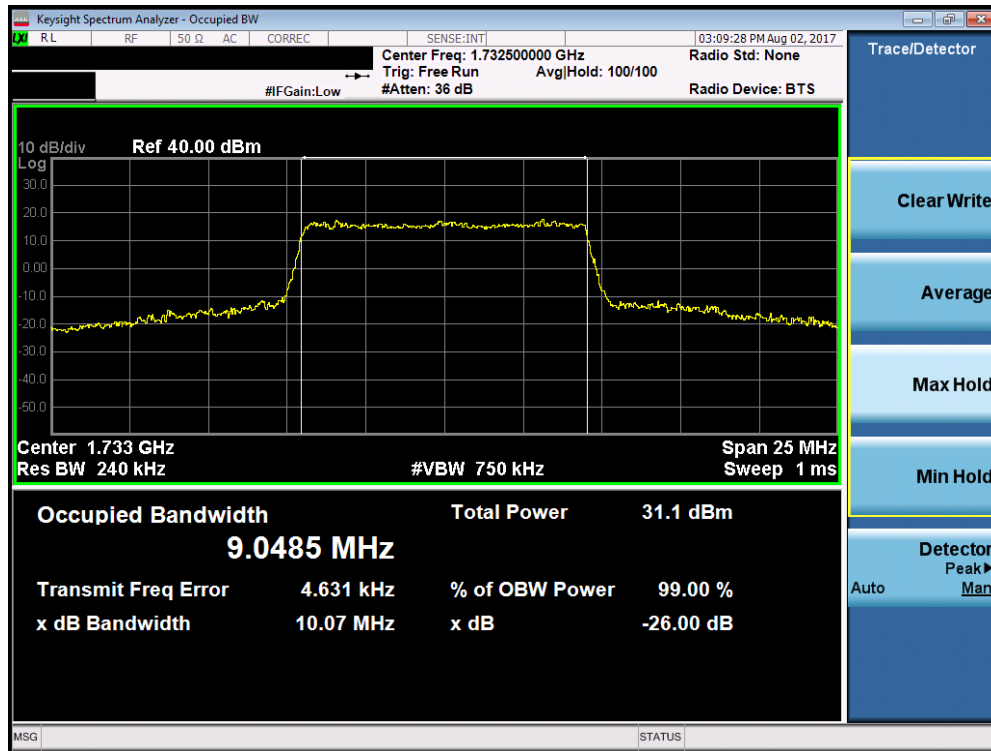


Plot 7-24. Occupied Bandwidth Plot (Band 4 - 5.0MHz 16-QAM - RB Size 25)

FCC ID: ZNFK460	PCTEST ENGINEERING LABORATORY, INC.	FCC Pt. 22, 24, & 27 LTE MEASUREMENT REPORT (CERTIFICATION)	LG	Approved by: Quality Manager
Test Report S/N: 1M1707240228-05-R1.ZNF	Test Dates: 7/24 - 8/7/2017	EUT Type: Portable Tablet		Page 27 of 151

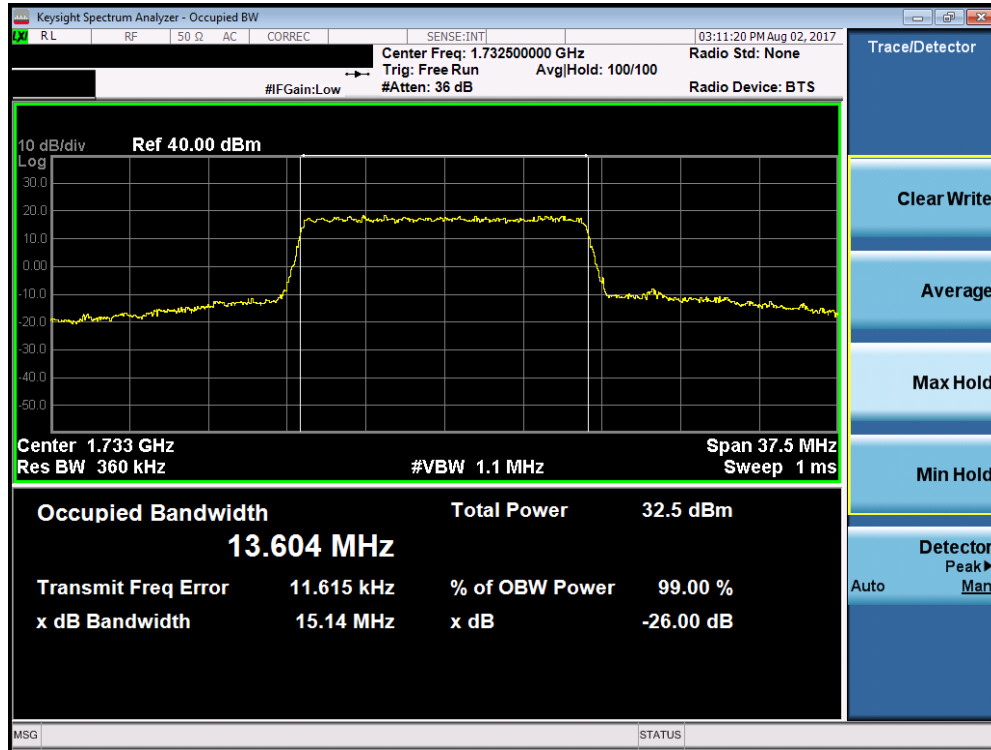


Plot 7-25. Occupied Bandwidth Plot (Band 4 – 10.0MHz QPSK – RB Size 50)



Plot 7-26. Occupied Bandwidth Plot (Band 4 – 10.0MHz 16-QAM – RB Size 50)

FCC ID: ZNFK460	PCTEST ENGINEERING LABORATORY, INC.	FCC Pt. 22, 24, & 27 LTE MEASUREMENT REPORT (CERTIFICATION)	LG	Approved by: Quality Manager
Test Report S/N: 1M1707240228-05-R1.ZNF	Test Dates: 7/24 - 8/7/2017	EUT Type: Portable Tablet		Page 28 of 151

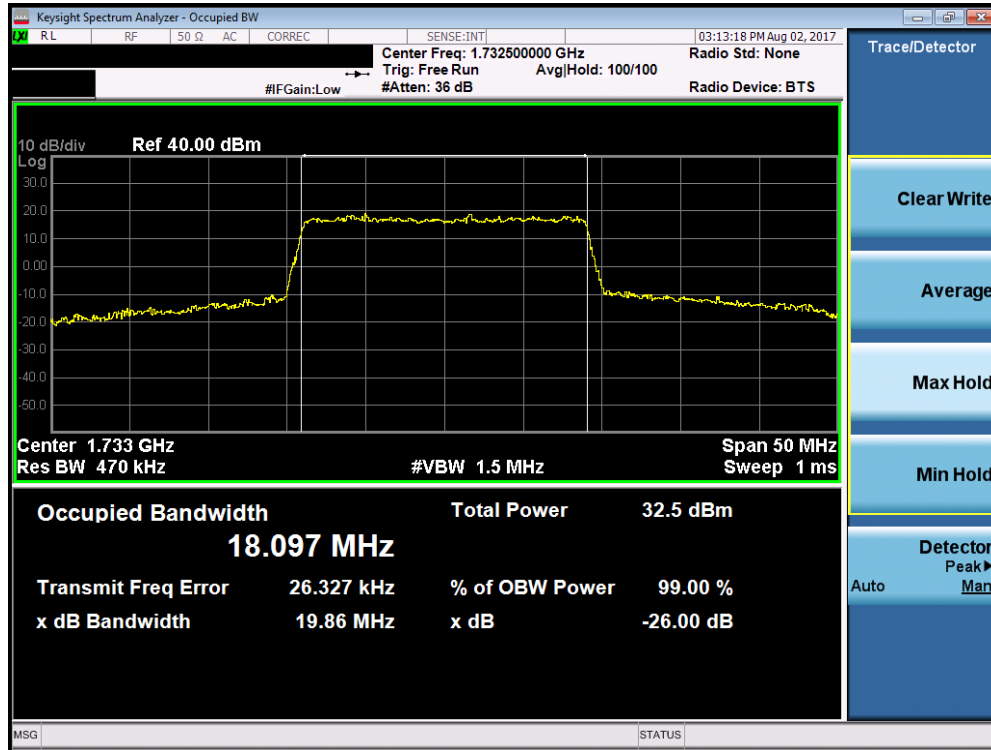


Plot 7-27. Occupied Bandwidth Plot (Band 4 – 15.0MHz QPSK – RB Size 75)

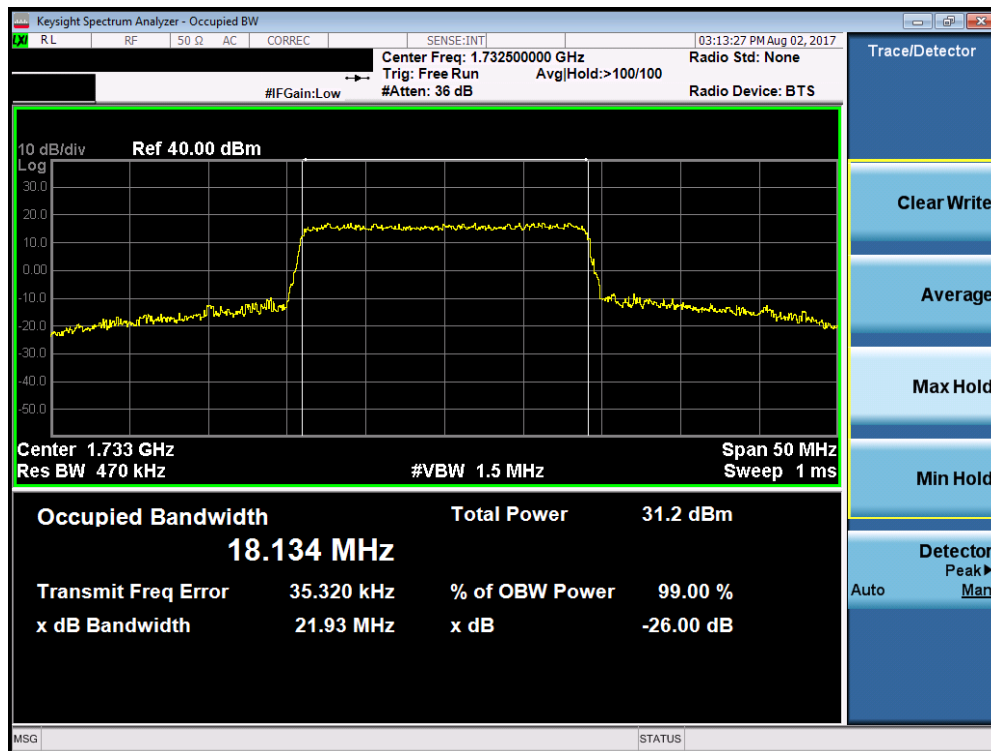


Plot 7-28. Occupied Bandwidth Plot (Band 4 – 15.0MHz 16-QAM – RB Size 75)

FCC ID: ZNFLK460	PCTEST ENGINEERING LABORATORY, INC.	FCC Pt. 22, 24, & 27 LTE MEASUREMENT REPORT (CERTIFICATION)	LG	Approved by: Quality Manager
Test Report S/N: 1M1707240228-05-R1.ZNF	Test Dates: 7/24 - 8/7/2017	EUT Type: Portable Tablet		Page 29 of 151

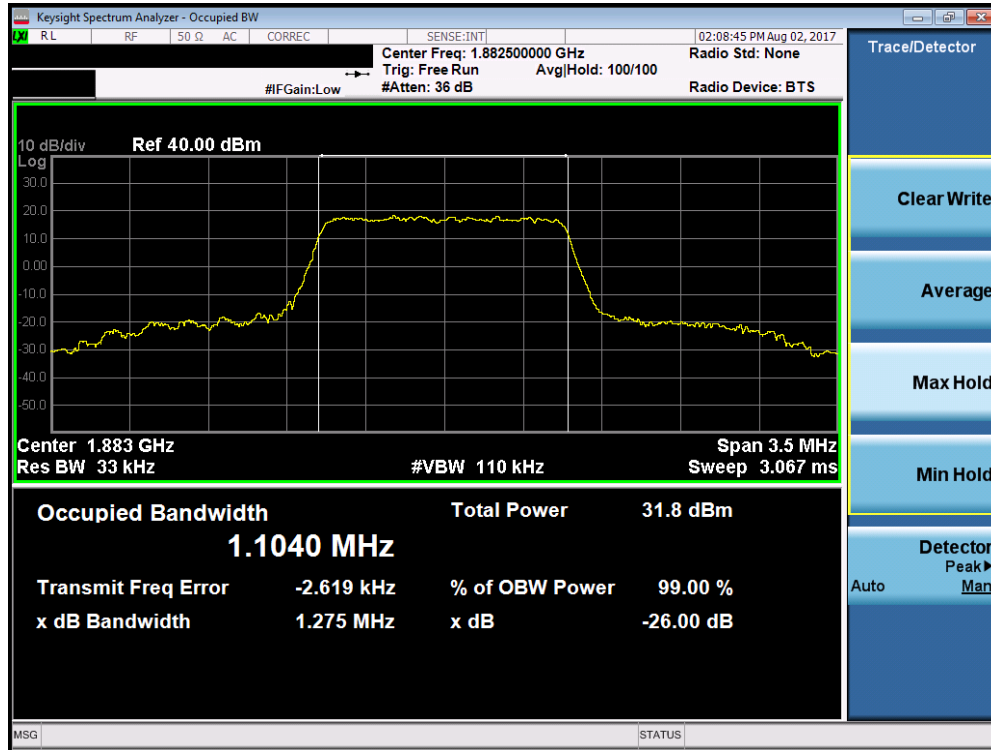


Plot 7-29. Occupied Bandwidth Plot (Band 4 – 20.0MHz QPSK – RB Size 100)

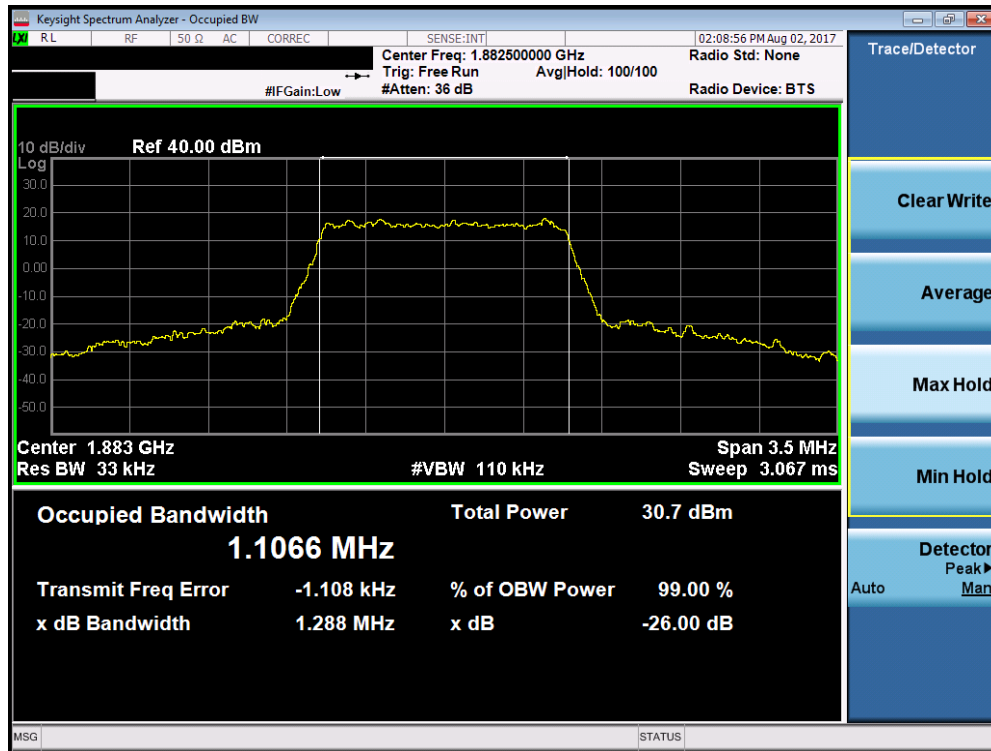


Plot 7-30. Occupied Bandwidth Plot (Band 4 – 20.0MHz 16-QAM – RB Size 100)

FCC ID: ZNFLK460	PCTEST ENGINEERING LABORATORY, INC.	FCC Pt. 22, 24, & 27 LTE MEASUREMENT REPORT (CERTIFICATION)	LG	Approved by: Quality Manager
Test Report S/N: 1M1707240228-05-R1.ZNF	Test Dates: 7/24 - 8/7/2017	EUT Type: Portable Tablet		Page 30 of 151

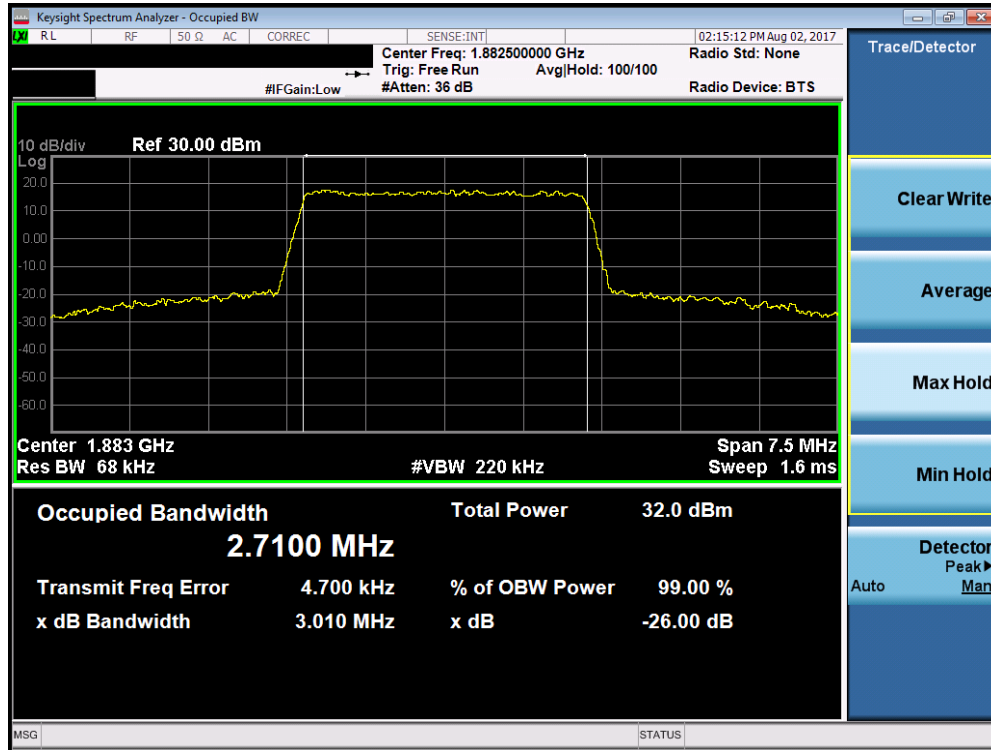


Plot 7-31. Occupied Bandwidth Plot (Band 2/25 – 1.4MHz QPSK – RB Size 6)

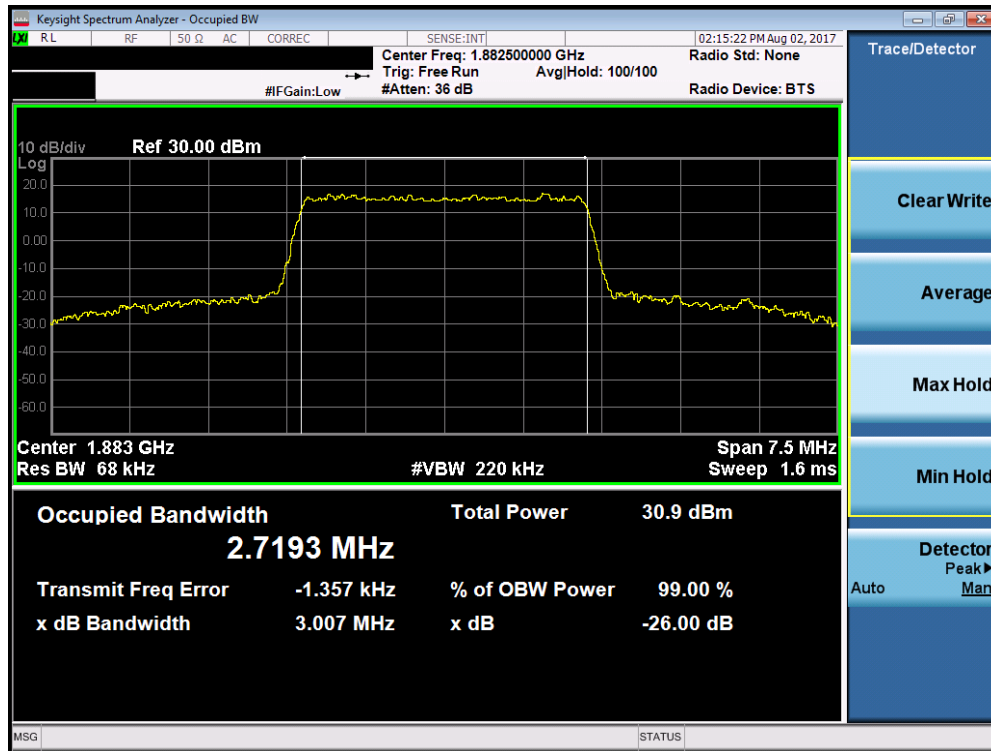


Plot 7-32. Occupied Bandwidth Plot (Band 2/25 – 1.4MHz 16-QAM – RB Size 6)

FCC ID: ZNFLK460	PCTEST ENGINEERING LABORATORY, INC.	FCC Pt. 22, 24, & 27 LTE MEASUREMENT REPORT (CERTIFICATION)	LG	Approved by: Quality Manager
Test Report S/N: 1M1707240228-05-R1.ZNF	Test Dates: 7/24 - 8/7/2017	EUT Type: Portable Tablet		Page 31 of 151

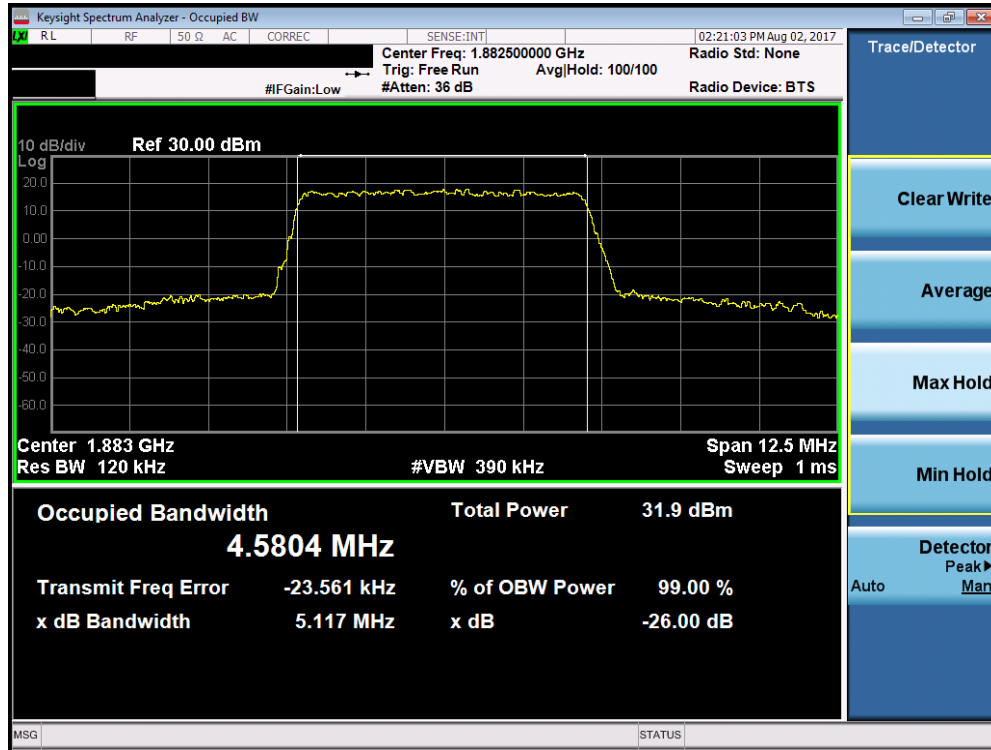


Plot 7-33. Occupied Bandwidth Plot (Band 2/25 – 3.0MHz QPSK – RB Size 15)

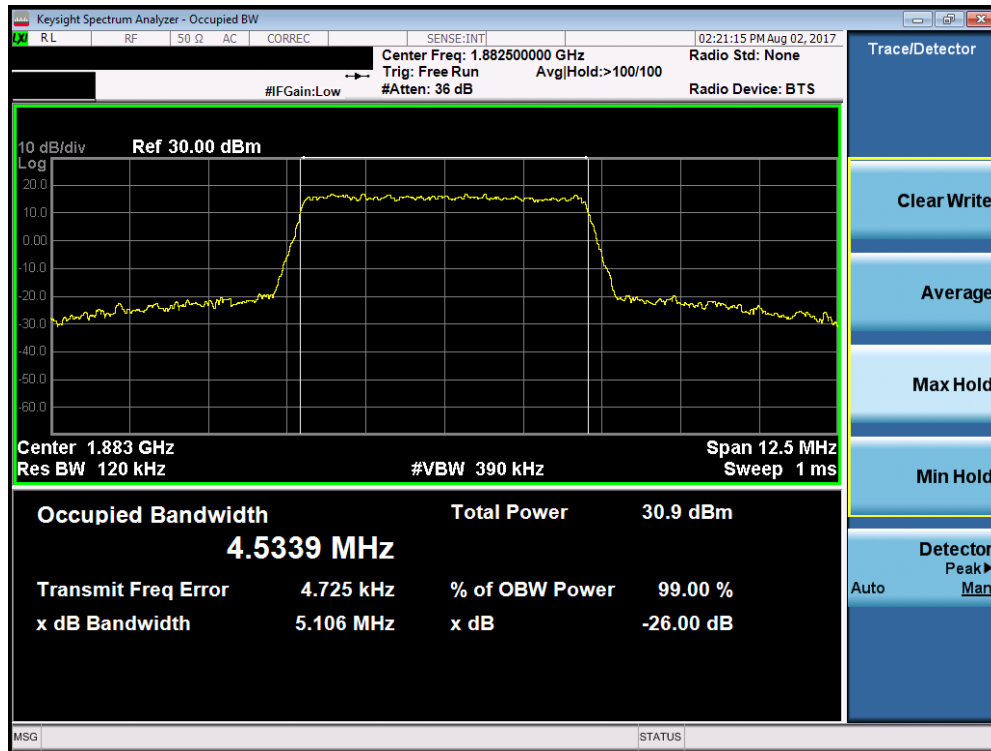


Plot 7-34. Occupied Bandwidth Plot (Band 2/25 – 3.0MHz 16-QAM – RB Size 15)

FCC ID: ZNFLK460	PCTEST ENGINEERING LABORATORY, INC.	FCC Pt. 22, 24, & 27 LTE MEASUREMENT REPORT (CERTIFICATION)	LG	Approved by: Quality Manager
Test Report S/N: 1M1707240228-05-R1.ZNF	Test Dates: 7/24 - 8/7/2017	EUT Type: Portable Tablet		Page 32 of 151

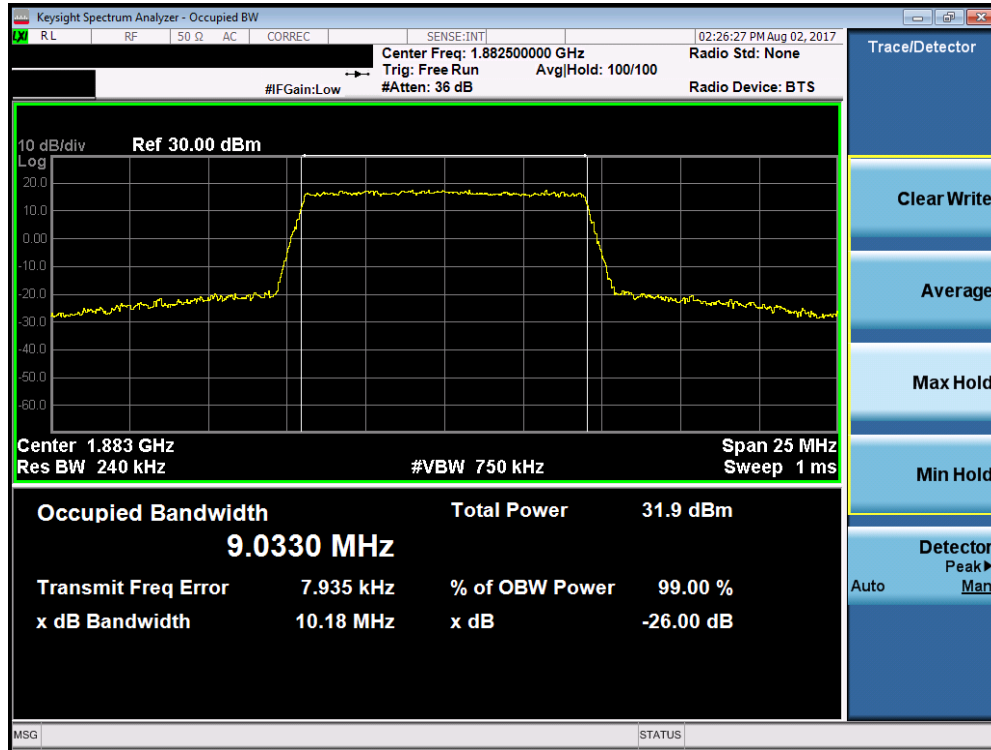


Plot 7-35. Occupied Bandwidth Plot (Band 2/25 – 5.0MHz QPSK – RB Size 25)

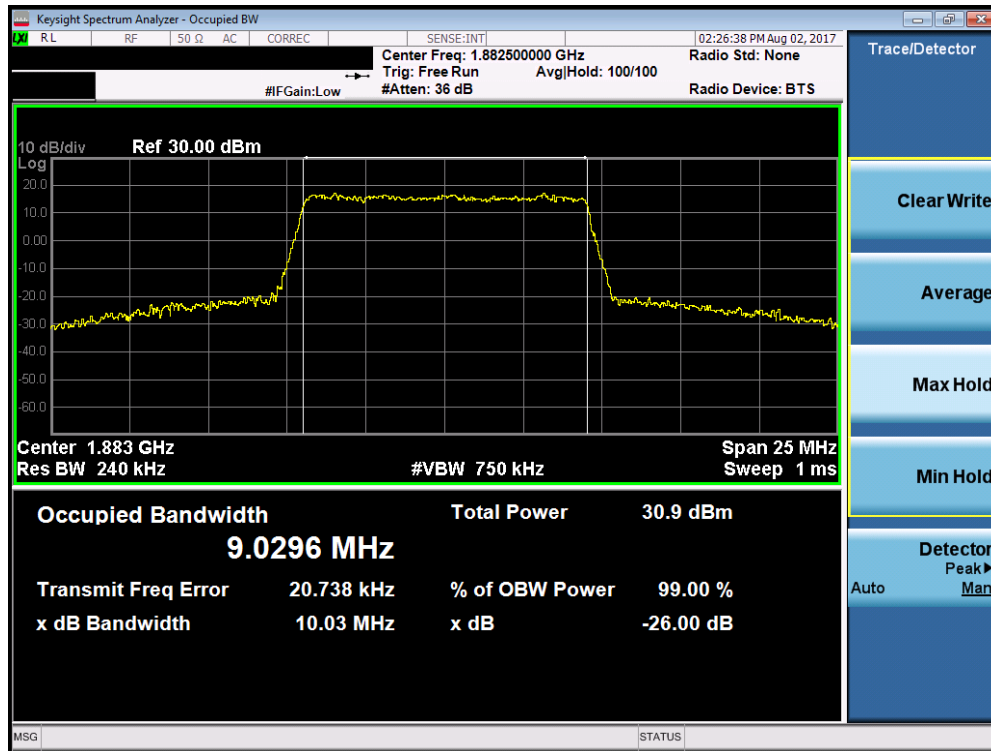


Plot 7-36. Occupied Bandwidth Plot (Band 2/25 – 5.0MHz 16-QAM – RB Size 25)

FCC ID: ZNFLK460	PCTEST ENGINEERING LABORATORY, INC.	FCC Pt. 22, 24, & 27 LTE MEASUREMENT REPORT (CERTIFICATION)	LG	Approved by: Quality Manager
Test Report S/N: 1M1707240228-05-R1.ZNF	Test Dates: 7/24 - 8/7/2017	EUT Type: Portable Tablet		Page 33 of 151

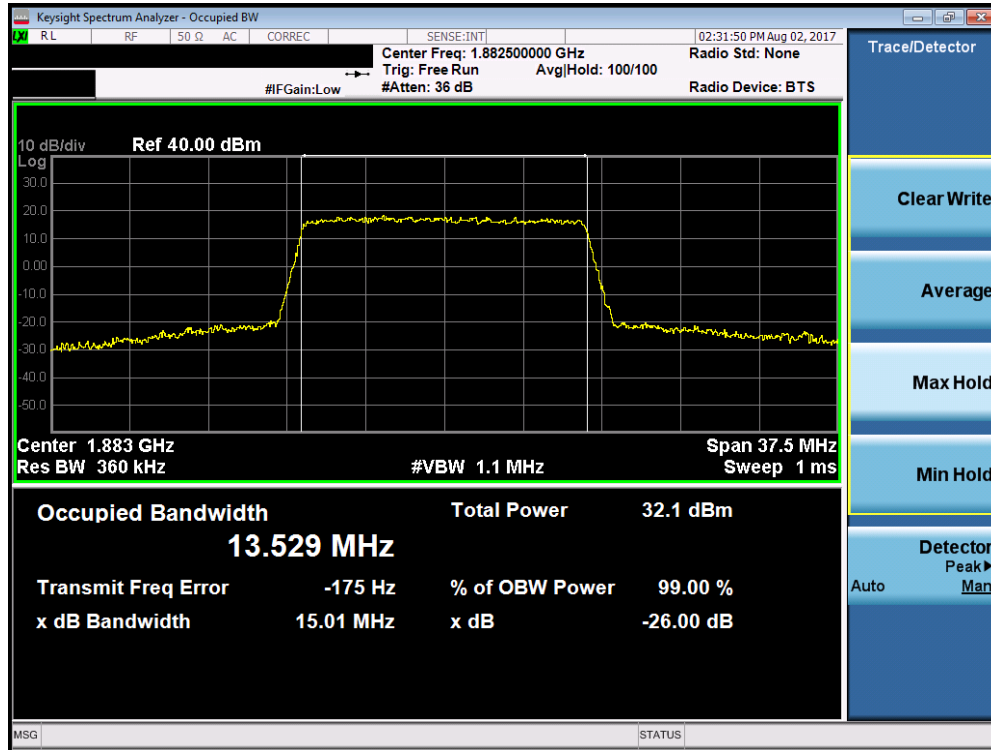


Plot 7-37. Occupied Bandwidth Plot (Band 2/25 – 10.0MHz QPSK – RB Size 50)

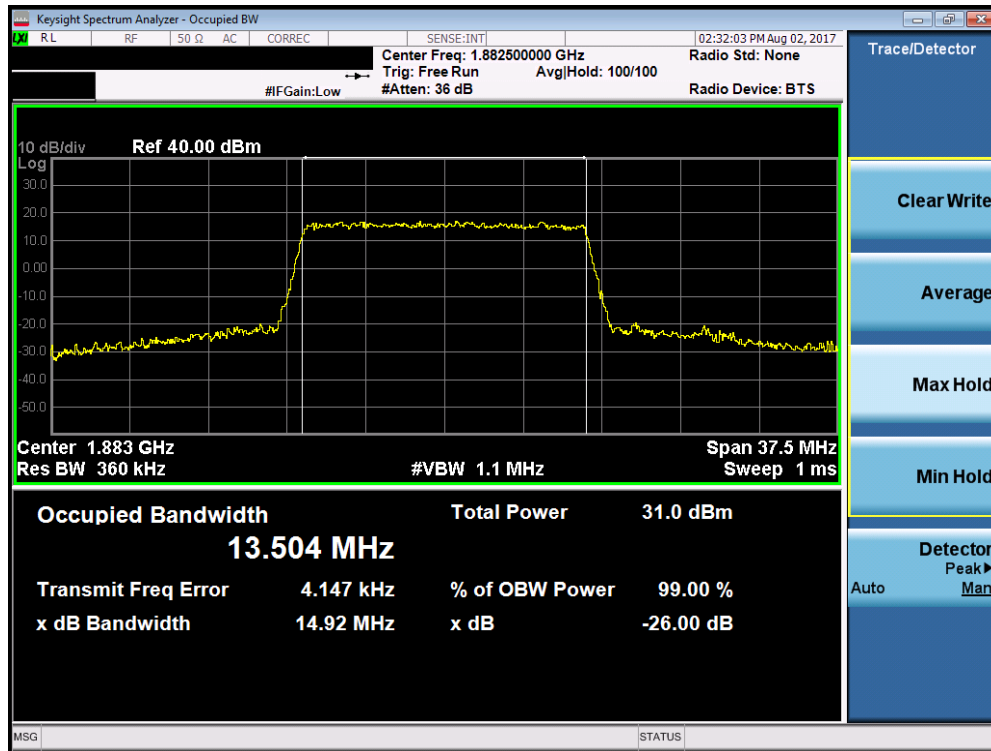


Plot 7-38. Occupied Bandwidth Plot (Band 2/25 – 10.0MHz 16-QAM – RB Size 50)

FCC ID: ZNFLK460	PCTEST ENGINEERING LABORATORY, INC.	FCC Pt. 22, 24, & 27 LTE MEASUREMENT REPORT (CERTIFICATION)	LG	Approved by: Quality Manager
Test Report S/N: 1M1707240228-05-R1.ZNF	Test Dates: 7/24 - 8/7/2017	EUT Type: Portable Tablet		Page 34 of 151

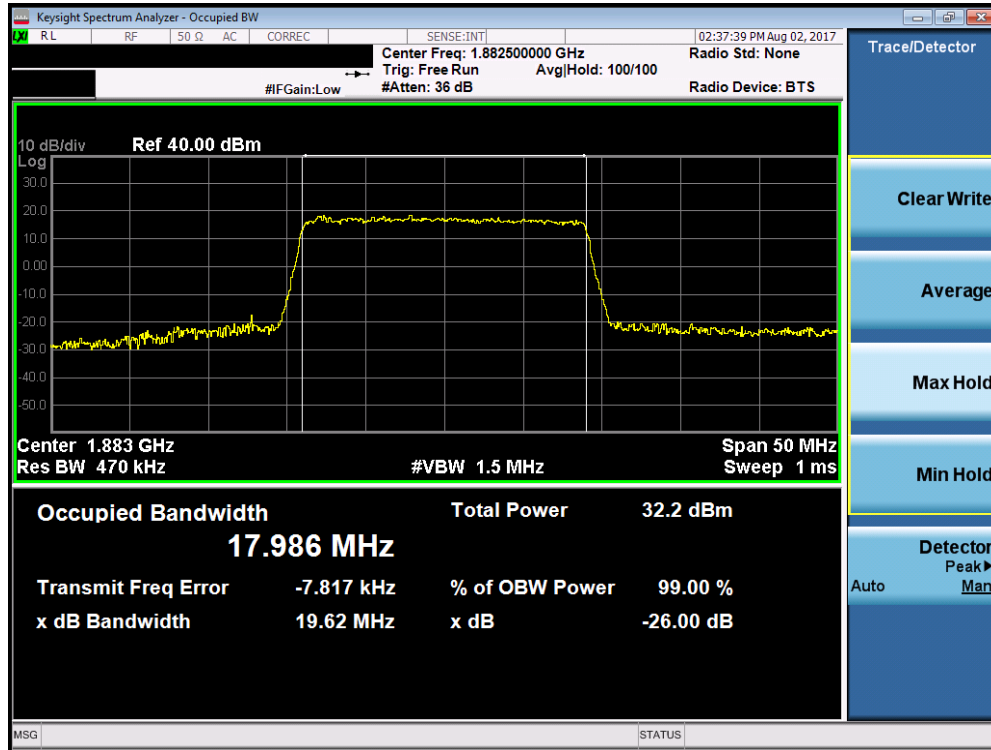


Plot 7-39. Occupied Bandwidth Plot (Band 2/25 – 15.0MHz QPSK – RB Size 75)

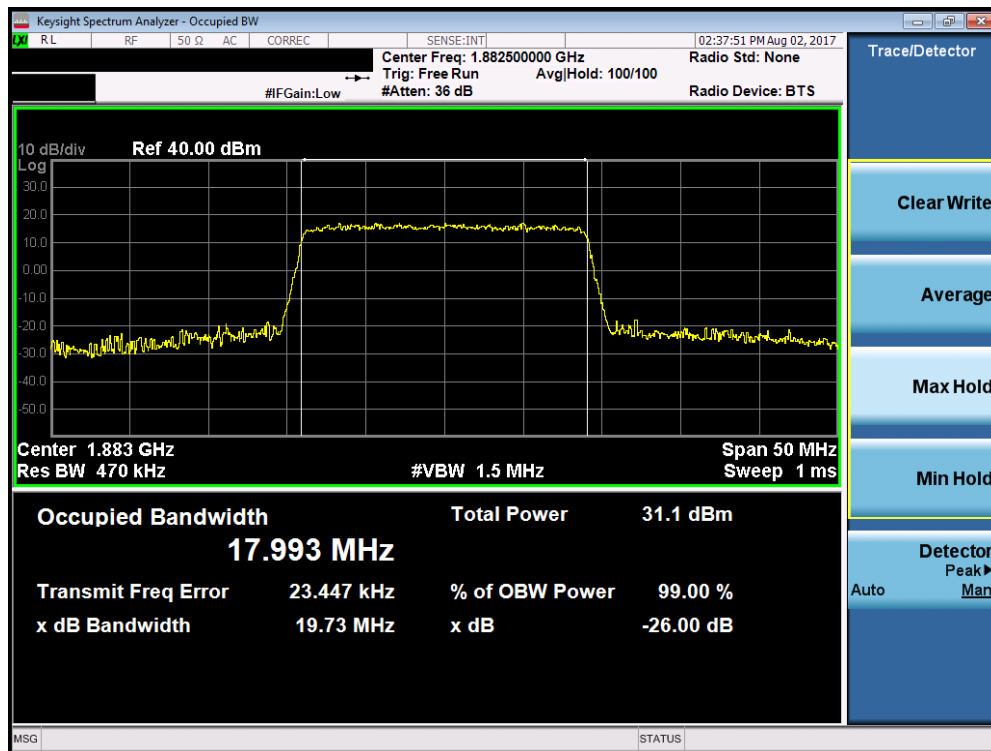


Plot 7-40. Occupied Bandwidth Plot (Band 2/25 – 15.0MHz 16-QAM – RB Size 75)

FCC ID: ZNFLK460	PCTEST ENGINEERING LABORATORY, INC.	FCC Pt. 22, 24, & 27 LTE MEASUREMENT REPORT (CERTIFICATION)	LG	Approved by: Quality Manager
Test Report S/N: 1M1707240228-05-R1.ZNF	Test Dates: 7/24 - 8/7/2017	EUT Type: Portable Tablet		Page 35 of 151

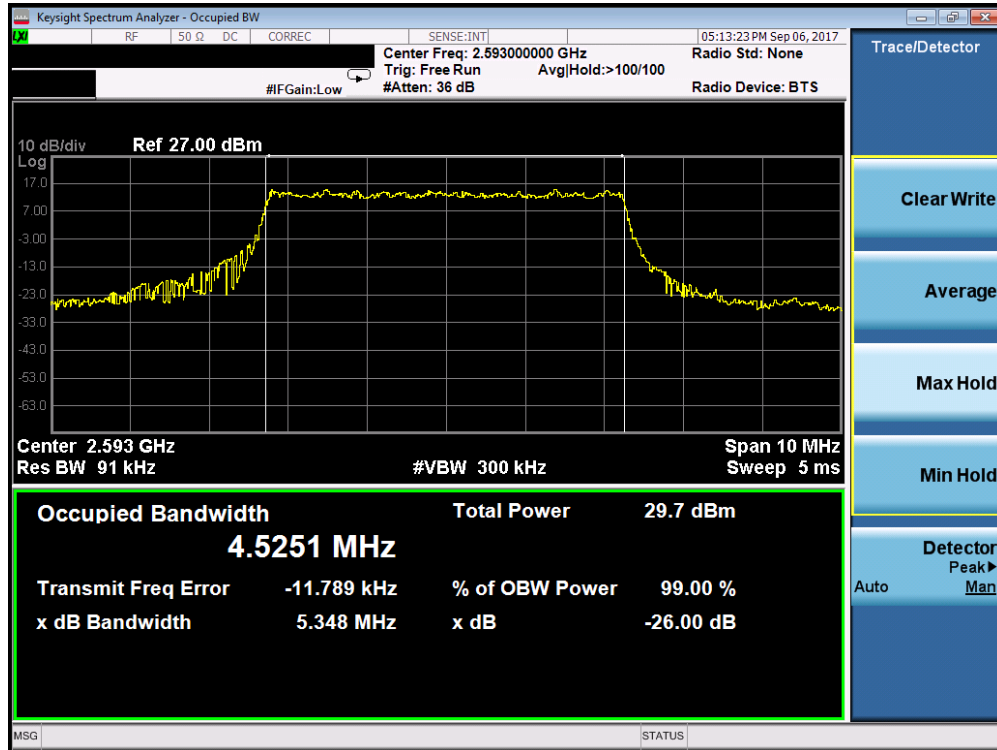


Plot 7-41. Occupied Bandwidth Plot (Band 2/25 – 20.0MHz QPSK – RB Size 100)

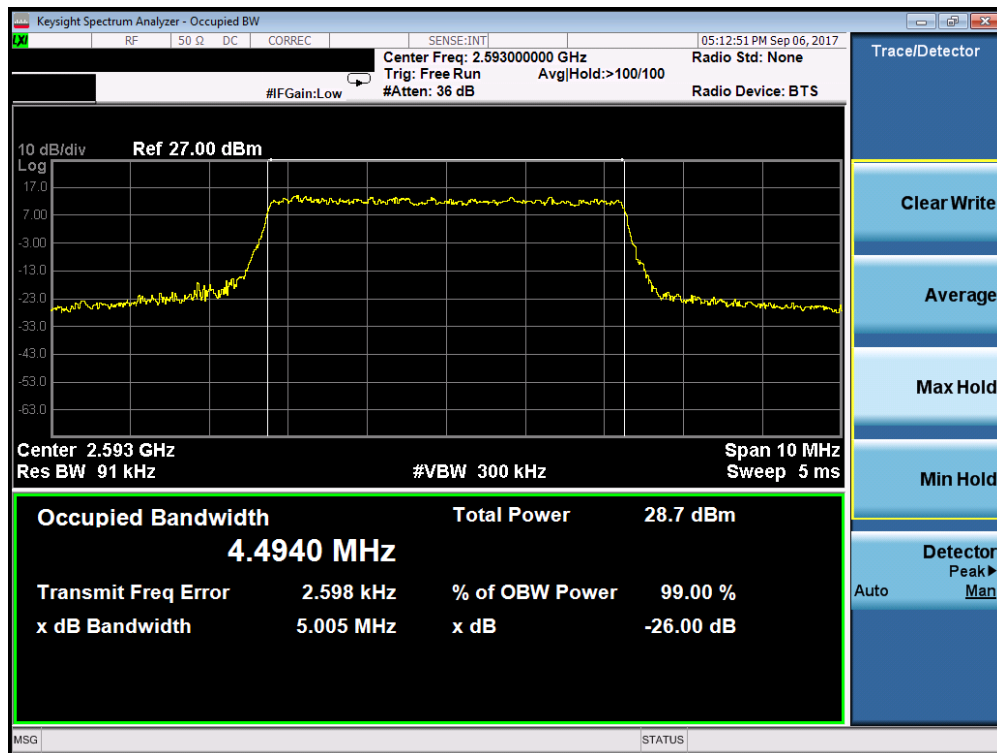


Plot 7-42. Occupied Bandwidth Plot (Band 2/25 – 20.0MHz 16-QAM – RB Size 100)

FCC ID: ZNFLK460	PCTEST ENGINEERING LABORATORY, INC.	FCC Pt. 22, 24, & 27 LTE MEASUREMENT REPORT (CERTIFICATION)	LG	Approved by: Quality Manager
Test Report S/N: 1M1707240228-05-R1.ZNF	Test Dates: 7/24 - 8/7/2017	EUT Type: Portable Tablet		Page 36 of 151

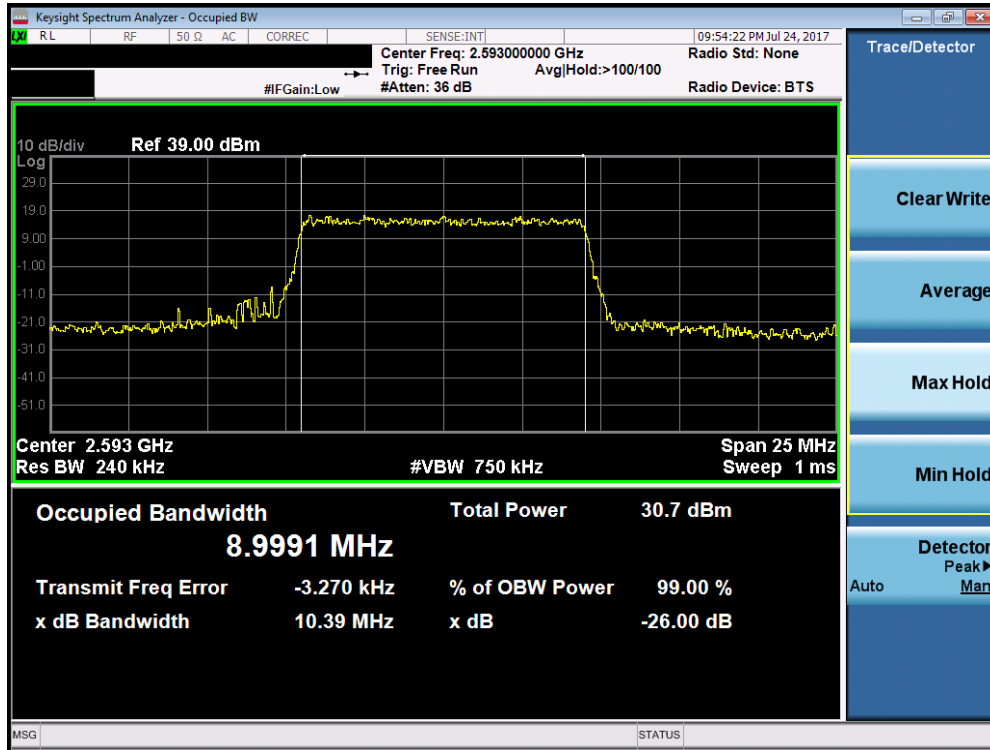


Plot 7-43. Occupied Bandwidth Plot (Band 41 – 5.0MHz QPSK – RB Size 25)

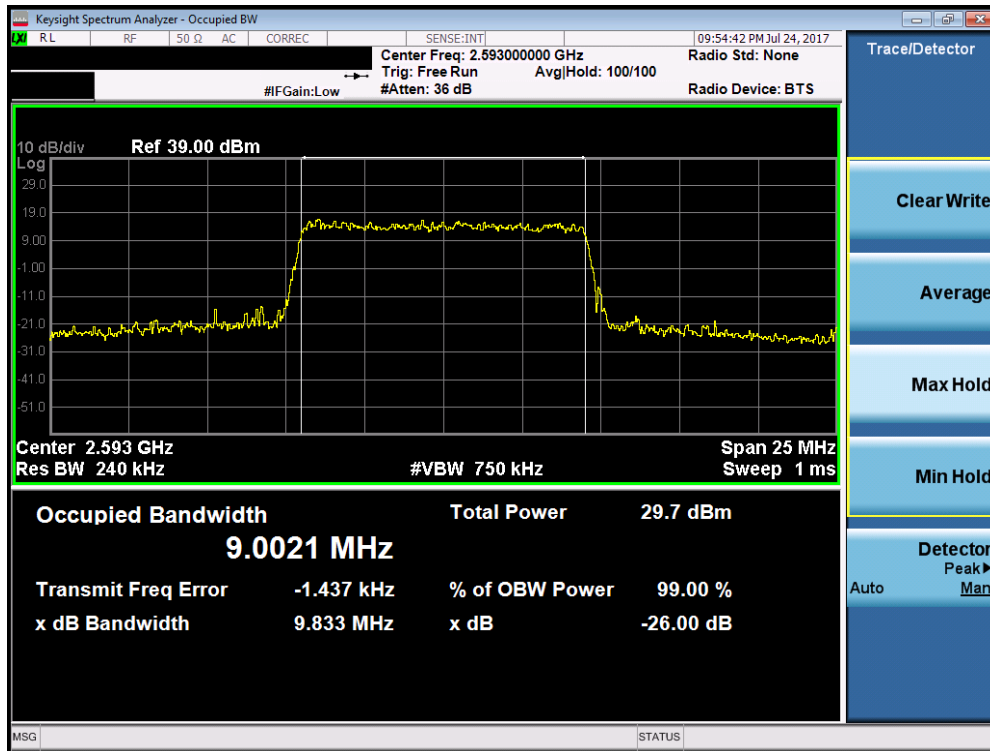


Plot 7-44. Occupied Bandwidth Plot (Band 41 – 5.0MHz 16-QAM – RB Size 25)

FCC ID: ZNFK460	PCTEST ENGINEERING LABORATORY, INC.	FCC Pt. 22, 24, & 27 LTE MEASUREMENT REPORT (CERTIFICATION)	LG	Approved by: Quality Manager
Test Report S/N: 1M1707240228-05-R1.ZNF	Test Dates: 7/24 - 8/7/2017	EUT Type: Portable Tablet		Page 37 of 151

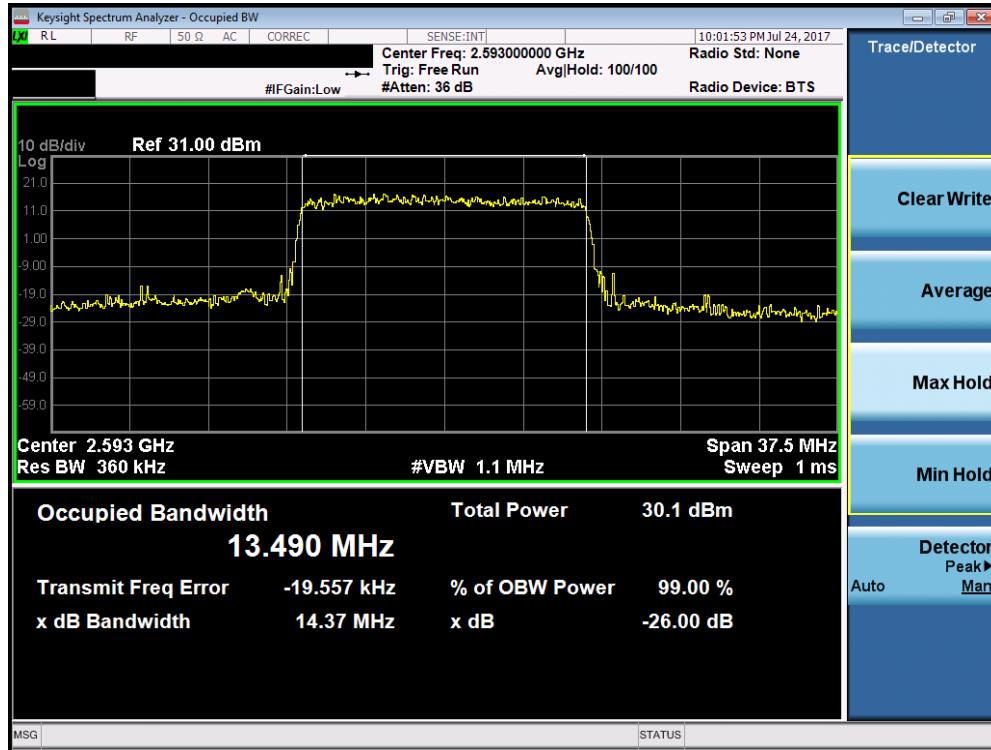


Plot 7-45. Occupied Bandwidth Plot (Band 41 – 10.0MHz QPSK – RB Size 50)

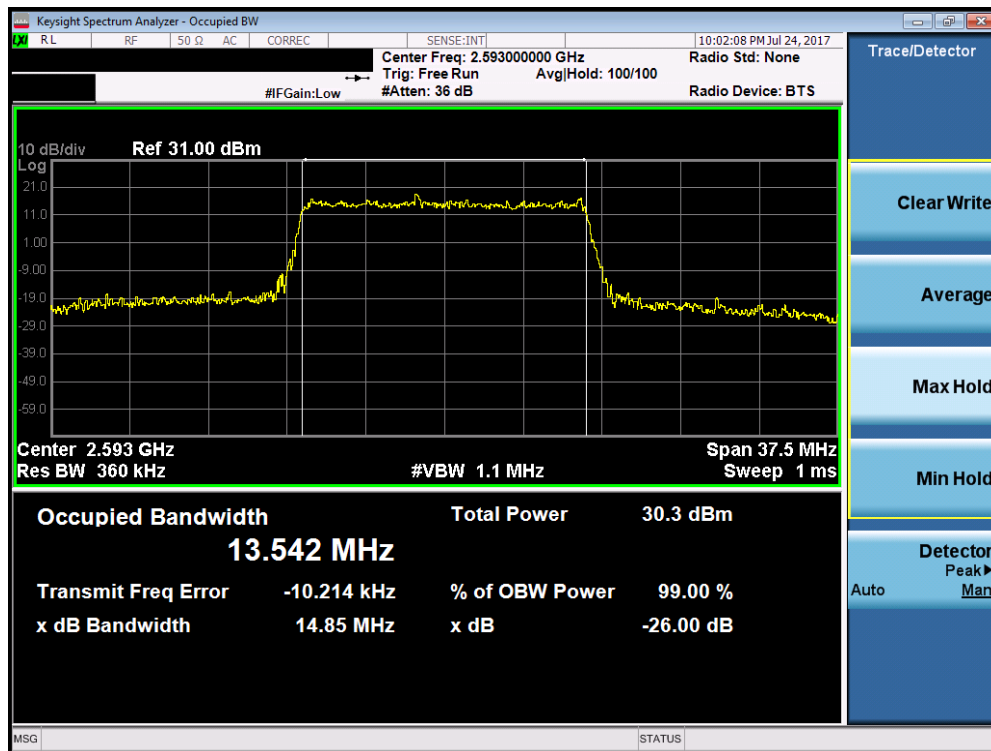


Plot 7-46. Occupied Bandwidth Plot (Band 41 – 10.0MHz 16-QAM – RB Size 50)

FCC ID: ZNFLK460			FCC Pt. 22, 24, & 27 LTE MEASUREMENT REPORT (CERTIFICATION)		Approved by: Quality Manager
Test Report S/N: 1M1707240228-05-R1.ZNF	Test Dates: 7/24 - 8/7/2017	EUT Type: Portable Tablet			Page 38 of 151

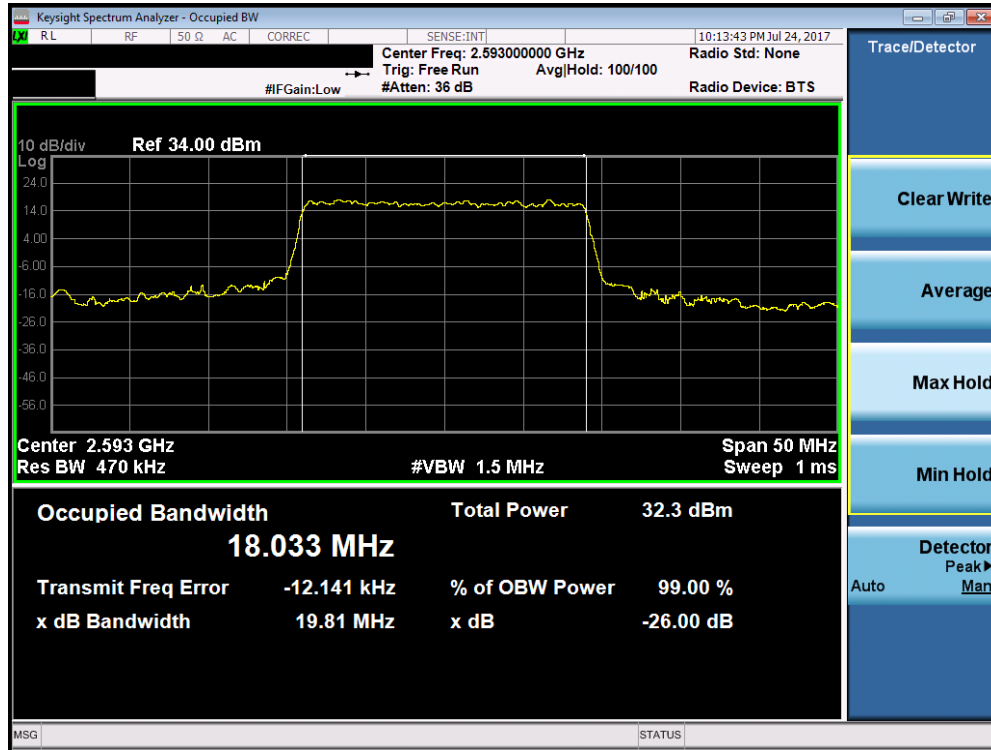


Plot 7-47. Occupied Bandwidth Plot (Band 41 – 15.0MHz QPSK – RB Size 75)



Plot 7-48. Occupied Bandwidth Plot (Band 41 – 15.0MHz 16-QAM – RB Size 75)

FCC ID: ZNFLK460	PCTEST ENGINEERING LABORATORY, INC.	FCC Pt. 22, 24, & 27 LTE MEASUREMENT REPORT (CERTIFICATION)	LG	Approved by: Quality Manager
Test Report S/N: 1M1707240228-05-R1.ZNF	Test Dates: 7/24 - 8/7/2017	EUT Type: Portable Tablet		Page 39 of 151





Plot 7-49. Occupied Bandwidth Plot (Band 41 – 20.0MHz QPSK – RB Size 100)



Plot 7-50. Occupied Bandwidth Plot (Band 41 – 20.0MHz 16-QAM – RB Size 100)

FCC ID: ZNFLK460	PCTEST ENGINEERING LABORATORY, INC.	FCC Pt. 22, 24, & 27 LTE MEASUREMENT REPORT (CERTIFICATION)	LG	Approved by: Quality Manager
Test Report S/N: 1M1707240228-05-R1.ZNF	Test Dates: 7/24 - 8/7/2017	EUT Type: Portable Tablet		Page 40 of 151

FCC ID: ZNFLK460		FCC Pt. 22, 24, & 27 LTE MEASUREMENT REPORT (CERTIFICATION)		Approved by: Quality Manager
Test Report S/N: 1M1707240228-05-R1.ZNF	Test Dates: 7/24 - 8/7/2017	EUT Type: Portable Tablet		Page 41 of 151

7.3 Spurious and Harmonic Emissions at Antenna Terminal

§2.1051 §22.917(a) §24.238(a) §27.53(g) §27.53(h) §27.53(m)

Test Overview

The level of the carrier and the various conducted spurious and harmonic frequencies is measured by means of a calibrated spectrum analyzer. The spectrum is scanned from the lowest frequency generated in the equipment up to a frequency including its 10th harmonic. All out of band emissions are measured with a spectrum analyzer connected to the antenna terminal of the EUT while the EUT is operating at its maximum duty cycle, at maximum power, and at the appropriate frequencies. All data rates were investigated to determine the worst case configuration. All modes of operation were investigated and the worst case configuration results are reported in this section.

For Band 41, the minimum permissible attenuation level of any spurious emission is $55 + \log_{10}(P_{\text{Watts}})$.

The minimum permissible attenuation level of any spurious emission is $43 + \log_{10}(P_{\text{Watts}})$, where P is the transmitter power in Watts.

Test Procedure Used

KDB 971168 D01 v02r02 – Section 6.0

Test Settings

1. Start frequency was set to 30MHz and stop frequency was set to at least 10 * the fundamental frequency (separated into at least two plots per channel)
2. Detector = RMS
3. Trace mode = trace average for continuous emissions, max hold for pulse emissions
4. Sweep time = auto couple
5. The trace was allowed to stabilize
6. Please see test notes below for RBW and VBW settings

Test Setup

The EUT and measurement equipment were set up as shown in the diagram below.

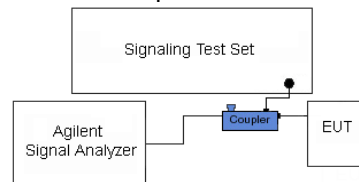


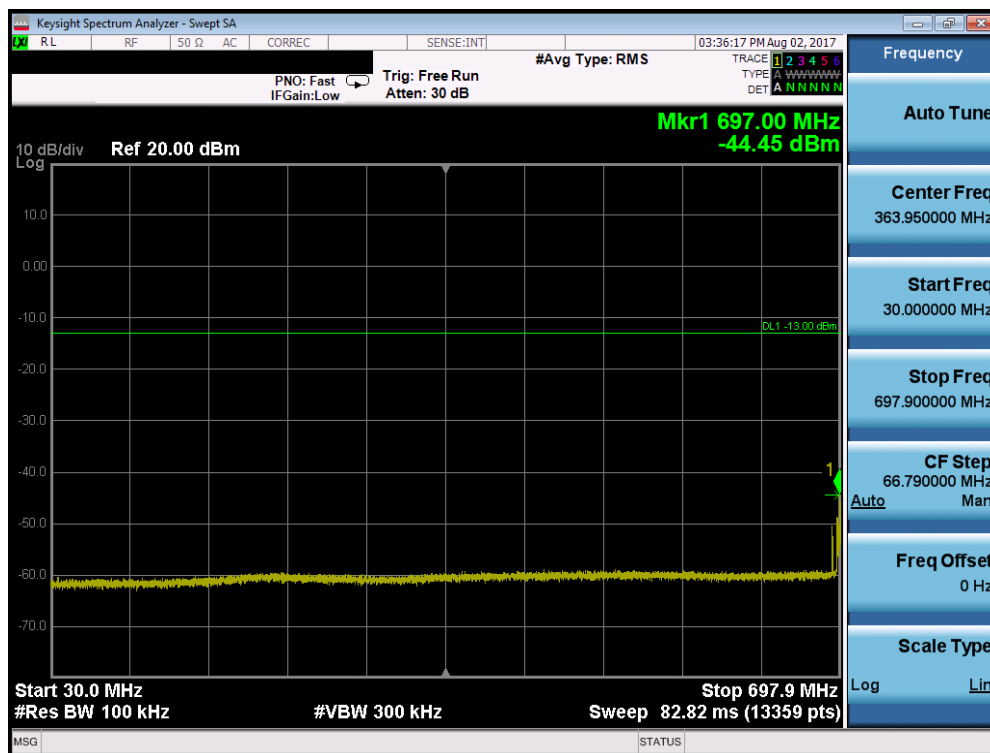


Figure 7-2. Test Instrument & Measurement Setup



Test Notes

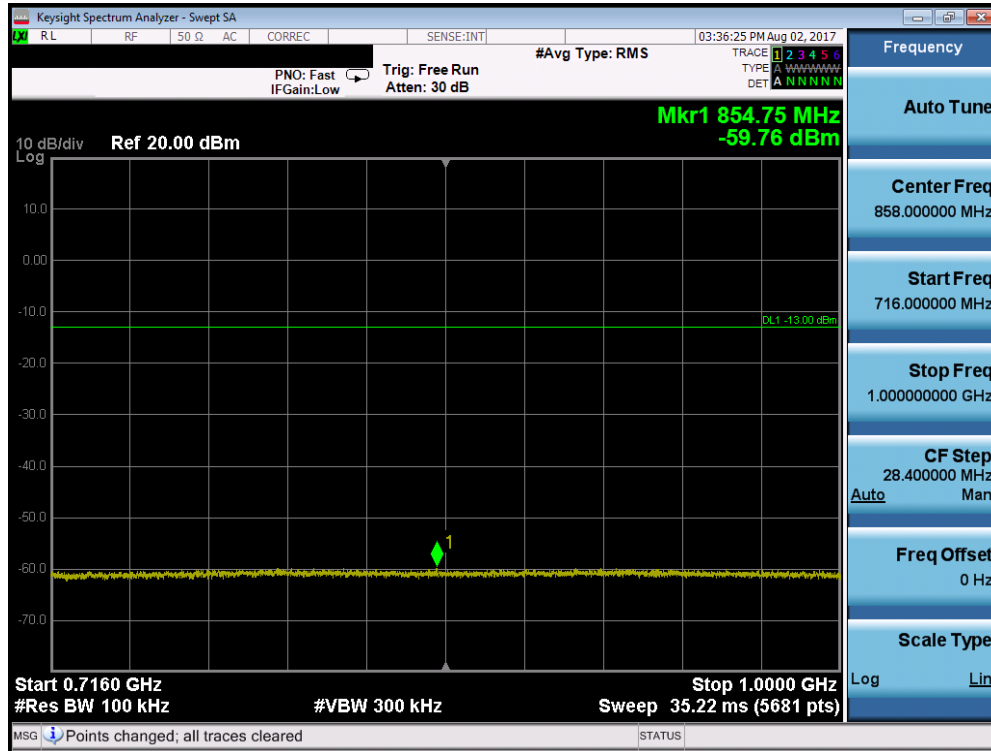
Compliance with the applicable limits is based on the use of measurement instrumentation employing a resolution bandwidth of 100 kHz or greater for frequencies less than 1 GHz and 1 MHz or greater for frequencies greater than 1 GHz. However, in the 1 MHz bands immediately outside and adjacent to the frequency block a resolution bandwidth of at least one percent of the emission bandwidth of the fundamental emission of the transmitter may be employed. The emission bandwidth is defined as the width of the signal between two points, one below the carrier center frequency and one above the carrier center frequency, outside of which all emission are attenuated at least 26 dB below the transmitter power.

FCC ID: ZNFLK460	 FCC Pt. 22, 24, & 27 LTE MEASUREMENT REPORT (CERTIFICATION)		 Approved by: Quality Manager
Test Report S/N: 1M1707240228-05-R1.ZNF	Test Dates: 7/24 - 8/7/2017	EUT Type: Portable Tablet	Page 42 of 151

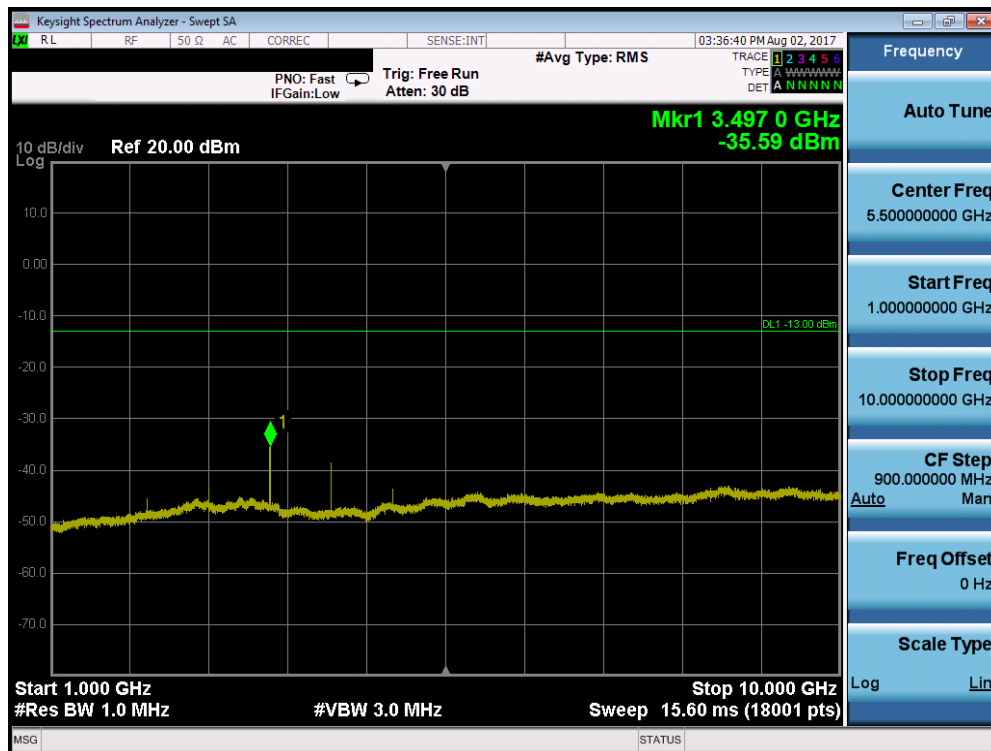


Plot 7-51. Conducted Spurious Plot (Band 12 – 5.0MHz QPSK – RB Size 1, RB Offset 0 – Low Channel)



FCC ID: ZNFLK460		FCC Pt. 22, 24, & 27 LTE MEASUREMENT REPORT (CERTIFICATION)		Approved by: Quality Manager
Test Report S/N: 1M1707240228-05-R1.ZNF	Test Dates: 7/24 - 8/7/2017	EUT Type: Portable Tablet		Page 43 of 151

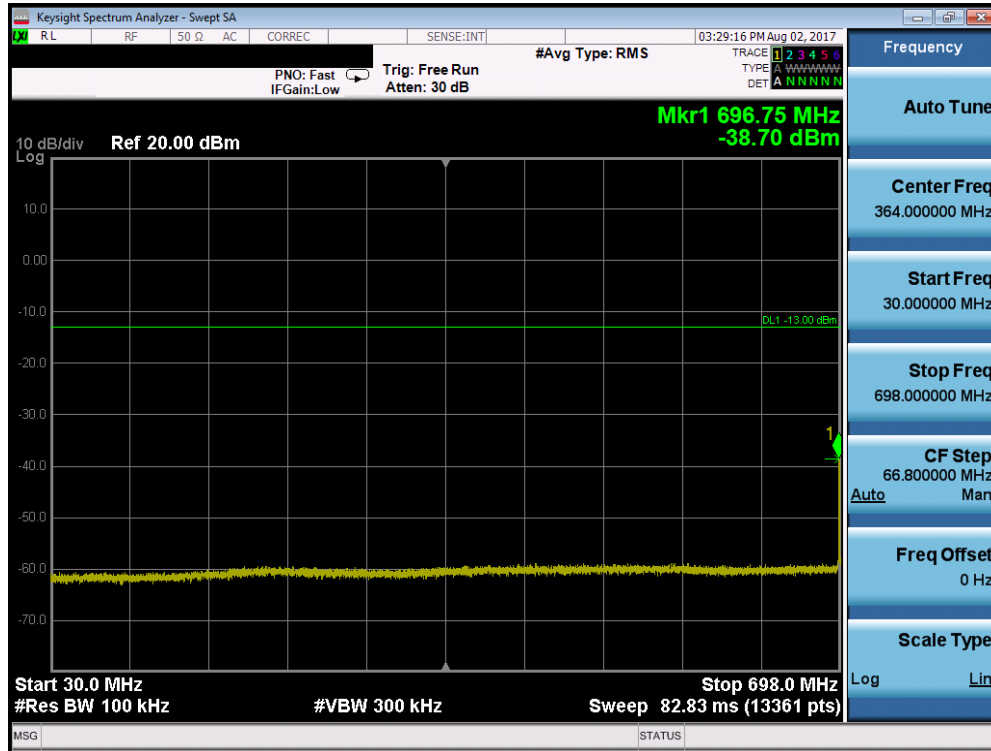


Plot 7-52. Conducted Spurious Plot (Band 12 – 5.0MHz QPSK – RB Size 1, RB Offset 0 – Low Channel)

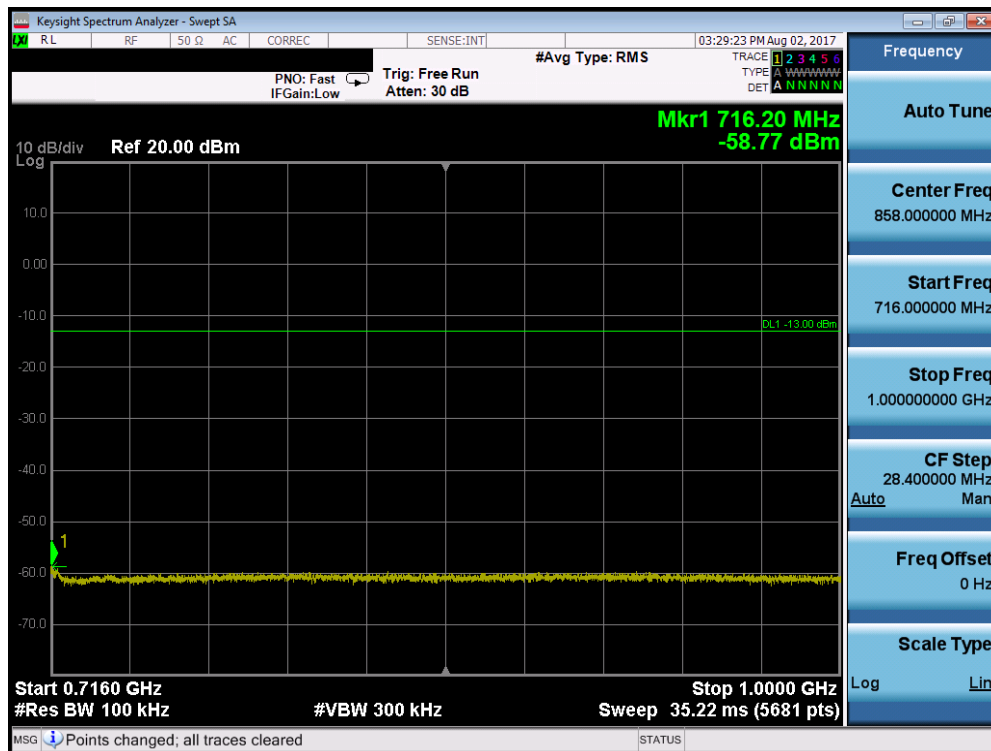


Plot 7-53. Conducted Spurious Plot (Band 12 – 5.0MHz QPSK – RB Size 1, RB Offset 0 – Low Channel)



FCC ID: ZNFLK460	 FCC Pt. 22, 24, & 27 LTE MEASUREMENT REPORT (CERTIFICATION)		 Approved by: Quality Manager
Test Report S/N: 1M1707240228-05-R1.ZNF	Test Dates: 7/24 - 8/7/2017	EUT Type: Portable Tablet	Page 44 of 151

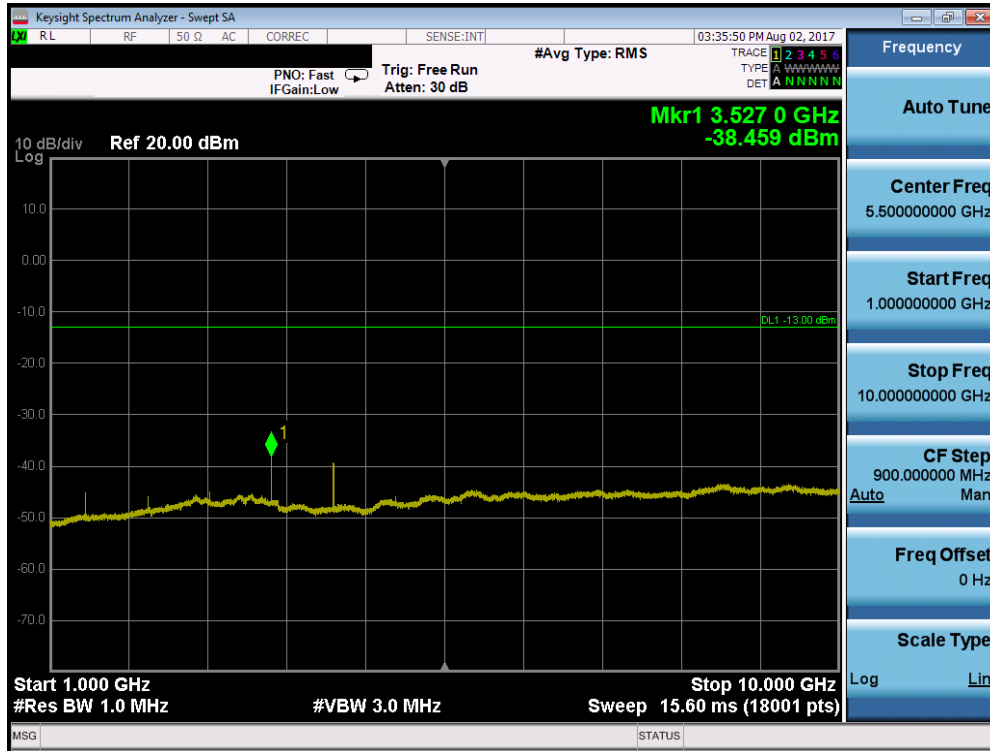


Plot 7-54. Conducted Spurious Plot (Band 12 – 5.0MHz QPSK – RB Size 1, RB Offset 0 – Mid Channel)

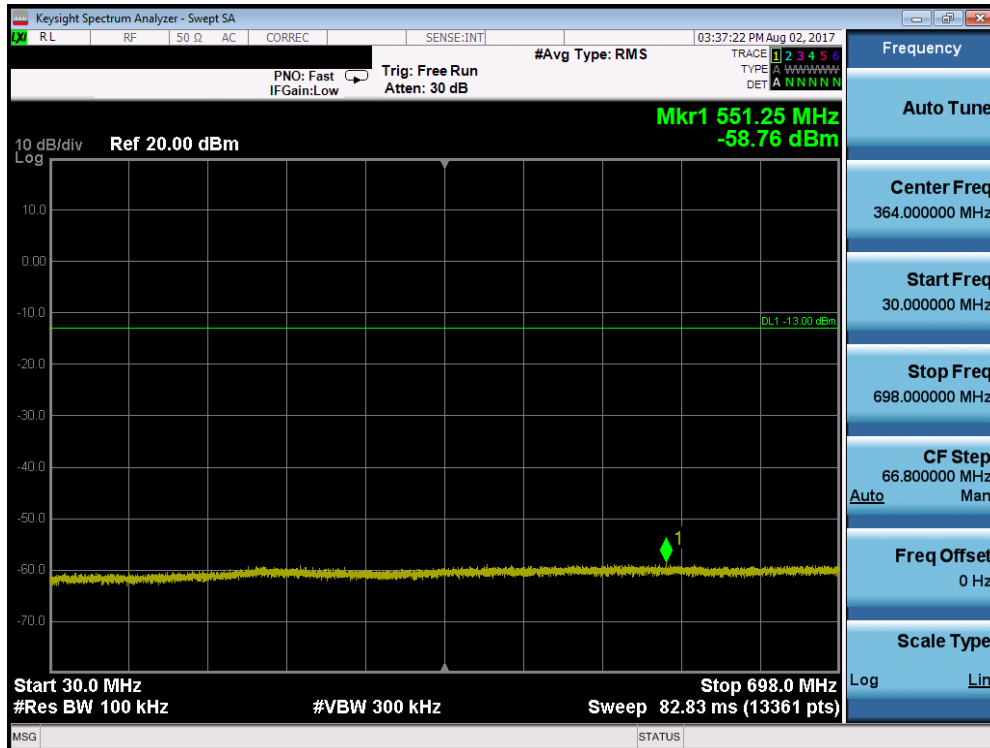


Plot 7-55. Conducted Spurious Plot (Band 12 – 5.0MHz QPSK – RB Size 1, RB Offset 0 – Mid Channel)



FCC ID: ZNFLK460	 FCC Pt. 22, 24, & 27 LTE MEASUREMENT REPORT (CERTIFICATION) 		Approved by: Quality Manager
Test Report S/N: 1M1707240228-05-R1.ZNF	Test Dates: 7/24 - 8/7/2017	EUT Type: Portable Tablet	Page 45 of 151

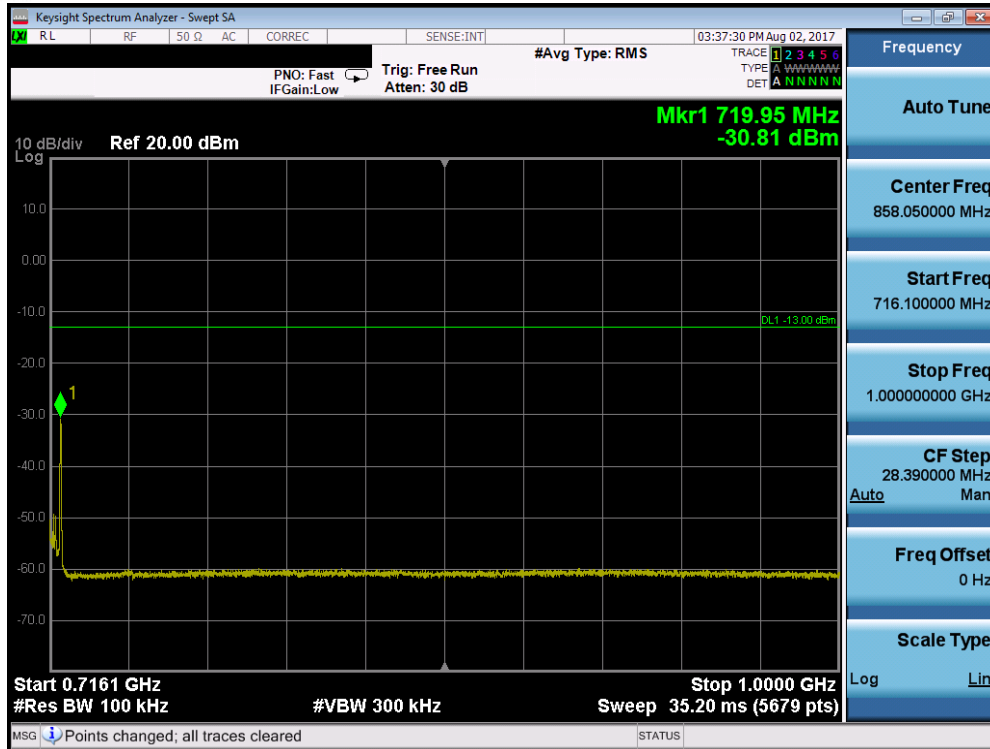


Plot 7-56. Conducted Spurious Plot (Band 12 – 5.0MHz QPSK – RB Size 1, RB Offset 0 – Mid Channel)

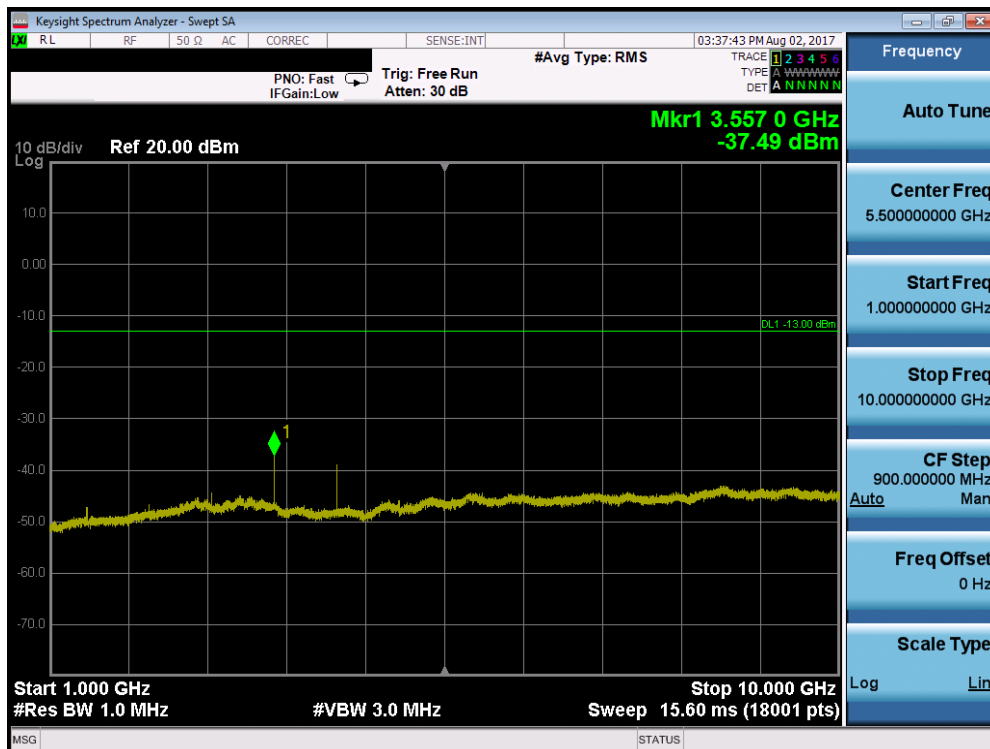


Plot 7-57. Conducted Spurious Plot (Band 12 – 5.0MHz QPSK – RB Size 1, RB Offset 0 – High Channel)

FCC ID: ZNFLK460	 FCC Pt. 22, 24, & 27 LTE MEASUREMENT REPORT (CERTIFICATION)		 Approved by: Quality Manager
Test Report S/N: 1M1707240228-05-R1.ZNF	Test Dates: 7/24 - 8/7/2017	EUT Type: Portable Tablet	
© 2017 PCTEST Engineering Laboratory, Inc.			Page 46 of 151

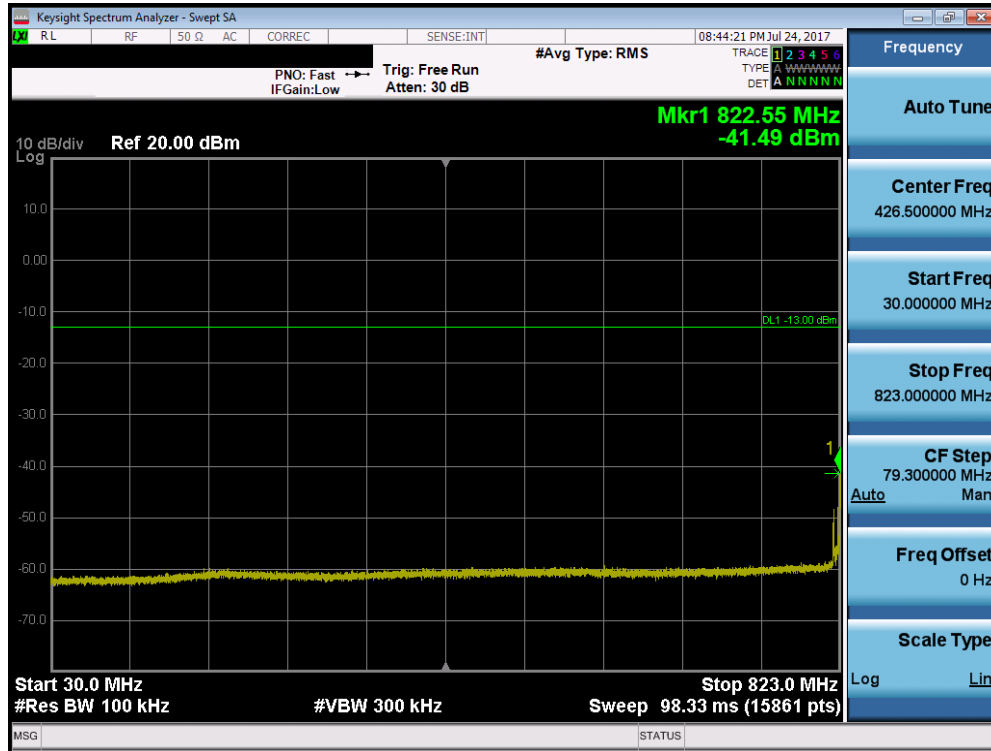


Plot 7-58. Conducted Spurious Plot (Band 12 – 5.0MHz QPSK – RB Size 1, RB Offset 0 – High Channel)

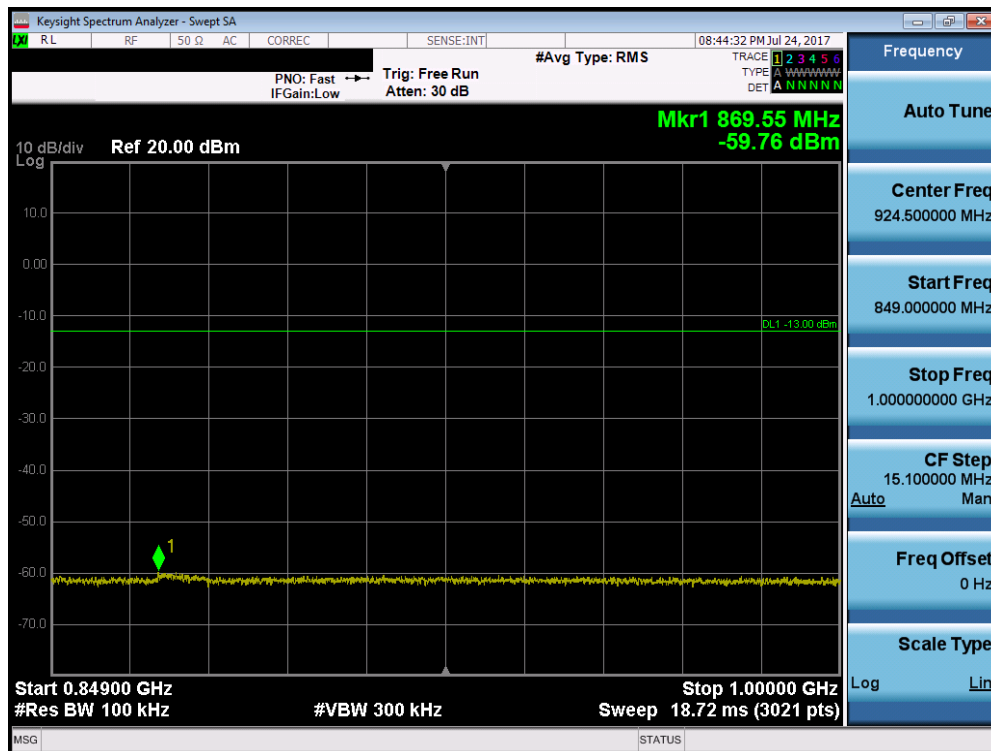


Plot 7-59. Conducted Spurious Plot (Band 12 – 5.0MHz QPSK – RB Size 1, RB Offset 0 – High Channel)



FCC ID: ZNFLK460	PCTEST ENGINEERING LABORATORY, INC.	FCC Pt. 22, 24, & 27 LTE MEASUREMENT REPORT (CERTIFICATION)	LG	Approved by: Quality Manager
Test Report S/N: 1M1707240228-05-R1.ZNF	Test Dates: 7/24 - 8/7/2017	EUT Type: Portable Tablet		Page 47 of 151

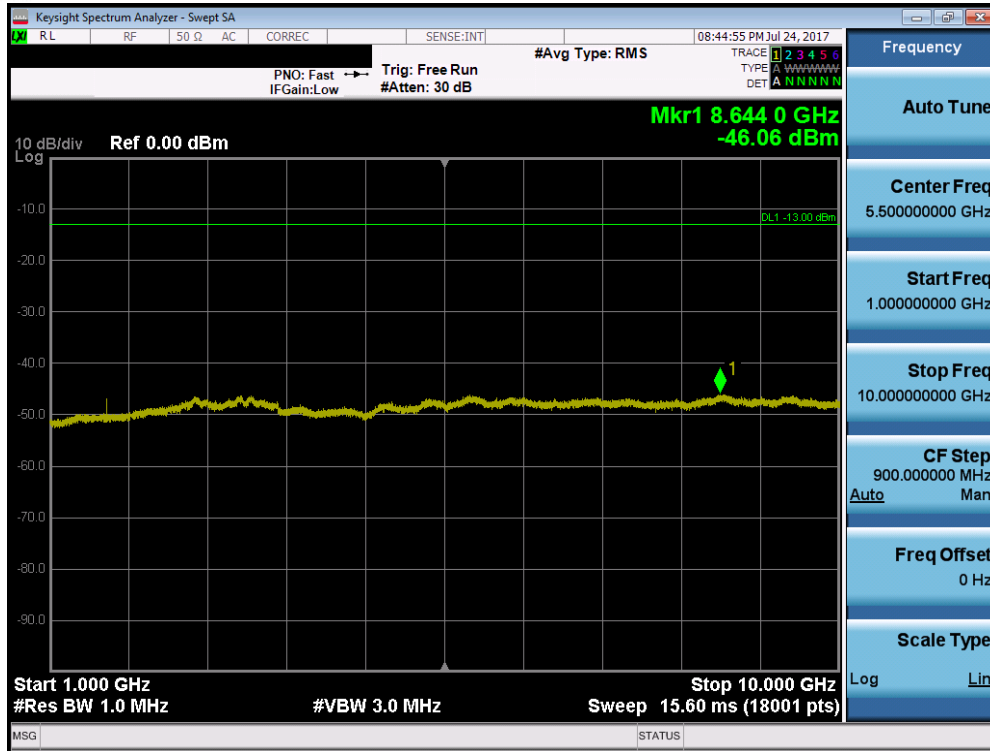


Plot 7-60. Conducted Spurious Plot (Band 5/26 – 10.0MHz QPSK – RB Size 1, RB Offset 0– Low Channel)

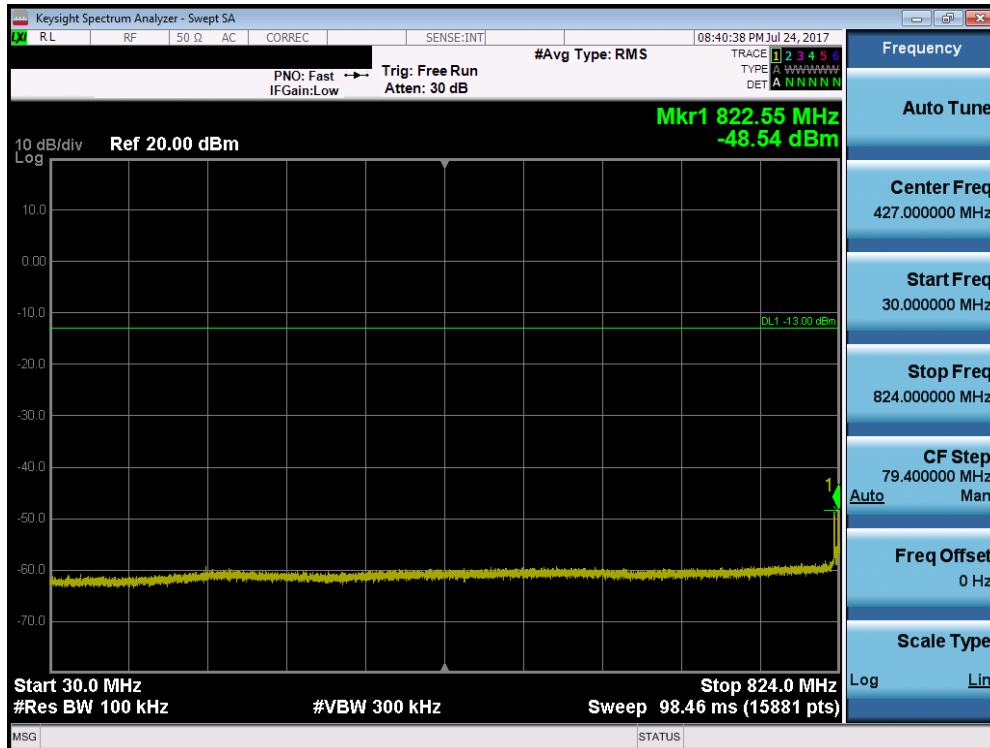


Plot 7-61. Conducted Spurious Plot (Band 5/26 – 10.0MHz QPSK – RB Size 1, RB Offset 0 – Low Channel)

FCC ID: ZNFLK460	 FCC Pt. 22, 24, & 27 LTE MEASUREMENT REPORT (CERTIFICATION)		 Approved by: Quality Manager
Test Report S/N: 1M1707240228-05-R1.ZNF	Test Dates: 7/24 - 8/7/2017	EUT Type: Portable Tablet	Page 48 of 151

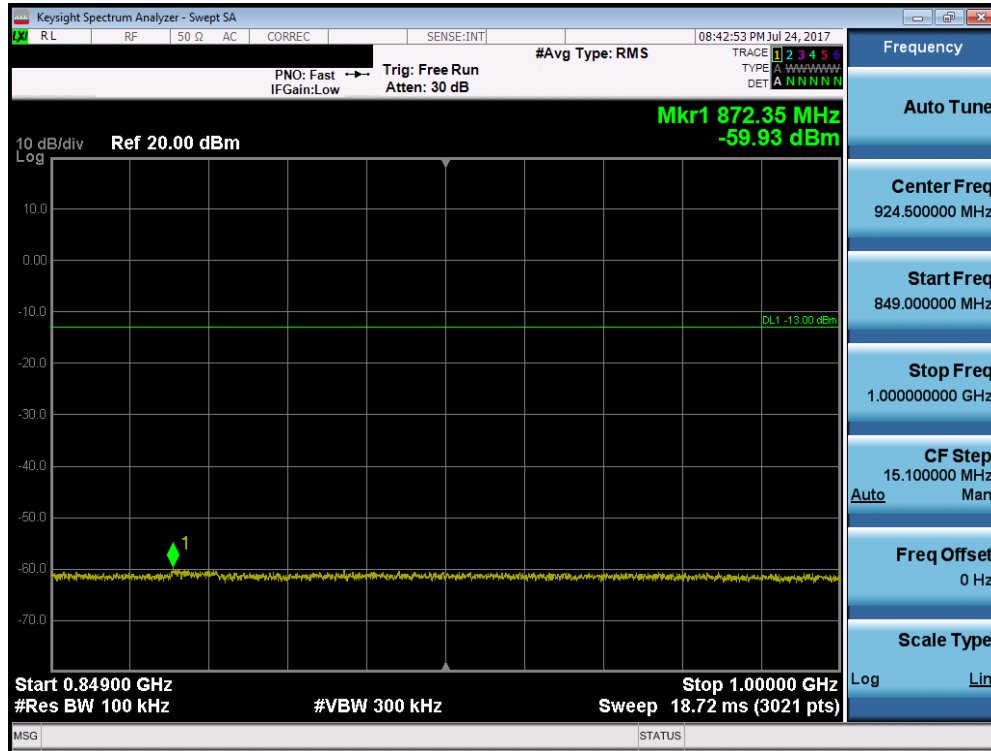


Plot 7-62. Conducted Spurious Plot (Band 5/26 – 10.0MHz QPSK – RB Size 1, RB Offset 0 – Low Channel)

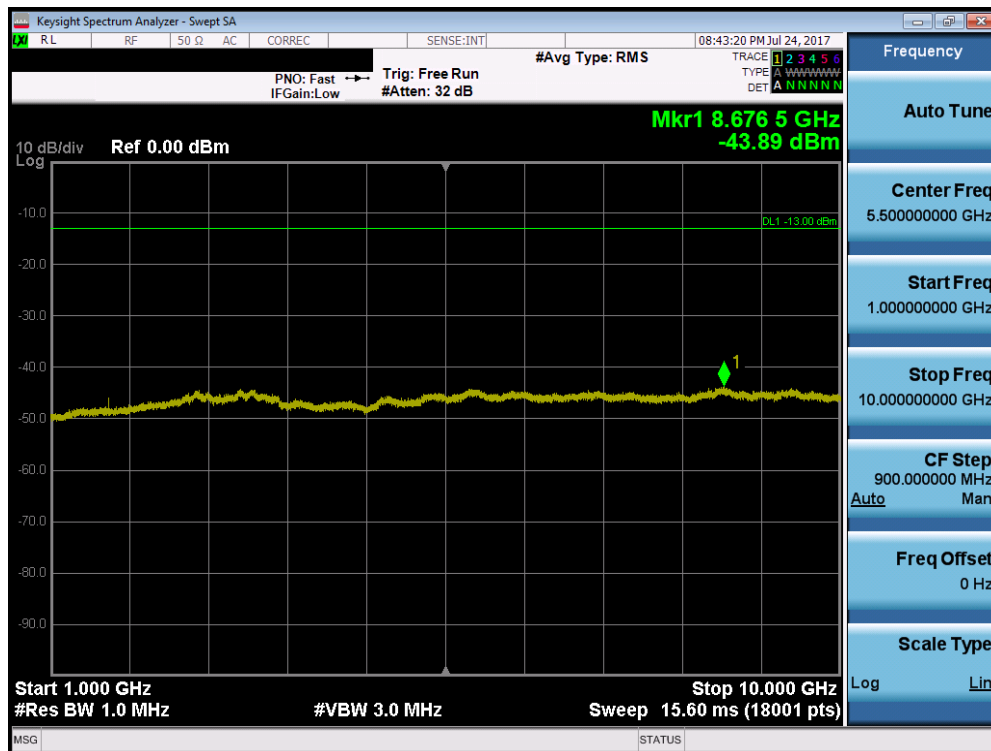


Plot 7-63. Conducted Spurious Plot (Band 5/26 – 10.0MHz QPSK – RB Size 1, RB Offset 0 – Mid Channel)



FCC ID: ZNFLK460			FCC Pt. 22, 24, & 27 LTE MEASUREMENT REPORT (CERTIFICATION)		Approved by: Quality Manager
Test Report S/N: 1M1707240228-05-R1.ZNF	Test Dates: 7/24 - 8/7/2017	EUT Type: Portable Tablet			Page 49 of 151



Plot 7-64. Conducted Spurious Plot (Band 5/26 – 10.0MHz QPSK – RB Size 1, RB Offset 0 – Mid Channel)

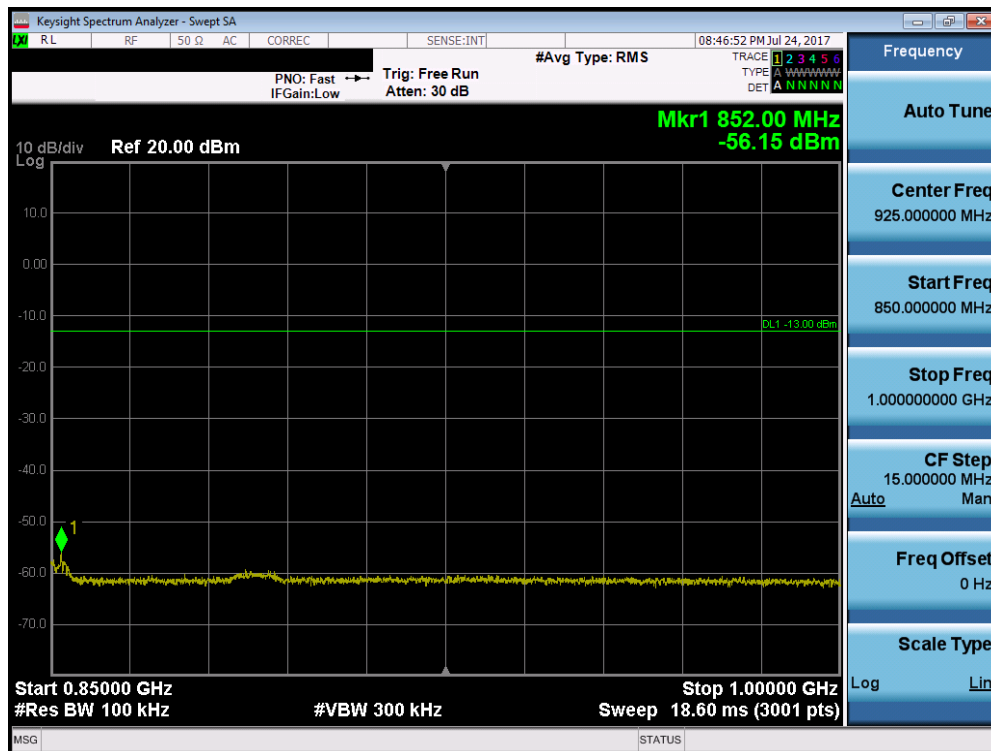


Plot 7-65. Conducted Spurious Plot (Band 5/26 – 10.0MHz QPSK – RB Size 1, RB Offset 0 – Mid Channel)



FCC ID: ZNFLK460	 FCC Pt. 22, 24, & 27 LTE MEASUREMENT REPORT (CERTIFICATION)		 Approved by: Quality Manager
Test Report S/N: 1M1707240228-05-R1.ZNF	Test Dates: 7/24 - 8/7/2017	EUT Type: Portable Tablet	Page 50 of 151

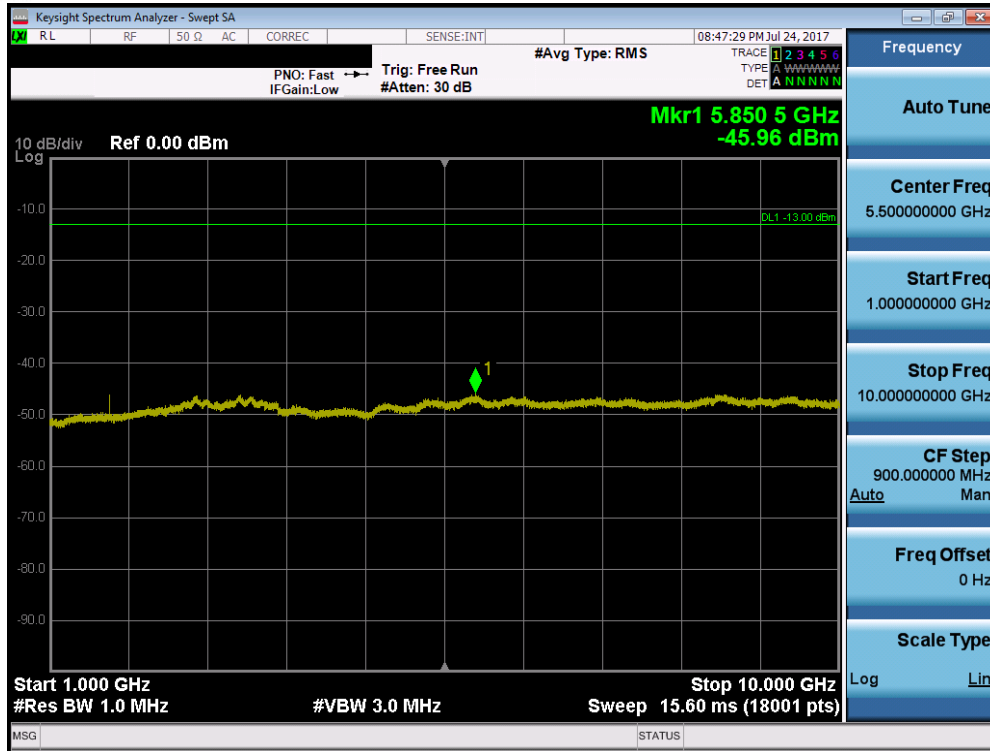


Plot 7-66. Conducted Spurious Plot (Band 5/26 – 10.0MHz QPSK – RB Size 1, RB Offset 0 – High Channel)

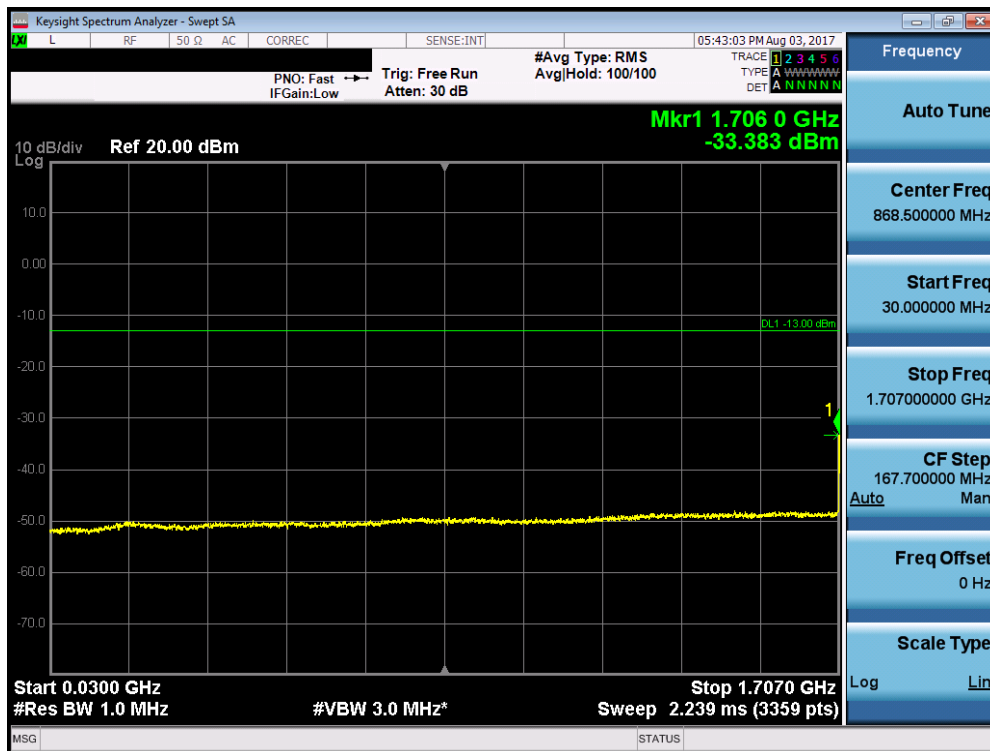


Plot 7-67. Conducted Spurious Plot (Band 5/26 – 10.0MHz QPSK – RB Size 1, RB Offset 0 – High Channel)

FCC ID: ZNFLK460	 FCC Pt. 22, 24, & 27 LTE MEASUREMENT REPORT (CERTIFICATION)		 Approved by: Quality Manager
Test Report S/N: 1M1707240228-05-R1.ZNF	Test Dates: 7/24 - 8/7/2017	EUT Type: Portable Tablet	Page 51 of 151

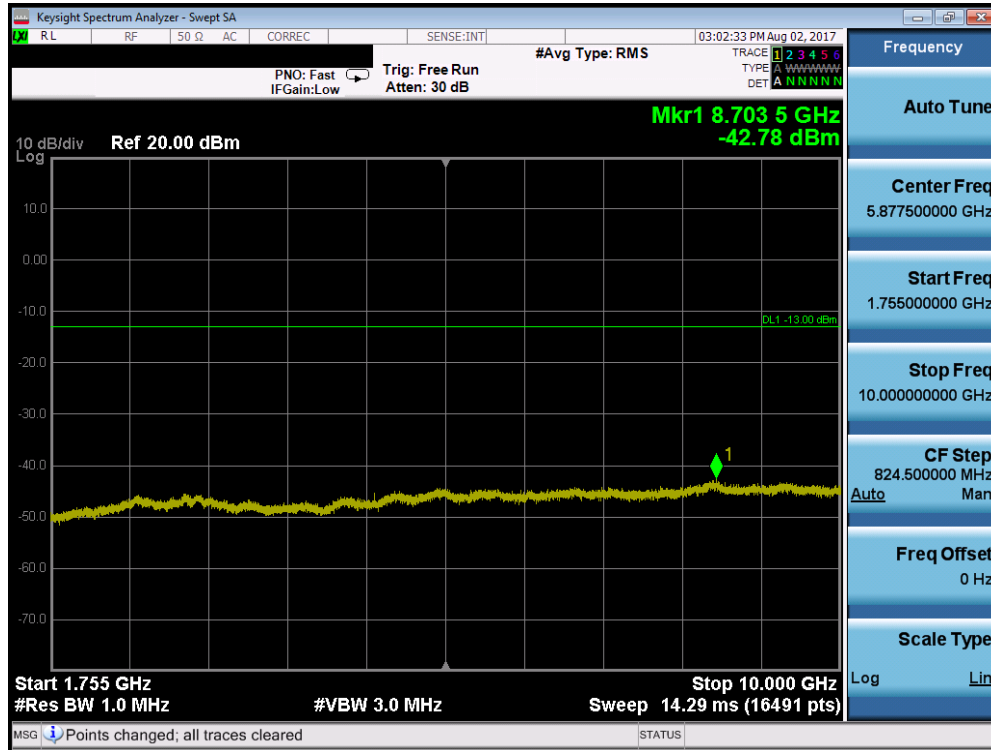


Plot 7-68. Conducted Spurious Plot (Band 5/26 – 10.0MHz QPSK – RB Size 1, RB Offset 0 – High Channel)

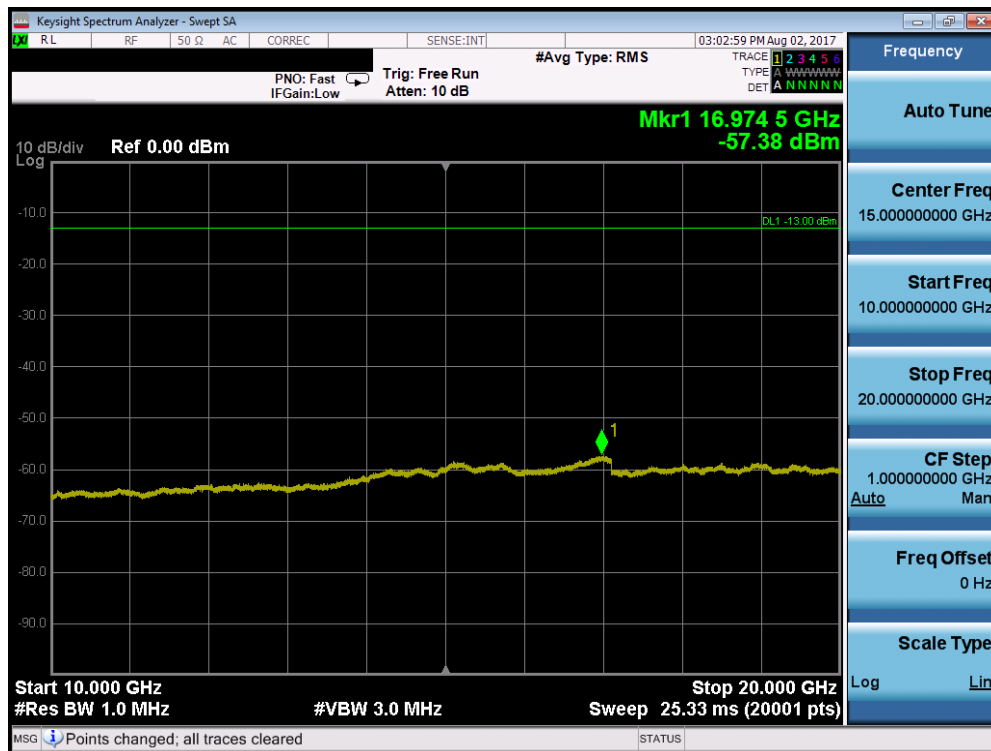


Plot 7-69. Conducted Spurious Plot (Band 4 – 3.0MHz QPSK – RB Size 1, RB Offset 0 – Low Channel)



FCC ID: ZNFLK460			FCC Pt. 22, 24, & 27 LTE MEASUREMENT REPORT (CERTIFICATION)		Approved by: Quality Manager
Test Report S/N: 1M1707240228-05-R1.ZNF	Test Dates: 7/24 - 8/7/2017	EUT Type: Portable Tablet			Page 52 of 151

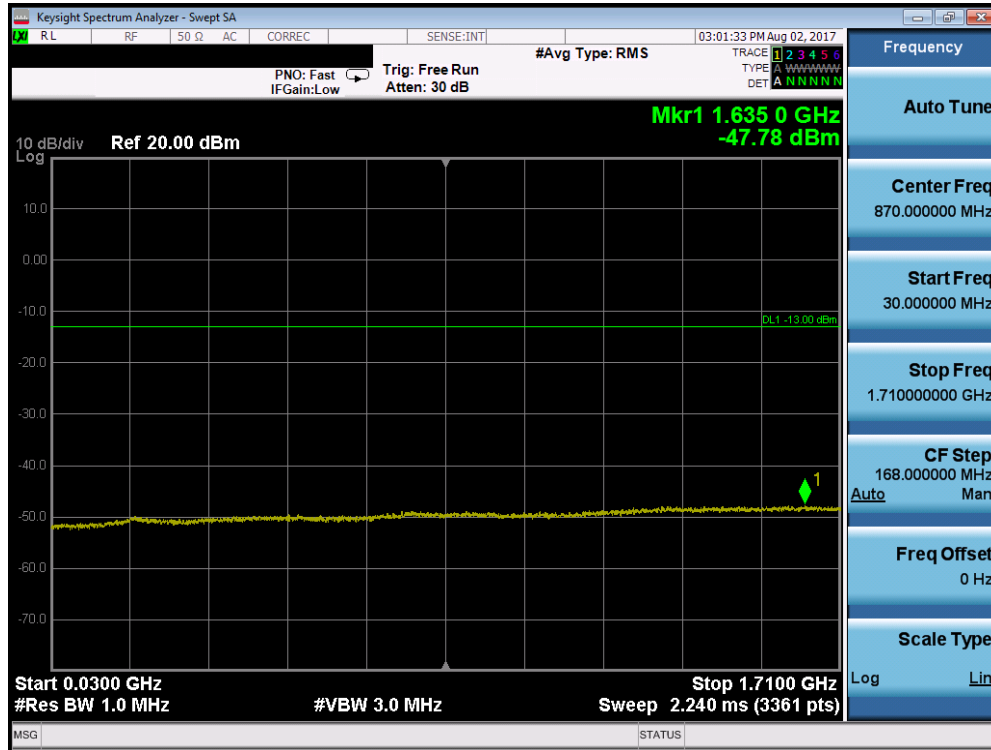


Plot 7-70. Conducted Spurious Plot (Band 4 – 3.0MHz QPSK – RB Size 1, RB Offset 0 – Low Channel)

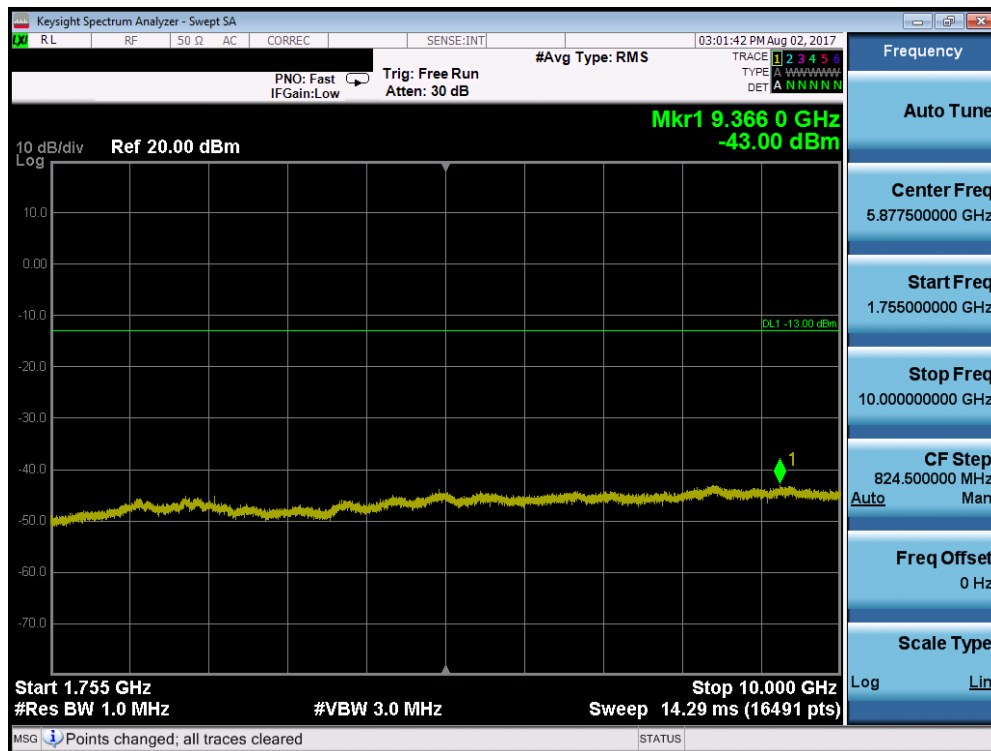


Plot 7-71. Conducted Spurious Plot (Band 4 – 3.0MHz QPSK – RB Size 1, RB Offset 0 – Low Channel)



FCC ID: ZNFLK460		FCC Pt. 22, 24, & 27 LTE MEASUREMENT REPORT (CERTIFICATION)		Approved by: Quality Manager
Test Report S/N: 1M1707240228-05-R1.ZNF	Test Dates: 7/24 - 8/7/2017	EUT Type: Portable Tablet		Page 53 of 151

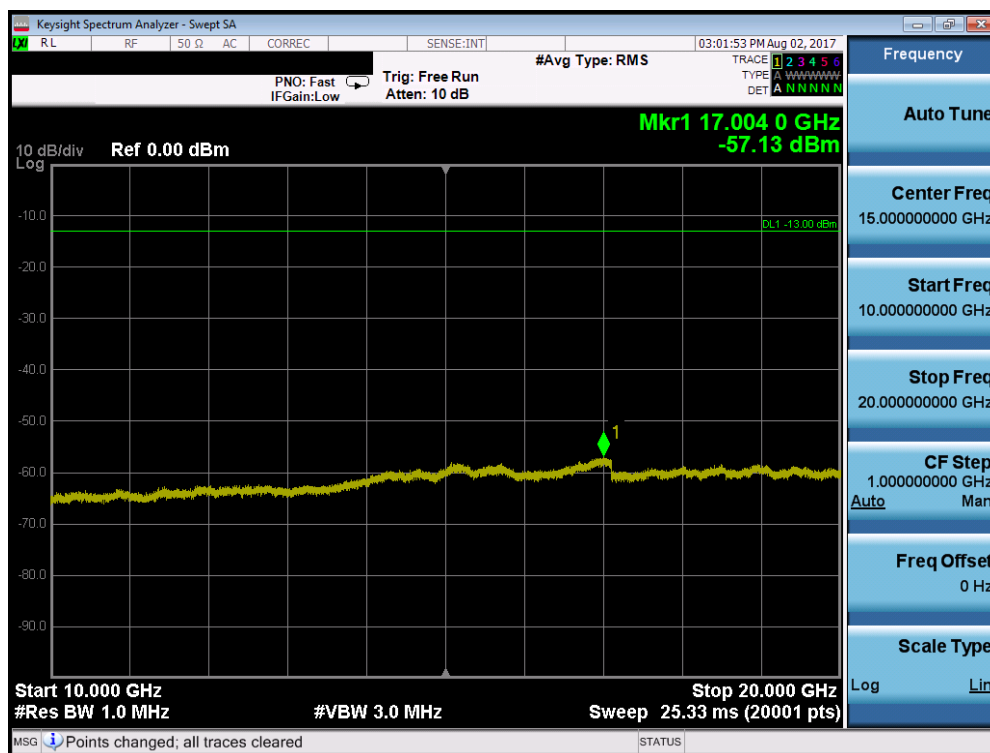


Plot 7-72. Conducted Spurious Plot (Band 4 – 3.0MHz QPSK – RB Size 1, RB Offset 0 – Mid Channel)

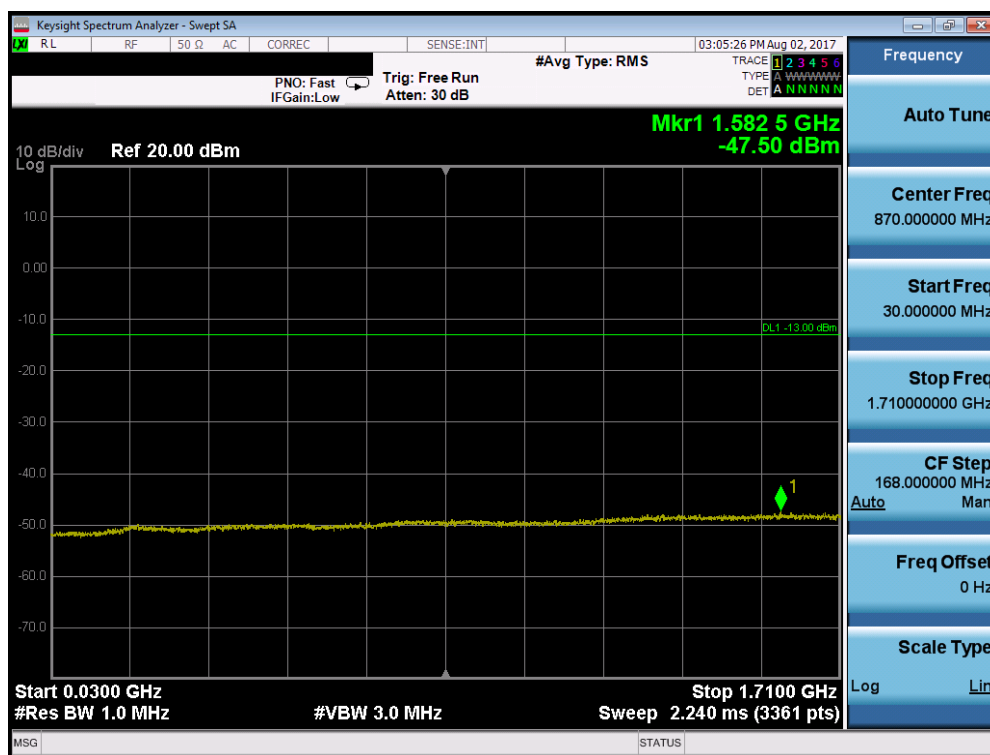


Plot 7-73. Conducted Spurious Plot (Band 4 – 3.0MHz QPSK – RB Size 1, RB Offset 0 – Mid Channel)

FCC ID: ZNFLK460	 FCC Pt. 22, 24, & 27 LTE MEASUREMENT REPORT (CERTIFICATION)		 Approved by: Quality Manager
Test Report S/N: 1M1707240228-05-R1.ZNF	Test Dates: 7/24 - 8/7/2017	EUT Type: Portable Tablet	Page 54 of 151

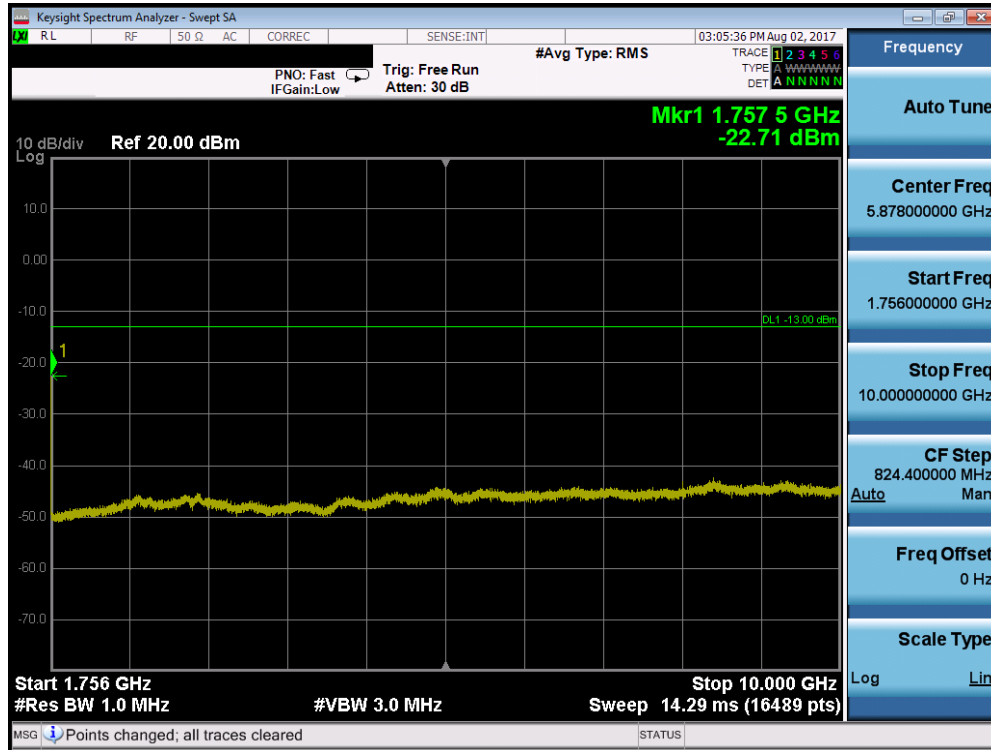


Plot 7-74. Conducted Spurious Plot (Band 4 – 3.0MHz QPSK – RB Size 1, RB Offset 0 – Mid Channel)

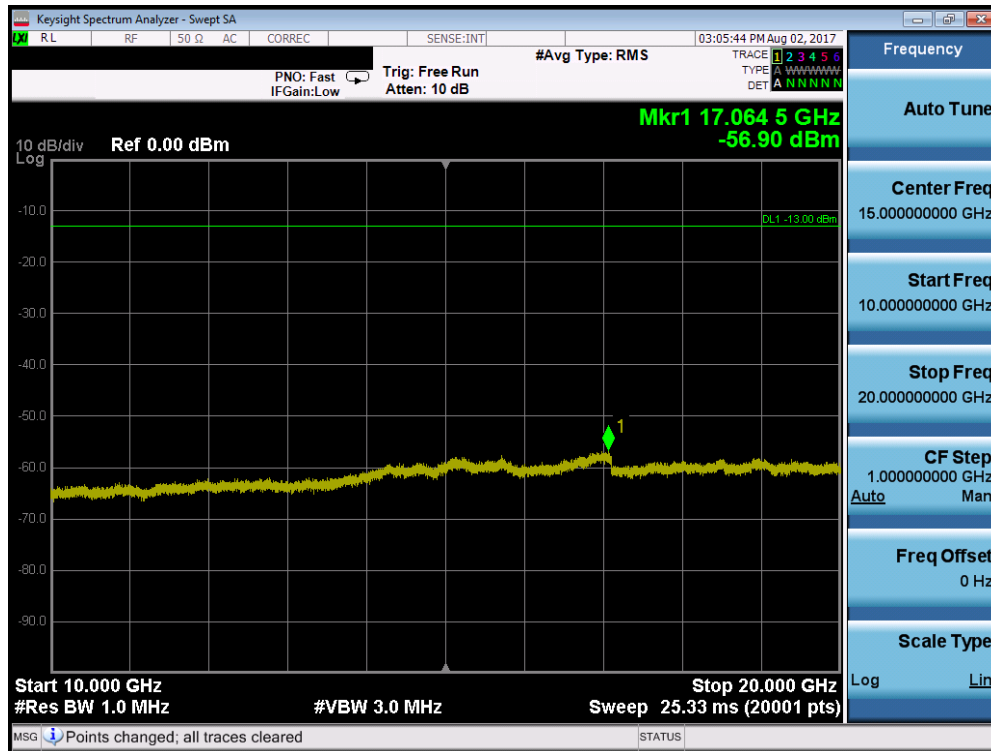


Plot 7-75. Conducted Spurious Plot (Band 4 – 3.0MHz QPSK – RB Size 1, RB Offset 0 – High Channel)

FCC ID: ZNFLK460			FCC Pt. 22, 24, & 27 LTE MEASUREMENT REPORT (CERTIFICATION)		Approved by: Quality Manager
Test Report S/N: 1M1707240228-05-R1.ZNF	Test Dates: 7/24 - 8/7/2017	EUT Type: Portable Tablet			Page 55 of 151

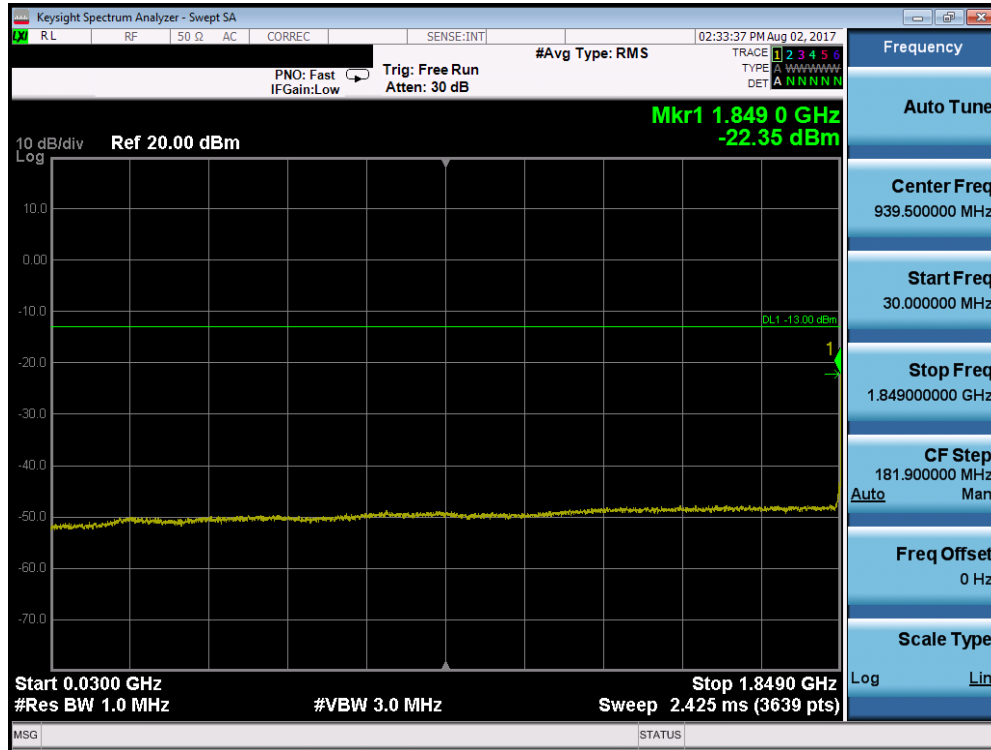


Plot 7-76. Conducted Spurious Plot (Band 4 – 3.0MHz QPSK – RB Size 1, RB Offset 0 – High Channel)

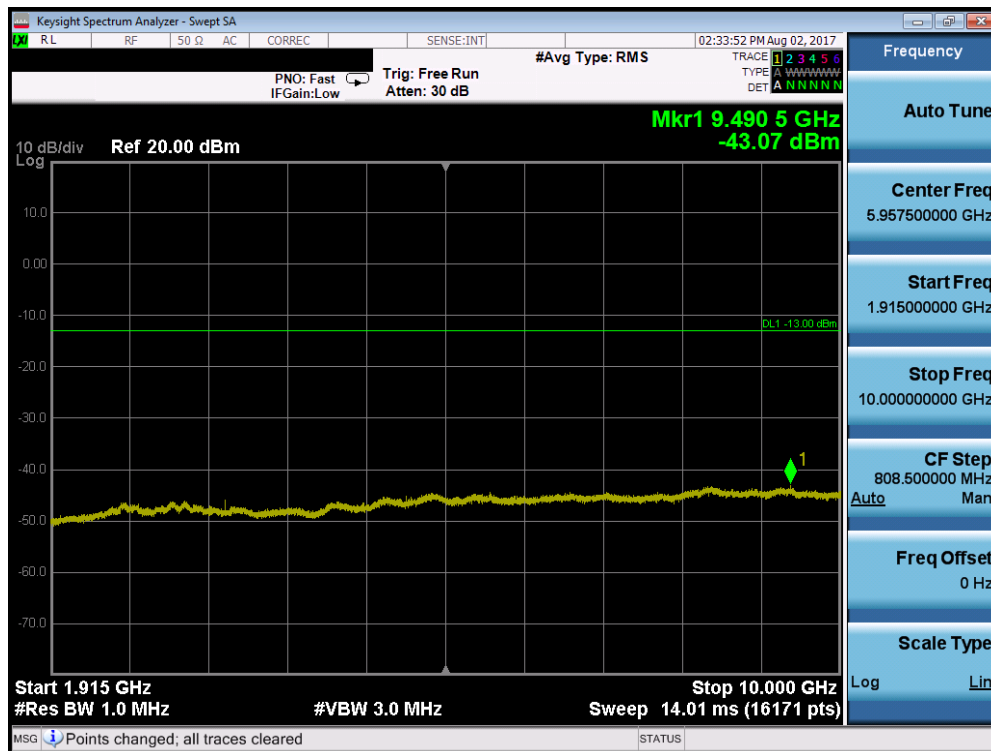


Plot 7-77. Conducted Spurious Plot (Band 4 – 3.0MHz QPSK – RB Size 1, RB Offset 0 – High Channel)

FCC ID: ZNFLK460	PCTEST ENGINEERING LABORATORY, INC.	FCC Pt. 22, 24, & 27 LTE MEASUREMENT REPORT (CERTIFICATION)	LG	Approved by: Quality Manager
Test Report S/N: 1M1707240228-05-R1.ZNF	Test Dates: 7/24 - 8/7/2017	EUT Type: Portable Tablet		Page 56 of 151

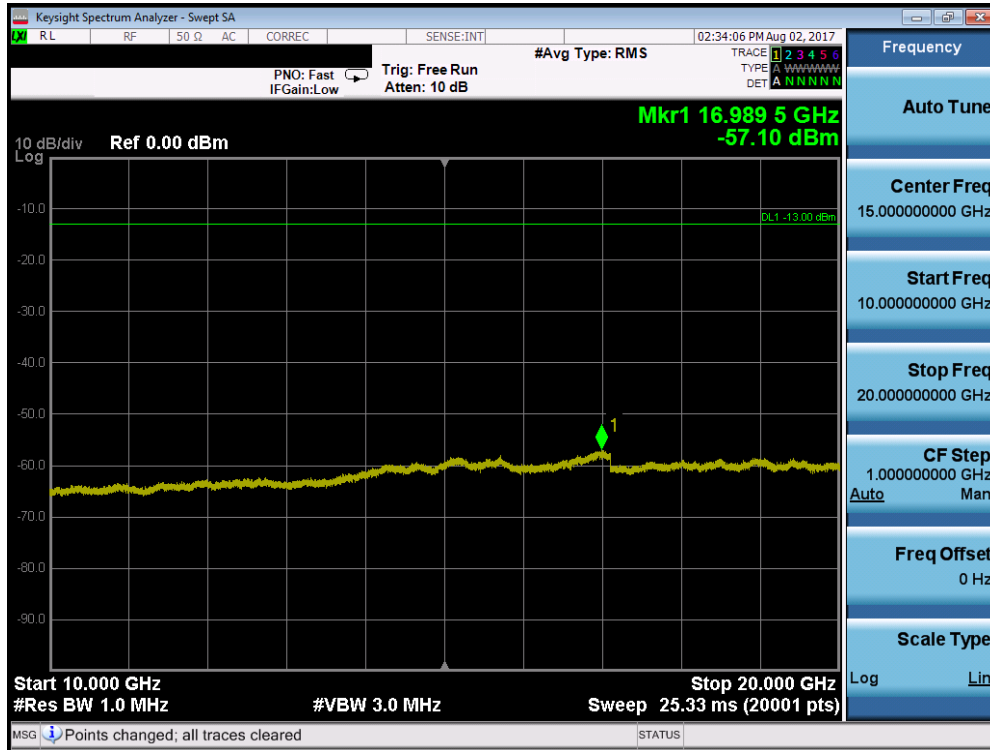


Plot 7-78. Conducted Spurious Plot (Band 2/25 – 15.0MHz QPSK – RB Size 1, RB Offset 0 – Low Channel)

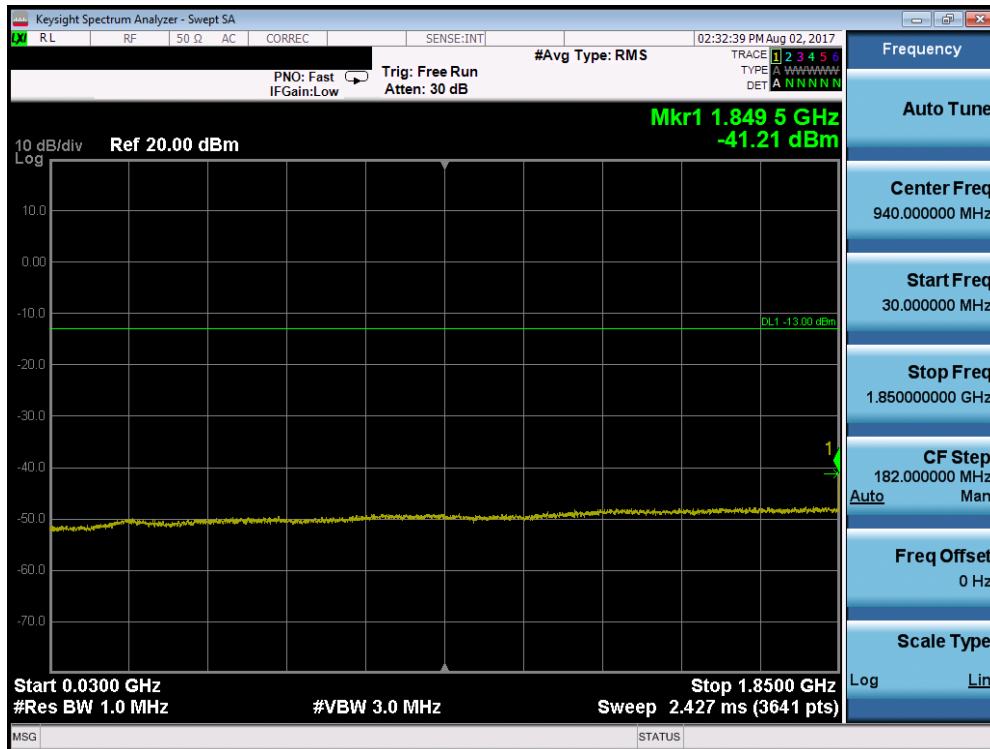


Plot 7-79. Conducted Spurious Plot (Band 2/25 – 15.0MHz QPSK – RB Size 1, RB Offset 0 – Low Channel)



FCC ID: ZNFLK460	FCC Pt. 22, 24, & 27 LTE MEASUREMENT REPORT (CERTIFICATION)		Approved by: Quality Manager
Test Report S/N: 1M1707240228-05-R1.ZNF	Test Dates: 7/24 - 8/7/2017	EUT Type: Portable Tablet	Page 57 of 151

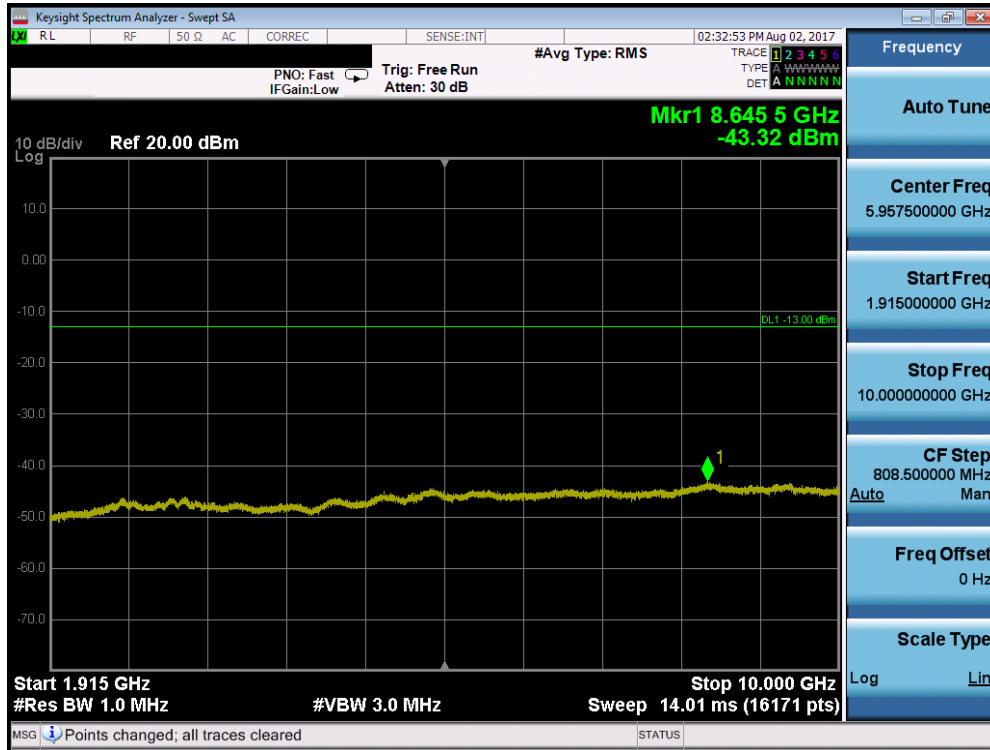


Plot 7-80. Conducted Spurious Plot (Band 2/25 – 15.0MHz QPSK – RB Size 1, RB Offset 0 – Low Channel)

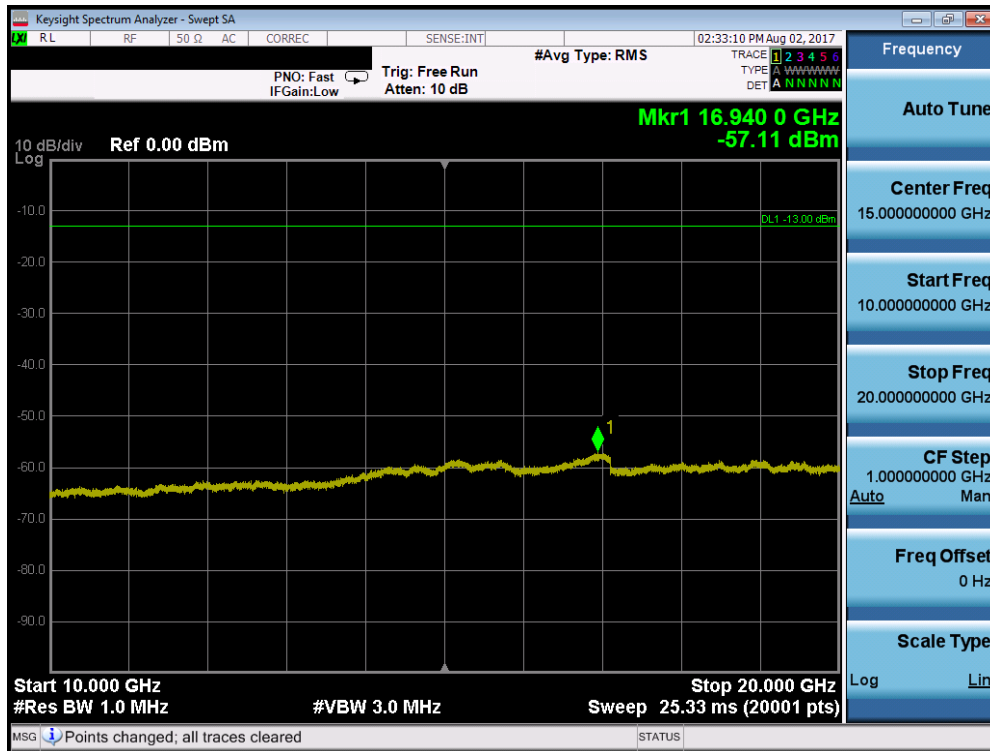


Plot 7-81. Conducted Spurious Plot (Band 2/25 – 15.0MHz QPSK – RB Size 1, RB Offset 0 – Mid Channel)



FCC ID: ZNFLK460	 FCC Pt. 22, 24, & 27 LTE MEASUREMENT REPORT (CERTIFICATION)		 Approved by: Quality Manager
Test Report S/N: 1M1707240228-05-R1.ZNF	Test Dates: 7/24 - 8/7/2017	EUT Type: Portable Tablet	Page 58 of 151

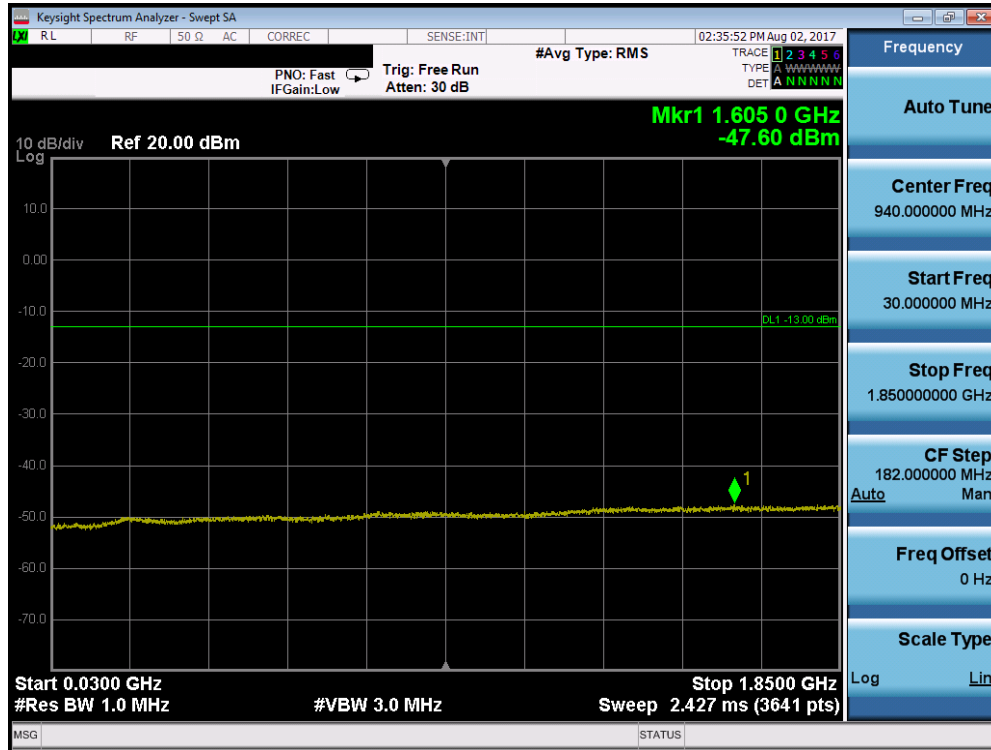


Plot 7-82. Conducted Spurious Plot (Band 2/25 – 15.0MHz QPSK – RB Size 1, RB Offset 0 – Mid Channel)

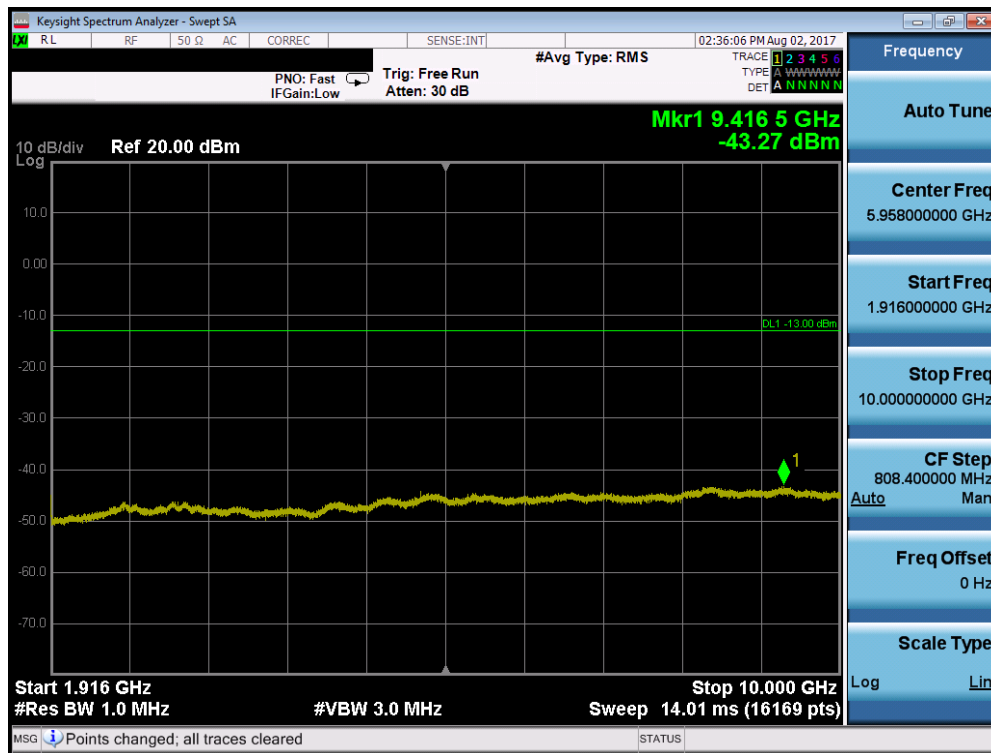


Plot 7-83. Conducted Spurious Plot (Band 2/25 – 15.0MHz QPSK – RB Size 1, RB Offset 0 – Mid Channel)

FCC ID: ZNFLK460	 FCC Pt. 22, 24, & 27 LTE MEASUREMENT REPORT (CERTIFICATION)		 Approved by: Quality Manager
Test Report S/N: 1M1707240228-05-R1.ZNF	Test Dates: 7/24 - 8/7/2017	EUT Type: Portable Tablet	Page 59 of 151

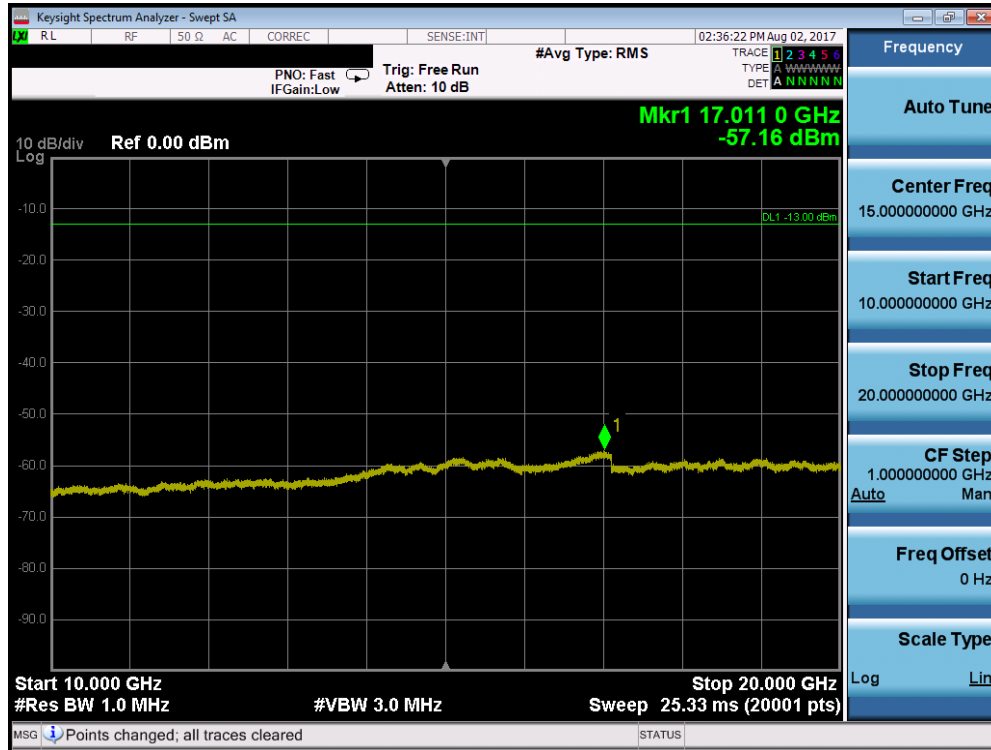


Plot 7-84. Conducted Spurious Plot (Band 2/25 – 15.0MHz QPSK – RB Size 1, RB Offset 0 – High Channel)

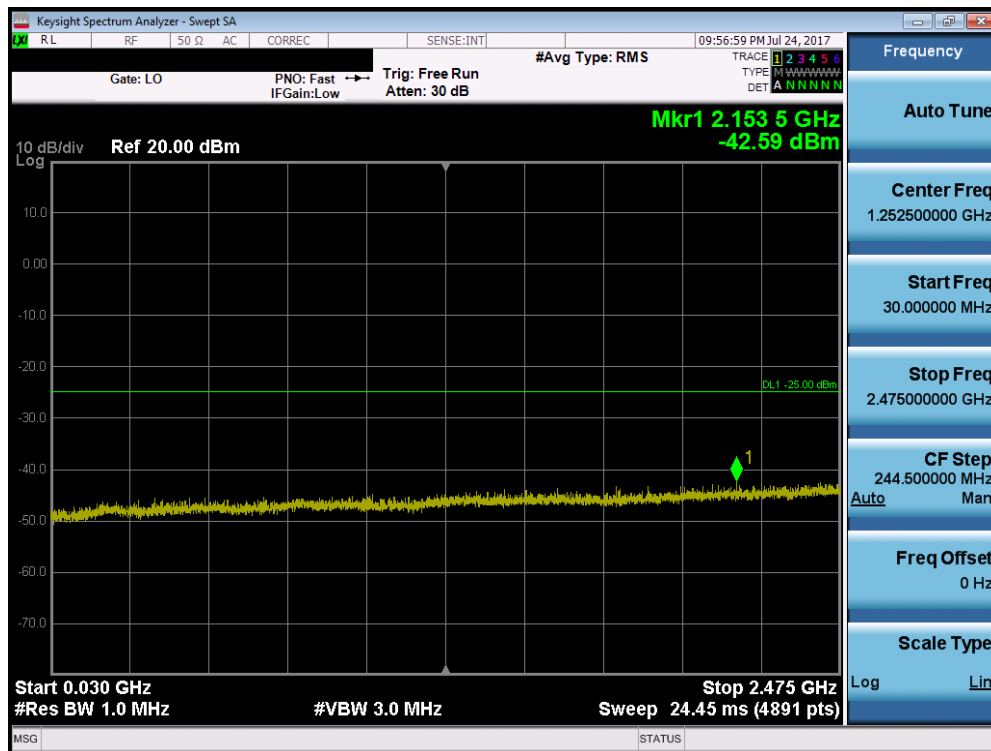


Plot 7-85. Conducted Spurious Plot (Band 2/25 – 15.0MHz QPSK – RB Size 1, RB Offset 0 – High Channel)

FCC ID: ZNFLK460		FCC Pt. 22, 24, & 27 LTE MEASUREMENT REPORT (CERTIFICATION)		Approved by: Quality Manager
Test Report S/N: 1M1707240228-05-R1.ZNF	Test Dates: 7/24 - 8/7/2017	EUT Type: Portable Tablet		Page 60 of 151

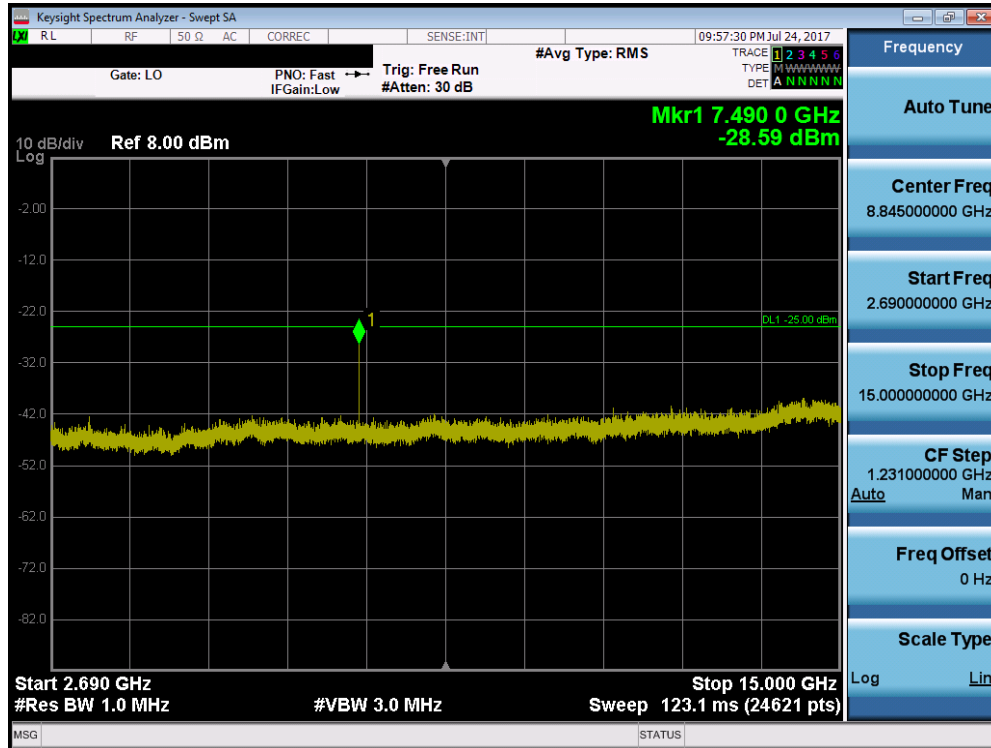


Plot 7-86. Conducted Spurious Plot (Band 2/25 – 15.0MHz QPSK – RB Size 1, RB Offset 0 – High Channel)

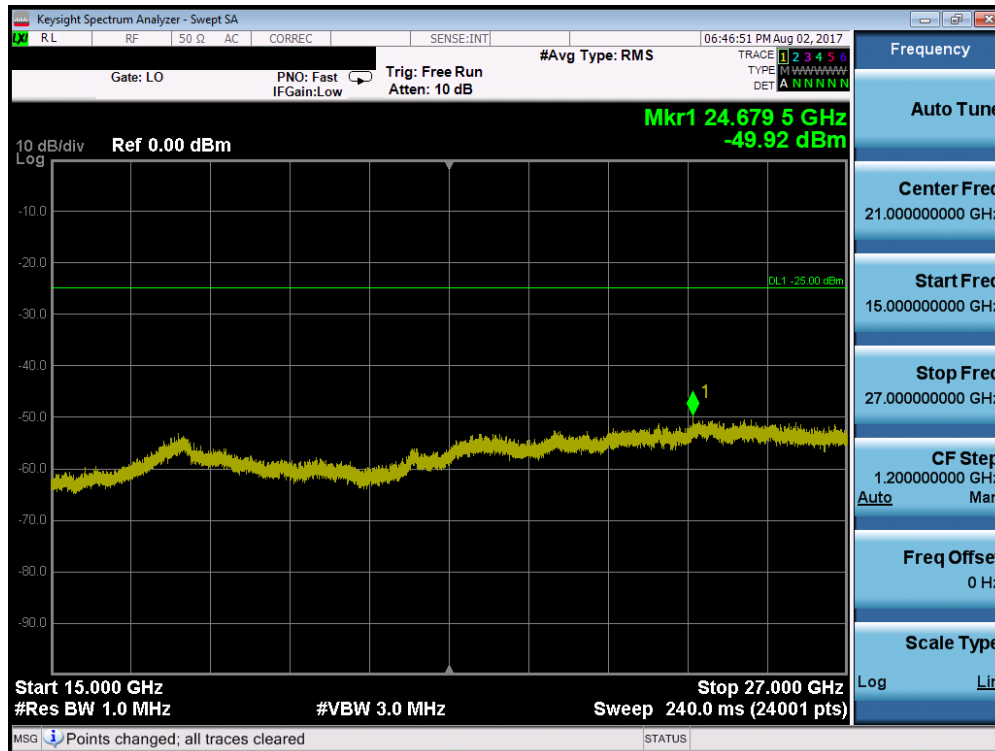


Plot 7-87. Conducted Spurious Plot (Band 41 – 10.0MHz QPSK – RB Size 1, RB Offset 0– Low Channel)



FCC ID: ZNFLK460		FCC Pt. 22, 24, & 27 LTE MEASUREMENT REPORT (CERTIFICATION)		Approved by: Quality Manager
Test Report S/N: 1M1707240228-05-R1.ZNF	Test Dates: 7/24 - 8/7/2017	EUT Type: Portable Tablet		Page 61 of 151

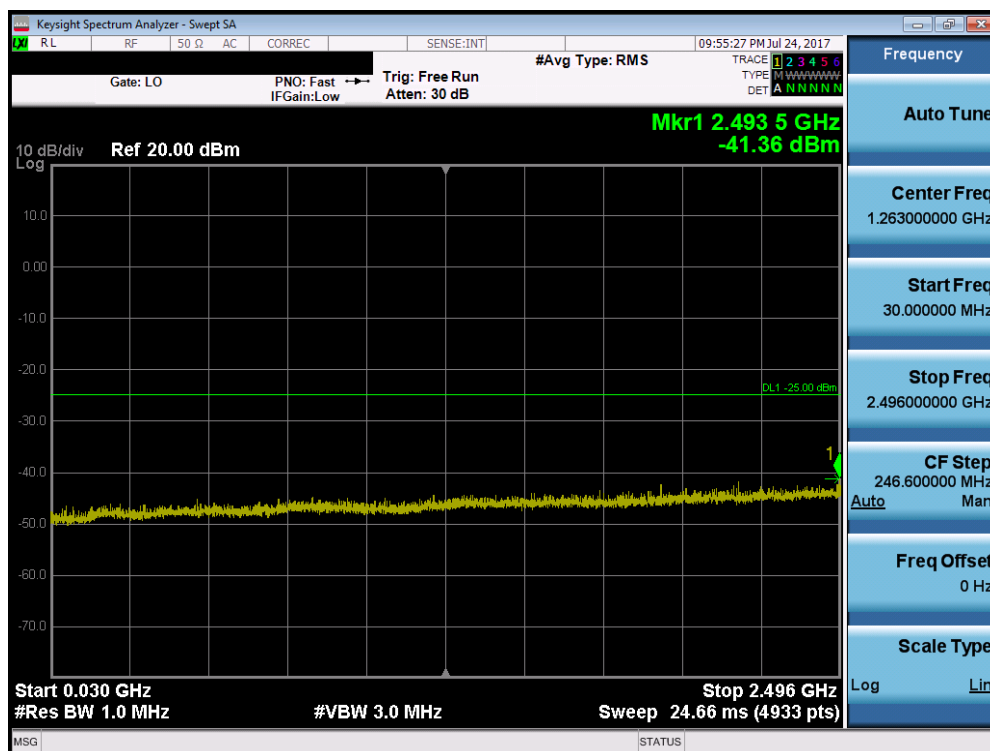


Plot 7-88. Conducted Spurious Plot (Band 41 – 10.0MHz QPSK – RB Size 1, RB Offset 0 – Low Channel)

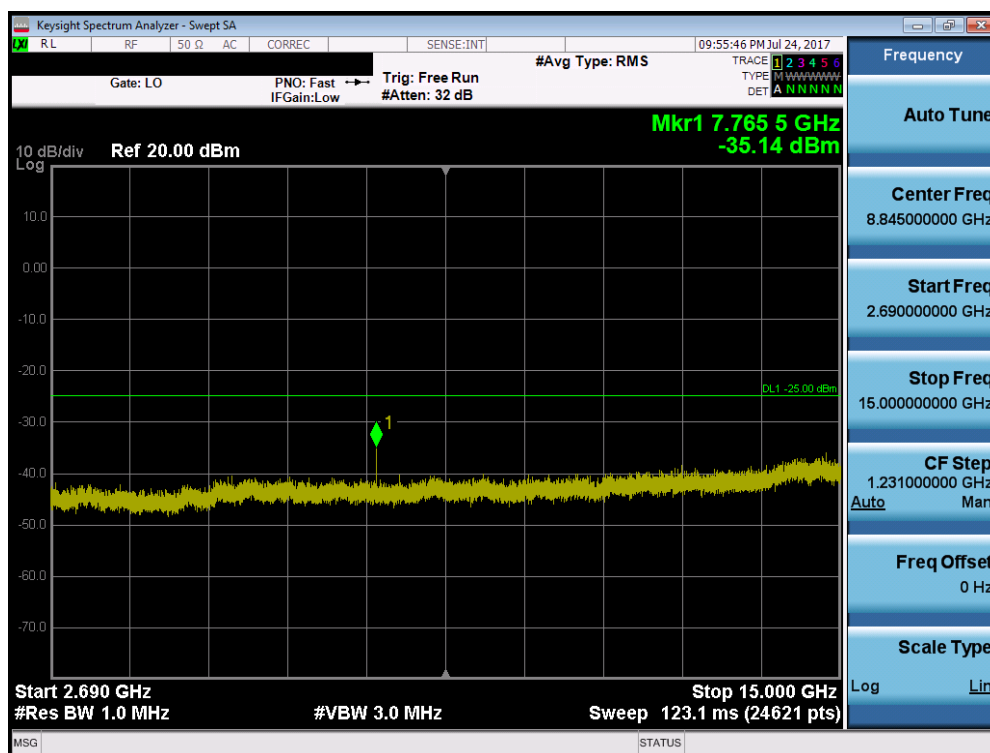


Plot 7-89. Conducted Spurious Plot (Band 41 – 10.0MHz QPSK – RB Size 1, RB Offset 0 – Low Channel)



FCC ID: ZNFLK460	 FCC Pt. 22, 24, & 27 LTE MEASUREMENT REPORT (CERTIFICATION)		 Approved by: Quality Manager
Test Report S/N: 1M1707240228-05-R1.ZNF	Test Dates: 7/24 - 8/7/2017	EUT Type: Portable Tablet	Page 62 of 151

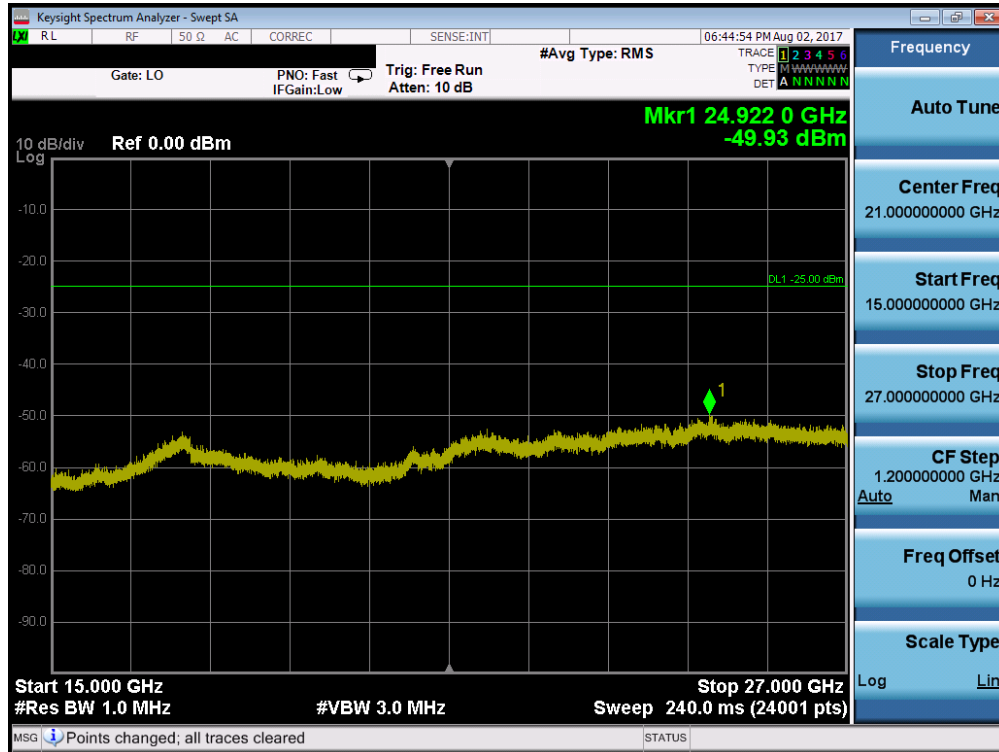


Plot 7-90. Conducted Spurious Plot (Band 41 – 10.0MHz QPSK – RB Size 1, RB Offset 0 – Mid Channel)

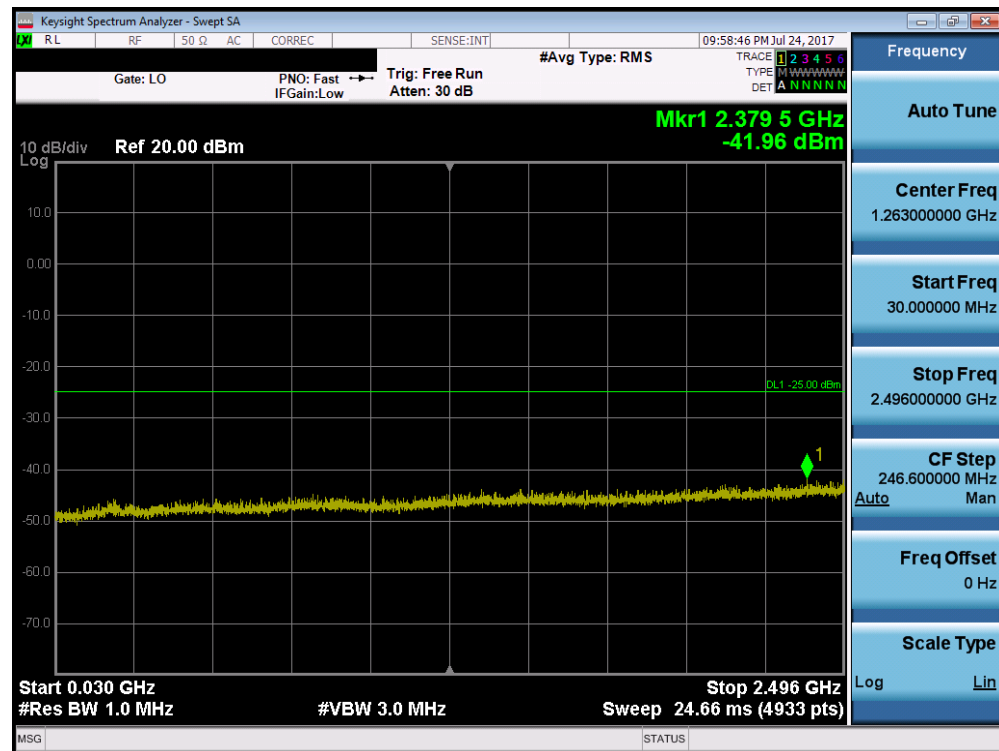


Plot 7-91. Conducted Spurious Plot (Band 41 – 10.0MHz QPSK – RB Size 1, RB Offset 0 – Mid Channel)



FCC ID: ZNFLK460		FCC Pt. 22, 24, & 27 LTE MEASUREMENT REPORT (CERTIFICATION)		Approved by: Quality Manager
Test Report S/N: 1M1707240228-05-R1.ZNF	Test Dates: 7/24 - 8/7/2017	EUT Type: Portable Tablet		Page 63 of 151

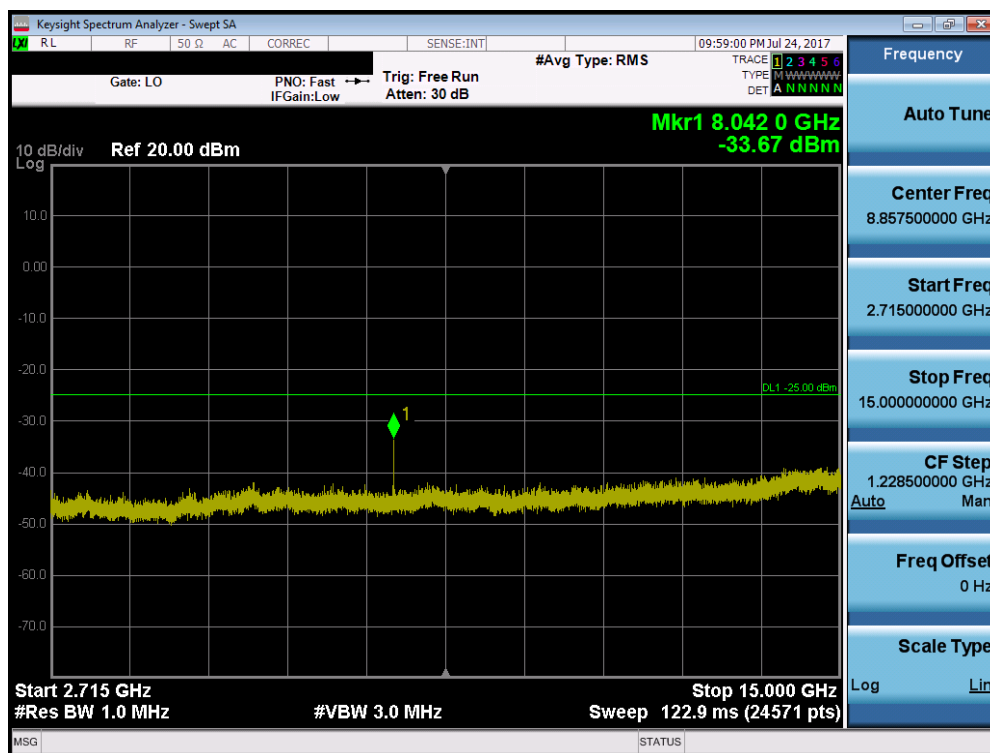


Plot 7-92. Conducted Spurious Plot (Band 41 – 10.0MHz QPSK – RB Size 1, RB Offset 0 – Mid Channel)





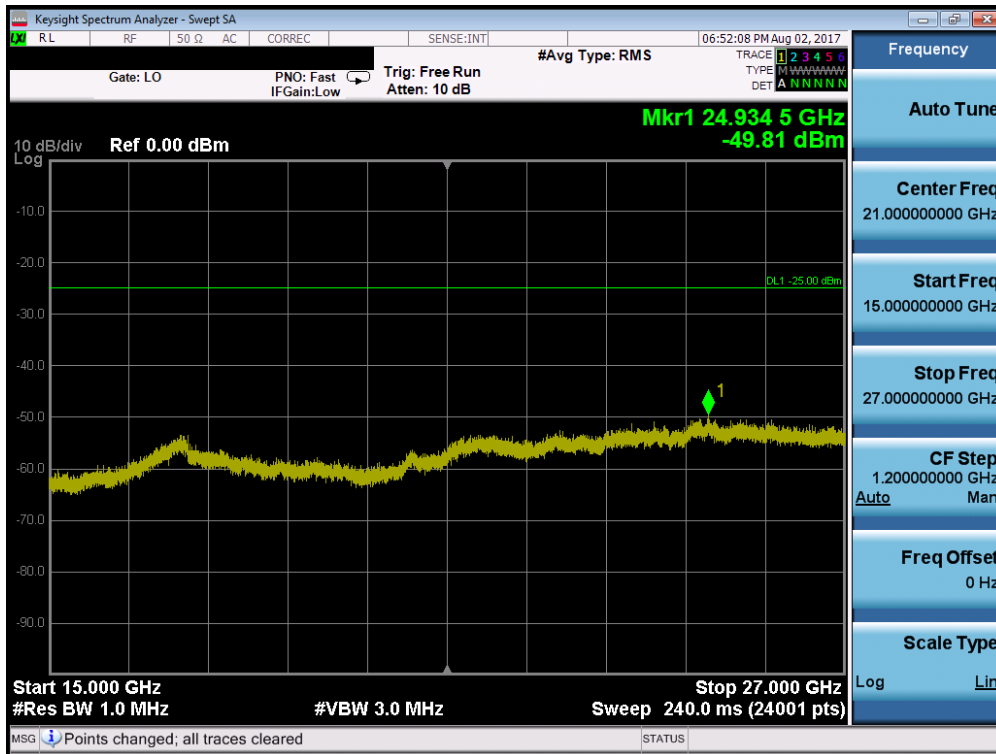
Plot 7-93. Conducted Spurious Plot (Band 41 – 10.0MHz QPSK – RB Size 1, RB Offset 0 – High Channel)

FCC ID: ZNFLK460	 FCC Pt. 22, 24, & 27 LTE MEASUREMENT REPORT (CERTIFICATION)		 Approved by: Quality Manager
Test Report S/N: 1M1707240228-05-R1.ZNF	Test Dates: 7/24 - 8/7/2017	EUT Type: Portable Tablet	Page 64 of 151





Plot 7-94. Conducted Spurious Plot (Band 41 – 10.0MHz QPSK – RB Size 1, RB Offset 0 – High Channel)

FCC ID: ZNFLK460		FCC Pt. 22, 24, & 27 LTE MEASUREMENT REPORT (CERTIFICATION)		Approved by: Quality Manager
Test Report S/N: 1M1707240228-05-R1.ZNF	Test Dates: 7/24 - 8/7/2017	EUT Type: Portable Tablet		Page 65 of 151



Plot 7-95. Conducted Spurious Plot (Band 41 – 10.0MHz QPSK – RB Size 1, RB Offset 0 – High Channel)

FCC ID: ZNFLK460	 FCC Pt. 22, 24, & 27 LTE MEASUREMENT REPORT (CERTIFICATION)		 Approved by: Quality Manager
Test Report S/N: 1M1707240228-05-R1.ZNF	Test Dates: 7/24 - 8/7/2017	EUT Type: Portable Tablet	Page 66 of 151