




# APPENDIX F: SAR TEST SETUP PHOTOGRAPHS AND ANTENNA DIAGRAM



<b>FCC ID</b> ZNFLK430		<b>SAR EVALUATION REPORT</b>		<b>Reviewed by:</b> Quality Manager
<b>Test Dates:</b> 01/16/15 – 01/26/15	<b>DUT Type:</b> Portable Tablet			APPENDIX F: Page 1 of 5



**SAR Test Setup Photo 1: Back Side at 1.4 cm**



**SAR Test Setup Photo 2: Back Side at 0.0 cm**



FCC ID ZNFLK430		SAR EVALUATION REPORT		Reviewed by: Quality Manager
Test Dates: 01/16/15 – 01/26/15	DUT Type: Portable Tablet		APPENDIX F: Page 2 of 5	



**SAR Test Setup Photo 3: Top Edge at 1.6 cm**



**SAR Test Setup Photo 4: Top Edge at 0.0 cm**



FCC ID ZNFLK430		SAR EVALUATION REPORT		Reviewed by: Quality Manager
Test Dates: 01/16/15 – 01/26/15	DUT Type: Portable Tablet		APPENDIX F: Page 3 of 5	




**SAR Test Setup Photo 5: Right Edge at 0.5 cm**



**SAR Test Setup Photo 6: Right Edge at 0.0 cm**

FCC ID ZNFLK430		SAR EVALUATION REPORT		Reviewed by: Quality Manager
Test Dates: 01/16/15 – 01/26/15	DUT Type: Portable Tablet	APPENDIX F: Page 4 of 5		



SAR Test Setup Photo 7: Left Edge at 0.0 cm

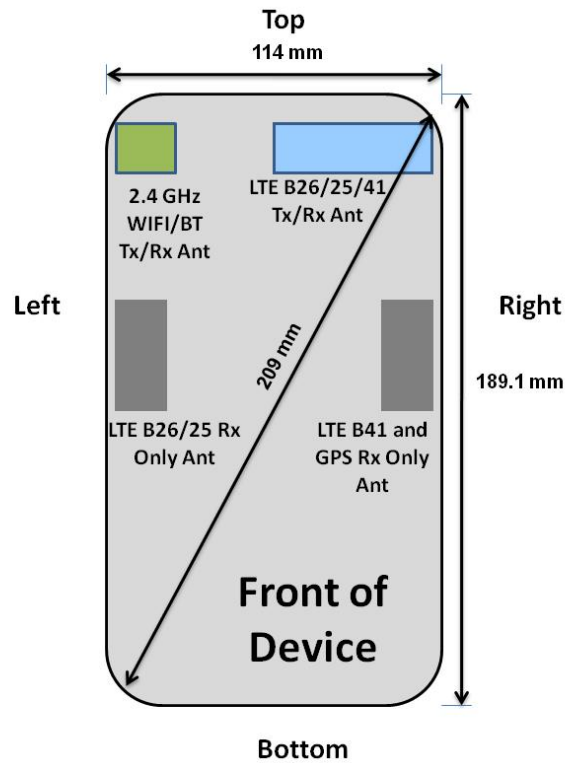




Figure F-1: DUT Antenna Locations

FCC ID ZNFLK430		SAR EVALUATION REPORT	 Reviewed by: Quality Manager
Test Dates: 01/16/15 – 01/26/15	DUT Type: Portable Tablet	APPENDIX F: Page 5 of 5	