

17. TEST PHOTOGRAPHS

See following Attached Pages for setup photographs.



FCC ID: ZNFLG530G	 PCTEST ENGINEERING LABORATORY, INC.	HAC (RF EMISSIONS) TEST REPORT	 LG	Reviewed by: Quality Manager
Filename: 0Y1201030004.ZNF	Test Dates: January 6-12, 2012	EUT Type: Portable Handset		Page 78 of 80



Figure 17-1
Ear Reference Point HAC Phantom Alignment






Figure 17-2
HAC Phantom Plane Alignment

FCC ID: ZNFLG530G	 PCTEST ENGINEERING LABORATORY, INC.	HAC (RF EMISSIONS) TEST REPORT	 LG	Reviewed by: Quality Manager
Filename: 0Y1201030004.ZNF	Test Dates: January 6-12, 2012	EUT Type: Portable Handset		Page 79 of 80

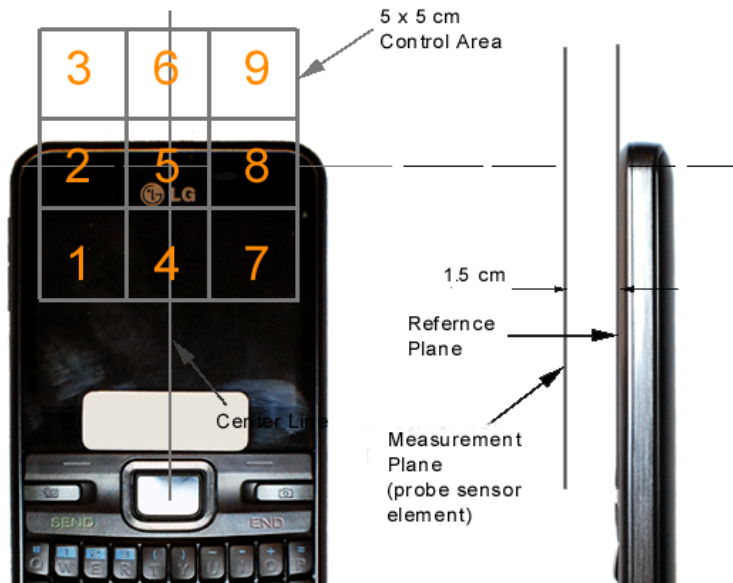




Figure 17-3 5x5 Scan grid above WD



Figure 17-4 E-Field WD Scan overlay



Figure 17-5 H-Field WD Scan overlay

FCC ID: ZNFLG530G	 PCTEST ENGINEERING LABORATORY, INC.	HAC (RF EMISSIONS) TEST REPORT	 LG	Reviewed by: Quality Manager
Filename: 0Y1201030004.ZNF	Test Dates: January 6-12, 2012	EUT Type: Portable Handset		Page 80 of 80