



## APPENDIX F: SAR TEST SETUP PHOTOGRAPHS



<b>FCC ID:</b> ZNFL39C		<b>SAR EVALUATION REPORT</b>		<b>Reviewed by:</b> Quality Manager
<b>Test Dates:</b> 06/18/13 - 06/25/13	<b>DUT Type:</b> Portable Handset			<b>APPENDIX F:</b> Page 1 of 4



**SAR Test Setup Photo 1 - Right Cheek**



**SAR Test Setup Photo 2 - Right Tilt**



<b>FCC ID:</b> ZNFL39C	 <b>PCTEST</b> ENGINEERING LABORATORY, INC.	<b>SAR EVALUATION REPORT</b>	 <b>LG</b>	<b>Reviewed by:</b> Quality Manager
<b>Test Dates:</b> 06/18/13 - 06/25/13	<b>DUT Type:</b> Portable Handset	<b>APPENDIX F:</b> Page 2 of 4		



**SAR Test Setup Photo 3 - Left Cheek**



**SAR Test Setup Photo 4 - Left Tilt**



FCC ID: ZNFL39C		SAR EVALUATION REPORT		Reviewed by: Quality Manager
Test Dates: 06/18/13 - 06/25/13	DUT Type: Portable Handset			APPENDIX F: Page 3 of 4



**SAR Test Setup Photo 5 - Back Side at 15 mm**



**SAR Test Setup Photo 6 - Vertical and Horizontal Reference Lines**

FCC ID: ZNFL39C	 <b>PCTEST</b> ENGINEERING LABORATORY, INC.	SAR EVALUATION REPORT	 LG	Reviewed by: Quality Manager
Test Dates: 06/18/13 - 06/25/13	DUT Type: Portable Handset			APPENDIX F: Page 4 of 4