



APPENDIX F: DUT ANTENNA DIAGRAM & SAR TEST SETUP PHOTOGRAPHS

FCC ID ZNFK557		SAR EVALUATION REPORT		Reviewed by: Quality Manager
Test Dates: 04/10/16 - 04/27/16	DUT Type: Portable Handset			APPENDIX F: Page 1 of 11

Note: Exact antenna dimensions and separation distances are shown in the Technical Descriptions in the FCC Filing.

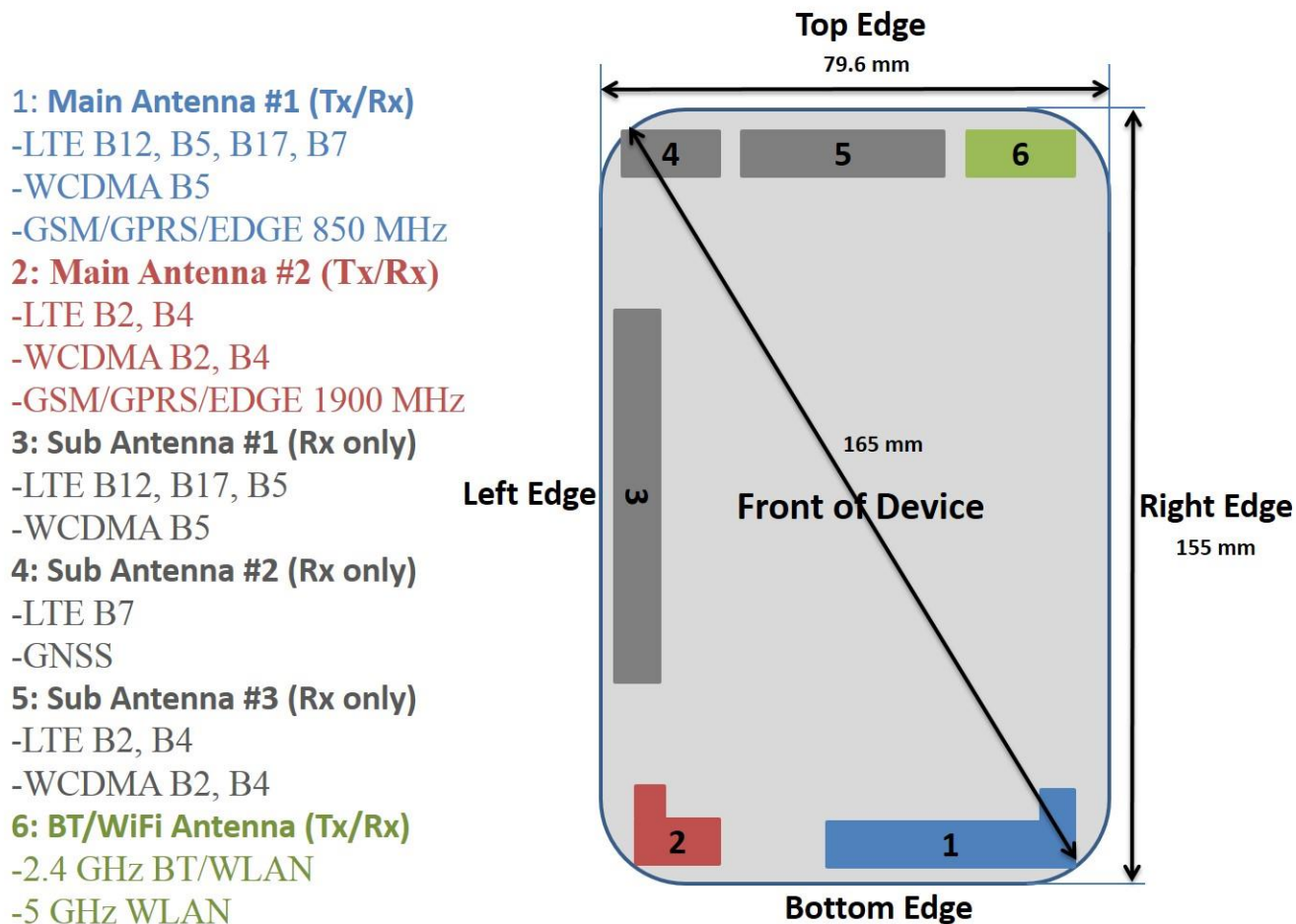




Figure F-1
DUT Antenna Locations

FCC ID ZNFK557		SAR EVALUATION REPORT		Reviewed by: Quality Manager
Test Dates: 04/10/16 - 04/27/16	DUT Type: Portable Handset			APPENDIX F: Page 2 of 11

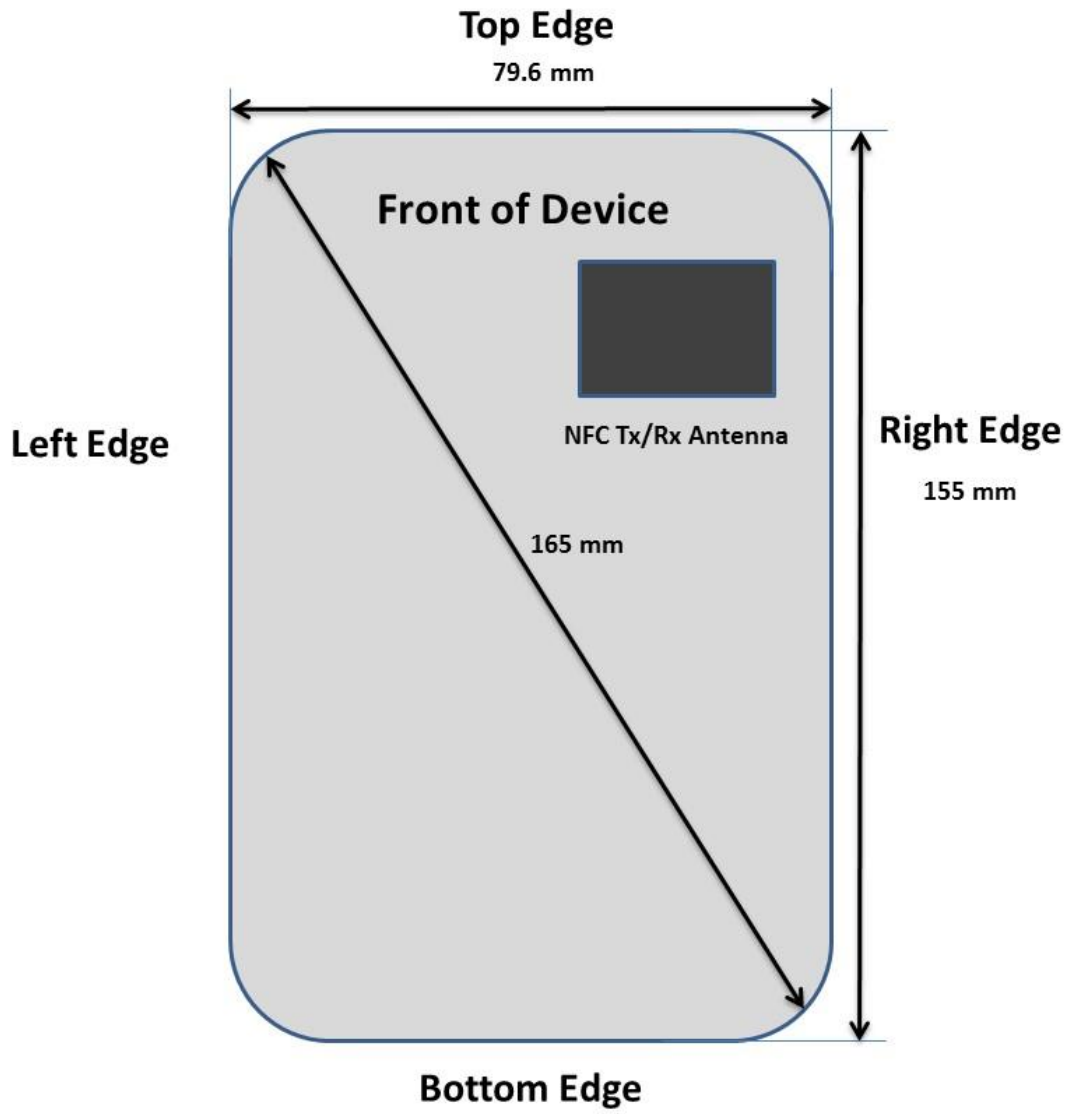





Figure F-2
NFC Antenna Locations



FCC ID ZNFK557	 PCTEST ENGINEERING LABORATORY, INC.	SAR EVALUATION REPORT	 LG	Reviewed by: Quality Manager
Test Dates: 04/10/16 - 04/27/16	DUT Type: Portable Handset			APPENDIX F: Page 3 of 11




SAR Test Setup Photo 1 – Right Cheek




SAR Test Setup Photo 2 – Right Tilt



FCC ID ZNFK557		SAR EVALUATION REPORT		Reviewed by: Quality Manager
Test Dates: 04/10/16 - 04/27/16	DUT Type: Portable Handset	APPENDIX F: Page 4 of 11		



SAR Test Setup Photo 3 – Left Cheek




SAR Test Setup Photo 4 – Left Tilt



FCC ID ZNFK557		SAR EVALUATION REPORT		Reviewed by: Quality Manager
Test Dates: 04/10/16 - 04/27/16	DUT Type: Portable Handset	APPENDIX F: Page 5 of 11		




SAR Test Setup Photo 5 – Back Side at 1.0 cm




SAR Test Setup Photo 6 – Back Side at 0.0 cm



FCC ID ZNFK557		SAR EVALUATION REPORT		Reviewed by: Quality Manager
Test Dates: 04/10/16 - 04/27/16	DUT Type: Portable Handset			APPENDIX F: Page 6 of 11



SAR Test Setup Photo 7 – Front Side at 1.0 cm




SAR Test Setup Photo 8 – Front Side at 0.0 cm



FCC ID ZNFK557		SAR EVALUATION REPORT		Reviewed by: Quality Manager
Test Dates: 04/10/16 - 04/27/16	DUT Type: Portable Handset	APPENDIX F: Page 7 of 11		




SAR Test Setup Photo 9 – Top Edge at 1.0 cm




SAR Test Setup Photo 10 – Top Edge at 0.0 cm



FCC ID ZNFK557	 PCTEST ENGINEERING LABORATORY, INC.	SAR EVALUATION REPORT	 LG	Reviewed by: Quality Manager
Test Dates: 04/10/16 - 04/27/16	DUT Type: Portable Handset			APPENDIX F: Page 8 of 11




SAR Test Setup Photo 11 – Bottom Edge at 1.0 cm




SAR Test Setup Photo 12 – Right Edge at 1.0 cm



FCC ID ZNFK557		SAR EVALUATION REPORT		Reviewed by: Quality Manager
Test Dates: 04/10/16 - 04/27/16	DUT Type: Portable Handset			APPENDIX F: Page 9 of 11

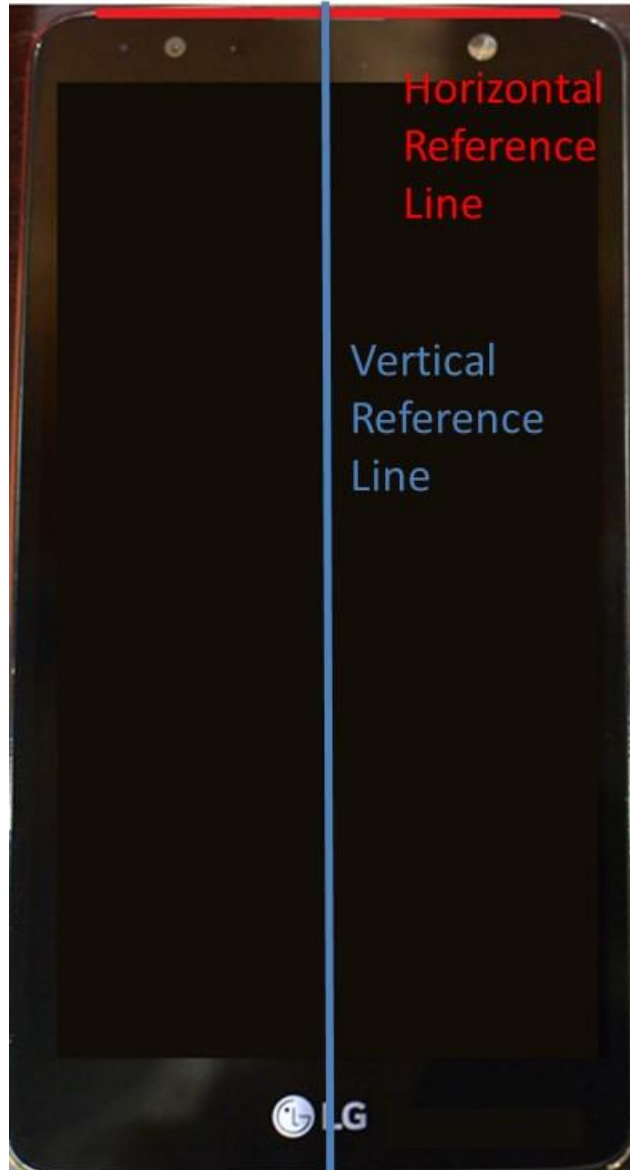


SAR Test Setup Photo 13 – Right Edge at 0.0 cm





SAR Test Setup Photo 14 – Left Edge at 1.0 cm

FCC ID ZNFK557		SAR EVALUATION REPORT		Reviewed by: Quality Manager
Test Dates: 04/10/16 - 04/27/16	DUT Type: Portable Handset			APPENDIX F: Page 10 of 11



SAR Test Setup Photo 15 – DUT Reference Lines

FCC ID ZNFK557	 PCTEST ENGINEERING LABORATORY, INC.	SAR EVALUATION REPORT	 LG	Reviewed by: Quality Manager
Test Dates: 04/10/16 - 04/27/16	DUT Type: Portable Handset	APPENDIX F: Page 11 of 11		