


PCTEST ENGINEERING LABORATORY, INC.

7185 Oakland Mills Road, Columbia, MD 21046 USA

Tel. 410.290.6652 / Fax 410.290.6654

http://www.pctestlab.com



MEASUREMENT REPORT FCC Part 15.407 UNII 802.11a/n/ac

Applicant Name:

LG Electronics MobileComm U.S.A
1000 Sylvan Avenue
Englewood Cliffs, NJ 07632
United States

Date of Testing:

4/12 - 5/2/2016

Test Site/Location:

PCTEST Lab, Columbia, MD, USA

Test Report Serial No.:

0Y1604110747.ZNF

FCC ID: ZNFK557

APPLICANT: LG Electronics MobileComm U.S.A

Application Type:

Certification

Model(s):

LG-K557, LGK557, K557

EUT Type:

Portable Handset

FCC Classification:

Unlicensed National Information Infrastructure (UNII)

FCC Rule Part(s):

Part 15.407

Test Procedure(s):

KDB 789033 D02 v01, KDB 644545 v03r03

Mode	UNII Band	Channel Bandwidth (MHz)	Conducted Power	Conducted Power	
				Max. Power (mW)	Max. Power (dBm)
802.11a	1	20	5180 - 5240	12.218	10.87
	2A	20	5260 - 5320	12.303	10.90
	2C	20	5500 - 5700	13.002	11.14
	3	20	5745 - 5825	11.015	10.42
802.11n	1	20	5180 - 5240	11.455	10.59
	2A	20	5260 - 5320	11.940	10.77
	2C	20	5500 - 5700	12.417	10.94
	3	20	5745 - 5825	11.455	10.59
802.11ac	1	20	5180 - 5240	9.594	9.82
	2A	20	5260 - 5320	9.772	9.90
	2C	20	5500 - 5700	10.740	10.31
	3	20	5745 - 5825	9.120	9.60
802.11n	1	40	5190 - 5230	11.376	10.56
	2A	40	5270 - 5310	12.218	10.87
	2C	40	5510 - 5670	11.350	10.55
	3	40	5755 - 5795	10.765	10.32
802.11ac	1	40	5190 - 5230	10.186	10.08
	2A	40	5270 - 5310	10.740	10.31
	2C	40	5510 - 5670	9.886	9.95
	3	40	5755 - 5795	9.594	9.82
802.11ac	1	80	5210	10.641	10.27
	2A	80	5290	11.041	10.43
	2C	80	5530 - 5610	10.423	10.18
	3	80	5775	9.550	9.80

This equipment has been shown to be capable of compliance with the applicable technical standards as indicated in the measurement report and was tested in accordance with the measurement procedures specified in KDB 789033 D02 v01 and KDB 644545 v03r03. Test results reported herein relate only to the item(s) tested.

I attest to the accuracy of data. All measurements reported herein were performed by me or were made under my supervision and are correct to the best of my knowledge and belief. I assume full responsibility for the completeness of these measurements and vouch for the qualifications of all persons taking them.



Randy Ortanez
President



FCC ID: ZNFK557		FCC Pt. 15.407 802.11a/n/ac UNII MEASUREMENT REPORT (CERTIFICATION)		Reviewed by: Quality Manager
Test Report S/N: 0Y1604110747.ZNF	Test Dates: 4/12 - 5/2/2016	EUT Type: Portable Handset		Page 1 of 116

TABLE OF CONTENTS


FCC PART 15.407 MEASUREMENT REPORT	3
1.0 INTRODUCTION	4
1.1 Scope.....	4
1.2 PCTEST Test Location.....	4
2.0 PRODUCT INFORMATION	5
2.1 Equipment Description	5
2.2 Device Capabilities.....	5
2.3 Test Configuration	5
2.4 EMI Suppression Device(s)/Modifications.....	5
3.0 DESCRIPTION OF TESTS	6
3.1 Evaluation Procedure	6
3.2 AC Line Conducted Emissions	6
3.3 Radiated Emissions.....	7
3.4 Environmental Conditions.....	7
4.0 ANTENNA REQUIREMENTS	8
5.0 MEASUREMENT UNCERTAINTY	9
6.0 TEST EQUIPMENT CALIBRATION DATA.....	10
7.0 TEST RESULTS	11
7.1 Summary.....	11
7.2 26dB Bandwidth Measurement – 802.11a/n/ac	12
7.3 6dB Bandwidth Measurement – 802.11a/n/ac	28
7.4 UNII Output Power Measurement – 802.11a/n/ac.....	34
7.5 Maximum Power Spectral Density – 802.11a/n/ac.....	37
7.6 Frequency Stability.....	58
7.7 Radiated Spurious Emission Measurements – Above 1GHz.....	62
7.7.1 Radiated Spurious Emission Measurements.....	65
7.7.2 Radiated Band Edge Measurements (20MHz BW)	76
7.7.3 Radiated Band Edge Measurements (40MHz BW)	85
7.7.4 Radiated Band Edge Measurements (80MHz BW)	94
7.8 Radiated Spurious Emissions Measurements – Below 1GHz	102
7.9 Line-Conducted Test Data.....	106
8.0 CONCLUSION.....	116

FCC ID: ZNFK557		FCC Pt. 15.407 802.11a/n/ac UNII MEASUREMENT REPORT (CERTIFICATION)		Reviewed by: Quality Manager
Test Report S/N: 0Y1604110747.ZNF	Test Dates: 4/12 - 5/2/2016	EUT Type: Portable Handset		Page 2 of 116



MEASUREMENT REPORT

FCC Part 15.407



§ 2.1033 General Information

APPLICANT: LG Electronics MobileComm U.S.A

APPLICANT ADDRESS: 1000 Sylvan Avenue
Englewood Cliffs, NJ 07632, United States

TEST SITE: PCTEST ENGINEERING LABORATORY, INC.

TEST SITE ADDRESS: 7185 Oakland Mills Road, Columbia, MD 21046 USA

FCC RULE PART(S): Part 15.407

BASE MODEL: LG-K557

FCC ID: ZNFK557

FCC CLASSIFICATION: Unlicensed National Information Infrastructure (UNII)

Test Device Serial No.: 30791, 30817 ☐ Production ☒ Pre-Production ☐ Engineering

DATE(S) OF TEST: 4/12 - 5/2/2016


TEST REPORT S/N: 0Y1604110747.ZNF



Test Facility / Accreditations

Measurements were performed at PCTEST Engineering Lab located in Columbia, MD 21046, U.S.A.



- PCTEST facility is an FCC registered (PCTEST Reg. No. 159966) test facility with the site description report on file and has met all the requirements specified in Section 2.948 of the FCC Rules and Industry Canada (2451B-1).
- PCTEST Lab is accredited to ISO 17025 by U.S. National Institute of Standards and Technology (NIST) under the National Voluntary Laboratory Accreditation Program (NVLAP Lab code: 100431-0) in EMC, FCC and Telecommunications.
- PCTEST Lab is accredited to ISO 17025-2005 by the American Association for Laboratory Accreditation (A2LA) in Specific Absorption Rate (SAR) testing, Hearing Aid Compatibility (HAC) testing, CTIA Test Plans, and wireless testing for FCC and Industry Canada Rules.
- PCTEST Lab is a recognized U.S. Conformity Assessment Body (CAB) in EMC and R&TTE (n.b. 0982) under the U.S.-EU Mutual Recognition Agreement (MRA).
- PCTEST TCB is a Telecommunication Certification Body (TCB) accredited to ISO/IEC Guide 65 by the American National Standards Institute (ANSI) in all scopes of FCC Rules and Industry Canada Standards (RSS).
- PCTEST facility is an IC registered (2451B-1) test laboratory with the site description on file at Industry Canada.
- PCTEST is a CTIA Authorized Test Laboratory (CATL) for AMPS, CDMA, and EvDO wireless devices and for Over-the-Air (OTA) Antenna Performance testing for AMPS, CDMA, GSM, GPRS, EGPRS, UMTS (W-CDMA), CDMA 1xEVDO, and CDMA 1xRTT.



FCC ID: ZNFK557		FCC Pt. 15.407 802.11a/n/ac UNII MEASUREMENT REPORT (CERTIFICATION)		Reviewed by: Quality Manager
Test Report S/N: 0Y1604110747.ZNF	Test Dates: 4/12 - 5/2/2016	EUT Type: Portable Handset		Page 3 of 116

1.0 INTRODUCTION

1.1 Scope

Measurement and determination of electromagnetic emissions (EMC) of radio frequency devices including intentional and/or unintentional radiators for compliance with the technical rules and regulations of the Federal Communications Commission and the Industry Canada Certification and Engineering Bureau.

1.2 PCTEST Test Location

The map below shows the location of the PCTEST LABORATORY, its proximity to the FCC Laboratory, the Columbia vicinity, the Baltimore-Washington Intern'l (BWI) airport, the city of Baltimore and the Washington, DC area. (See Figure 1-1).

These measurement tests were conducted at the PCTEST Engineering Laboratory, Inc. facility located at 7185 Oakland Mills Road, Columbia, MD 21046. The site coordinates are 39° 10'23" N latitude and 76° 49'50" W longitude. The facility is 0.4 miles North of the FCC laboratory, and the ambient signal and ambient signal strength are approximately equal to those of the FCC laboratory. The detailed description of the measurement facility was found to be in compliance with the requirements of § 2.948 according to ANSI C63.4-2014 on January 22, 2015.

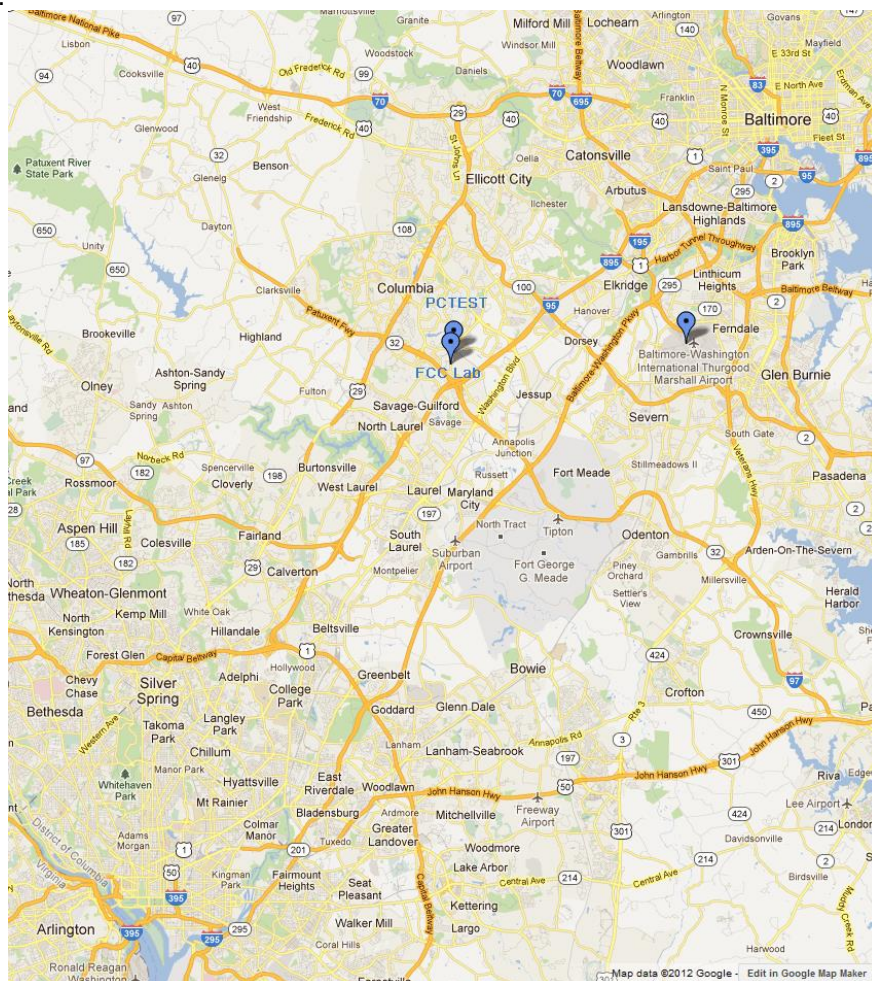




Figure 1-1. Map of the Greater Baltimore and Metropolitan Washington, D.C. area

FCC ID: ZNFK557		FCC Pt. 15.407 802.11a/n/ac UNII MEASUREMENT REPORT (CERTIFICATION)		Reviewed by: Quality Manager
Test Report S/N: 0Y1604110747.ZNF	Test Dates: 4/12 - 5/2/2016	EUT Type: Portable Handset		Page 4 of 116

2.0 PRODUCT INFORMATION

2.1 Equipment Description

The Equipment Under Test (EUT) is the **LG Portable Handset FCC ID: ZNFK557**. The test data contained in this report pertains only to the emissions due to the EUT's UNII transmitter.

2.2 Device Capabilities

This device contains the following capabilities:

850/1900 GSM/GPRS/EDGE, 850/1700/1900 WCDMA/HSPA, Multi-band LTE, 802.11b/g/n WLAN, 802.11a/n/ac UNII, Bluetooth (1x, EDR, LE), NFC

Notes:

1. 5GHz NII operation is possible in 20MHz, and 40MHz, and 80MHz channel bandwidths. The maximum achievable duty cycles for all modes were determined based on measurements performed on a spectrum analyzer in zero-span mode with RBW = 8MHz, VBW = 50MHz, and detector = peak per the guidance of Section B)2)b) of KDB 789033. The RBW and VBW were both greater than 50/T, where T is the minimum transmission duration, and the number of sweep points across T was greater than 100. The duty cycles are as follows:

Maximum Achievable Duty Cycles		
802.11 Mode/Band		Duty Cycle [%]
		ANT1
5GHz	a	99.3
	n (HT20)	99.5
	ac (HT20)	98.6
	n (HT40)	98.8
	ac (HT40)	98.2
	ac (HT80)	96.1



Data Rate(s) Tested: 6, 9, 12, 18, 24, 36, 48, 54Mbps (802.11a)
 6.5/7.2, 13/14.4, 19.5/21.7, 26/28.9, 39/43.3, 52/57.8, 58.5/65, 65/72.2 (n – 20MHz)
 13.5/15, 27/30, 40.5/45, 54/60, 81/90, 108/120, 121.5/135, 135/150 (n – 40MHz BW)
 29.3/32.5, 58.5/65, 87.8/97.5, 117/130, 175.5/195, 234/260, 263.3/292.5, 292.5/325,
 351/390, 390/433.3 (ac – 80MHz BW)

2.3 Test Configuration

The LG Portable Handset FCC ID: ZNFK557 was tested per the guidance of KDB 789033 D02 v01. ANSI C63.10-2013 was used to reference the appropriate EUT setup for radiated spurious emissions testing and AC line conducted testing. See Sections 3.2 for AC line conducted emissions test setups, 3.3 for radiated emissions test setups, and 7.2, 7.3, 7.4, and 7.5 for antenna port conducted emissions test setups.

2.4 EMI Suppression Device(s)/Modifications

No EMI suppression device(s) were added and/or no modifications were made during testing.

FCC ID: ZNFK557		FCC Pt. 15.407 802.11a/n/ac UNII MEASUREMENT REPORT (CERTIFICATION)		Reviewed by: Quality Manager
Test Report S/N: 0Y1604110747.ZNF	Test Dates: 4/12 - 5/2/2016	EUT Type: Portable Handset	Page 5 of 116	

3.0 DESCRIPTION OF TESTS

3.1 Evaluation Procedure

The measurement procedures described in the American National Standard for Testing Unlicensed Wireless Devices (ANSI C63.10-2013) and the guidance provided in KDB 789033 D02 v01 were used in the measurement of **LG Portable Handset FCC ID: ZNFK557**.

Deviation from measurement procedure.....None



3.2 AC Line Conducted Emissions

The line-conducted facility is located inside a 10'x16'x9' shielded enclosure. The shielded enclosure is manufactured by ETS Lindgren RF Enclosures. The shielding effectiveness of the shielded room is in accordance with MIL-Std-285 or NSA 65-5. A 1m x 1.5m wooden table 80cm high is placed 40cm away from the vertical wall and 80cm away from the sidewall of the shielded room. Two 10kHz-30MHz, 50Ω/50μH Line-Impedance Stabilization Networks (LISNs) are bonded to the shielded room floor. Power to the LISNs is filtered by external high-current high-insertion loss power line filters. The external power line filter is an ETS Lindgren Model LPRX-4X30 (100dB Attenuation, 14kHz-18GHz) and the two EMI/RFI filters are ETS Lindgren Model LRW-2030-S1 (100dB Minimum Insertion Loss, 14kHz – 10GHz). These filters attenuate ambient signal noise from entering the measurement lines. These filters are also bonded to the shielded enclosure.

The EUT is powered from one LISN and the support equipment is powered from the second LISN. If the EUT is a DC-powered device, power will be derived from the source power supply it normally will be powered from and this supply line(s) will be connected to the second LISN. All interconnecting cables more than 1 meter were shortened to a 1 meter length by non-inductive bundling (serpentine fashion) and draped over the back edge of the test table. All cables were at least 40cm above the horizontal reference groundplane. Power cables for support equipment were routed down to the second LISN while ensuring that that cables were not draped over the second LISN.

Sufficient time for the EUT, support equipment, and test equipment was allowed in order for them to warm up to their normal operating condition. The RF output of the LISN was connected to the spectrum analyzer and exploratory measurements were made to determine the frequencies producing the maximum emission from the EUT. The spectrum was scanned from 150kHz to 30MHz with a spectrum analyzer. The detector function was set to peak mode for exploratory measurements while the bandwidth of the analyzer was set to 10kHz. The EUT, support equipment, and interconnecting cables were arranged and manipulated to maximize each emission. Each emission was also maximized by varying: power lines, the mode of operation or resolution, clock or data exchange speed, scrolling H pattern to the EUT and/or support equipment whichever determined the worst-case emission. Once the worst case emissions have been identified, the one EUT cable configuration/arrangement and mode of operation that produced these emissions is used for final measurements on the same test site. The analyzer is set to CISPR quasi-peak and average detectors with a 9kHz resolution bandwidth for final measurements.

Line conducted emissions test results are shown in Section 7.9.

FCC ID: ZNFK557		FCC Pt. 15.407 802.11a/n/ac UNII MEASUREMENT REPORT (CERTIFICATION)		Reviewed by: Quality Manager
Test Report S/N: 0Y1604110747.ZNF	Test Dates: 4/12 - 5/2/2016	EUT Type: Portable Handset		Page 6 of 116

3.3 Radiated Emissions



The radiated test facilities consisted of an indoor 3 meter semi-anechoic chamber used for final measurements and exploratory measurements, when necessary. The measurement area is contained within the semi-anechoic chamber which is shielded from any ambient interference. The test site inside the chamber is a 6m x 5.2m elliptical, obstruction-free area in accordance with Figure 5.7 of Clause 5 in ANSI C63.4-2014. For measurements above 1GHz absorbers are arranged on the floor between the turn table and the antenna mast in such a way so as to maximize the reduction of reflections. For measurements above 1GHz absorbers are arranged on the floor between the turn table and the antenna mast in such a way so as to maximize the reduction of reflections. For measurements below 1GHz, a 72.4cm high PVC support structure is placed on top of the turntable. A 3" (~7.6cm) sheet of high density polystyrene is used as the table top and is placed on top of the PVC supports to bring the total height of the table to 80cm. For measurements above 1GHz, a high density expanded polystyrene block is placed on top of the test table to bring the total table height to 1.5m.

For all measurements, the spectrum was scanned through all EUT azimuths and from 1 to 4 meter receive antenna height using a broadband antenna from 30MHz up to the upper frequency shown in 15.33(b)(1) depending on the highest frequency generated or used in the device or on which the device operates or tunes. For frequencies above 1GHz, linearly polarized double ridge horn antennas were used. For frequencies below 30MHz, a calibrated loop antenna was used. When exploratory measurements were necessary, they were performed at 1 meter test distance inside the semi-anechoic chamber using broadband antennas, broadband amplifiers, and spectrum analyzers to determine the frequencies and modes producing the maximum emissions. Sufficient time for the EUT, support equipment, and test equipment was allowed in order for them to warm up to their normal operating condition. The test set-up was placed on top of the 1 x 1.5 meter table. The EUT, support equipment, and interconnecting cables were arranged and manipulated to maximize each emission. Appropriate precaution was taken to ensure that all emissions from the EUT were maximized and investigated. The system configuration, clock speed, mode of operation or video resolution, if applicable, turntable azimuth, and receive antenna height was noted for each frequency found.

Final measurements were made in the semi-anechoic chamber using calibrated, linearly polarized broadband and horn antennas. The test setup was configured to the setup that produced the worst case emissions. The spectrum analyzer was set to investigate all frequencies required for testing to compare the highest radiated disturbances with respect to the specified limits. The turntable containing the EUT was rotated through 360 degrees and the height of the receive antenna was varied 1 to 4 meters and stopped at the azimuth and height producing the maximum emission. Each emission was maximized by changing the orientation of the EUT through three orthogonal planes and changing the polarity of the receive antenna, whichever produced the worst-case emissions.

3.4 Environmental Conditions

The temperature is controlled within range of 15°C to 35°C. The relative humidity is controlled within range of 10% to 75%. The atmospheric pressure is monitored within the range 86-106kPa (860-1060mbar).

FCC ID: ZNFK557		FCC Pt. 15.407 802.11a/n/ac UNII MEASUREMENT REPORT (CERTIFICATION)		Reviewed by: Quality Manager
Test Report S/N: 0Y1604110747.ZNF	Test Dates: 4/12 - 5/2/2016	EUT Type: Portable Handset		Page 7 of 116

4.0 ANTENNA REQUIREMENTS

Excerpt from §15.203 of the FCC Rules/Regulations:

"An intentional radiator antenna shall be designed to ensure that no antenna other than that furnished by the responsible party can be used with the device. The use of a permanently attached antenna or of an antenna that uses a unique coupling to the intentional radiator shall be considered sufficient to comply with the provisions of this section."

- The antennas of the Portable Handset are **permanently attached**.
- There are no provisions for connection to an external antenna.

Conclusion:

The **LG Portable Handset FCC ID: ZNFK557** unit complies with the requirement of §15.203.

Band 1		Band 2A		Band 2C		Band 3	
Ch.	Frequency (MHz)	Ch.	Frequency (MHz)	Ch.	Frequency (MHz)	Ch.	Frequency (MHz)
36	5180	52	5260	100	5500	149	5745
:	:	:	:	:	:	:	:
42	5210	56	5280	116	5580	157	5785
:	:	:	:	:	:	:	:
48	5240	64	5320	140	5700	165	5825



Table 4-1. 802.11a / 802.11n / 802.11ac (20MHz) Frequency / Channel Operations

Band 1		Band 2A		Band 2C		Band 3	
Ch.	Frequency (MHz)	Ch.	Frequency (MHz)	Ch.	Frequency (MHz)	Ch.	Frequency (MHz)
38	5190	54	5270	102	5510	151	5755
:	:	:	:	:	:	:	:
46	5230	62	5310	110	5550	159	5795
				:	:		
				134	5670		

Table 4-2. 802.11n / 802.11ac (40MHz BW) Frequency / Channel Operations

Band 1		Band 2A		Band 2C		Band 3	
Ch.	Frequency (MHz)	Ch.	Frequency (MHz)	Ch.	Frequency (MHz)	Ch.	Frequency (MHz)
42	5210	58	5290	106	5530	155	5775



Table 4-3. 802.11ac (80MHz BW) Frequency / Channel Operations

FCC ID: ZNFK557		FCC Pt. 15.407 802.11a/n/ac UNII MEASUREMENT REPORT (CERTIFICATION)				Reviewed by: Quality Manager
Test Report S/N: 0Y1604110747.ZNF	Test Dates: 4/12 - 5/2/2016	EUT Type: Portable Handset				Page 8 of 116

5.0 MEASUREMENT UNCERTAINTY

The measurement uncertainties shown below were calculated in accordance with the requirements of ANSI C63.4-2014. All measurement uncertainty values are shown with a coverage factor of $k = 2$ to indicate a 95% level of confidence. The measurement data shown herein meets or exceeds the U_{CISPR} measurement uncertainty values specified in CISPR 16-4-2 and, thus, can be compared directly to specified limits to determine compliance.

Contribution	Expanded Uncertainty (\pm dB)
Conducted Bench Top Measurements	1.13
Line Conducted Disturbance	3.09
Radiated Disturbance (<1GHz)	4.98
Radiated Disturbance (>1GHz)	5.07
Radiated Disturbance (>18GHz)	5.09

FCC ID: ZNFK557		FCC Pt. 15.407 802.11a/n/ac UNII MEASUREMENT REPORT (CERTIFICATION)		Reviewed by: Quality Manager
Test Report S/N: 0Y1604110747.ZNF	Test Dates: 4/12 - 5/2/2016	EUT Type: Portable Handset		Page 9 of 116

6.0 TEST EQUIPMENT CALIBRATION DATA


Test Equipment Calibration is traceable to the National Institute of Standards and Technology (NIST).

Manufacturer	Model	Description	Cal Date	Cal Interval	Cal Due	Serial Number
-	RE3	Radiated Emissions Cable Set	4/29/2015	Annual	4/29/2016	RE3
-	WL25-1	Conducted Cable Set (25GHz)	10/8/2015	Annual	10/8/2016	WL25-1
Agilent	8447D	Broadband Amplifier	6/12/2015	Annual	6/12/2016	2443A01900
Agilent	N9020A	MXA Signal Analyzer	11/5/2015	Annual	11/5/2016	US46470561
Agilent	N9038A	MXE EMI Receiver	4/21/2016	Annual	4/21/2017	MY51210133
Anritsu	MA2411B	Pulse Power Sensor	10/14/2015	Biennial	10/14/2017	846215
Anritsu	ML2495A	Power Meter	10/16/2015	Biennial	10/16/2017	941001
Emco	3115	Horn Antenna (1-18GHz)	3/10/2016	Biennial	3/10/2018	9704-5182
Emco	3116	Horn Antenna (18 - 40GHz)	3/27/2015	Triennial	3/27/2018	9203-2178
Espec	ESX-2CA	Environmental Chamber	3/4/2016	Annual	3/4/2017	17620
ETS Lindgren	3117	1-18 GHz DRG Horn (Medium)	4/26/2016	Biennial	4/26/2018	125518
ETS Lindgren	3160-09	18-26.5 GHz Standard Gain Horn	6/17/2014	Biennial	6/17/2016	135427
ETS Lindgren	3160-10	26.5-40 GHz Standard Gain Horn	6/17/2014	Biennial	6/17/2016	130993
ETS-Lindgren	3816/2NM	Line Impedance Stabilization Network	11/11/2014	Biennial	11/11/2016	114451
K & L	11SH10-3075/U18000	High Pass Filter	7/18/2015	Annual	7/18/2016	11SH10-3075/U18000-2
K & L	11SH10-3075/U18000	High Pass Filter	7/18/2015	Annual	7/18/2016	11SH10-3075/U18000-4
Pasternack	NMLC-1	Line Conducted Emissions Cable (NM)	4/28/2015	Annual	4/28/2016	NMLC-1
Rhode & Schwarz	TS-PR18	Pre-Amplifier	3/7/2016	Annual	3/7/2017	101622
Rohde & Schwarz	ESU40	EMI Test Receiver (40GHz)	7/17/2015	Annual	7/17/2016	100348
Rohde & Schwarz	FSW67	Signal / Spectrum Analyzer	6/2/2015	Annual	6/2/2016	103200
Rohde & Schwarz	TS-PR18	1-18 GHz Pre-Amplifier	3/7/2016	Annual	3/7/2017	100071
Rohde & Schwarz	TS-PR26	18-26.5 GHz Pre-Amplifier	3/7/2016	Annual	3/7/2017	100040
Rohde & Schwarz	TS-PR40	26.5-40 GHz Pre-Amplifier	3/7/2016	Annual	3/7/2017	100037
Solar Electronics	8012-50-R-24-BNC	Line Impedance Stabilization Network	7/30/2015	Biennial	7/30/2017	310233
Sunol	JB5	Bi-Log Antenna (30M - 5GHz)	3/14/2016	Biennial	3/14/2018	A051107
Sunol Sciences	DRH-118	Horn Antenna	7/1/2015	Biennial	7/1/2017	A060215

Table 6-1. Annual Test Equipment Calibration Schedule

Note:

For equipment listed above that has a calibration date or calibration due date that falls within the test date range, care was taken to ensure that this equipment was used after the calibration date and before the calibration due date.

FCC ID: ZNFK557		FCC Pt. 15.407 802.11a/n/ac UNII MEASUREMENT REPORT (CERTIFICATION)		Reviewed by: Quality Manager
Test Report S/N: 0Y1604110747.ZNF	Test Dates: 4/12 - 5/2/2016	EUT Type: Portable Handset		Page 10 of 116

7.0 TEST RESULTS

7.1 Summary



Company Name: LG Electronics MobileComm U.S.A
 FCC ID: ZNFK557
 Method/System: Unlicensed National Information Infrastructure (UNII)

FCC Part Section(s)	Test Description	Test Limit	Test Condition	Test Result	Reference
TRANSMITTER MODE (TX)					
N/A	26dB Bandwidth	N/A	CONDUCTED	PASS	Section 7.2
15.407(e)	6dB Bandwidth	>500kHz(5725-5850MHz)		PASS	Section 7.3
15.407 (a.1)	Maximum Conducted Output Power	< 250mW (23.98dBm) (5150-5250MHz) < 250mW (23.98dBm) (5250-5350MHz) < 250mW (23.98dBm) (5470-5725MHz) < 1W (30dBm) (5725-5850MHz)		PASS	Section 7.4
15.407 (a.1), (5)	Maximum Power Spectral Density	< 11 dBm/MHz (5150-5250MHz, 5250-5350MHz, 5470-5725MHz) < 30 dBm/500kHz (5725-5850MHz)		PASS	Section 7.5
15.407(g)	Frequency Stability	N/A		PASS	Section 7.6
15.407(h)	Dynamic Frequency Selection	See DFS Test Report		PASS	See DFS Test Report
15.407(b.1), (2),(3)	Undesirable Emissions	< -27 dBm/MHz EIRP (outside 5150-5350MHz, 5470-5725MHz, 5715-5860MHz) < -17 dBm/MHz EIRP (within 5715-5725MHz and 5850-5860MHz)	RADIATED	PASS	Section 7.7
15.205, 15.407(b.1), (5), (6)	General Field Strength Limits (Restricted Bands and Radiated Emission Limits)	Emissions in restricted bands must meet the radiated limits detailed in 15.209		PASS	Section 7.7, 7.8
15.407	AC Conducted Emissions 150kHz – 30MHz	< FCC 15.207 limits	LINE CONDUCTED	PASS	Section 7.9

Table 7-1. Summary of Test Results

Notes:

- 1) All channels, modes, and modulations/data rates were investigated among all UNII bands. The test results shown in the following sections represent the worst case emissions.
- 2) The analyzer plots shown in this section were all taken with a correction table loaded into the analyzer. The correction table was used to account for the losses of the cables and attenuators used as part of the system to connect the EUT to the analyzer at all frequencies of interest.
- 3) All antenna port conducted emissions testing was performed on a test bench with the antenna port of the EUT connected to the spectrum analyzer through calibrated cables and attenuators.
- 4) For conducted spurious emissions, automated test software was used to measure emissions and capture the corresponding plots necessary to show compliance. The measurement software utilized is PCTEST "UNII Automation," Version 3.9.
- 5) For radiated band edge, automated test software was used to measure emissions and capture the corresponding plots necessary to show compliance. The measurement software utilized is PCTEST "Chamber Automation," Version 1.1.2.

FCC ID: ZNFK557		FCC Pt. 15.407 802.11a/n/ac UNII MEASUREMENT REPORT (CERTIFICATION)		Reviewed by: Quality Manager
Test Report S/N: 0Y1604110747.ZNF	Test Dates: 4/12 - 5/2/2016	EUT Type: Portable Handset	Page 11 of 116	

7.2 26dB Bandwidth Measurement – 802.11a/n/ac

Test Overview and Limit

The bandwidth at 26dB down from the highest in-band spectral density is measured with a spectrum analyzer connected to the antenna terminal while the EUT is operating at its maximum duty cycle, at its maximum power control level, as defined in KDB 789033 D02 v01, and at the appropriate frequencies. The spectrum analyzer's bandwidth measurement function is configured to measure the 26dB bandwidth.

The 26dB bandwidth is used to determine the conducted power limits.

Test Procedure Used

KDB 789033 D02 v01 – Section C

Test Settings

1. The signal analyzers' automatic bandwidth measurement capability was used to perform the 26dB bandwidth measurement. The "X" dB bandwidth parameter was set to $X = 26$. The automatic bandwidth measurement function also has the capability of simultaneously measuring the 99% occupied bandwidth. The bandwidth measurement was not influenced by any intermediate power nulls in the fundamental emission.
2. RBW = approximately 1% of the emission bandwidth
3. $VBW \geq 3 \times RBW$
4. Detector = Peak
5. Trace mode = max hold

Test Setup

The EUT and measurement equipment were set up as shown in the diagram below.






Figure 7-1. Test Instrument & Measurement Setup



Test Notes

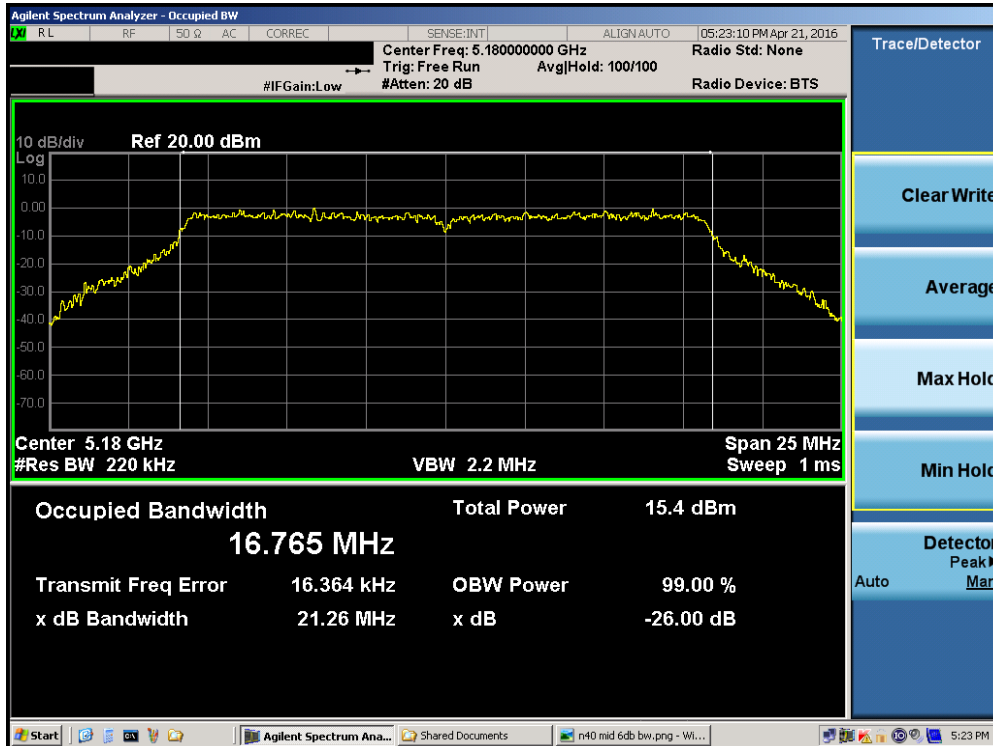
None.

FCC ID: ZNFK557		FCC Pt. 15.407 802.11a/n/ac UNII MEASUREMENT REPORT (CERTIFICATION)		Reviewed by: Quality Manager
Test Report S/N: 0Y1604110747.ZNF	Test Dates: 4/12 - 5/2/2016	EUT Type: Portable Handset		Page 12 of 116

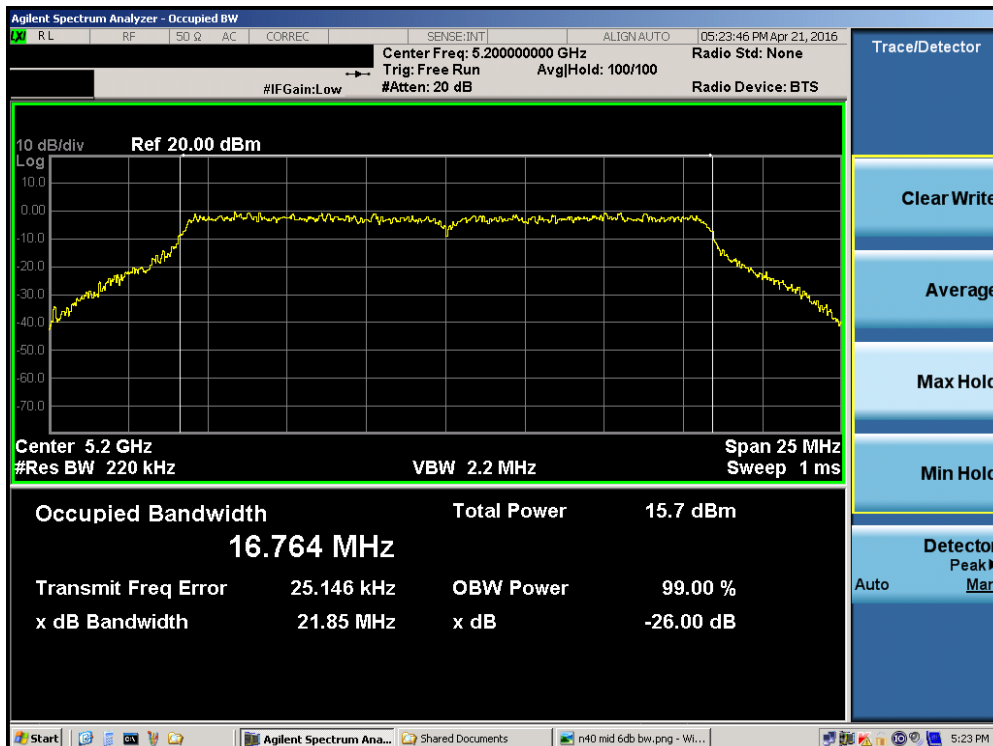
	Frequency [MHz]	Channel No.	802.11 Mode	Data Rate [Mbps]	Measured 26dB Bandwidth [MHz]
Band 1	5180	36	a	6	21.26
	5200	40	a	6	21.85
	5240	48	a	6	21.41
	5180	36	n (20MHz)	6.5/7.2 (MCS0)	22.30
	5200	40	n (20MHz)	6.5/7.2 (MCS0)	22.01
	5240	48	n (20MHz)	6.5/7.2 (MCS0)	21.81
	5190	38	n (40MHz)	13.5/15 (MCS0)	42.30
	5230	46	n (40MHz)	13.5/15 (MCS0)	42.18
	5210	42	ac (80MHz)	29.3/32.5 (MCS0)	84.04
Band 2A	5260	52	a	6	21.72
	5280	56	a	6	21.49
	5320	64	a	6	21.99
	5260	52	n (20MHz)	6.5/7.2 (MCS0)	21.91
	5280	56	n (20MHz)	6.5/7.2 (MCS0)	21.75
	5320	64	n (20MHz)	6.5/7.2 (MCS0)	21.97
	5270	54	n (40MHz)	13.5/15 (MCS0)	41.86
	5310	62	n (40MHz)	13.5/15 (MCS0)	43.29
	5290	58	ac (80MHz)	29.3/32.5 (MCS0)	83.51
Band 2C	5500	100	a	6	21.50
	5580	116	a	6	21.96
	5700	140	a	6	21.72
	5500	100	n (20MHz)	6.5/7.2 (MCS0)	22.21
	5580	116	n (20MHz)	6.5/7.2 (MCS0)	21.93
	5700	140	n (20MHz)	6.5/7.2 (MCS0)	22.02
	5510	102	n (40MHz)	13.5/15 (MCS0)	42.81
	5550	110	n (40MHz)	13.5/15 (MCS0)	43.08
	5670	134	n (40MHz)	13.5/15 (MCS0)	42.37
	5530	106	ac (80MHz)	29.3/32.5 (MCS0)	83.38

Table 7-2. Conducted Bandwidth Measurements

FCC ID: ZNFK557		FCC Pt. 15.407 802.11a/n/ac UNII MEASUREMENT REPORT (CERTIFICATION)		Reviewed by: Quality Manager
Test Report S/N: 0Y1604110747.ZNF	Test Dates: 4/12 - 5/2/2016	EUT Type: Portable Handset		Page 13 of 116

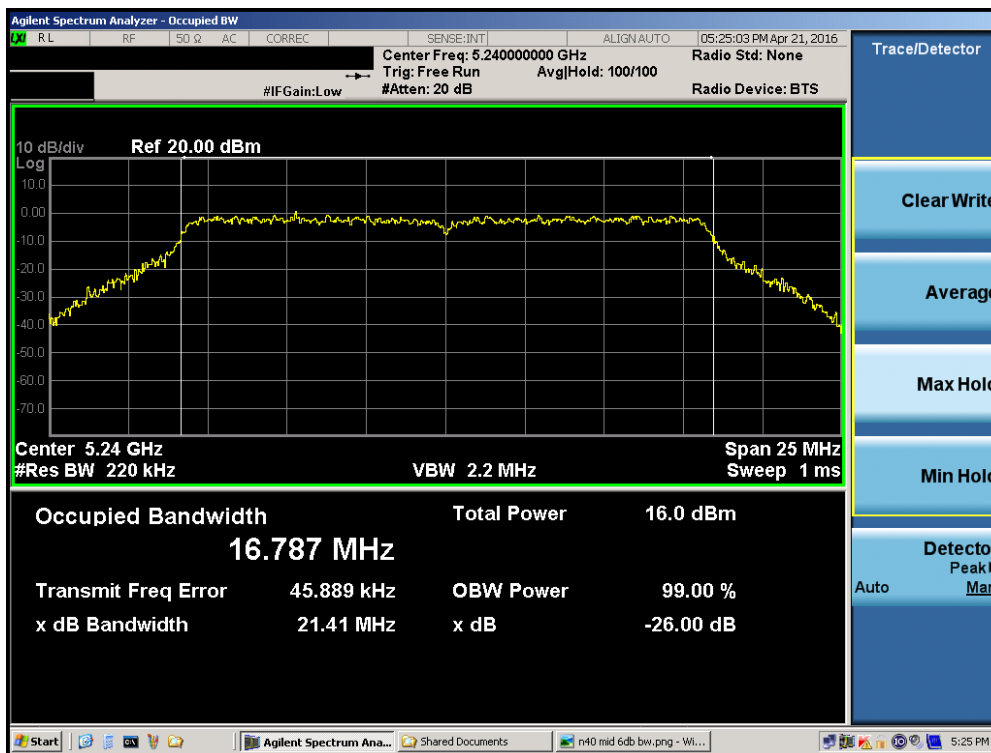


Plot 7-1. 26dB Bandwidth Plot (802.11a (UNII Band 1) – Ch. 36)

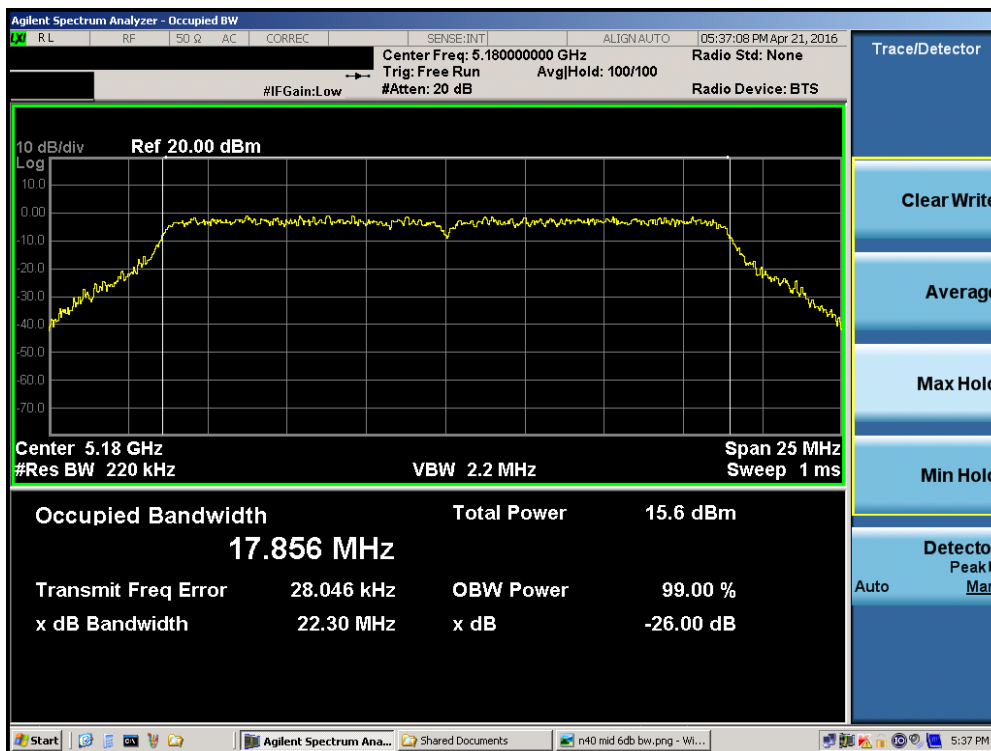


Plot 7-2. 26dB Bandwidth Plot (802.11a (UNII Band 1) – Ch. 40)

FCC ID: ZNFK557	PCTEST ENGINEERING LABORATORY, INC.	FCC Pt. 15.407 802.11a/n/ac UNII MEASUREMENT REPORT (CERTIFICATION)	LG	Reviewed by: Quality Manager
Test Report S/N: 0Y1604110747.ZNF	Test Dates: 4/12 - 5/2/2016	EUT Type: Portable Handset		Page 14 of 116

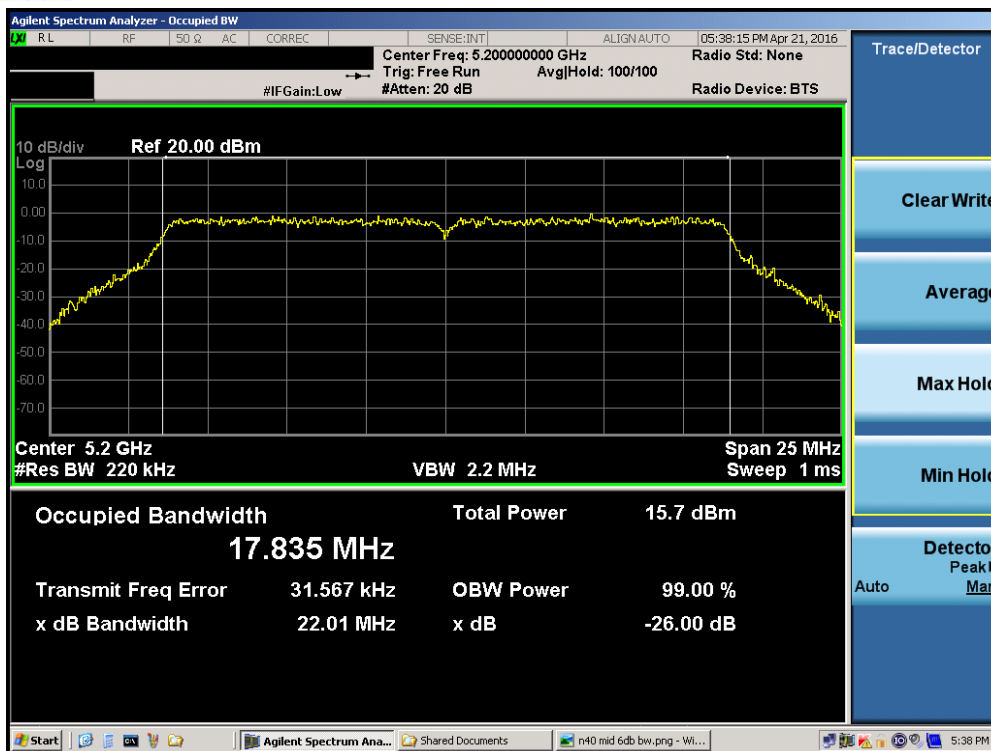


Plot 7-3. 26dB Bandwidth Plot (802.11a (UNII Band 1) – Ch. 48)

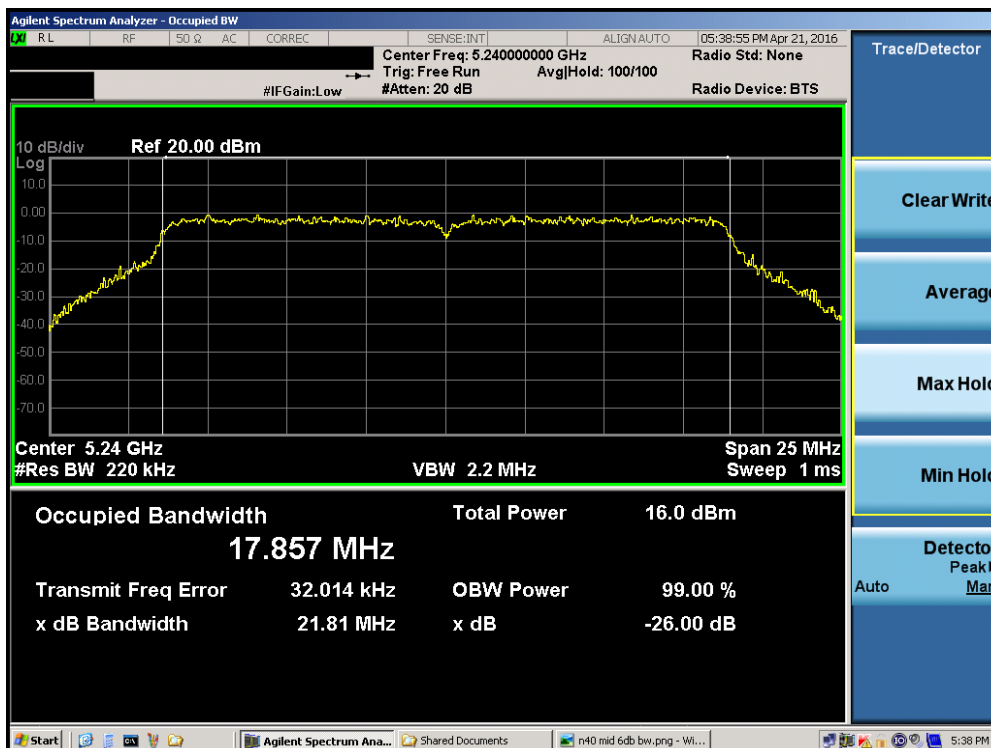


Plot 7-4. 26dB Bandwidth Plot (20MHz BW 802.11n (UNII Band 1) – Ch. 36)

FCC ID: ZNFK557	PCTEST ENGINEERING LABORATORY, INC.	FCC Pt. 15.407 802.11a/n/ac UNII MEASUREMENT REPORT (CERTIFICATION)	LG	Reviewed by: Quality Manager
Test Report S/N: 0Y1604110747.ZNF	Test Dates: 4/12 - 5/2/2016	EUT Type: Portable Handset		Page 15 of 116

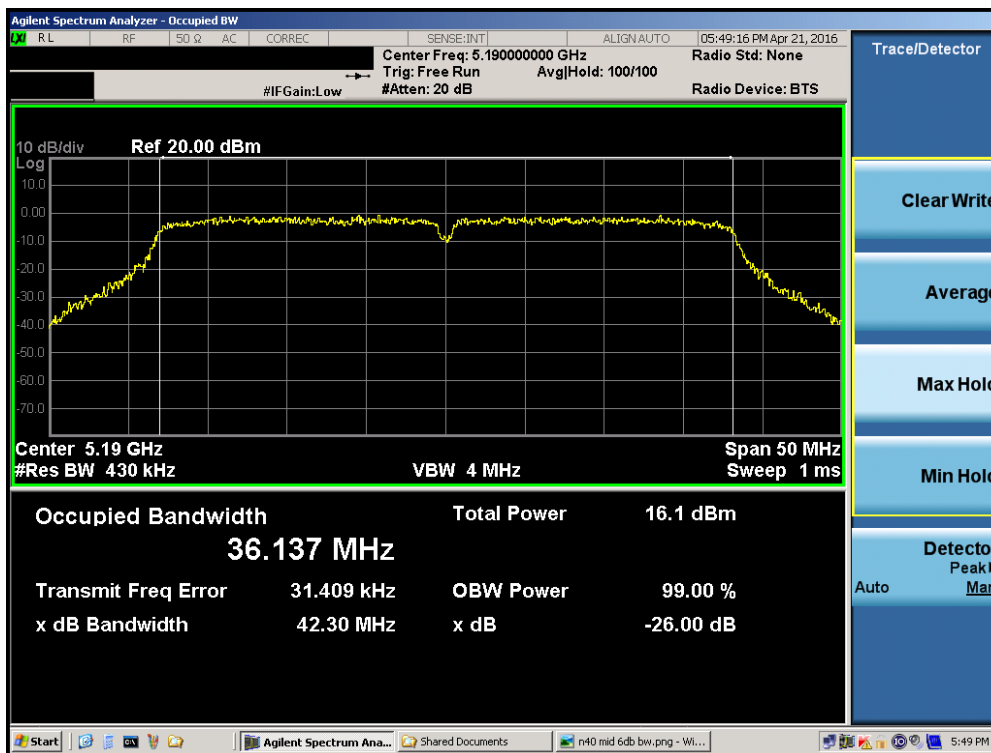


Plot 7-5. 26dB Bandwidth Plot (20MHz BW 802.11n (UNII Band 1) – Ch. 40)

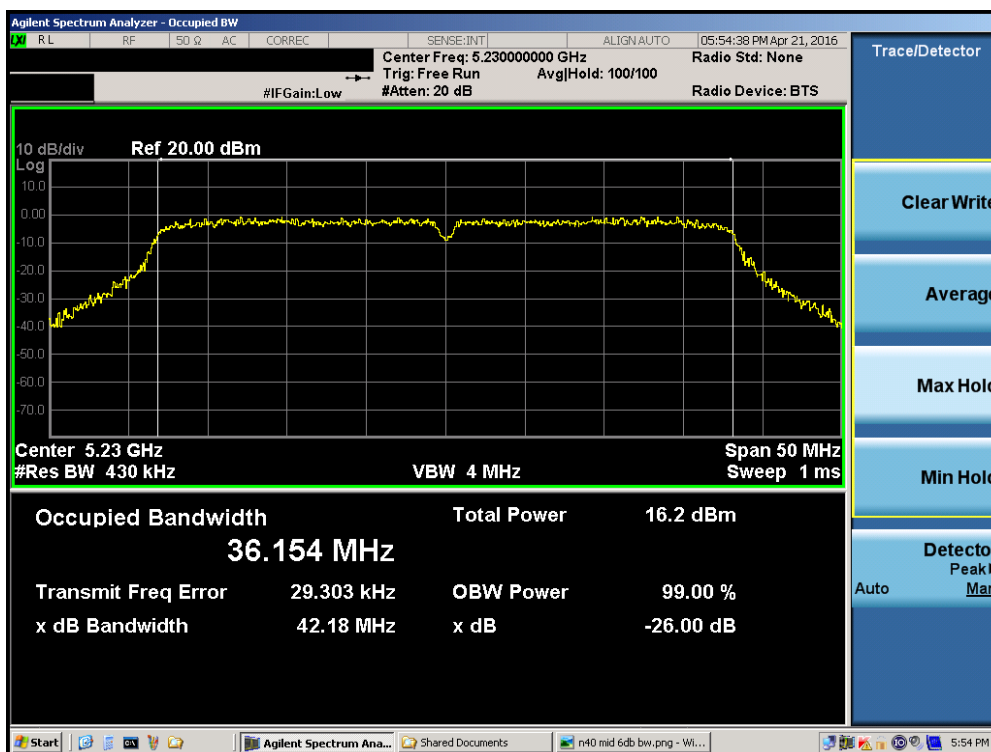


Plot 7-6. 26dB Bandwidth Plot (20MHz BW 802.11n (UNII Band 1) – Ch. 48)

FCC ID: ZNFK557	PCTEST ENGINEERING LABORATORY, INC.	FCC Pt. 15.407 802.11a/n/ac UNII MEASUREMENT REPORT (CERTIFICATION)	LG	Reviewed by: Quality Manager
Test Report S/N: 0Y1604110747.ZNF	Test Dates: 4/12 - 5/2/2016	EUT Type: Portable Handset		Page 16 of 116

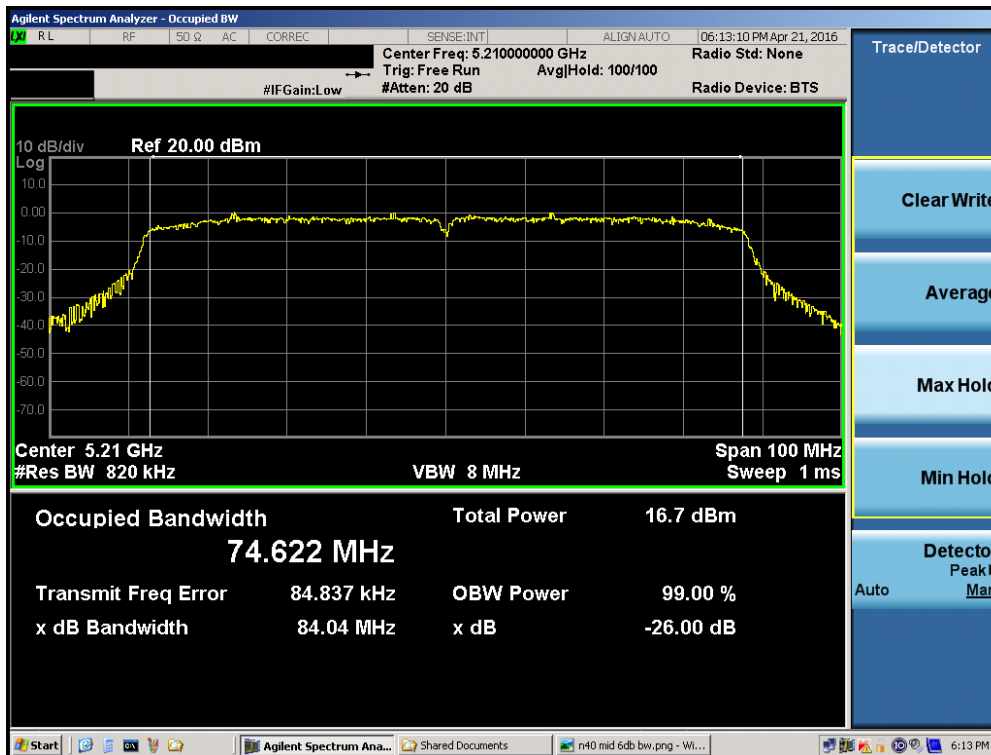


Plot 7-7. 26dB Bandwidth Plot (40MHz BW 802.11n (UNII Band 1) – Ch. 38)

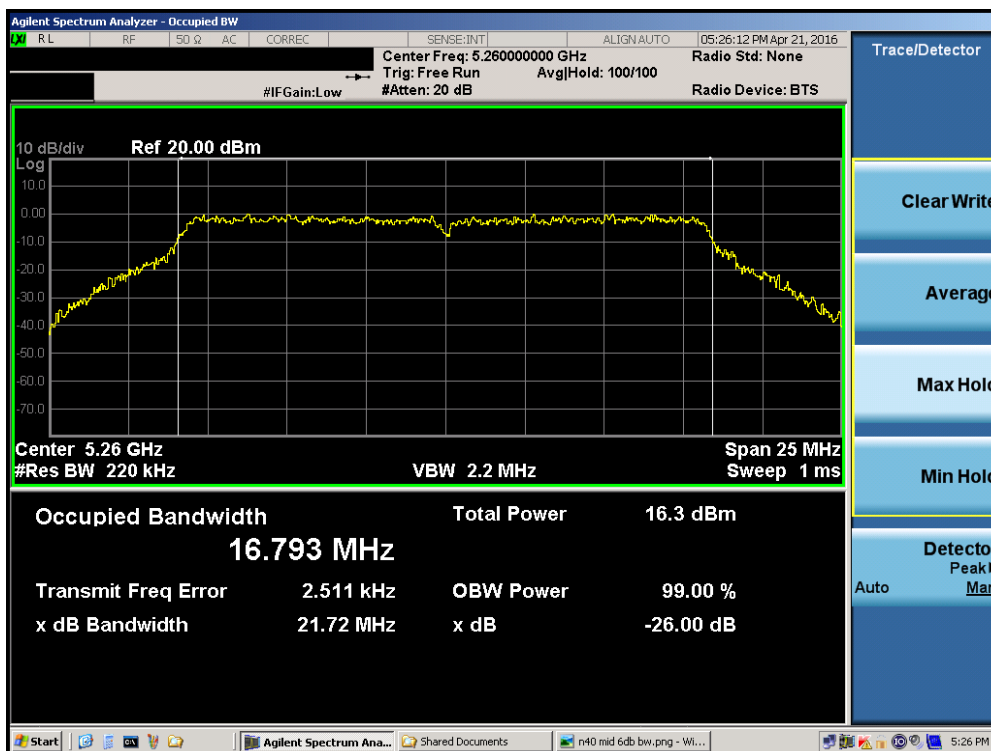


Plot 7-8. 26dB Bandwidth Plot (40MHz BW 802.11n (UNII Band 1) – Ch. 46)

FCC ID: ZNFK557	PCTEST ENGINEERING LABORATORY, INC.	FCC Pt. 15.407 802.11a/n/ac UNII MEASUREMENT REPORT (CERTIFICATION)		Reviewed by: Quality Manager
Test Report S/N: 0Y1604110747.ZNF	Test Dates: 4/12 - 5/2/2016	EUT Type: Portable Handset		Page 17 of 116

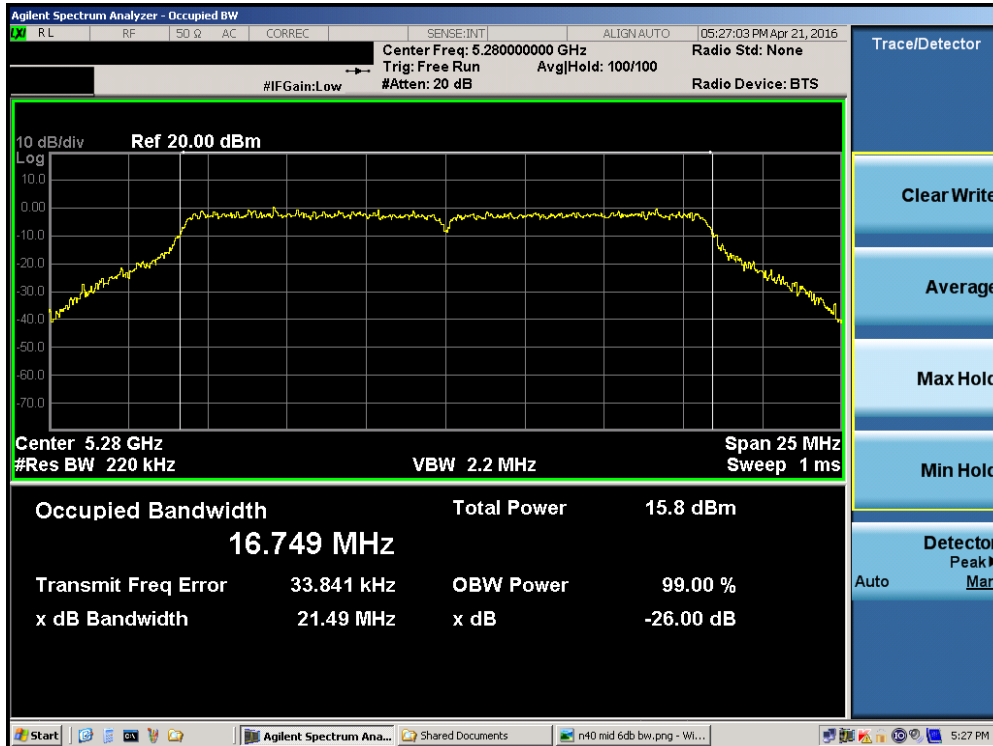


Plot 7-9. 26dB Bandwidth Plot (80MHz BW 802.11ac (UNII Band 1) – Ch. 42)

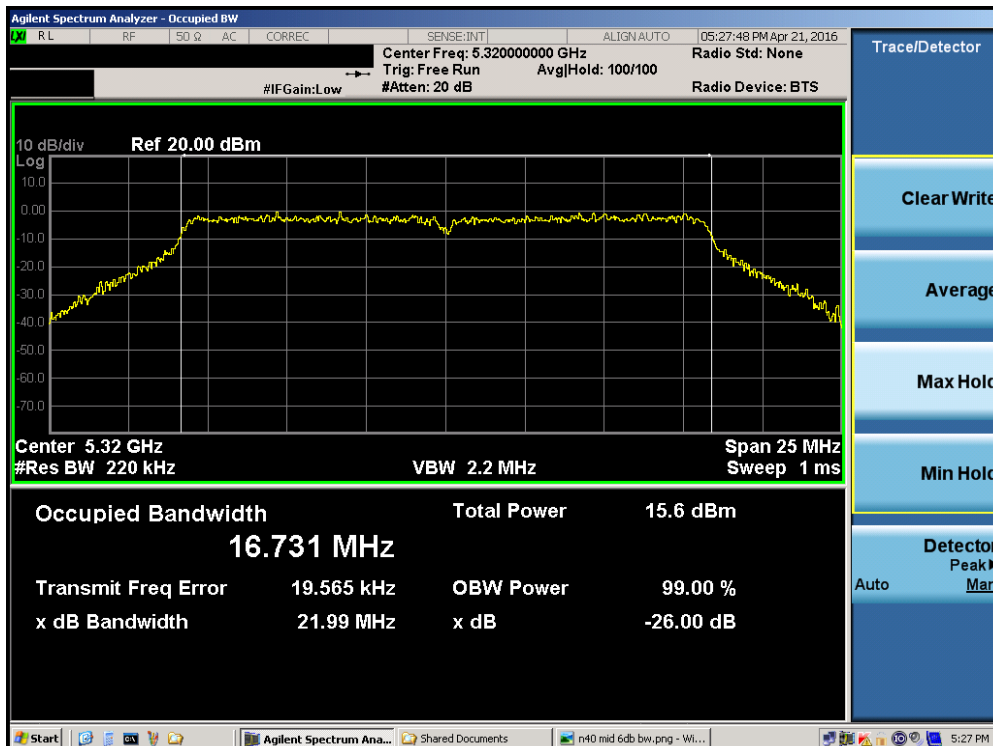


Plot 7-10. 26dB Bandwidth Plot (802.11a (UNII Band 2A) – Ch. 52)

FCC ID: ZNFK557	PCTEST ENGINEERING LABORATORY, INC.	FCC Pt. 15.407 802.11a/n/ac UNII MEASUREMENT REPORT (CERTIFICATION)	LG	Reviewed by: Quality Manager
Test Report S/N: 0Y1604110747.ZNF	Test Dates: 4/12 - 5/2/2016	EUT Type: Portable Handset		Page 18 of 116

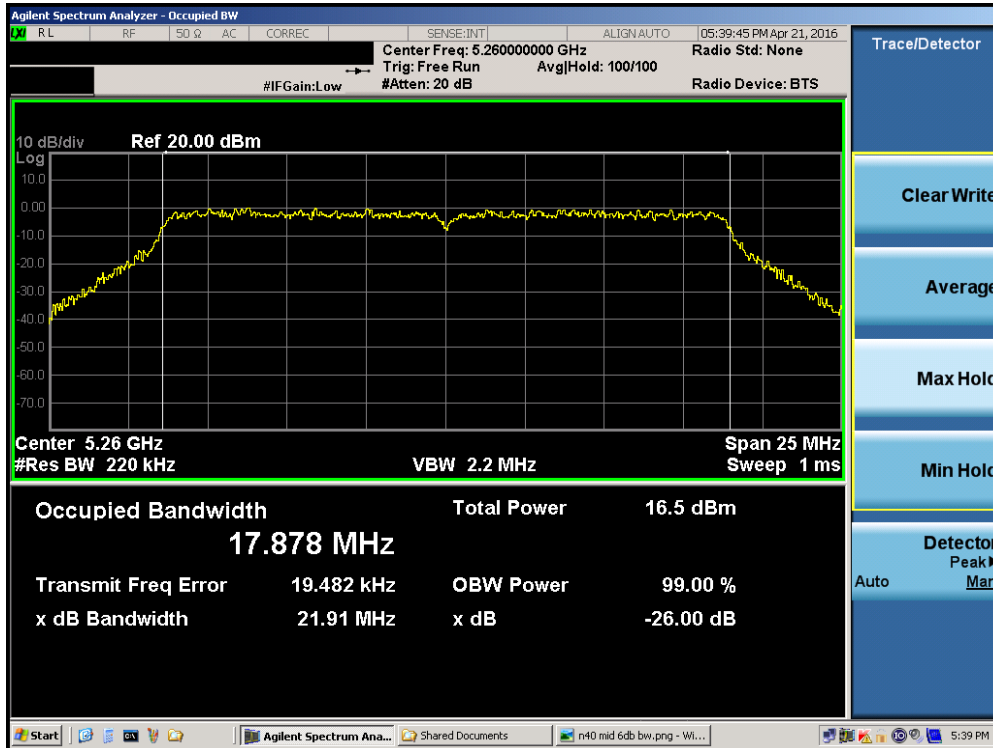


Plot 7-11. 26dB Bandwidth Plot (802.11a (UNII Band 2A) – Ch. 56)

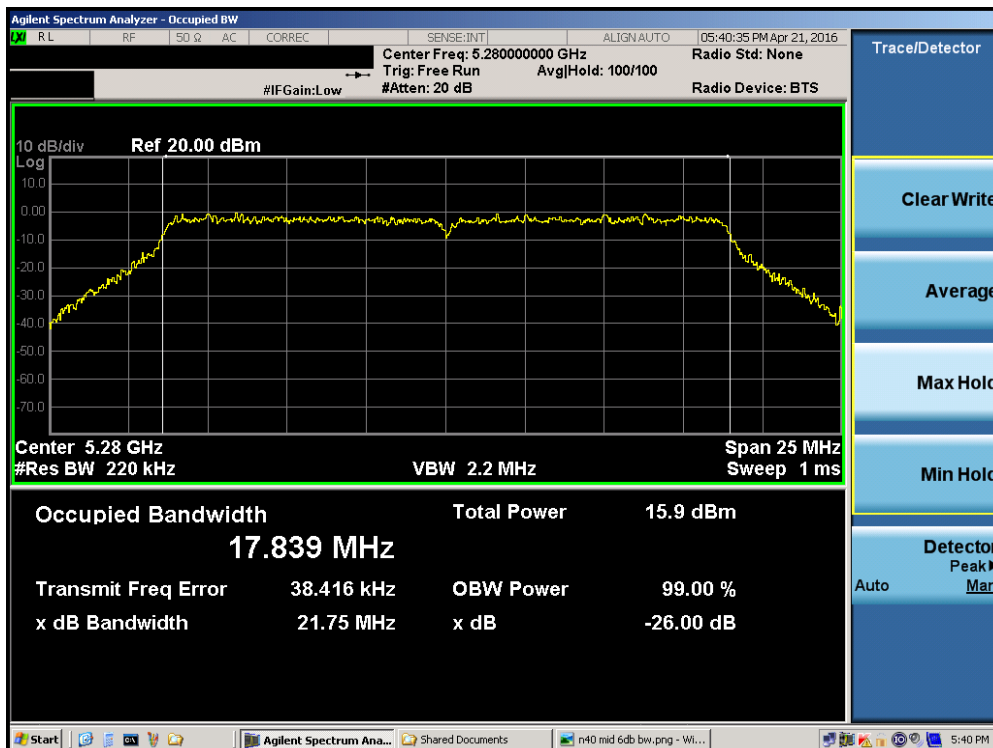


Plot 7-12. 26dB Bandwidth Plot (802.11a (UNII Band 2A) – Ch. 64)

FCC ID: ZNFK557	PCTEST ENGINEERING LABORATORY, INC.	FCC Pt. 15.407 802.11a/n/ac UNII MEASUREMENT REPORT (CERTIFICATION)	LG	Reviewed by: Quality Manager
Test Report S/N: 0Y1604110747.ZNF	Test Dates: 4/12 - 5/2/2016	EUT Type: Portable Handset		Page 19 of 116

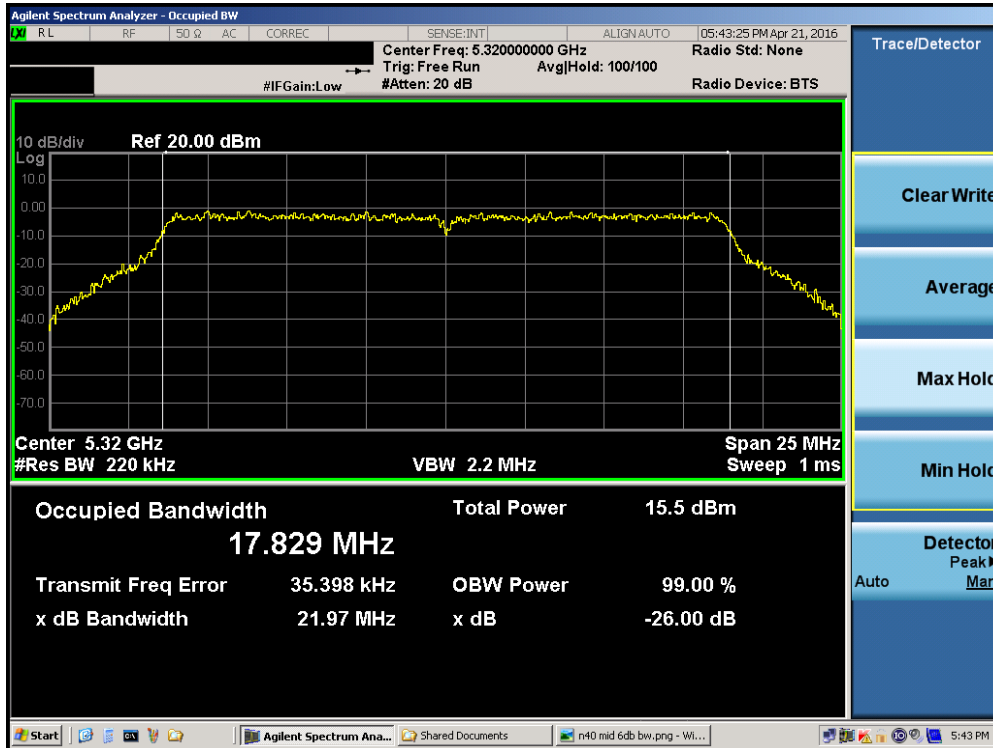


Plot 7-13. 26dB Bandwidth Plot (20MHz BW 802.11n (UNII Band 2A) – Ch. 52)

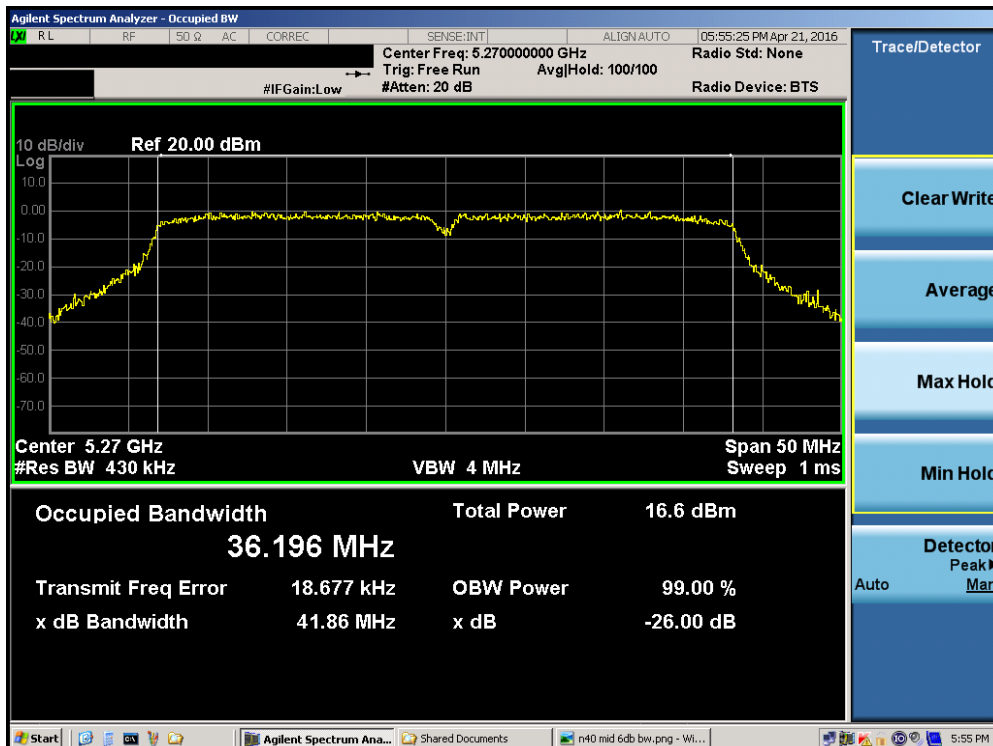


Plot 7-14. 26dB Bandwidth Plot (20MHz BW 802.11n (UNII Band 2A) – Ch. 56)

FCC ID: ZNFK557	PCTEST ENGINEERING LABORATORY, INC.	FCC Pt. 15.407 802.11a/n/ac UNII MEASUREMENT REPORT (CERTIFICATION)	LG	Reviewed by: Quality Manager
Test Report S/N: 0Y1604110747.ZNF	Test Dates: 4/12 - 5/2/2016	EUT Type: Portable Handset		Page 20 of 116

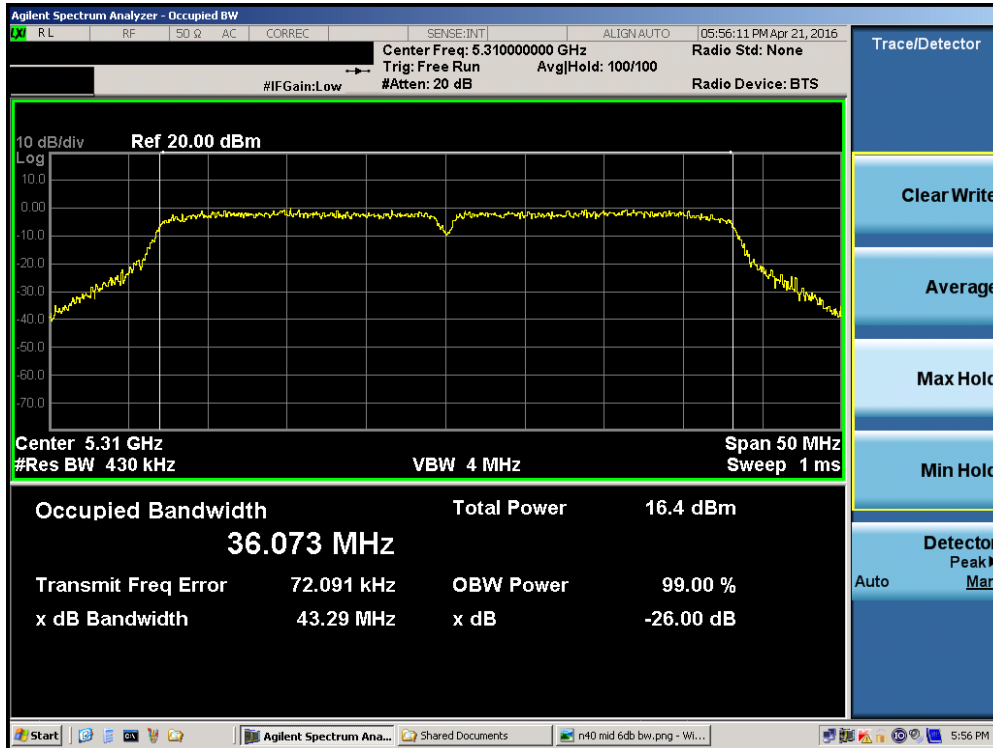


Plot 7-15. 26dB Bandwidth Plot (20MHz BW 802.11n (UNII Band 2A) – Ch. 64)

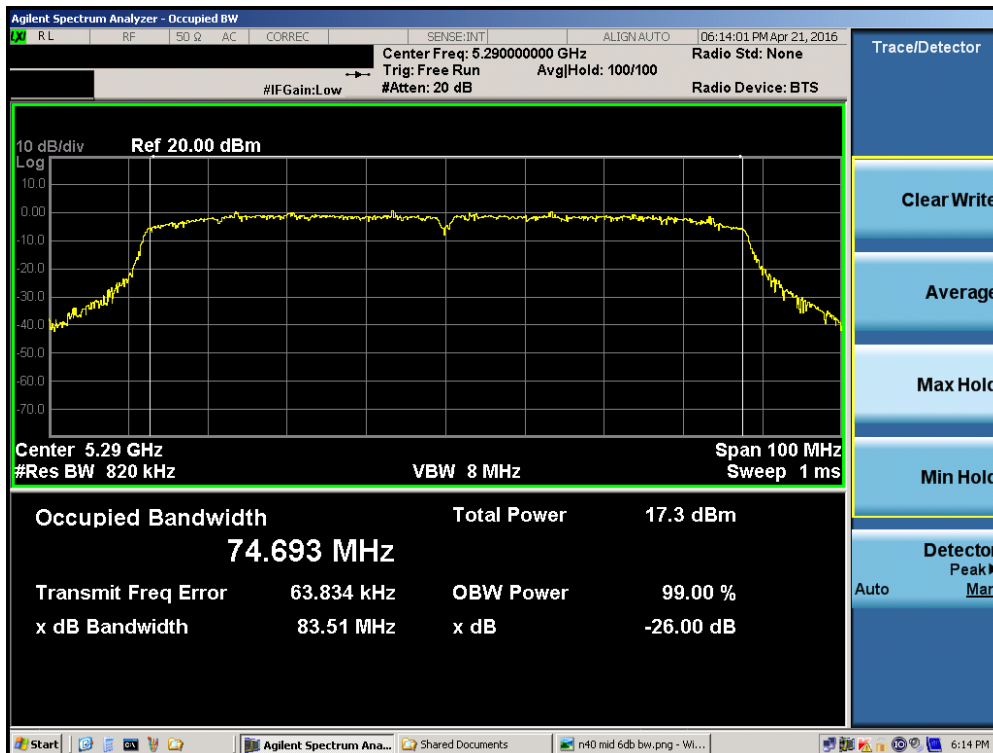


Plot 7-16. 26dB Bandwidth Plot (40MHz BW 802.11n (UNII Band 2A) – Ch. 54)

FCC ID: ZNFK557	PCTEST ENGINEERING LABORATORY, INC.	FCC Pt. 15.407 802.11a/n/ac UNII MEASUREMENT REPORT (CERTIFICATION)	LG	Reviewed by: Quality Manager
Test Report S/N: 0Y1604110747.ZNF	Test Dates: 4/12 - 5/2/2016	EUT Type: Portable Handset		Page 21 of 116

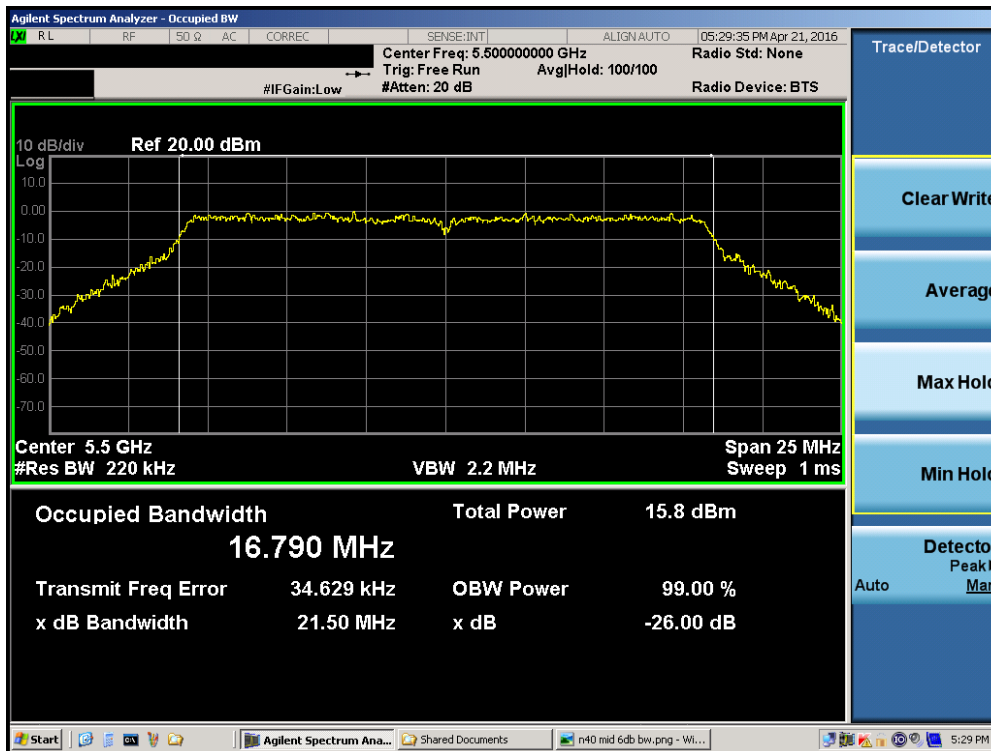


Plot 7-17. 26dB Bandwidth Plot (40MHz BW 802.11n (UNII Band 2A) – Ch. 62)

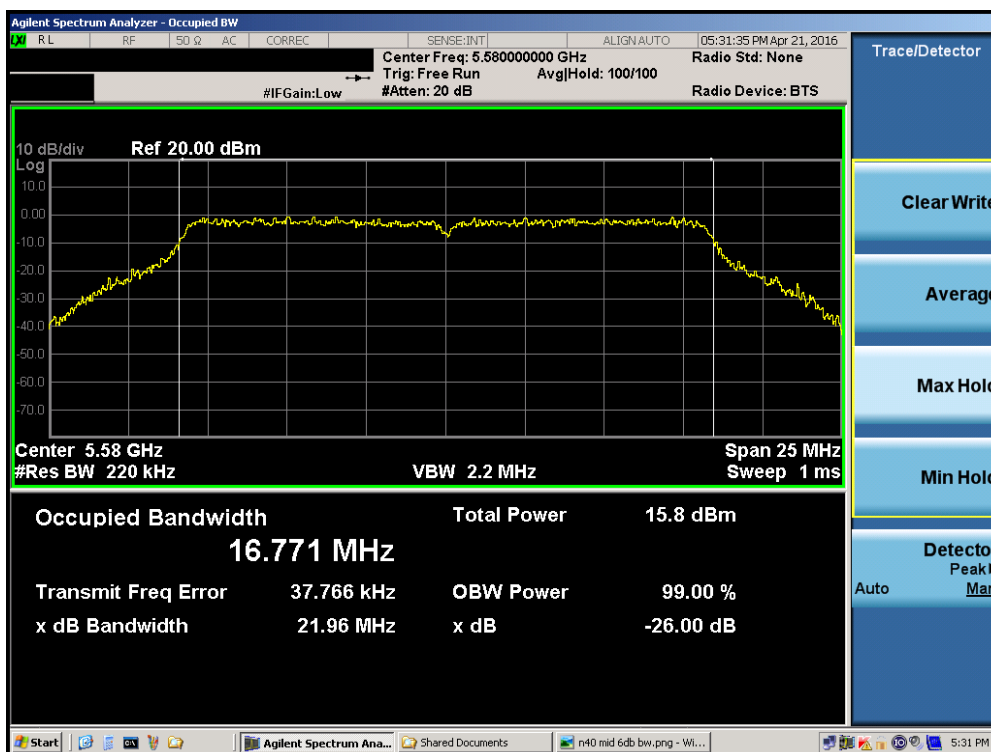


Plot 7-18. 26dB Bandwidth Plot (80MHz BW 802.11ac (UNII Band 2A) – Ch. 58)

FCC ID: ZNFK557	PCTEST ENGINEERING LABORATORY, INC.	FCC Pt. 15.407 802.11a/n/ac UNII MEASUREMENT REPORT (CERTIFICATION)	LG	Reviewed by: Quality Manager
Test Report S/N: 0Y1604110747.ZNF	Test Dates: 4/12 - 5/2/2016	EUT Type: Portable Handset		Page 22 of 116

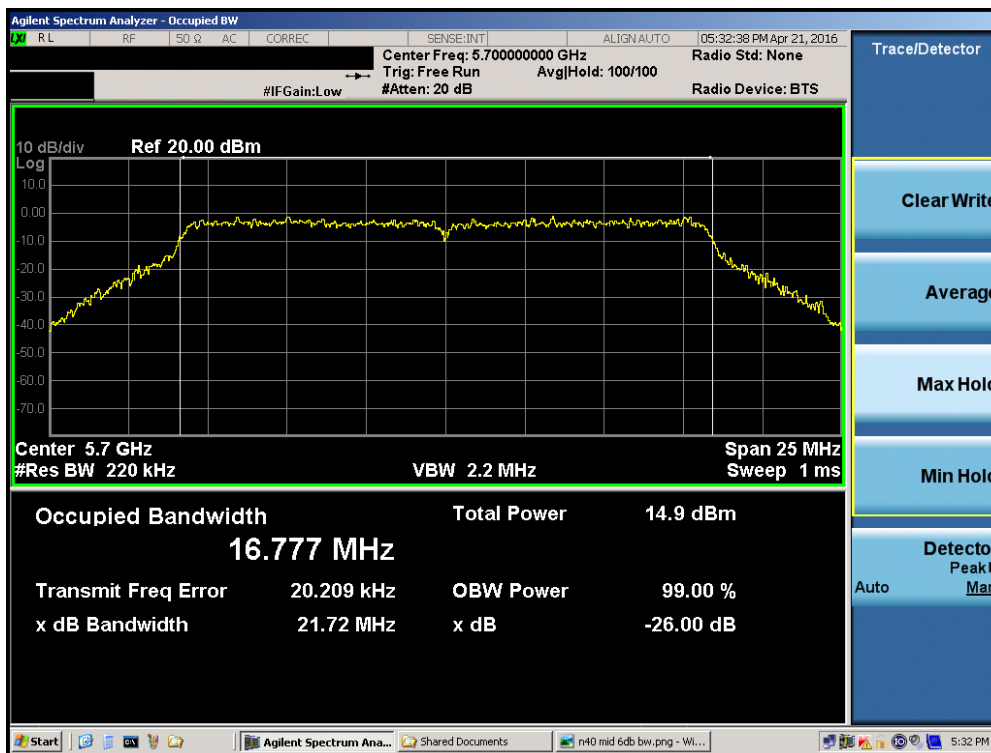


Plot 7-19. 26dB Bandwidth Plot (802.11a (UNII Band 2C) – Ch. 100)

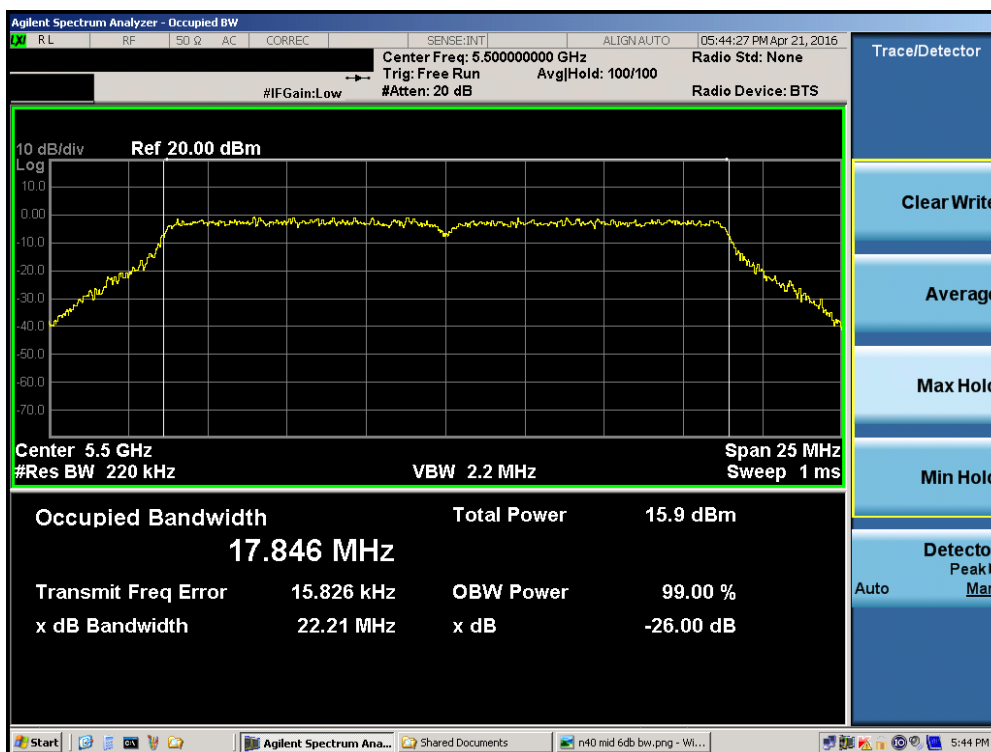


Plot 7-20. 26dB Bandwidth Plot (802.11a (UNII Band 2C) – Ch. 116)

FCC ID: ZNFK557	PCTEST ENGINEERING LABORATORY, INC.	FCC Pt. 15.407 802.11a/n/ac UNII MEASUREMENT REPORT (CERTIFICATION)	LG	Reviewed by: Quality Manager
Test Report S/N: 0Y1604110747.ZNF	Test Dates: 4/12 - 5/2/2016	EUT Type: Portable Handset		Page 23 of 116

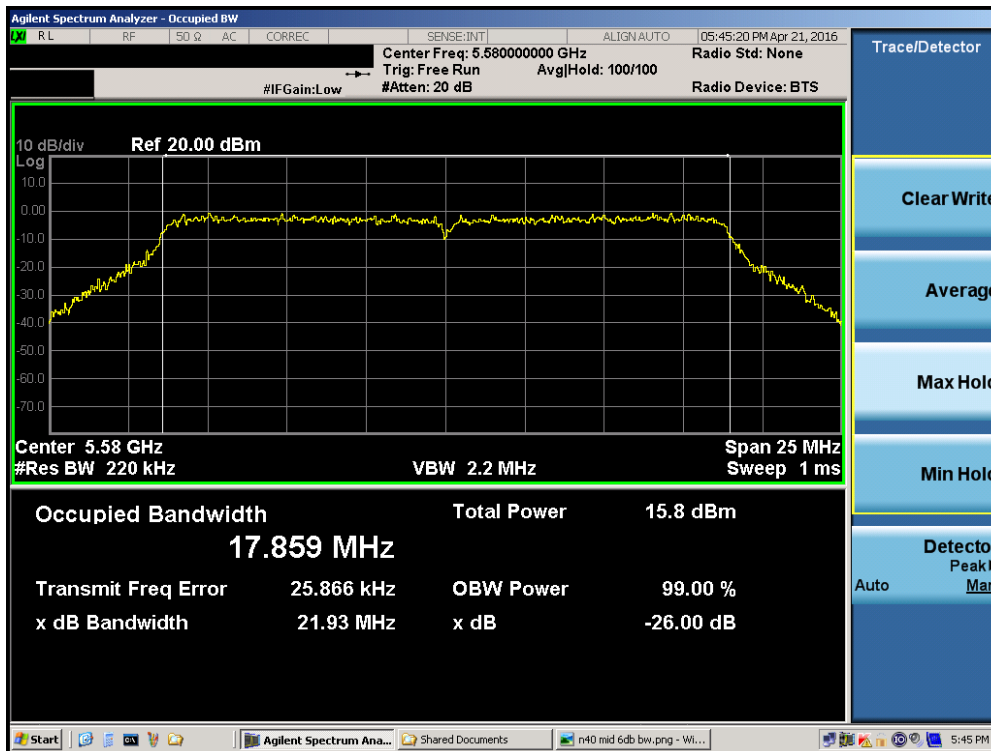


Plot 7-21. 26dB Bandwidth Plot (802.11a (UNII Band 2C) – Ch. 140)

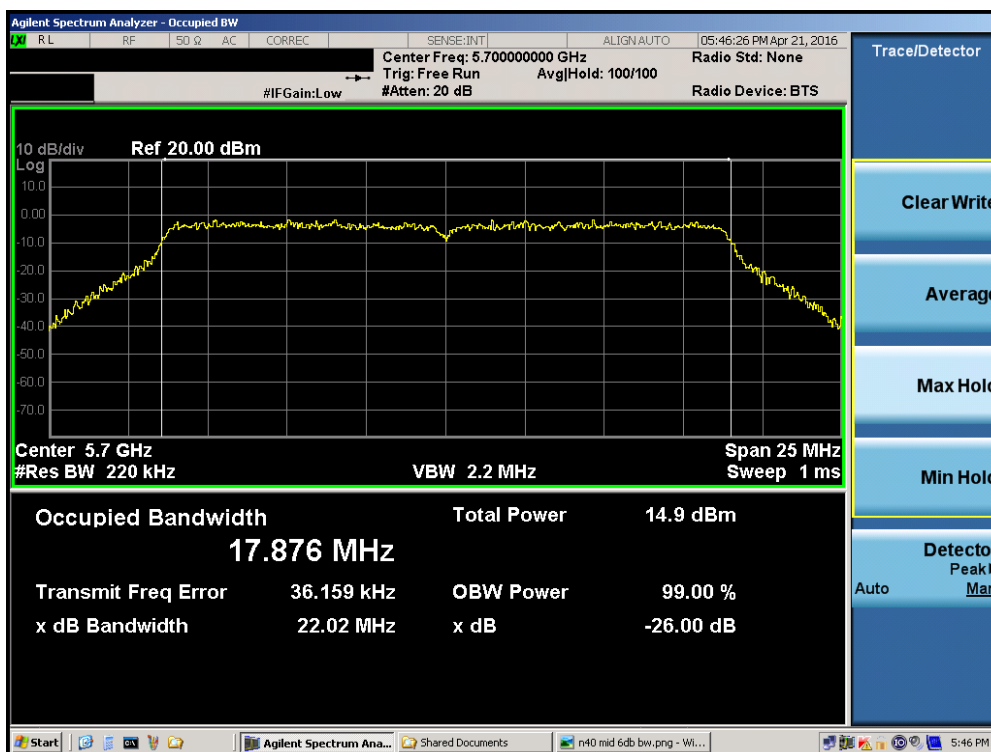


Plot 7-22. 26dB Bandwidth Plot (20MHz BW 802.11n (UNII Band 2C) – Ch. 100)

FCC ID: ZNFK557	PCTEST ENGINEERING LABORATORY, INC.	FCC Pt. 15.407 802.11a/n/ac UNII MEASUREMENT REPORT (CERTIFICATION)	LG	Reviewed by: Quality Manager
Test Report S/N: 0Y1604110747.ZNF	Test Dates: 4/12 - 5/2/2016	EUT Type: Portable Handset		Page 24 of 116

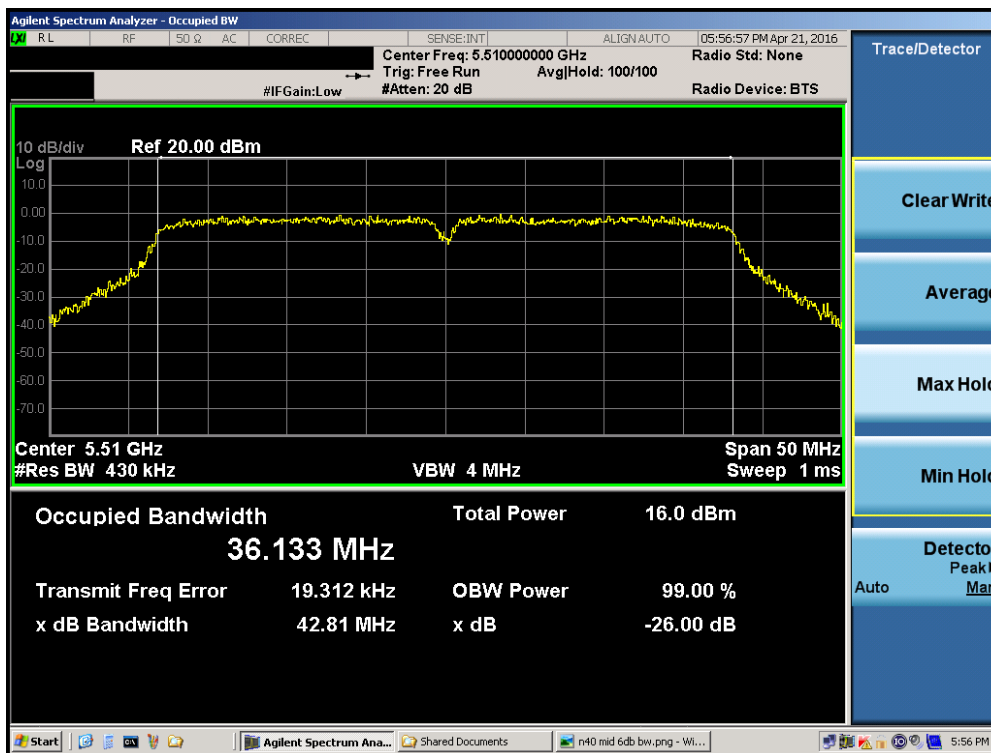


Plot 7-23. 26dB Bandwidth Plot (20MHz BW 802.11n (UNII Band 2C) - Ch. 116)

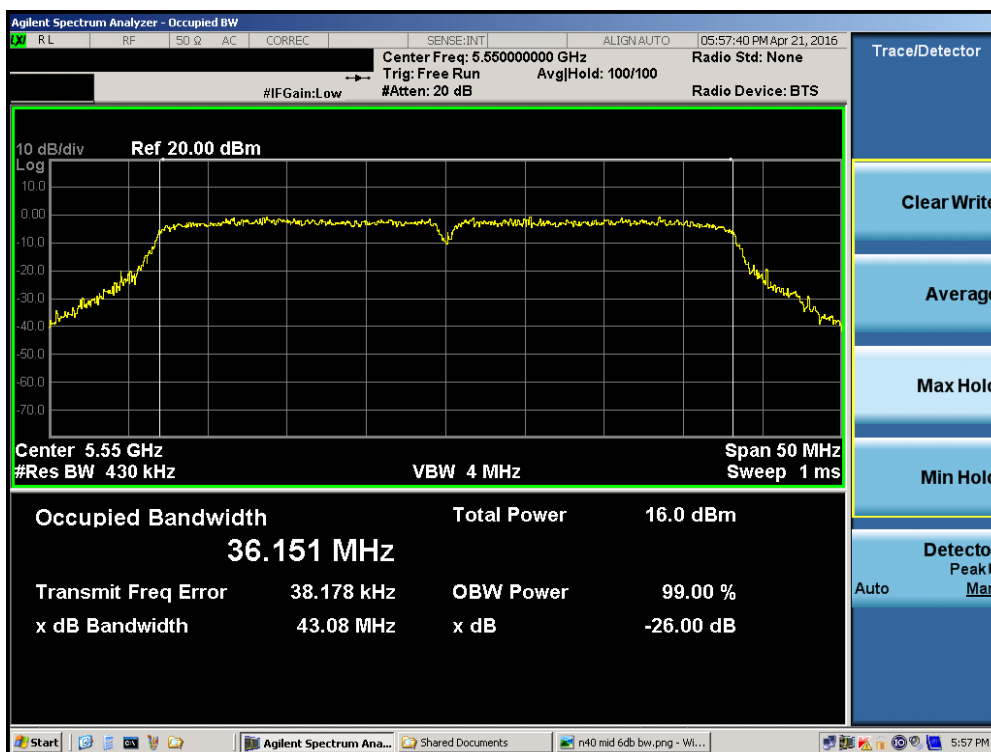


Plot 7-24. 26dB Bandwidth Plot (20MHz BW 802.11n (UNII Band 2C) - Ch. 140)

FCC ID: ZNFK557	PCTEST ENGINEERING LABORATORY, INC.	FCC Pt. 15.407 802.11a/n/ac UNII MEASUREMENT REPORT (CERTIFICATION)	LG	Reviewed by: Quality Manager
Test Report S/N: 0Y1604110747.ZNF	Test Dates: 4/12 - 5/2/2016	EUT Type: Portable Handset		Page 25 of 116

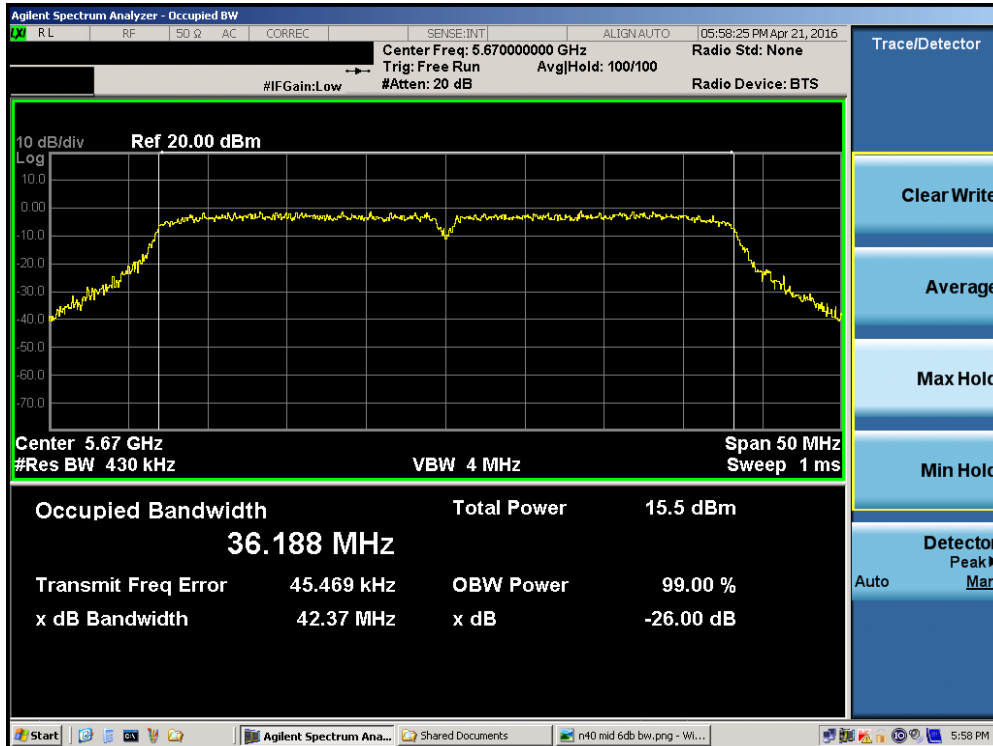


Plot 7-25. 26dB Bandwidth Plot (40MHz BW 802.11n (UNII Band 2C) - Ch. 102)

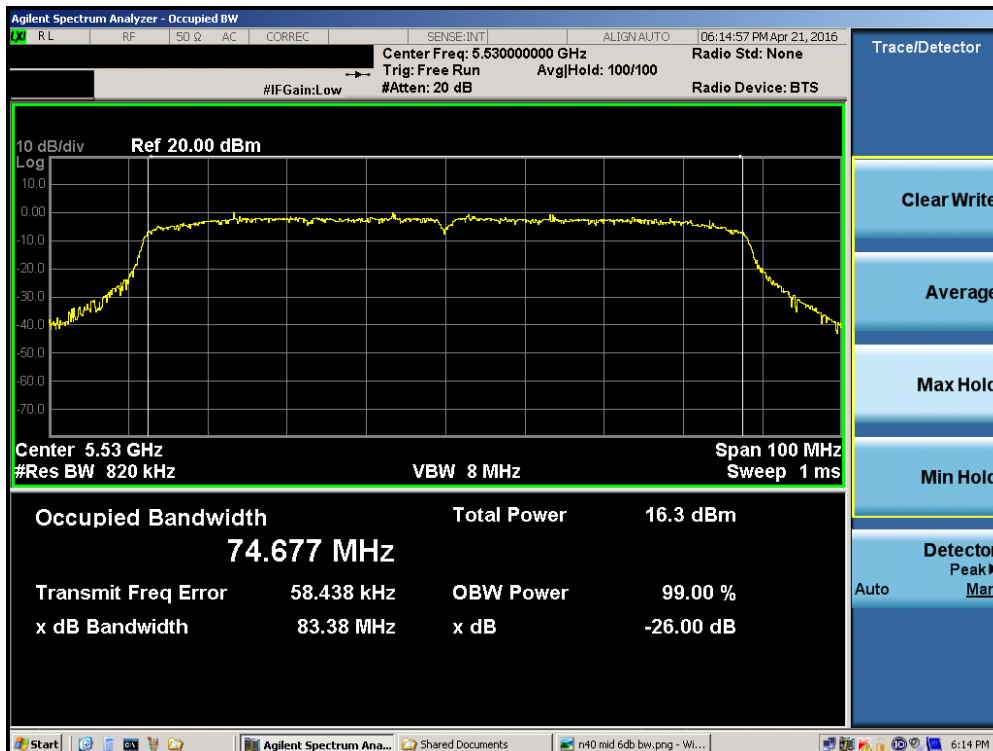


Plot 7-26. 26dB Bandwidth Plot (40MHz BW 802.11n (UNII Band 2C) - Ch. 110)

FCC ID: ZNFK557	PCTEST ENGINEERING LABORATORY, INC.	FCC Pt. 15.407 802.11a/n/ac UNII MEASUREMENT REPORT (CERTIFICATION)	LG	Reviewed by: Quality Manager
Test Report S/N: 0Y1604110747.ZNF	Test Dates: 4/12 - 5/2/2016	EUT Type: Portable Handset		Page 26 of 116



Plot 7-27. 26dB Bandwidth Plot (40MHz BW 802.11n (UNII Band 2C) – Ch. 134)



Plot 7-28. 26dB Bandwidth Plot (80MHz BW 802.11ac (UNII Band 2C) – Ch. 106)

FCC ID: ZNFK557	PCTEST ENGINEERING LABORATORY, INC.	FCC Pt. 15.407 802.11a/n/ac UNII MEASUREMENT REPORT (CERTIFICATION)	LG	Reviewed by: Quality Manager
Test Report S/N: 0Y1604110747.ZNF	Test Dates: 4/12 - 5/2/2016	EUT Type: Portable Handset		Page 27 of 116

7.3 6dB Bandwidth Measurement – 802.11a/n/ac

§15.407 (e)

Test Overview and Limit

The bandwidth at 6dB down from the highest in-band spectral density is measured with a spectrum analyzer connected to the antenna terminal while the EUT is operating at its maximum duty cycle, at its maximum power control level, as defined in KDB 789033 D02 v01, and at the appropriate frequencies. The spectrum analyzer's bandwidth measurement function is configured to measure the 6dB bandwidth.

In the 5.725 – 5.850GHz band, the 6dB bandwidth must be ≥ 500 kHz.

Test Procedure Used

KDB 789033 D02 v01 – Section C

Test Settings

1. The signal analyzers' automatic bandwidth measurement capability was used to perform the 6dB bandwidth measurement. The "X" dB bandwidth parameter was set to $X = 6$. The automatic bandwidth measurement function also has the capability of simultaneously measuring the 99% occupied bandwidth. The bandwidth measurement was not influenced by any intermediate power nulls in the fundamental emission.
2. RBW = 100 kHz
3. VBW $\geq 3 \times$ RBW
4. Detector = Peak
5. Trace mode = max hold
6. Sweep = auto couple

Test Setup

The EUT and measurement equipment were set up as shown in the diagram below.






Figure 7-2. Test Instrument & Measurement Setup

Test Notes

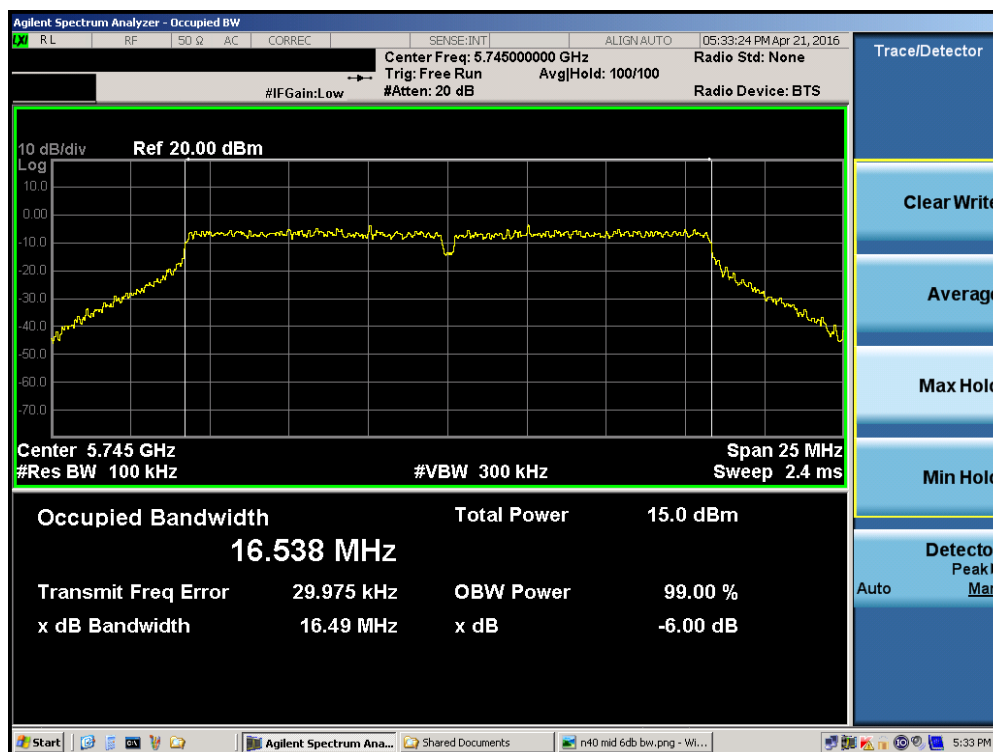
None.

FCC ID: ZNFK557		FCC Pt. 15.407 802.11a/n/ac UNII MEASUREMENT REPORT (CERTIFICATION)		Reviewed by: Quality Manager
Test Report S/N: 0Y1604110747.ZNF	Test Dates: 4/12 - 5/2/2016	EUT Type: Portable Handset		Page 28 of 116

6 dB Bandwidth Measurements

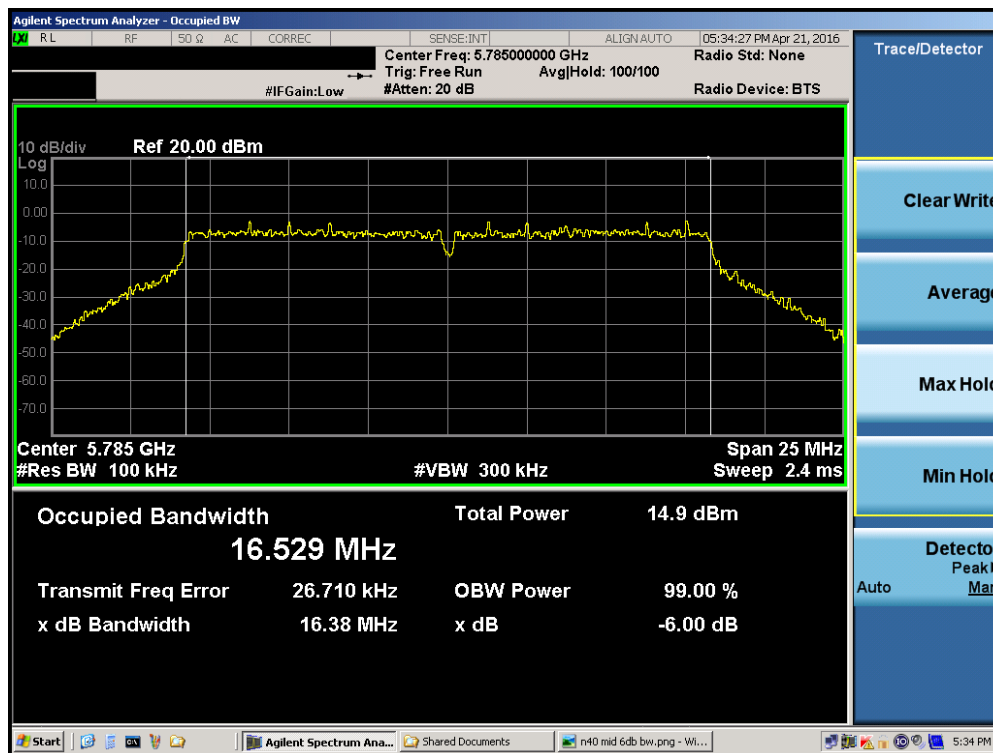
	Frequency [MHz]	Channel No.	802.11 Mode	Data Rate [Mbps]	Measured 6dB Bandwidth [MHz]
Band 3	5745	149	a	6	16.49
	5785	157	a	6	16.38
	5825	165	a	6	16.43
	5745	149	n (20MHz)	6.5/7.2 (MCS0)	17.60
	5785	157	n (20MHz)	6.5/7.2 (MCS0)	17.61
	5825	165	n (20MHz)	6.5/7.2 (MCS0)	17.59
	5755	151	n (40MHz)	13.5/15 (MCS0)	35.27
	5795	159	n (40MHz)	13.5/15 (MCS0)	35.49
	5775	155	ac (80MHz)	29.3/32.5 (MCS0)	75.15

Table 7-3. Conducted Bandwidth Measurements

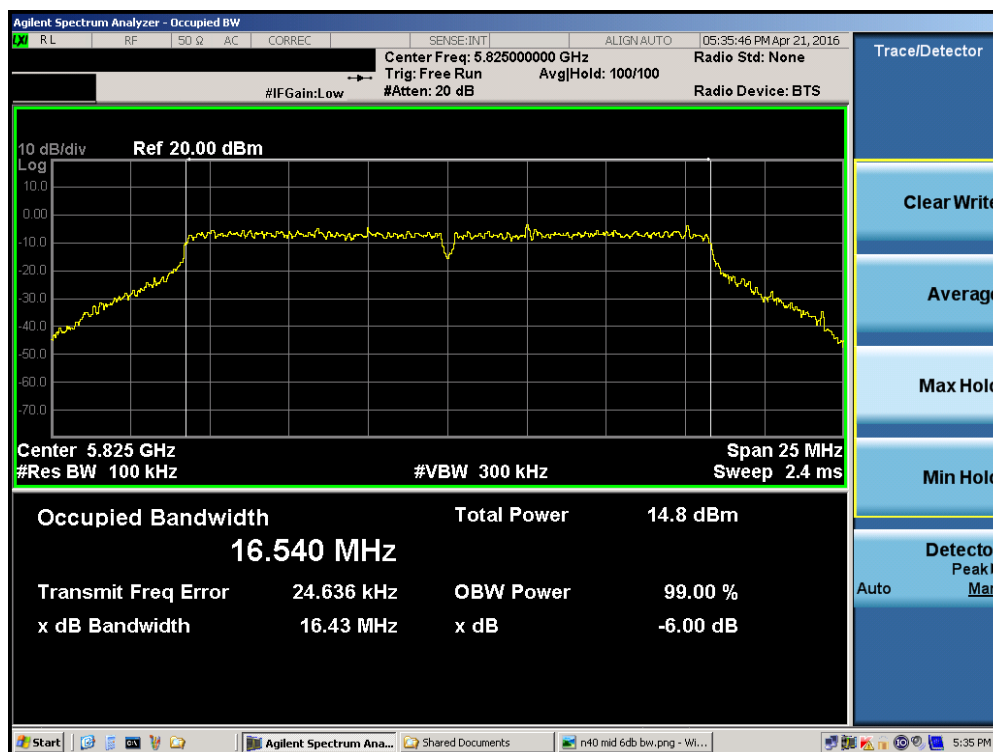


Plot 7-29. 6dB Bandwidth Plot (802.11a (UNII Band 3) – Ch. 149)

FCC ID: ZNFK557	PCTEST ENGINEERING LABORATORY, INC.	FCC Pt. 15.407 802.11a/n/ac UNII MEASUREMENT REPORT (CERTIFICATION)	LG	Reviewed by: Quality Manager
Test Report S/N: 0Y1604110747.ZNF	Test Dates: 4/12 - 5/2/2016	EUT Type: Portable Handset		Page 29 of 116

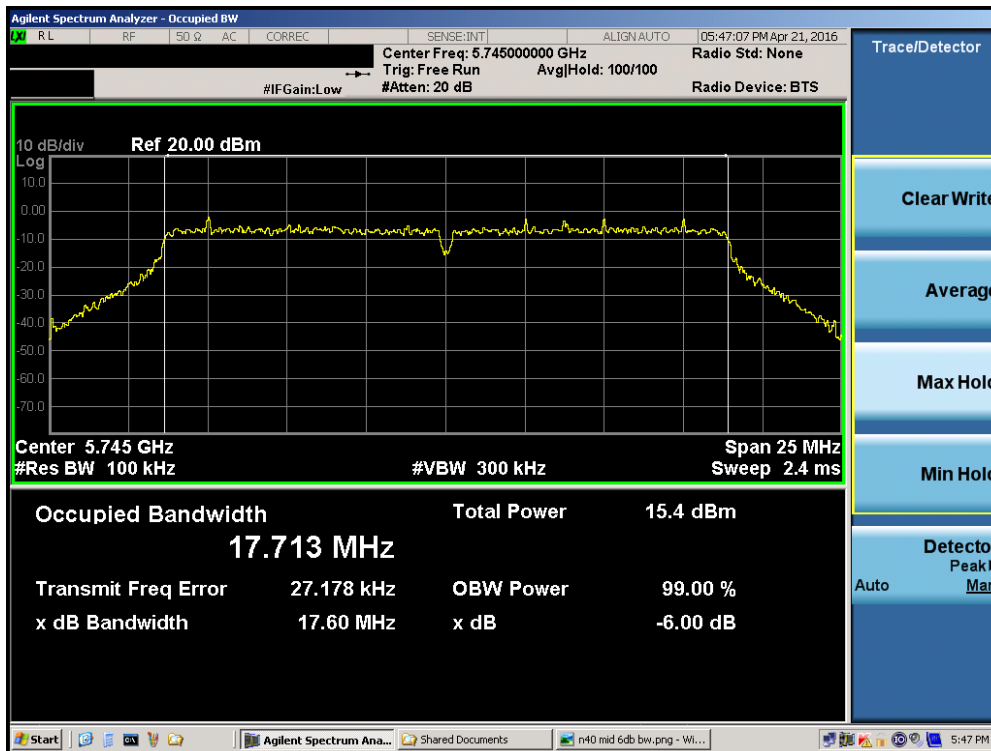


Plot 7-30. 6dB Bandwidth Plot (802.11a (UNII Band 3) – Ch. 157)

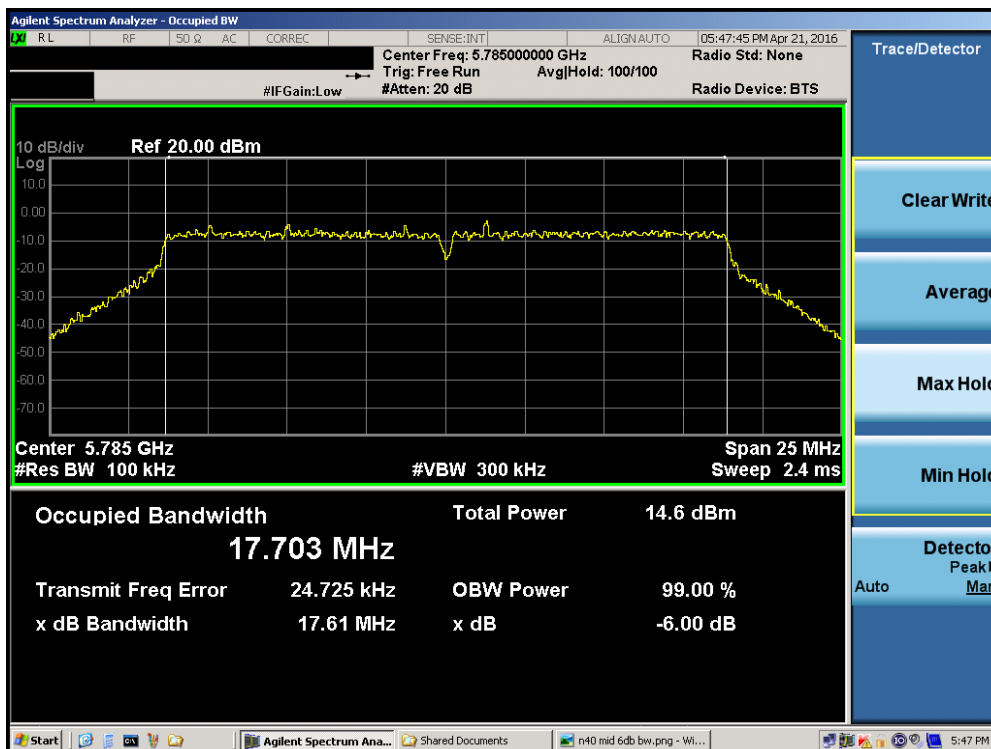


Plot 7-31. 6dB Bandwidth Plot (802.11a (UNII Band 3) – Ch. 165)

FCC ID: ZNFK557	PCTEST ENGINEERING LABORATORY, INC.	FCC Pt. 15.407 802.11a/n/ac UNII MEASUREMENT REPORT (CERTIFICATION)	LG	Reviewed by: Quality Manager
Test Report S/N: 0Y1604110747.ZNF	Test Dates: 4/12 - 5/2/2016	EUT Type: Portable Handset		Page 30 of 116

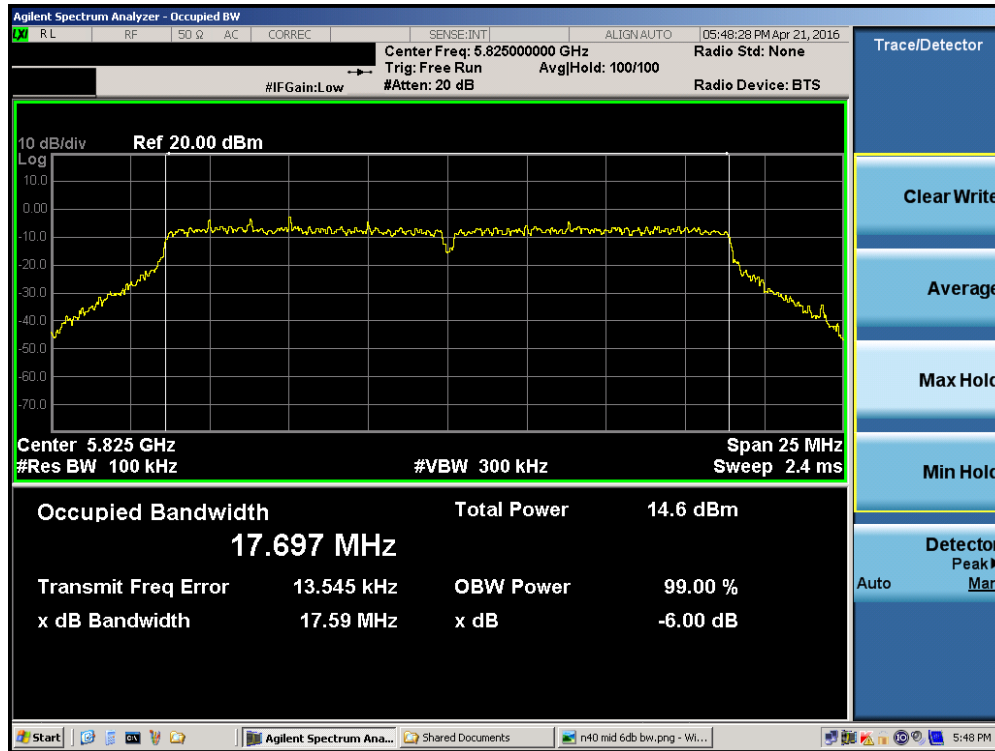


Plot 7-32. 6dB Bandwidth Plot (20MHz BW 802.11n (UNII Band 3) – Ch. 149)

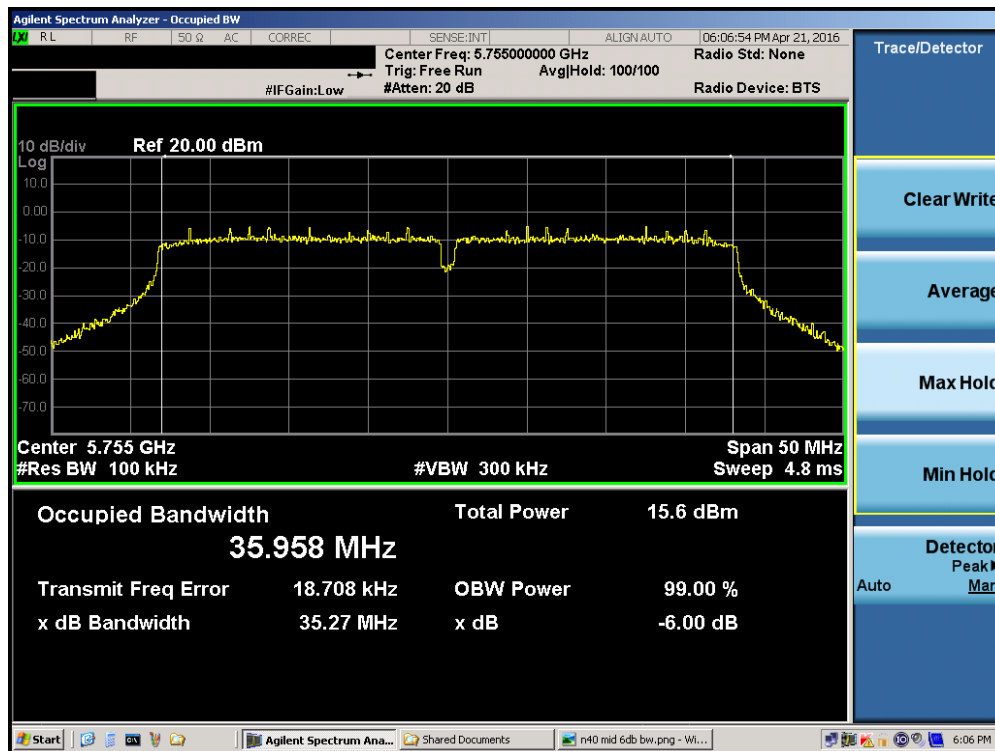


Plot 7-33. 6dB Bandwidth Plot (20MHz BW 802.11n (UNII Band 3) – Ch. 157)

FCC ID: ZNFK557	PCTEST ENGINEERING LABORATORY, INC.	FCC Pt. 15.407 802.11a/n/ac UNII MEASUREMENT REPORT (CERTIFICATION)	LG	Reviewed by: Quality Manager
Test Report S/N: 0Y1604110747.ZNF	Test Dates: 4/12 - 5/2/2016	EUT Type: Portable Handset		Page 31 of 116

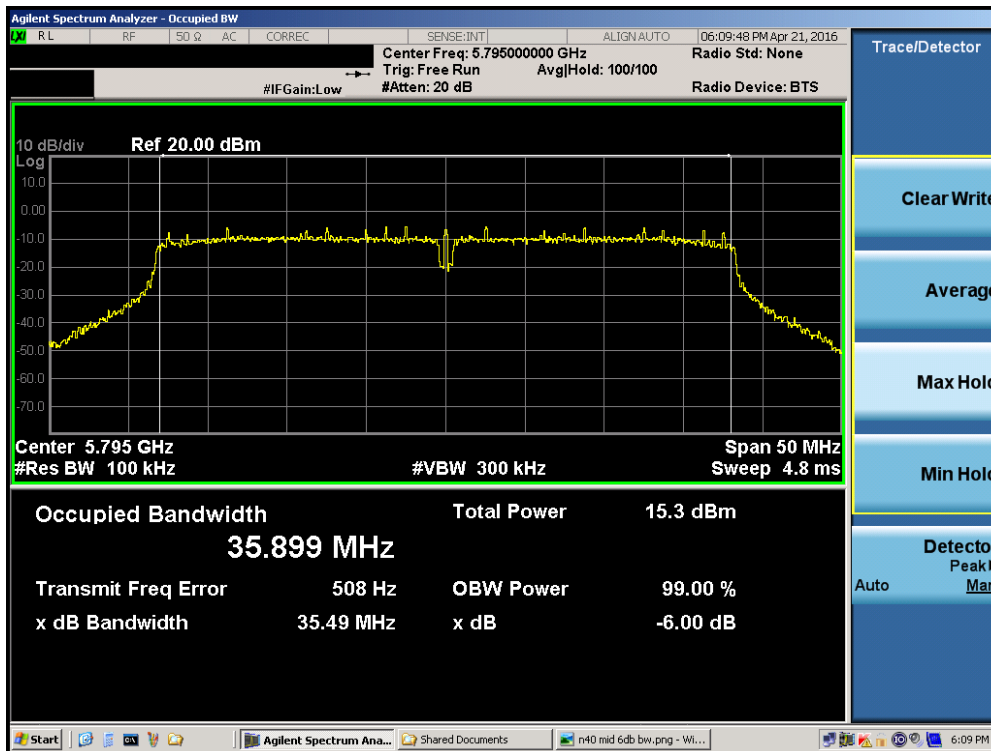


Plot 7-34. 6dB Bandwidth Plot (20MHz BW 802.11n (UNII Band 3) – Ch. 165)

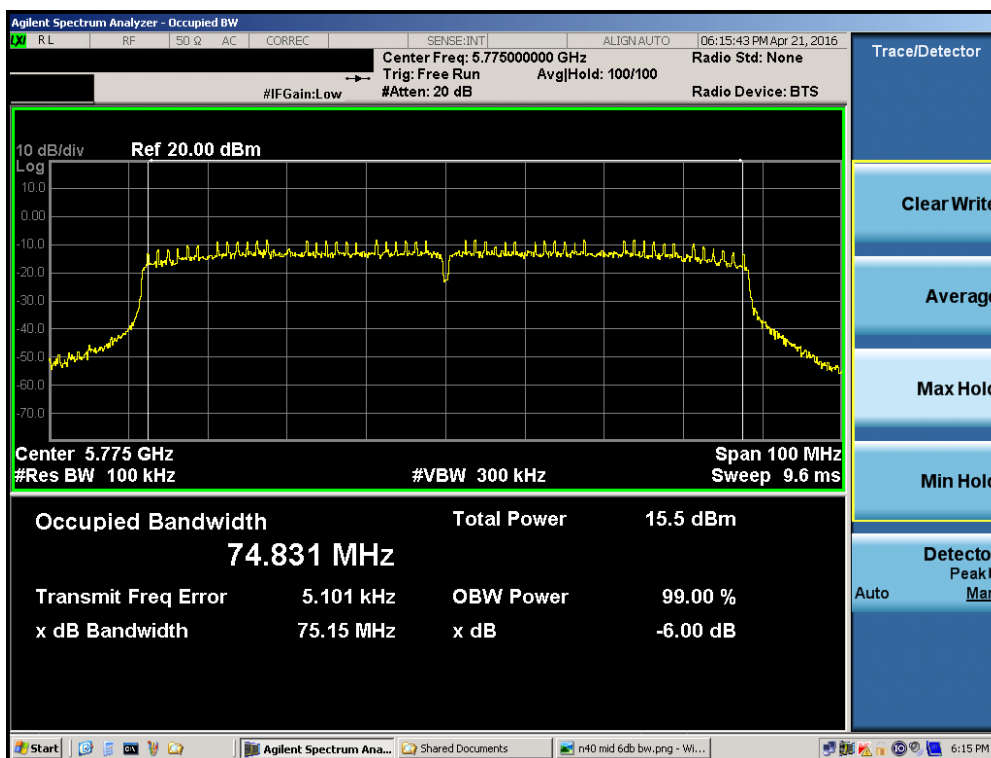


Plot 7-35. 6dB Bandwidth Plot (40MHz BW 802.11n (UNII Band 3) – Ch. 151)

FCC ID: ZNFK557	PCTEST ENGINEERING LABORATORY, INC.	FCC Pt. 15.407 802.11a/n/ac UNII MEASUREMENT REPORT (CERTIFICATION)	LG	Reviewed by: Quality Manager
Test Report S/N: 0Y1604110747.ZNF	Test Dates: 4/12 - 5/2/2016	EUT Type: Portable Handset		Page 32 of 116



Plot 7-36. 6dB Bandwidth Plot (40MHz BW 802.11n (UNII Band 3) – Ch. 159)



Plot 7-37. 6dB Bandwidth Plot (80MHz BW 802.11ac (UNII Band 3) – Ch. 155)

FCC ID: ZNFK557	PCTEST ENGINEERING LABORATORY, INC.	FCC Pt. 15.407 802.11a/n/ac UNII MEASUREMENT REPORT (CERTIFICATION)	LG	Reviewed by: Quality Manager
Test Report S/N: 0Y1604110747.ZNF	Test Dates: 4/12 - 5/2/2016	EUT Type: Portable Handset		Page 33 of 116