

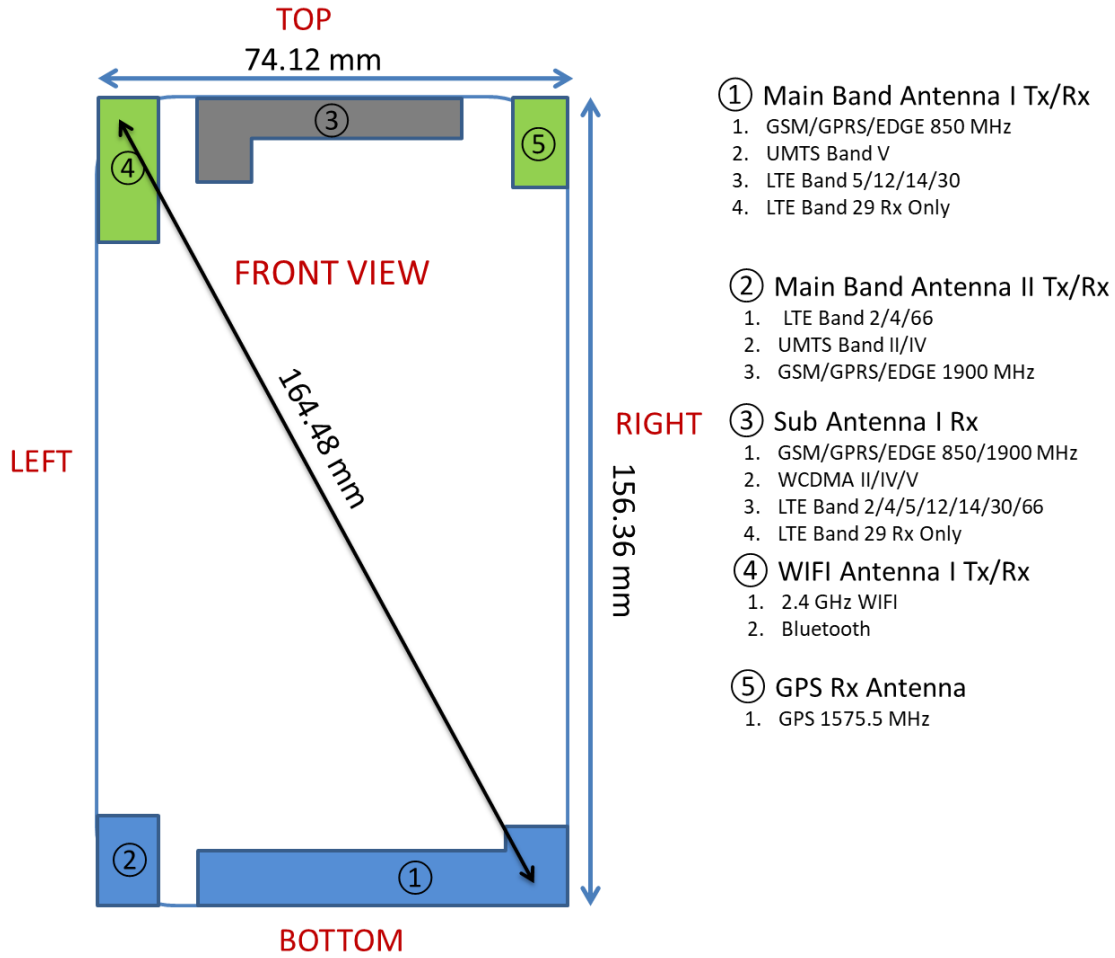


APPENDIX E: DUT ANTENNA DIAGRAM & SAR TEST SETUP PHOTOGRAPHS


| | | | | |
|---|---|------------------------------|---|--|
| FCC ID: ZNFK400AM |  PCTEST <small>Proud to be part of element</small> | SAR EVALUATION REPORT |  LG | Approved by: Quality Manager |
| Test Dates: 03/02/2020 – 03/17/2020 | DUT Type: Portable Handset | | | APPENDIX E: Page 1 of 11 |




Note: Exact antenna dimensions and separation distances are shown in the Technical Descriptions in the FCC Filing.

Figure E-1
DUT Antenna Locations



| | | | | |
|--|---------------------------------------|-----------------------|----|---------------------------------|
| FCC ID: ZNFK400AM | PCTEST Proud to be part of element | SAR EVALUATION REPORT | LG | Approved by: Quality Manager |
| Test Dates: 03/02/2020 – 03/17/2020 | DUT Type: Portable Handset | | | APPENDIX E: Page 2 of 11 |




SAR Test Setup Photo 1 – Right Cheek




SAR Test Setup Photo 2 – Right Tilt



| | | | | |
|---|---|------------------------------|---|--|
| FCC ID: ZNFK400AM |  PCTEST <small>Proud to be part of element</small> | SAR EVALUATION REPORT |  | Approved by: Quality Manager |
| Test Dates: 03/02/2020 – 03/17/2020 | DUT Type: Portable Handset | | | APPENDIX E: Page 3 of 11 |




SAR Test Setup Photo 3 – Left Cheek




SAR Test Setup Photo 4 – Left Tilt



| | | | | |
|---|---|------------------------------|---|--|
| FCC ID: ZNFK400AM |  <small>Proud to be part of element</small> | SAR EVALUATION REPORT |  | Approved by: Quality Manager |
| Test Dates: 03/02/2020 – 03/17/2020 | DUT Type: Portable Handset | | | APPENDIX E: Page 4 of 11 |



SAR Test Setup Photo 5 – Back Side at 10 mm




SAR Test Setup Photo 6 – Back Side at 2 mm



| | | | | |
|---|---|------------------------------|---|--|
| FCC ID: ZNFK400AM |  <small>Proud to be part of element</small> | SAR EVALUATION REPORT |  | Approved by: Quality Manager |
| Test Dates: 03/02/2020 – 03/17/2020 | DUT Type: Portable Handset | | | APPENDIX E: Page 5 of 11 |



SAR Test Setup Photo 7 – Back Side 0 mm




SAR Test Setup Photo 8 – Front Side at 10 mm



| | | | | |
|---|---|------------------------------|---|--|
| FCC ID: ZNFK400AM |  <small>Proud to be part of element</small> | SAR EVALUATION REPORT |  | Approved by: Quality Manager |
| Test Dates: 03/02/2020 – 03/17/2020 | DUT Type: Portable Handset | | | APPENDIX E: Page 6 of 11 |



SAR Test Setup Photo 9 – Front Side at 0 mm




SAR Test Setup Photo 10 – Top Edge at 10 mm



| | | | | |
|---|---|------------------------------|---|--|
| FCC ID: ZNFK400AM |  <small>Proud to be part of element</small> | SAR EVALUATION REPORT |  | Approved by: Quality Manager |
| Test Dates: 03/02/2020 – 03/17/2020 | DUT Type: Portable Handset | | | APPENDIX E: Page 7 of 11 |




SAR Test Setup Photo 11 – Bottom Edge at 10 mm




SAR Test Setup Photo 12 – Bottom Edge at 0 mm



| | | | | |
|---|---|------------------------------|---|--|
| FCC ID: ZNFK400AM |  <small>Proud to be part of element</small> | SAR EVALUATION REPORT |  | Approved by: Quality Manager |
| Test Dates: 03/02/2020 – 03/17/2020 | DUT Type: Portable Handset | | | APPENDIX E: Page 8 of 11 |




SAR Test Setup Photo 13 – Right Edge at 10 mm




SAR Test Setup Photo 14 – Right Edge at 0 mm



| | | | | |
|---|---|------------------------------|---|--|
| FCC ID: ZNFK400AM |  <small>Proud to be part of element</small> | SAR EVALUATION REPORT |  | Approved by: Quality Manager |
| Test Dates: 03/02/2020 – 03/17/2020 | DUT Type: Portable Handset | | | APPENDIX E: Page 9 of 11 |



SAR Test Setup Photo 15 – Left Edge at 10 mm





SAR Test Setup Photo 16 – Left Edge at 0 mm

| | | | | |
|---|---|------------------------------|---|--|
| FCC ID: ZNFK400AM |  PCTEST <small>Proud to be part of element</small> | SAR EVALUATION REPORT |  | Approved by: Quality Manager |
| Test Dates: 03/02/2020 – 03/17/2020 | DUT Type: Portable Handset | | | APPENDIX E: Page 10 of 11 |



SAR Test Setup Photo 17: Horizontal and Vertical Reference Lines

| | | | | |
|---|---|------------------------------|---|--|
| FCC ID: ZNFK400AM |  <small>Proud to be part of element</small> | SAR EVALUATION REPORT |  | Approved by: Quality Manager |
| Test Dates: 03/02/2020 – 03/17/2020 | DUT Type: Portable Handset | | | APPENDIX E: Page 11 of 11 |