



18. TEST PHOTOGRAPHS

See following Attached Pages for setup photographs.

FCC ID: ZNFD950		HAC (RF EMISSIONS) TEST REPORT		Reviewed by: Quality Manager
Filename: 0Y1309161881-R1.ZNF	Test Dates: September 25-27, 2013	EUT Type: Portable Handset		Page 61 of 63




Figure 18-1
Ear Reference Point HAC Phantom Alignment




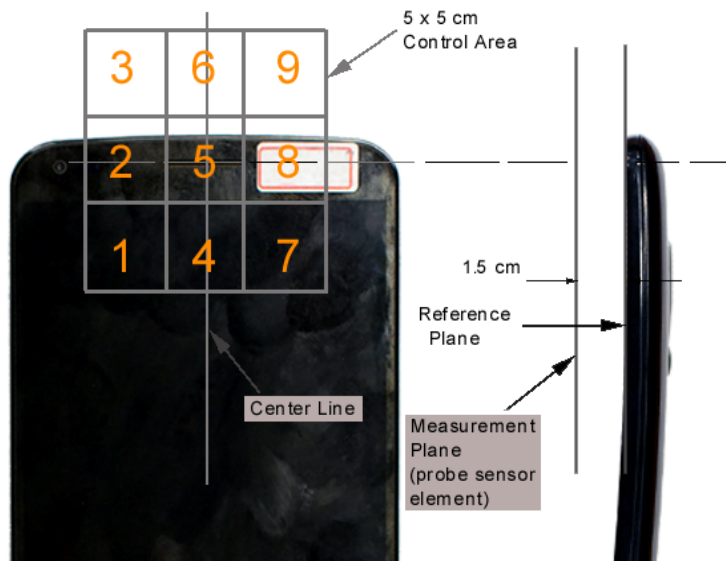


Figure 18-2
HAC Phantom Plane Alignment

FCC ID: ZNFD950		HAC (RF EMISSIONS) TEST REPORT		Reviewed by: Quality Manager
Filename: 0Y1309161881-R1.ZNF	Test Dates: September 25-27, 2013	EUT Type: Portable Handset		Page 62 of 63



**Figure 18-3 5x5 Scan grid above WD
(Acoustic Centered Scan pictured)**



**Figure 18-4 E-Field WD Scan overlay
(T-Coil Centered Scan pictured)**

FCC ID: ZNFD950	PCTEST ENGINEERING LABORATORY, INC.	HAC (RF EMISSIONS) TEST REPORT	LG	Reviewed by: Quality Manager
Filename: 0Y1309161881-R1.ZNF	Test Dates: September 25-27, 2013	EUT Type: Portable Handset		Page 63 of 63