

DIGITAL EMC CO., LTD**DUT: LG-A290; Type: Bar**

Communication System: GSM 850; Frequency: 836.6 MHz; Duty Cycle: 1:4.15
 Medium parameters used: $f = 836.6 \text{ MHz}$; $\sigma = 0.962 \text{ mho/m}$; $\epsilon_r = 55.8$; $\rho = 1000 \text{ kg/m}^3$
 Phantom section: Flat Section

DASY4 Configuration:

Probe: EX3DV4 - SN3643; ConvF(8.97, 8.97, 8.97); Calibrated: 2011-01-24; Electronics: DAE3 Sn519
 Phantom: SAM with 835MHz; Type: SAM; Serial: TP-1223
 Measurement SW: DASY4, V4.7 Build 80; Postprocessing SW: SEMCAD, V1.8 Build 186

Test Date: 2011-11-09; Ambient Temp: 21.3; Tissue Temp: 21.5

15 mm space from Body, Front, GSM850 GPRS Class 10 Ch. 190, Ant Internal

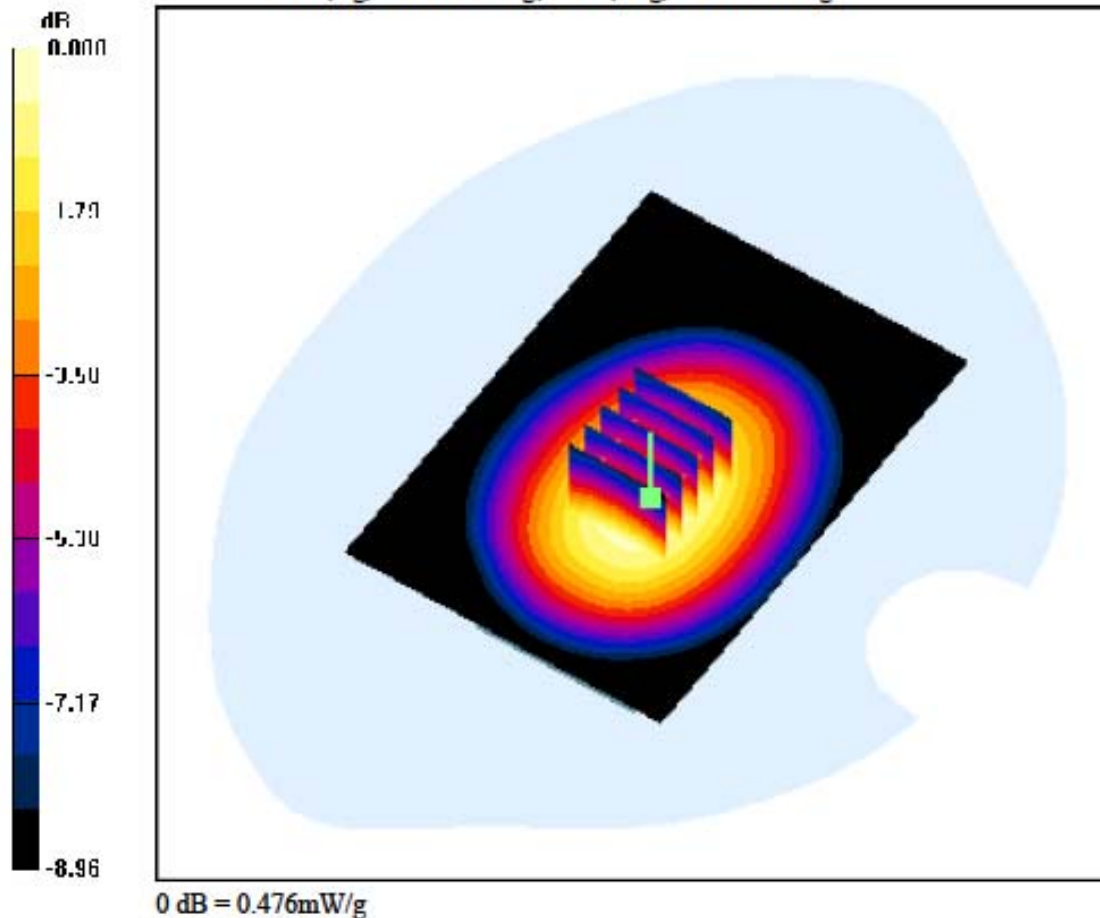
Area Scan (71x101x1): Measurement grid: $dx=15\text{mm}$, $dy=15\text{mm}$

Zoom Scan (5x5x7)/Cube 0: Measurement grid: $dx=8\text{mm}$, $dy=8\text{mm}$, $dz=5\text{mm}$

Power Drift = -0.065 dB

Peak SAR (extrapolated) = 0.546 W/kg

SAR(1 g) = 0.417 W/kg; SAR(10 g) = 0.305 W/kg



DIGITAL EMC CO., LTD**DUT: LG-A290; Type: Bar**

Communication System: GSM 850; Frequency: 836.6 MHz; Duty Cycle: 1:8.3
 Medium parameters used: $f = 836.6 \text{ MHz}$; $\sigma = 0.962 \text{ mho/m}$; $\epsilon_r = 55.8$; $\rho = 1000 \text{ kg/m}^3$
 Phantom section: Flat Section

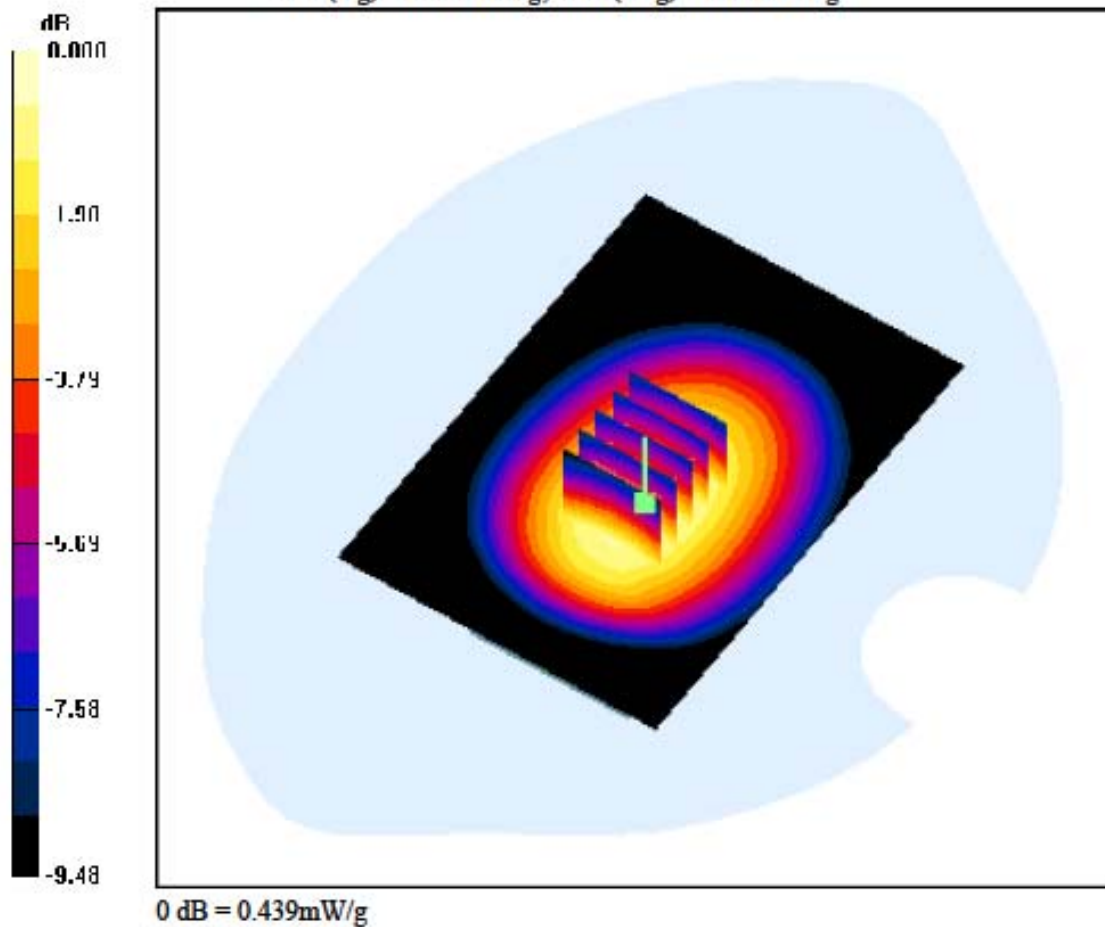
DASY4 Configuration:

Probe: EX3DV4 - SN3643; ConvF(8.97, 8.97, 8.97); Calibrated: 2011-01-24; Electronics: DAE3 Sn519
 Phantom: SAM with 835MHz; Type: SAM; Serial: TP-1223
 Measurement SW: DASY4, V4.7 Build 80; Postprocessing SW: SEMCAD, V1.8 Build 186

Test Date: 2011-11-09; Ambient Temp: 21.3; Tissue Temp: 21.5

15 mm space from Body, Rear, GSM850 Ch. 190, Ant Internal

Area Scan (71x101x1): Measurement grid: $dx=15\text{mm}$, $dy=15\text{mm}$
 Zoom Scan (5x5x7)/Cube 0: Measurement grid: $dx=8\text{mm}$, $dy=8\text{mm}$, $dz=5\text{mm}$
 Power Drift = 0.006 dB
 Peak SAR (extrapolated) = 0.505 W/kg
 SAR(1 g) = 0.382 W/kg; SAR(10 g) = 0.278 W/kg



DIGITAL EMC CO., LTD

DUT: LG-A290; Type: Bar

Communication System: GSM 850; Frequency: 836.6 MHz; Duty Cycle: 1:8.3
Medium parameters used: $f = 836.6$ MHz; $\sigma = 0.962$ mho/m; $\epsilon_r = 55.8$; $\rho = 1000$ kg/m³
Phantom section: Flat Section

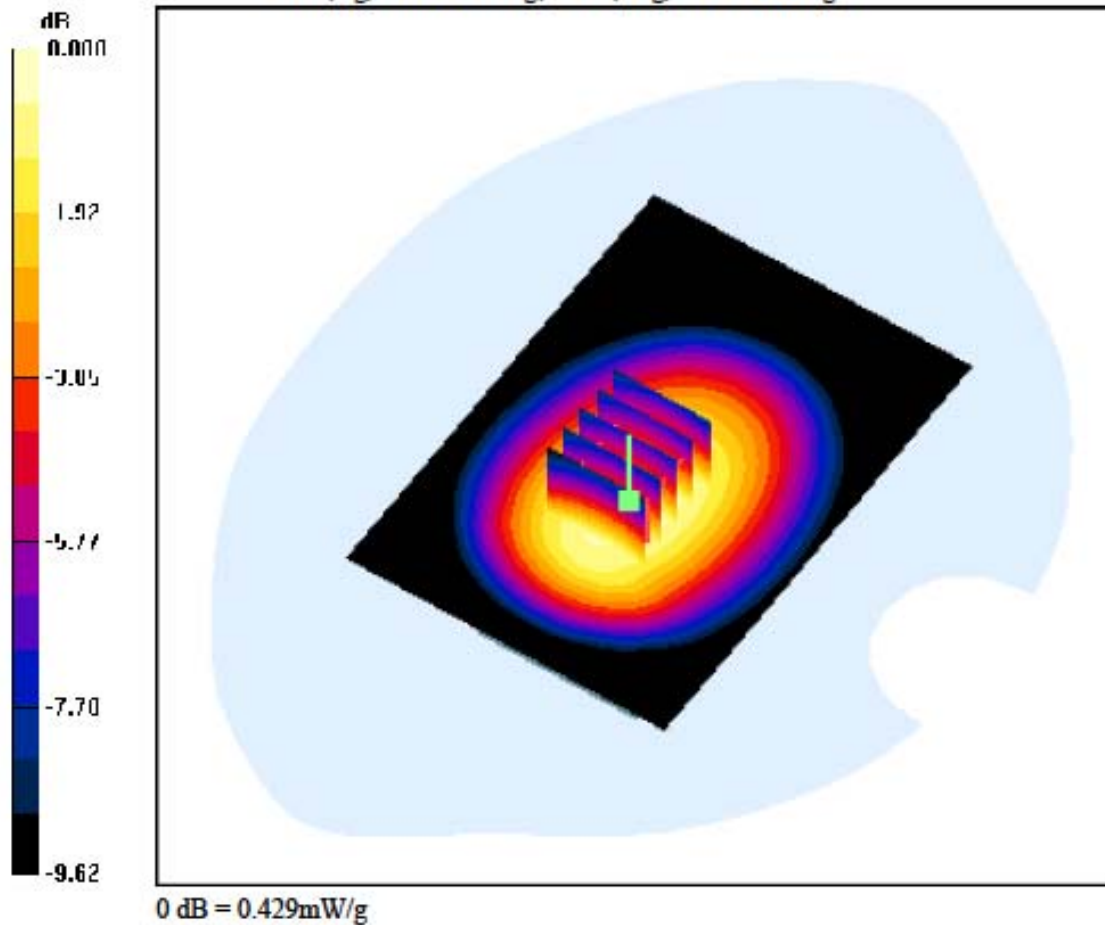
DASY4 Configuration:

Probe: EX3DV4 - SN3643; ConvF(8.97, 8.97, 8.97); Calibrated: 2011-01-24; Electronics: DAE3 Sn519
Phantom: SAM with 835MHz; Type: SAM; Serial: TP-1223
Measurement SW: DASY4, V4.7 Build 80; Postprocessing SW: SEMCAD, V1.8 Build 186

Test Date: 2011-11-09; Ambient Temp: 21.3; Tissue Temp: 21.5

15 mm space from Body, Rear, GSM850 GPRS Class 8 Ch. 190, Ant Internal

Area Scan (71x101x1): Measurement grid: dx=15mm, dy=15mm
Zoom Scan (5x5x7)/Cube 0: Measurement grid: dx=8mm, dy=8mm, dz=5mm
Power Drift = 0.024 dB
Peak SAR (extrapolated) = 0.495 W/kg
SAR(1 g) = 0.373 W/kg; SAR(10 g) = 0.271 W/kg



DIGITAL EMC CO., LTD

DUT: LG-A290; Type: Bar

Communication System: GSM 850; Frequency: 824.2 MHz; Duty Cycle: 1:4.15
Medium parameters used: $f = 824.2$ MHz; $\sigma = 0.937$ mho/m; $\epsilon_r = 55.7$; $\rho = 1000$ kg/m³
Phantom section: Flat Section

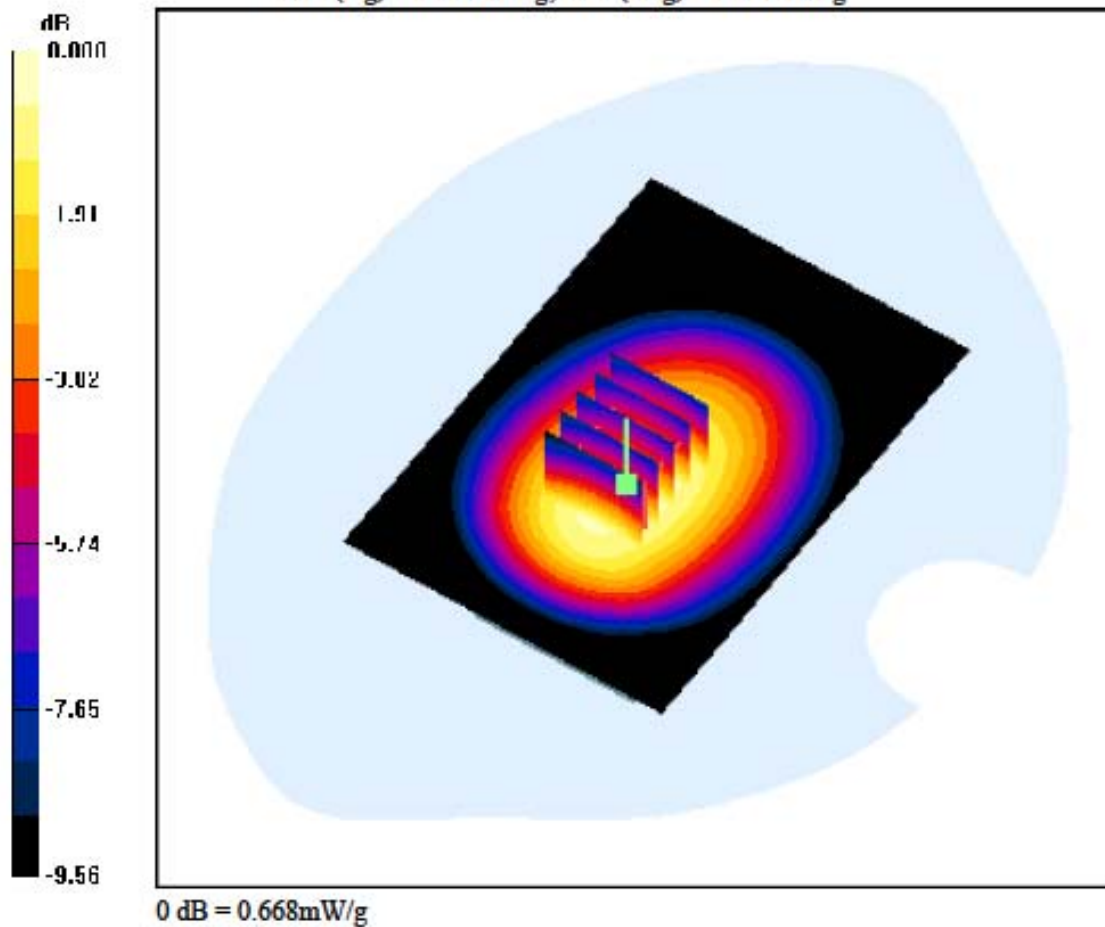
DASY4 Configuration:

Probe: EX3DV4 - SN3643; ConvF(8.97, 8.97, 8.97); Calibrated: 2011-01-24; Electronics: DAE3 Sn519
Phantom: SAM with 835MHz; Type: SAM; Serial: TP-1223
Measurement SW: DASY4, V4.7 Build 80; Postprocessing SW: SEMCAD, V1.8 Build 186

Test Date: 2011-11-09; Ambient Temp: 21.3; Tissue Temp: 21.5

15 mm space from Body, Rear, GSM850 GPRS Class 10 Ch. 128, Ant Internal

Area Scan (71x101x1): Measurement grid: dx=15mm, dy=15mm
Zoom Scan (5x5x7)/Cube 0: Measurement grid: dx=8mm, dy=8mm, dz=5mm
Power Drift = -0.058 dB
Peak SAR (extrapolated) = 0.773 W/kg
SAR(1 g) = 0.583 W/kg; SAR(10 g) = 0.427 W/kg



DIGITAL EMC CO., LTD**DUT: LG-A290; Type: Bar**

Communication System: GSM 850; Frequency: 836.6 MHz; Duty Cycle: 1:4.15
 Medium parameters used: $f = 836.6 \text{ MHz}$; $\sigma = 0.962 \text{ mho/m}$; $\epsilon_r = 55.8$; $\rho = 1000 \text{ kg/m}^3$
 Phantom section: Flat Section

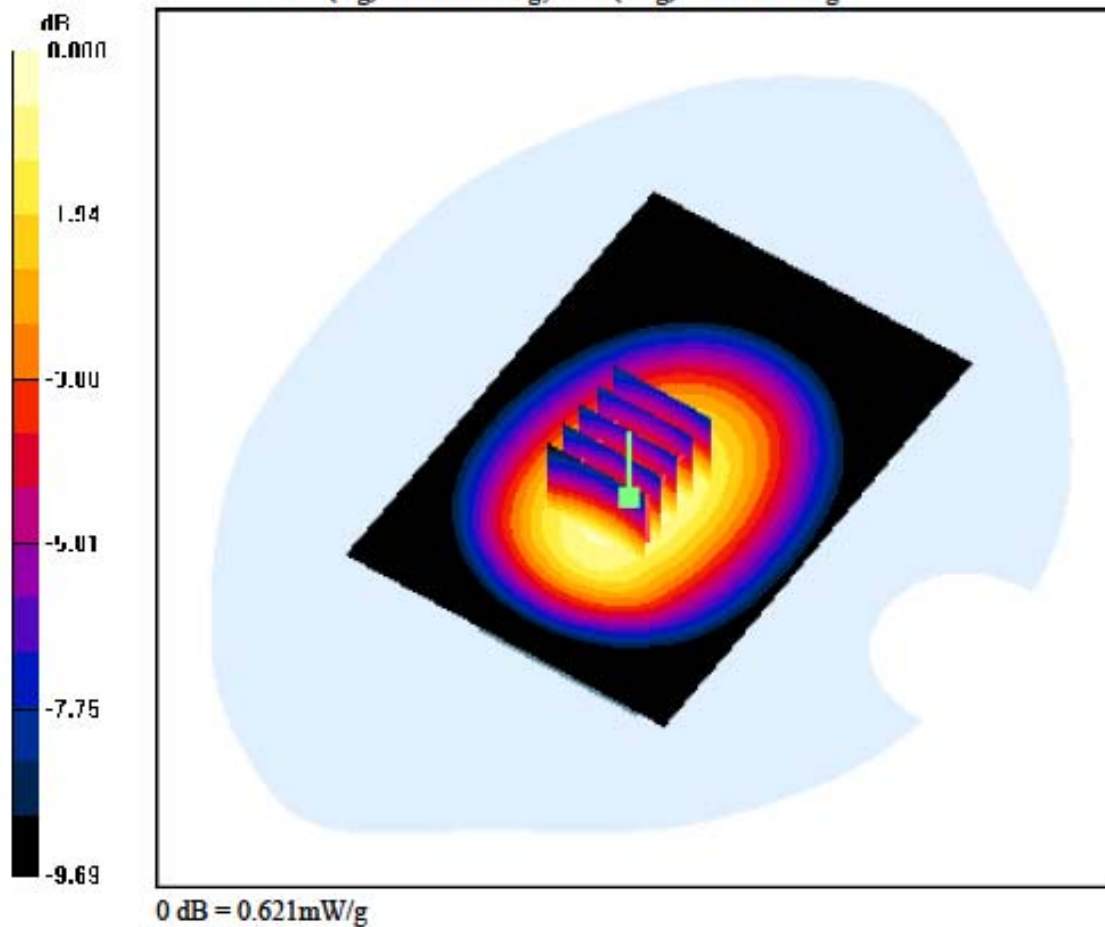
DASY4 Configuration:

Probe: EX3DV4 - SN3643; ConvF(8.97, 8.97, 8.97); Calibrated: 2011-01-24; Electronics: DAE3 Sn519
 Phantom: SAM with 835MHz; Type: SAM; Serial: TP-1223
 Measurement SW: DASY4, V4.7 Build 80; Postprocessing SW: SEMCAD, V1.8 Build 186

Test Date: 2011-11-09; Ambient Temp: 21.3; Tissue Temp: 21.5

15 mm space from Body, Rear, GSM850 GPRS Class 10 Ch. 190, Ant Internal

Area Scan (71x101x1): Measurement grid: $dx=15\text{mm}$, $dy=15\text{mm}$
Zoom Scan (5x5x7)/Cube 0: Measurement grid: $dx=8\text{mm}$, $dy=8\text{mm}$, $dz=5\text{mm}$
 Power Drift = 0.007 dB
 Peak SAR (extrapolated) = 0.714 W/kg
 SAR(1 g) = 0.538 W/kg; SAR(10 g) = 0.391 W/kg



DIGITAL EMC CO., LTD**DUT: LG-A290; Type: Bar**

Communication System: GSM 850; Frequency: 848.8 MHz; Duty Cycle: 1:4.15
 Medium parameters used: $f = 848.8 \text{ MHz}$; $\sigma = 0.986 \text{ mho/m}$; $\epsilon_r = 56$; $\rho = 1000 \text{ kg/m}^3$
 Phantom section: Flat Section

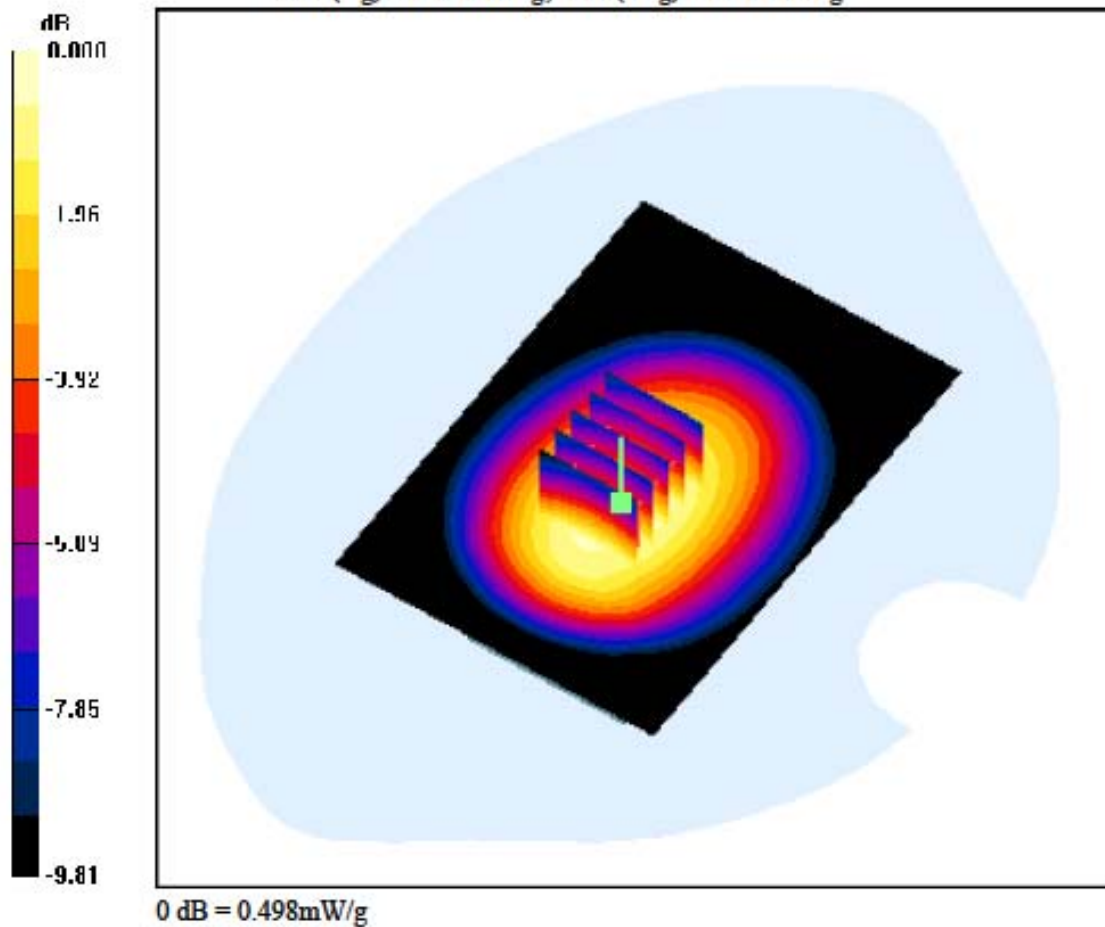
DASY4 Configuration:

Probe: EX3DV4 - SN3643; ConvF(8.97, 8.97, 8.97); Calibrated: 2011-01-24; Electronics: DAE3 Sn519
 Phantom: SAM with 835MHz; Type: SAM; Serial: TP-1223
 Measurement SW: DASY4, V4.7 Build 80; Postprocessing SW: SEMCAD, V1.8 Build 186

Test Date: 2011-11-09; Ambient Temp: 21.3; Tissue Temp: 21.5

15 mm space from Body, Rear, GSM850 GPRS Class 10 Ch. 251, Ant Internal

Area Scan (71x101x1): Measurement grid: $dx=15\text{mm}$, $dy=15\text{mm}$
Zoom Scan (5x5x7)/Cube 0: Measurement grid: $dx=8\text{mm}$, $dy=8\text{mm}$, $dz=5\text{mm}$
 Power Drift = -0.012 dB
 Peak SAR (extrapolated) = 0.574 W/kg
 SAR(1 g) = 0.433 W/kg; SAR(10 g) = 0.314 W/kg



DIGITAL EMC CO., LTD

DUT: LG-A290; Type: Bar

Communication System: GSM 850; Frequency: 836.6 MHz; Duty Cycle: 1:2.77
Medium parameters used: $f = 836.6$ MHz; $\sigma = 0.962$ mho/m; $\epsilon_r = 55.8$; $\rho = 1000$ kg/m³
Phantom section: Flat Section

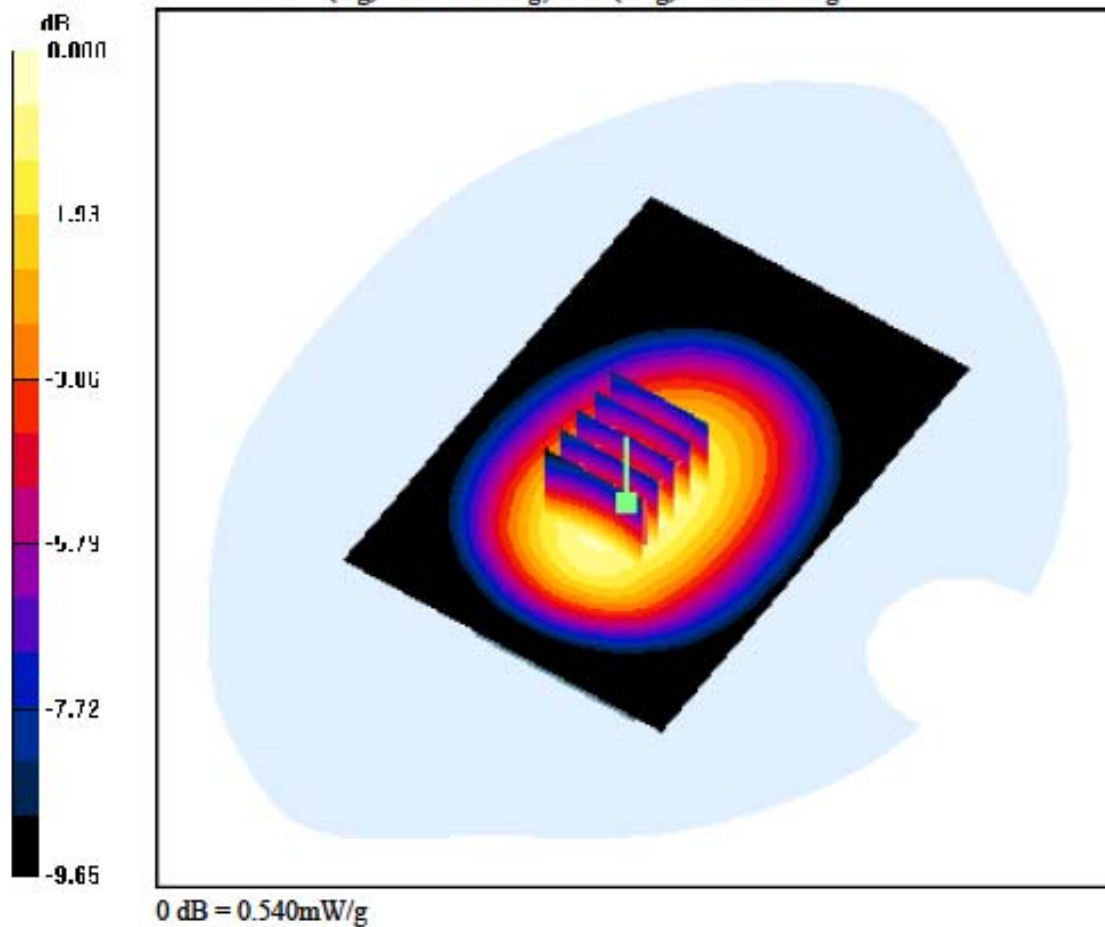
DASY4 Configuration:

Probe: EX3DV4 - SN3643; ConvF(8.97, 8.97, 8.97); Calibrated: 2011-01-24; Electronics: DAE3 Sn519
Phantom: SAM with 835MHz; Type: SAM; Serial: TP-1223
Measurement SW: DASY4, V4.7 Build 80; Postprocessing SW: SEMCAD, V1.8 Build 186

Test Date: 2011-11-09; Ambient Temp: 21.3; Tissue Temp: 21.5

15 mm space from Body, Rear, GSM850 GPRS Class 11 Ch. 190, Ant Internal

Area Scan (71x101x1): Measurement grid: dx=15mm, dy=15mm
Zoom Scan (5x5x7)/Cube 0: Measurement grid: dx=8mm, dy=8mm, dz=5mm
Power Drift = 0.022 dB
Peak SAR (extrapolated) = 0.626 W/kg
SAR(1 g) = 0.470 W/kg; SAR(10 g) = 0.341 W/kg



DIGITAL EMC CO., LTD**DUT: LG-A290; Type: Bar**

Communication System: GSM 850; Frequency: 836.6 MHz; Duty Cycle: 1:2.075
 Medium parameters used: $f = 836.6 \text{ MHz}$; $\sigma = 0.962 \text{ mho/m}$; $\epsilon_r = 55.8$; $\rho = 1000 \text{ kg/m}^3$
 Phantom section: Flat Section

DASY4 Configuration:

Probe: EX3DV4 - SN3643; ConvF(8.97, 8.97, 8.97); Calibrated: 2011-01-24; Electronics: DAE3 Sn519
 Phantom: SAM with 835MHz; Type: SAM; Serial: TP-1223
 Measurement SW: DASY4, V4.7 Build 80; Postprocessing SW: SEMCAD, V1.8 Build 186

Test Date: 2011-11-09; Ambient Temp: 21.3; Tissue Temp: 21.5

15 mm space from Body, Rear, GSM850 GPRS Class 12 Ch. 190, Ant Internal

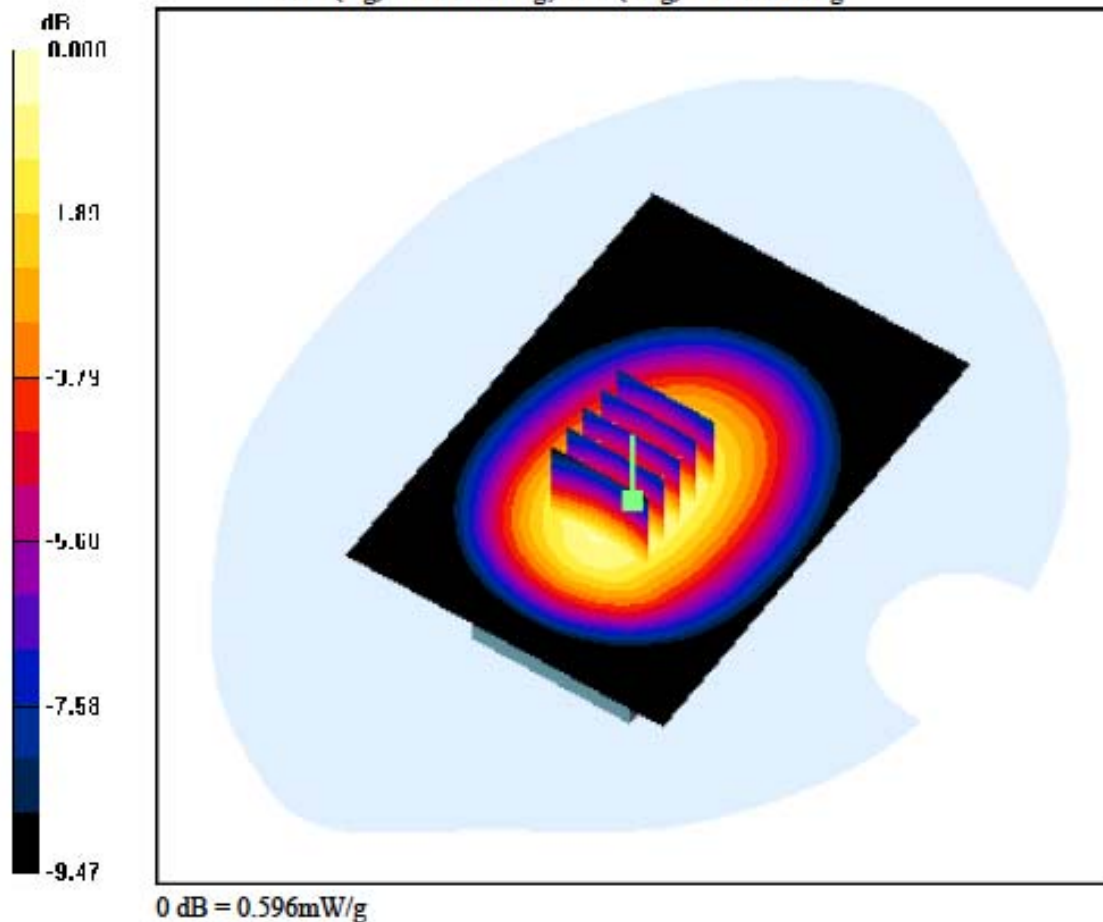
Area Scan (71x101x1): Measurement grid: $dx=15\text{mm}$, $dy=15\text{mm}$

Zoom Scan (5x5x7)/Cube 0: Measurement grid: $dx=8\text{mm}$, $dy=8\text{mm}$, $dz=5\text{mm}$

Power Drift = 0.027 dB

Peak SAR (extrapolated) = 0.694 W/kg

SAR(1 g) = 0.517 W/kg; SAR(10 g) = 0.376 W/kg



DIGITAL EMC CO., LTD**DUT: LG-A290; Type: Bar**

Communication System: GSM 850; Frequency: 824.2 MHz; Duty Cycle: 1:4.15
 Medium parameters used: $f = 824.2 \text{ MHz}$; $\sigma = 0.937 \text{ mho/m}$; $\epsilon_r = 55.7$; $\rho = 1000 \text{ kg/m}^3$
 Phantom section: Flat Section

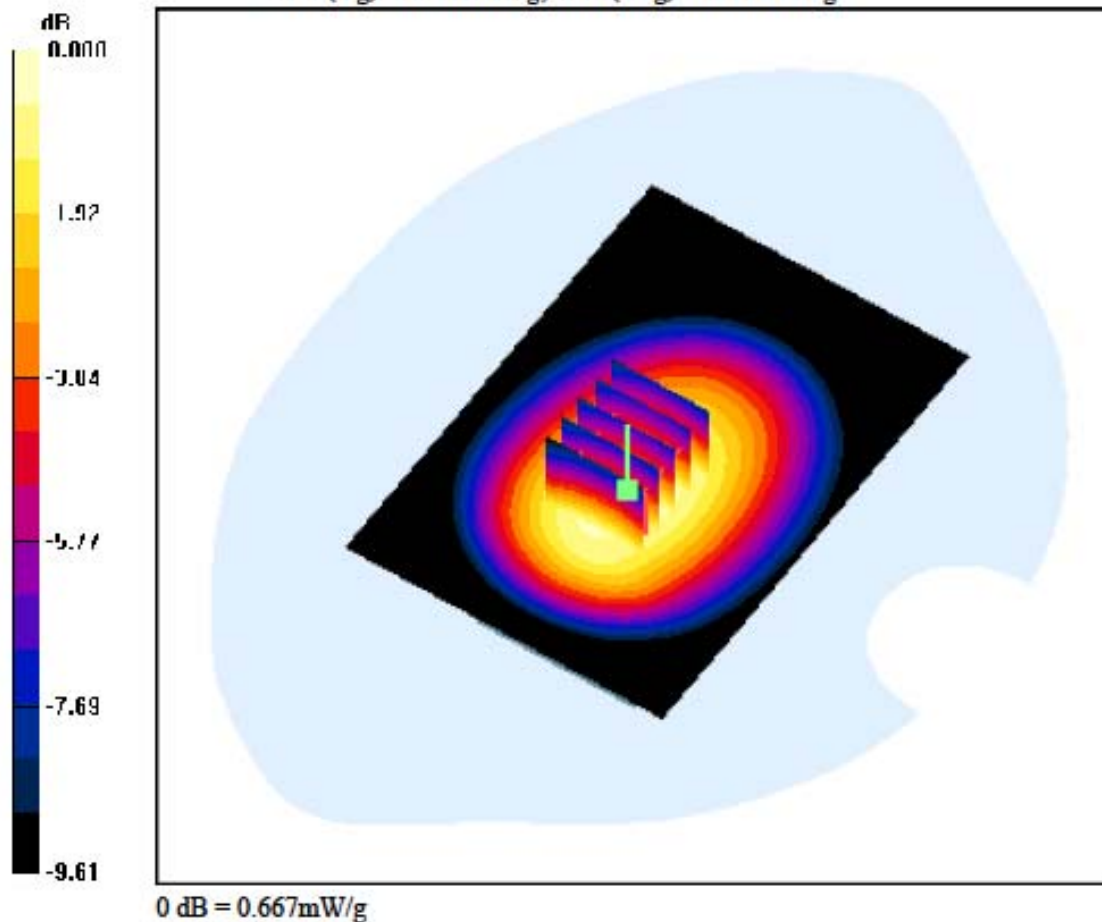
DASY4 Configuration:

Probe: EX3DV4 - SN3643; ConvF(8.97, 8.97, 8.97); Calibrated: 2011-01-24; Electronics: DAE3 Sn519
 Phantom: SAM with 835MHz; Type: SAM; Serial: TP-1223
 Measurement SW: DASY4, V4.7 Build 80; Postprocessing SW: SEMCAD, V1.8 Build 186

Test Date: 2011-11-09; Ambient Temp: 21.3; Tissue Temp: 21.5

15 mm space from Body, Rear + Sim 2, GSM850 GPRS Class 10 Ch. 128, Ant Internal

Area Scan (71x101x1): Measurement grid: $dx=15\text{mm}$, $dy=15\text{mm}$
Zoom Scan (5x5x7)/Cube 0: Measurement grid: $dx=8\text{mm}$, $dy=8\text{mm}$, $dz=5\text{mm}$
 Power Drift = 0.019 dB
 Peak SAR (extrapolated) = 0.769 W/kg
 SAR(1 g) = 0.581 W/kg; SAR(10 g) = 0.424 W/kg



DIGITAL EMC CO., LTD**DUT: LG-A290; Type: Bar**

Communication System: GSM 850; Frequency: 824.2 MHz; Duty Cycle: 1:4.15
 Medium parameters used: $f = 824.2 \text{ MHz}$; $\sigma = 0.937 \text{ mho/m}$; $\epsilon_r = 55.7$; $\rho = 1000 \text{ kg/m}^3$
 Phantom section: Flat Section

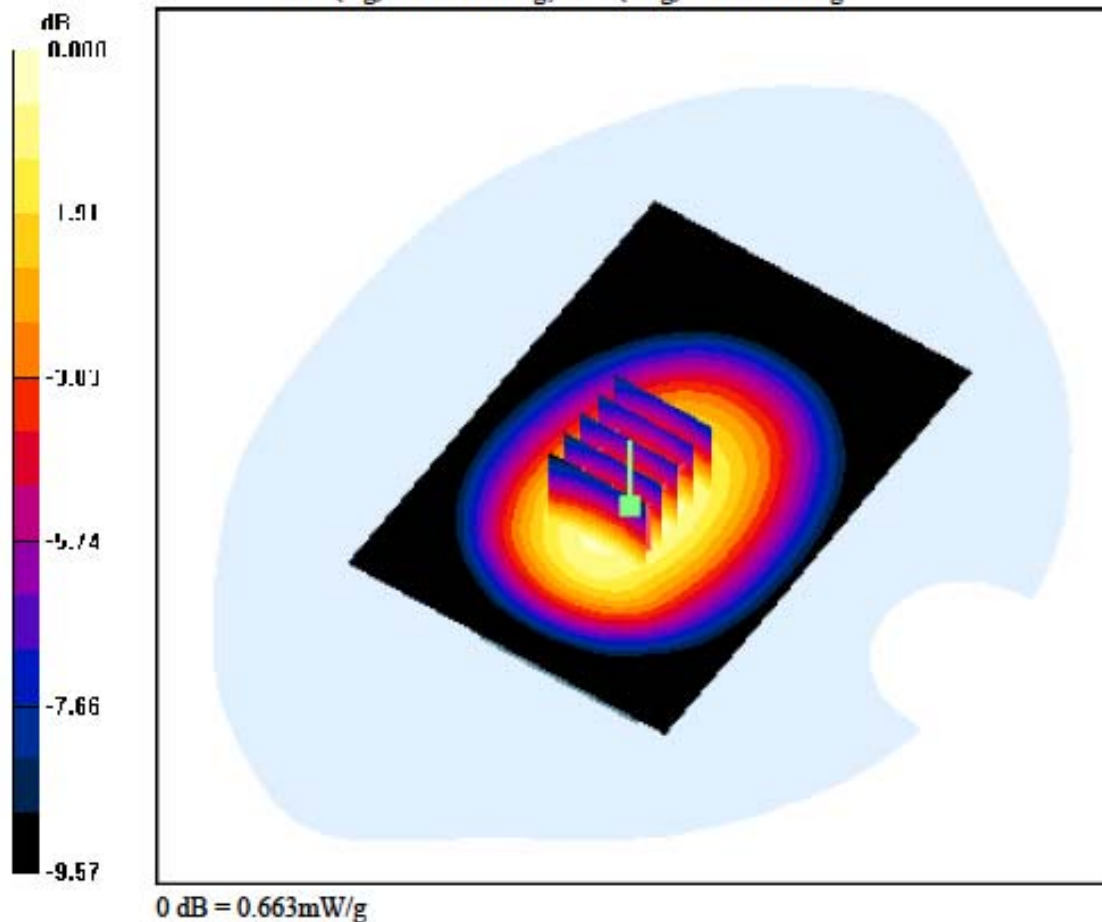
DASY4 Configuration:

Probe: EX3DV4 - SN3643; ConvF(8.97, 8.97, 8.97); Calibrated: 2011-01-24; Electronics: DAE3 Sn519
 Phantom: SAM with 835MHz; Type: SAM; Serial: TP-1223
 Measurement SW: DASY4, V4.7 Build 80; Postprocessing SW: SEMCAD, V1.8 Build 186

Test Date: 2011-11-09; Ambient Temp: 21.3; Tissue Temp: 21.5

15 mm space from Body, Rear + Sim 3, GSM850 GPRS Class 10 Ch. 128, Ant Internal

Area Scan (71x101x1): Measurement grid: $dx=15\text{mm}$, $dy=15\text{mm}$
Zoom Scan (5x5x7)/Cube 0: Measurement grid: $dx=8\text{mm}$, $dy=8\text{mm}$, $dz=5\text{mm}$
 Power Drift = 0.024 dB
 Peak SAR (extrapolated) = 0.763 W/kg
 SAR(1 g) = 0.578 W/kg; SAR(10 g) = 0.423 W/kg



DIGITAL EMC CO., LTD**DUT: LG-A290; Type: Bar**

Communication System: PCS1900; Frequency: 1880 MHz; Duty Cycle: 1:2.075
 Medium parameters used: $f = 1880$ MHz; $\sigma = 1.5$ mho/m; $\epsilon_r = 52.5$; $\rho = 1000$ kg/m³
 Phantom section: Flat Section

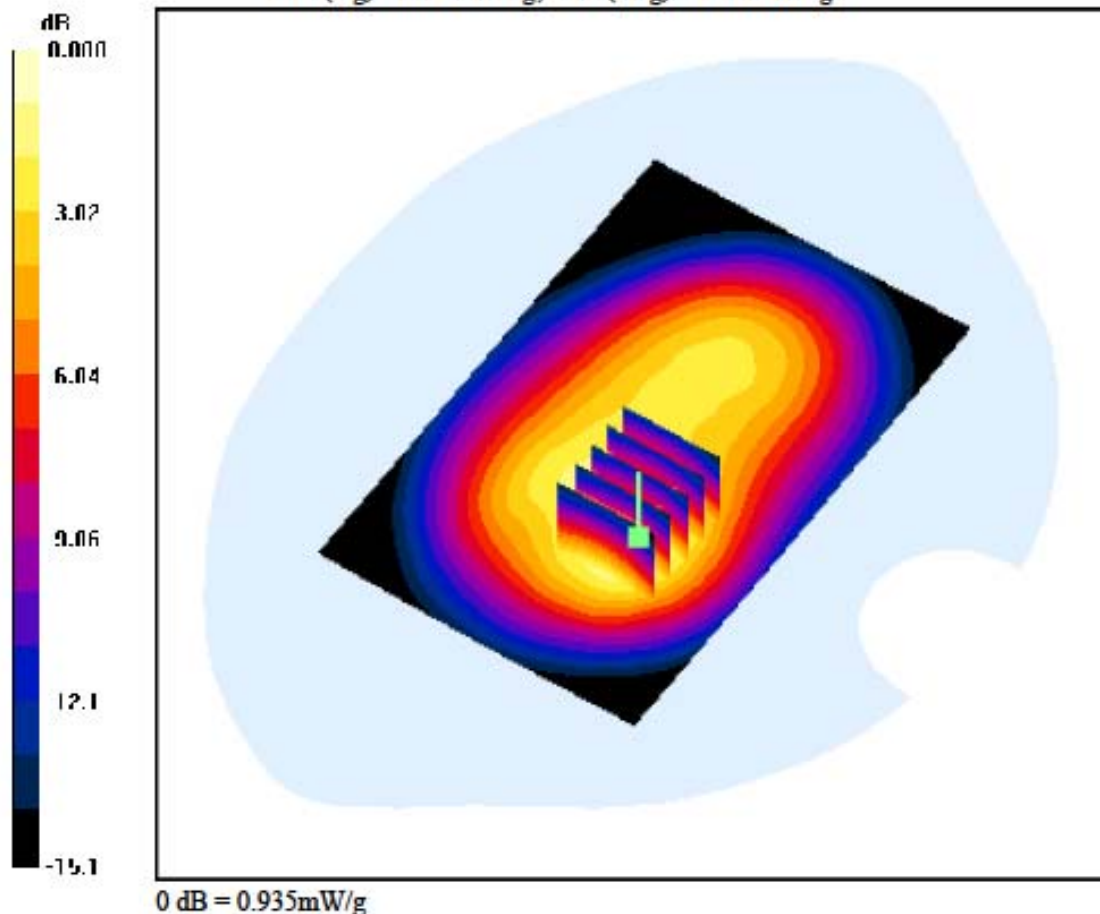
DASY4 Configuration:

Probe: EX3DV4 - SN3643; ConvF(7.19, 7.19, 7.19); Calibrated: 2011-01-24; Electronics: DAE3 Sn519
 Phantom: SAM 1800/1900 MHz; Type: SAM; Serial: TP-1224
 Measurement SW: DASY4, V4.7 Build 80; Postprocessing SW: SEMCAD, V1.8 Build 186

Test Date: 2011-11-10; Ambient Temp: 21.9; Tissue Temp: 22.3

15 mm space from Body, Front, PCS1900 GPRS Class 12 Ch. 661, Ant Internal

Area Scan (71x111x1): Measurement grid: dx=15mm, dy=15mm
Zoom Scan (5x5x7)/Cube 0: Measurement grid: dx=8mm, dy=8mm, dz=5mm
 Power Drift = -0.028 dB
 Peak SAR (extrapolated) = 1.22 W/kg
 SAR(1 g) = 0.757 W/kg; SAR(10 g) = 0.460 W/kg



DIGITAL EMC CO., LTD**DUT: LG-A290; Type: Bar**

Communication System: PCS1900; Frequency: 1880 MHz; Duty Cycle: 1:8.3
 Medium parameters used: $f = 1880$ MHz; $\sigma = 1.5$ mho/m; $\epsilon_r = 52.5$; $\rho = 1000$ kg/m³
 Phantom section: Flat Section

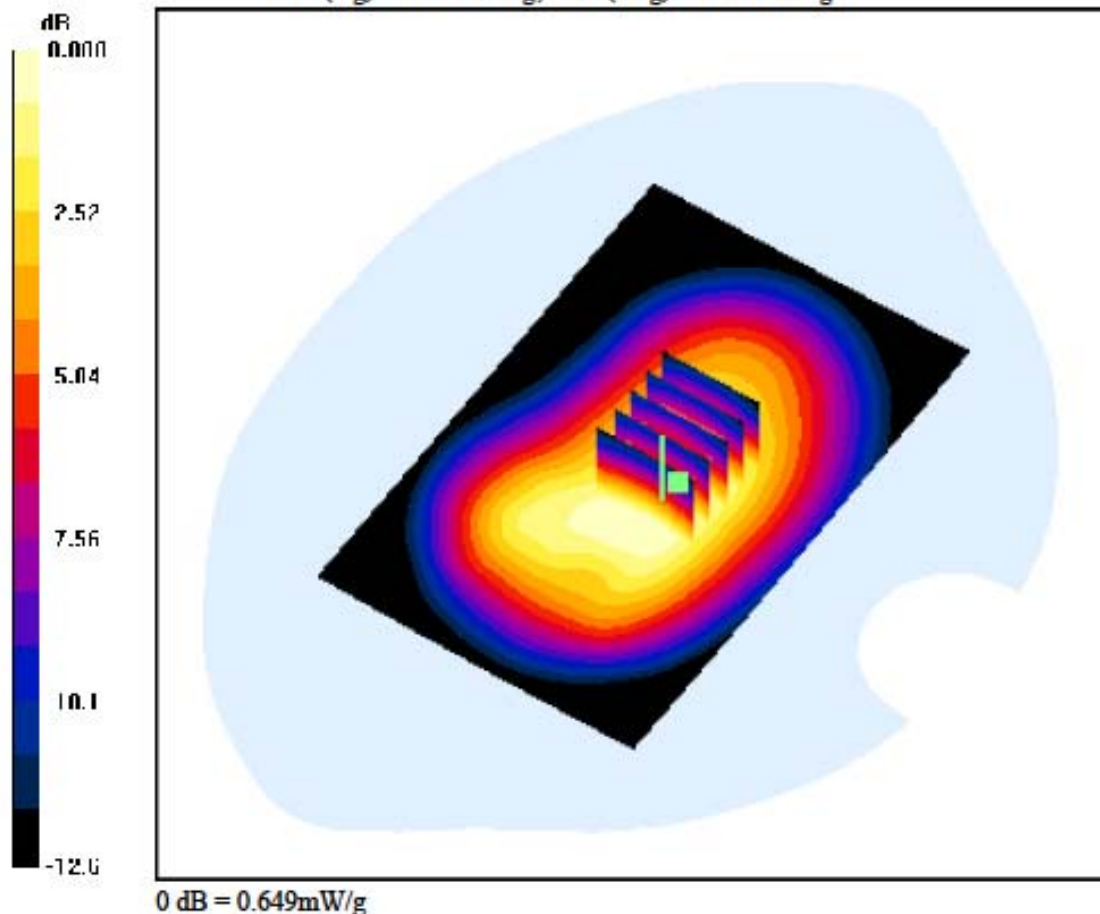
DASY4 Configuration:

Probe: EX3DV4 - SN3643; ConvF(7.19, 7.19, 7.19); Calibrated: 2011-01-24; Electronics: DAE3 Sn519
 Phantom: SAM 1800/1900 MHz; Type: SAM; Serial: TP-1224
 Measurement SW: DASY4, V4.7 Build 80; Postprocessing SW: SEMCAD, V1.8 Build 186

Test Date: 2011-11-10; Ambient Temp: 21.9; Tissue Temp: 22.3

15 mm space from Body, Rear, PCS1900 Ch. 661, Ant Internal

Area Scan (71x111x1): Measurement grid: dx=15mm, dy=15mm
Zoom Scan (5x5x7)/Cube 0: Measurement grid: dx=8mm, dy=8mm, dz=5mm
 Power Drift = 0.060 dB
 Peak SAR (extrapolated) = 0.785 W/kg
 SAR(1 g) = 0.543 W/kg; SAR(10 g) = 0.361 W/kg



DIGITAL EMC CO., LTD**DUT: LG-A290; Type: Bar**

Communication System: PCS1900; Frequency: 1880 MHz; Duty Cycle: 1:8.3
Medium parameters used: $f = 1880$ MHz; $\sigma = 1.5$ mho/m; $\epsilon_r = 52.5$; $\rho = 1000$ kg/m³
Phantom section: Flat Section

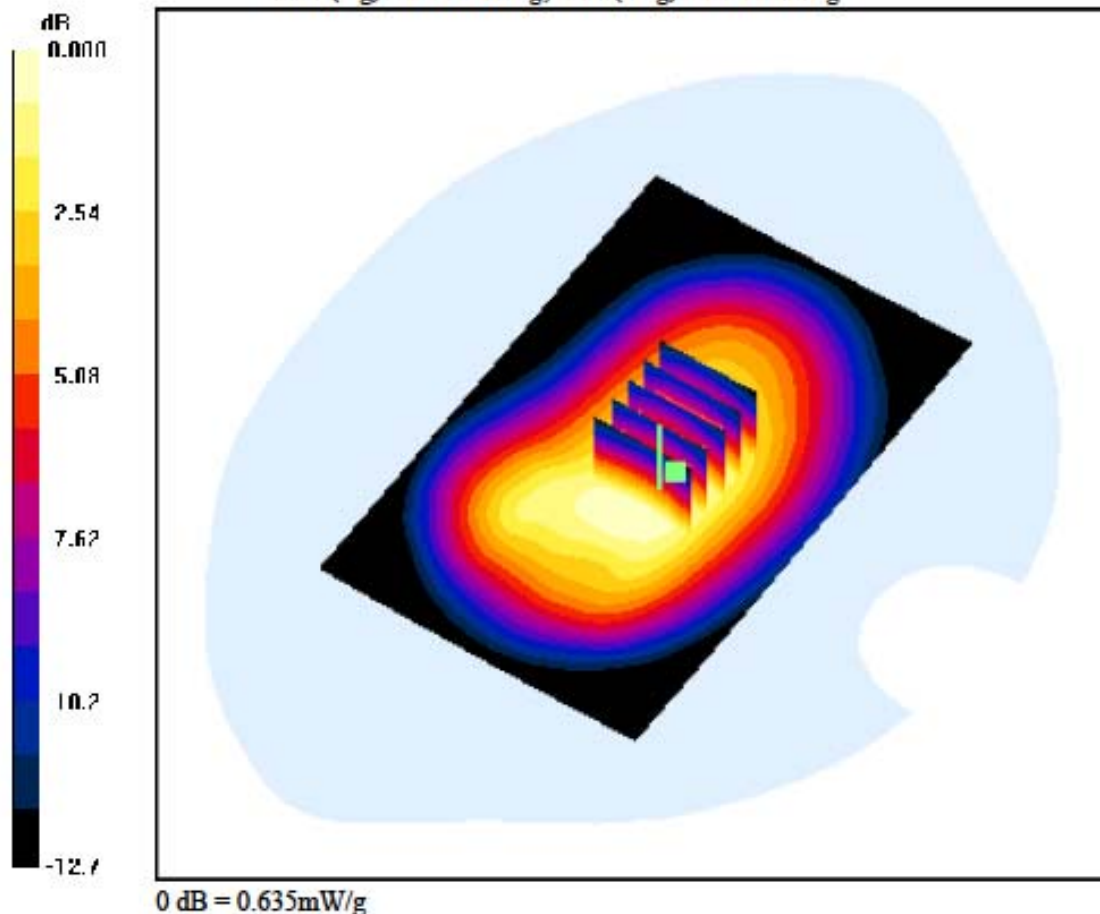
DASY4 Configuration:

Probe: EX3DV4 - SN3643; ConvF(7.19, 7.19, 7.19); Calibrated: 2011-01-24; Electronics: DAE3 Sn519
Phantom: SAM 1800/1900 MHz; Type: SAM; Serial: TP-1224
Measurement SW: DASY4, V4.7 Build 80; Postprocessing SW: SEMCAD, V1.8 Build 186

Test Date: 2011-11-10; Ambient Temp: 21.9; Tissue Temp: 22.3

15 mm space from Body, Rear, PCS1900 GPRS Class 8 Ch. 661, Ant Internal

Area Scan (71x111x1): Measurement grid: dx=15mm, dy=15mm
Zoom Scan (5x5x7)/Cube 0: Measurement grid: dx=8mm, dy=8mm, dz=5mm
Power Drift = -0.012 dB
Peak SAR (extrapolated) = 0.769 W/kg
SAR(1 g) = 0.530 W/kg; SAR(10 g) = 0.352 W/kg



DIGITAL EMC CO., LTD**DUT: LG-A290; Type: Bar**

Communication System: PCS1900; Frequency: 1850.2 MHz; Duty Cycle: 1:4.15
 Medium parameters used: $f = 1850.2$ MHz; $\sigma = 1.46$ mho/m; $\epsilon_r = 52.3$; $\rho = 1000$ kg/m³
 Phantom section: Flat Section

DASY4 Configuration:

Probe: EX3DV4 - SN3643; ConvF(7.19, 7.19, 7.19); Calibrated: 2011-01-24; Electronics: DAE3 Sn519
 Phantom: SAM 1800/1900 MHz; Type: SAM; Serial: TP-1224
 Measurement SW: DASY4, V4.7 Build 80; Postprocessing SW: SEMCAD, V1.8 Build 186

Test Date: 2011-11-10; Ambient Temp: 21.9; Tissue Temp: 22.3

15 mm space from Body, Rear, PCS1900 GPRS Class 10 Ch. 512, Ant Internal

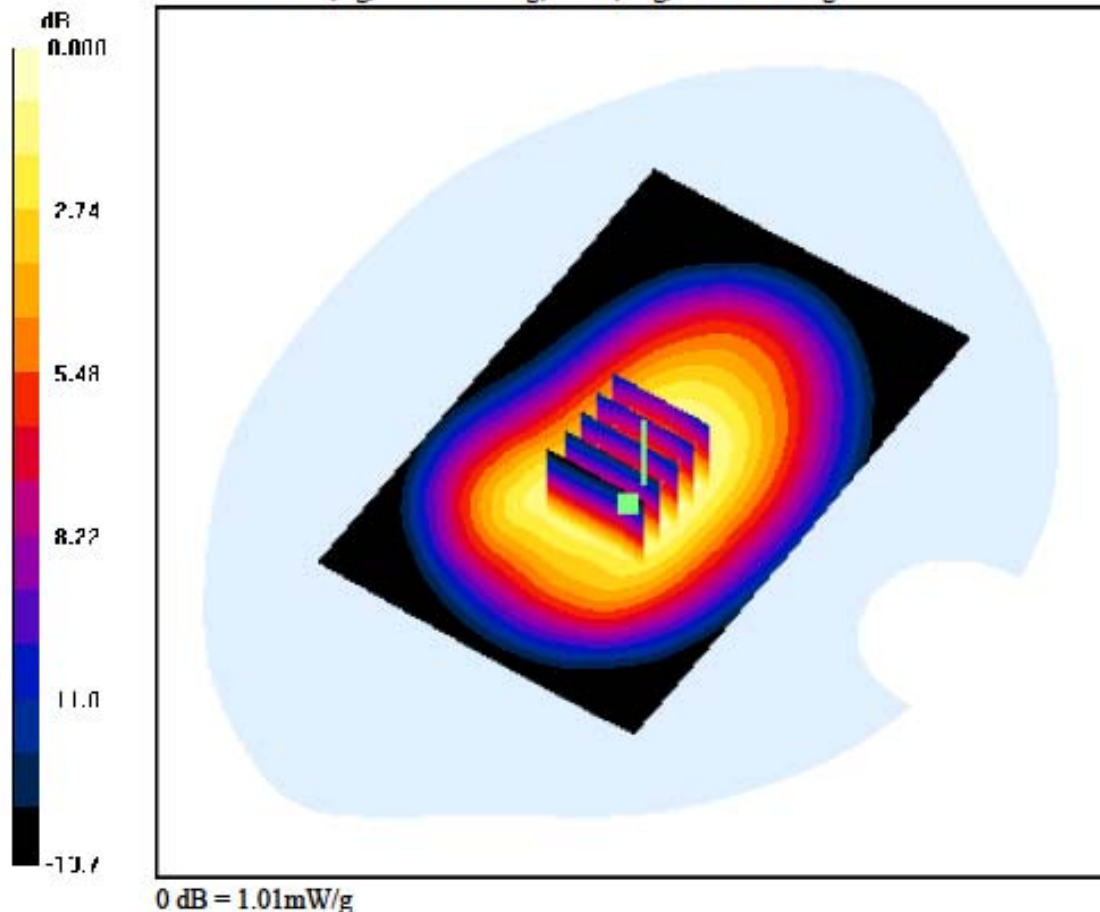
Area Scan (71x111x1): Measurement grid: dx=15mm, dy=15mm

Zoom Scan (5x5x7)/Cube 0: Measurement grid: dx=8mm, dy=8mm, dz=5mm

Power Drift = -0.095 dB

Peak SAR (extrapolated) = 1.23 W/kg

SAR(1 g) = 0.849 W/kg; SAR(10 g) = 0.562 W/kg



DIGITAL EMC CO., LTD**DUT: LG-A290; Type: Bar**

Communication System: PCS1900; Frequency: 1880 MHz; Duty Cycle: 1:4.15
Medium parameters used: $f = 1880$ MHz; $\sigma = 1.5$ mho/m; $\epsilon_r = 52.5$; $\rho = 1000$ kg/m³
Phantom section: Flat Section

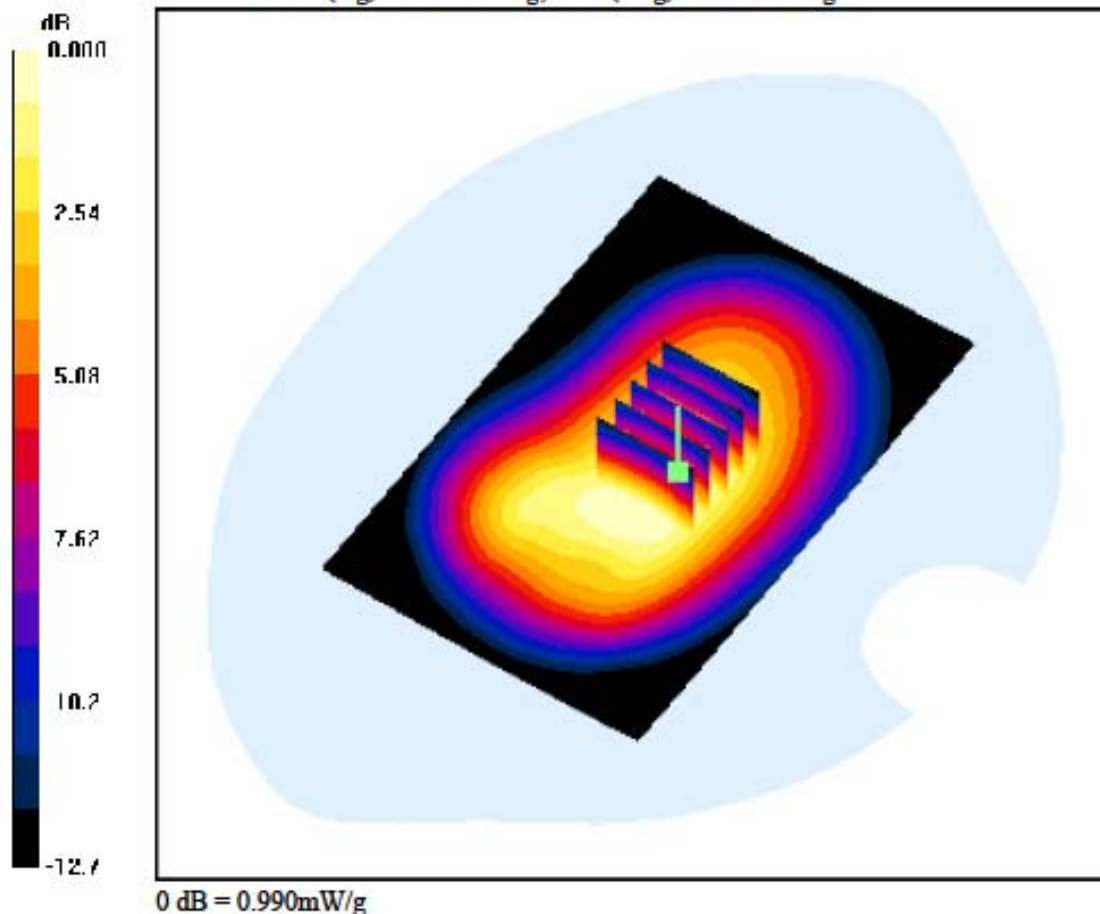
DASY4 Configuration:

Probe: EX3DV4 - SN3643; ConvF(7.19, 7.19, 7.19); Calibrated: 2011-01-24; Electronics: DAE3 Sn519
Phantom: SAM 1800/1900 MHz; Type: SAM; Serial: TP-1224
Measurement SW: DASY4, V4.7 Build 80; Postprocessing SW: SEMCAD, V1.8 Build 186

Test Date: 2011-11-10; Ambient Temp: 21.9; Tissue Temp: 22.3

15 mm space from Body, Rear, PCS1900 GPRS Class 10 Ch. 661, Ant Internal

Area Scan (71x111x1): Measurement grid: dx=15mm, dy=15mm
Zoom Scan (5x5x7)/Cube 0: Measurement grid: dx=8mm, dy=8mm, dz=5mm
Power Drift = -0.013 dB
Peak SAR (extrapolated) = 1.20 W/kg
SAR(1 g) = 0.828 W/kg; SAR(10 g) = 0.550 W/kg



DIGITAL EMC CO., LTD**DUT: LG-A290; Type: Bar**

Communication System: PCS1900; Frequency: 1909.8 MHz; Duty Cycle: 1:4.15
 Medium parameters used: $f = 1909.8 \text{ MHz}$; $\sigma = 1.55 \text{ mho/m}$; $\epsilon_r = 52.8$; $\rho = 1000 \text{ kg/m}^3$
 Phantom section: Flat Section

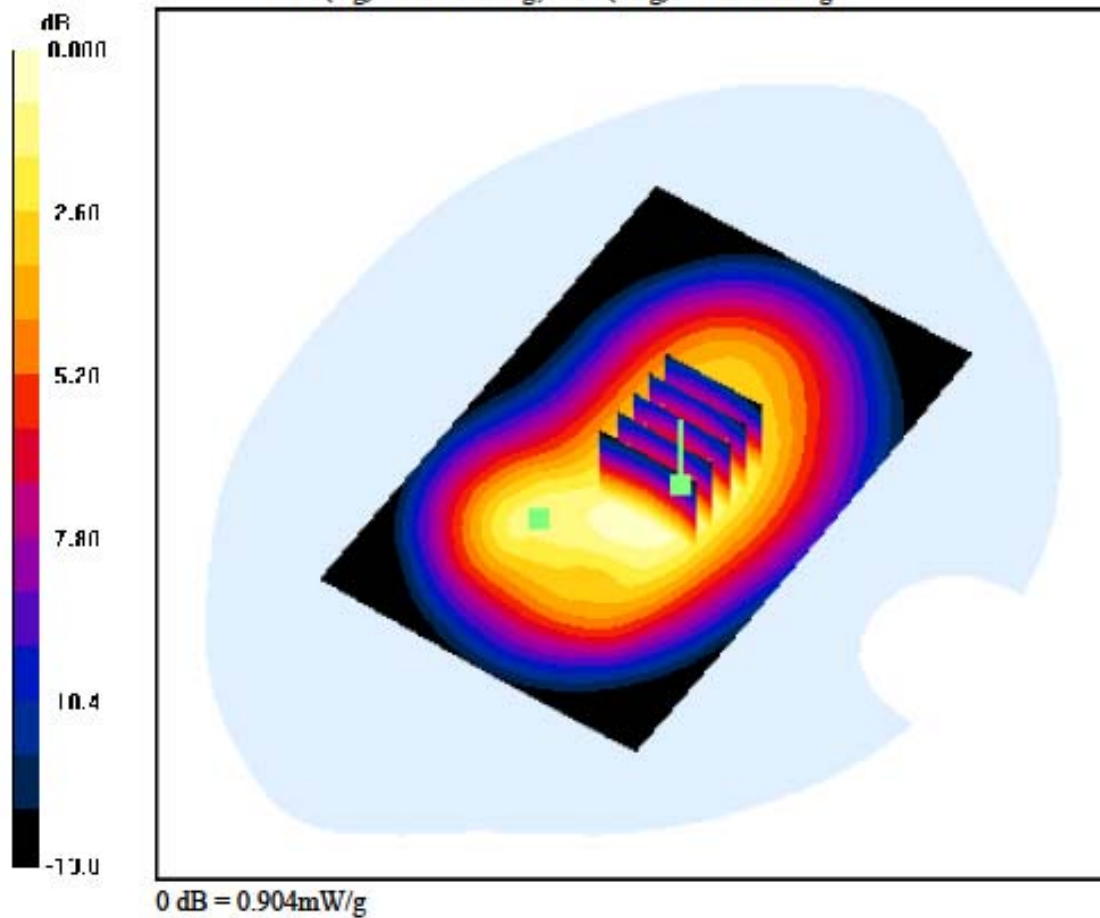
DASY4 Configuration:

Probe: EX3DV4 - SN3643; ConvF(7.19, 7.19, 7.19); Calibrated: 2011-01-24; Electronics: DAE3 Sn519
 Phantom: SAM 1800/1900 MHz; Type: SAM; Serial: TP-1224
 Measurement SW: DASY4, V4.7 Build 80; Postprocessing SW: SEMCAD, V1.8 Build 186

Test Date: 2011-11-10; Ambient Temp: 21.9; Tissue Temp: 22.3

15 mm space from Body, Rear, PCS1900 GPRS Class 10 Ch. 810, Ant Internal

Area Scan (71x111x1): Measurement grid: $dx=15\text{mm}$, $dy=15\text{mm}$
Zoom Scan (5x5x7)/Cube 0: Measurement grid: $dx=8\text{mm}$, $dy=8\text{mm}$, $dz=5\text{mm}$
 Power Drift = -0.095 dB
 Peak SAR (extrapolated) = 1.10 W/kg
 SAR(1 g) = 0.751 W/kg; SAR(10 g) = 0.493 W/kg



DIGITAL EMC CO., LTD**DUT: LG-A290; Type: Bar**

Communication System: PCS1900; Frequency: 1909.8 MHz; Duty Cycle: 1:4.15
Medium parameters used: $f = 1909.8$ MHz; $\sigma = 1.55$ mho/m; $\epsilon_r = 52.8$; $\rho = 1000$ kg/m³
Phantom section: Flat Section

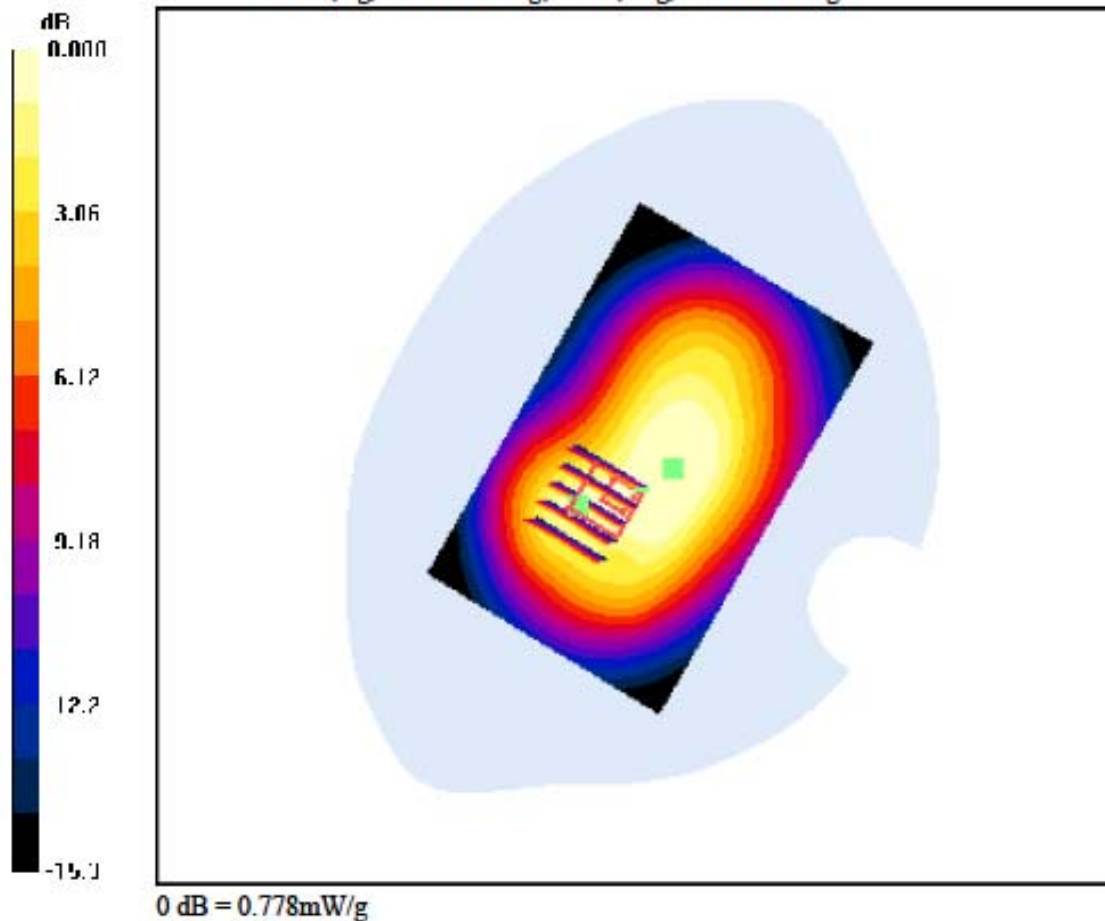
DASY4 Configuration:

Probe: EX3DV4 - SN3643; ConvF(7.19, 7.19, 7.19); Calibrated: 2011-01-24; Electronics: DAE3 Sn519
Phantom: SAM 1800/1900 MHz; Type: SAM; Serial: TP-1224
Measurement SW: DASY4, V4.7 Build 80; Postprocessing SW: SEMCAD, V1.8 Build 186

Test Date: 2011-11-10; Ambient Temp: 21.9; Tissue Temp: 22.3

15 mm space from Body, Rear, PCS1900 GPRS Class 10 Ch. 810, Ant Internal

Area Scan (71x111x1): Measurement grid: dx=15mm, dy=15mm
Zoom Scan (5x5x7)/Cube 1: Measurement grid: dx=8mm, dy=8mm, dz=5mm
Power Drift = -0.095 dB
Peak SAR (extrapolated) = 0.972 W/kg
SAR(1 g) = 0.595 W/kg; SAR(10 g) = 0.361 W/kg



DIGITAL EMC CO., LTD**DUT: LG-A290; Type: Bar**

Communication System: PCS1900; Frequency: 1880 MHz; Duty Cycle: 1:2.77
 Medium parameters used: $f = 1880$ MHz; $\sigma = 1.5$ mho/m; $\epsilon_r = 52.5$; $\rho = 1000$ kg/m³
 Phantom section: Flat Section

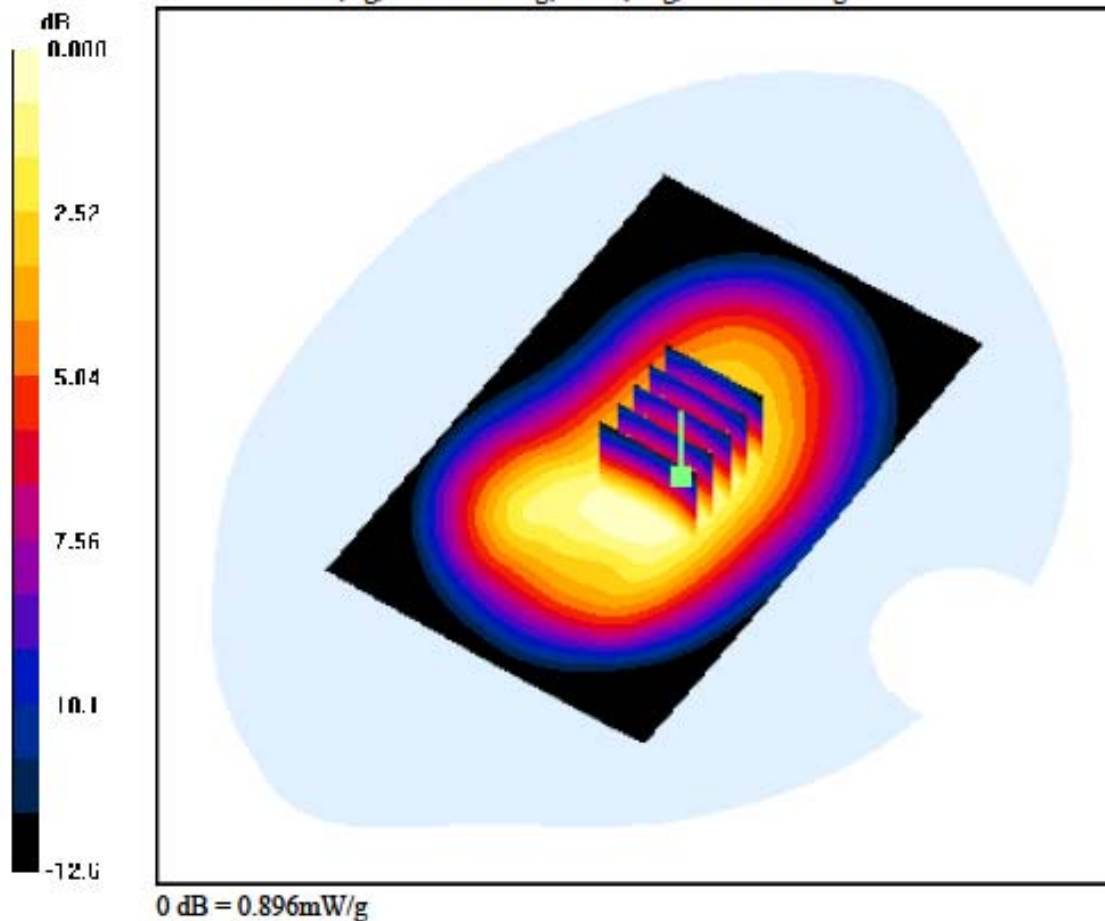
DASY4 Configuration:

Probe: EX3DV4 - SN3643; ConvF(7.19, 7.19, 7.19); Calibrated: 2011-01-24; Electronics: DAE3 Sn519
 Phantom: SAM 1800/1900 MHz; Type: SAM; Serial: TP-1224
 Measurement SW: DASY4, V4.7 Build 80; Postprocessing SW: SEMCAD, V1.8 Build 186

Test Date: 2011-11-10; Ambient Temp: 21.9; Tissue Temp: 22.3

15 mm space from Body, Rear, PCS1900 GPRS Class 11 Ch. 661, Ant Internal

Area Scan (71x111x1): Measurement grid: dx=15mm, dy=15mm
Zoom Scan (5x5x7)/Cube 0: Measurement grid: dx=8mm, dy=8mm, dz=5mm
 Power Drift = -0.014 dB
 Peak SAR (extrapolated) = 1.08 W/kg
 SAR(1 g) = 0.749 W/kg; SAR(10 g) = 0.499 W/kg



DIGITAL EMC CO., LTD**DUT: LG-A290; Type: Bar**

Communication System: PCS1900; Frequency: 1850.2 MHz; Duty Cycle: 1:2.075
 Medium parameters used: $f = 1850.2$ MHz; $\sigma = 1.46$ mho/m; $\epsilon_r = 52.3$; $\rho = 1000$ kg/m³
 Phantom section: Flat Section

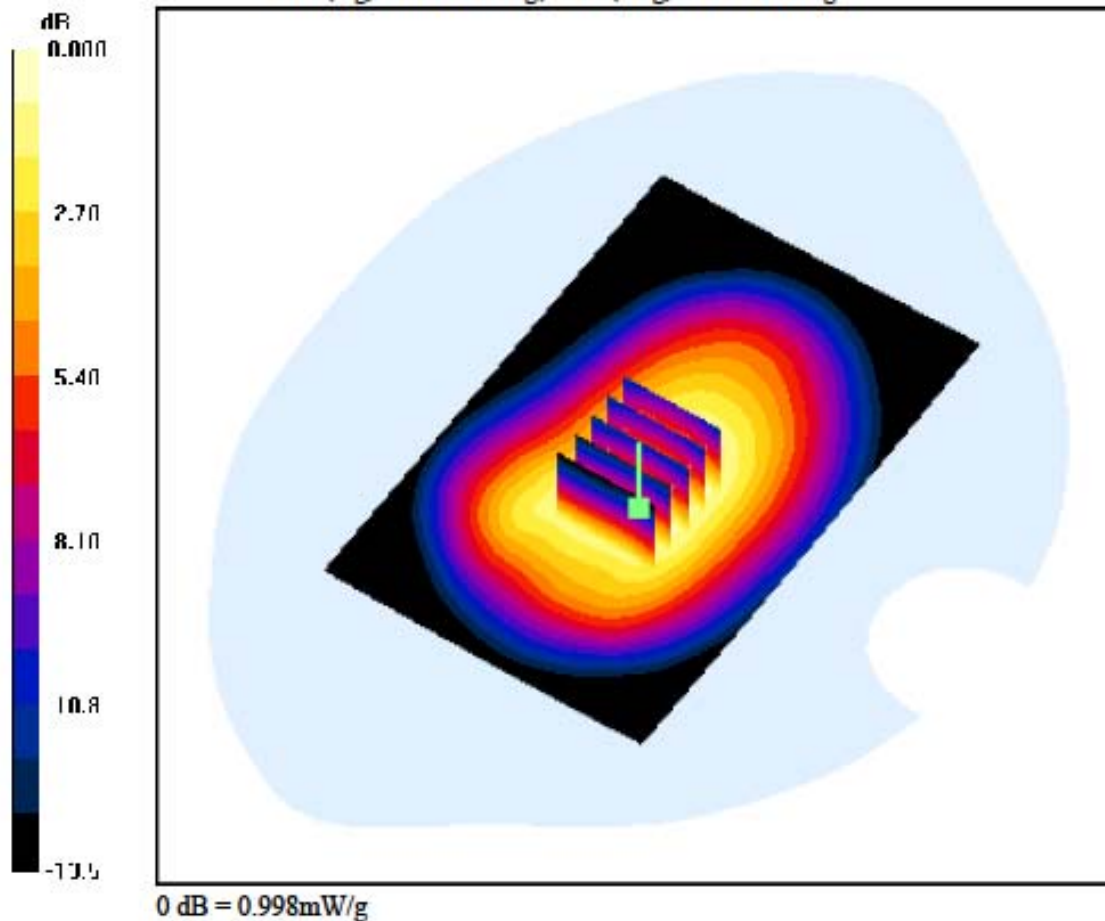
DASY4 Configuration:

Probe: EX3DV4 - SN3643; ConvF(7.19, 7.19, 7.19); Calibrated: 2011-01-24; Electronics: DAE3 Sn519
 Phantom: SAM 1800/1900 MHz; Type: SAM; Serial: TP-1224
 Measurement SW: DASY4, V4.7 Build 80; Postprocessing SW: SEMCAD, V1.8 Build 186

Test Date: 2011-11-10; Ambient Temp: 21.9; Tissue Temp: 22.3

15 mm space from Body, Rear, PCS1900 GPRS Class 12 Ch. 512, Ant Internal

Area Scan (71x111x1): Measurement grid: dx=15mm, dy=15mm
Zoom Scan (5x5x7)/Cube 0: Measurement grid: dx=8mm, dy=8mm, dz=5mm
 Power Drift = -0.016 dB
 Peak SAR (extrapolated) = 1.21 W/kg
 SAR(1 g) = 0.835 W/kg; SAR(10 g) = 0.554 W/kg



DIGITAL EMC CO., LTD

DUT: LG-A290; Type: Bar

Communication System: PCS1900; Frequency: 1880 MHz; Duty Cycle: 1:2.075
Medium parameters used: $f = 1880$ MHz; $\sigma = 1.5$ mho/m; $\epsilon_r = 52.5$; $\rho = 1000$ kg/m³
Phantom section: Flat Section

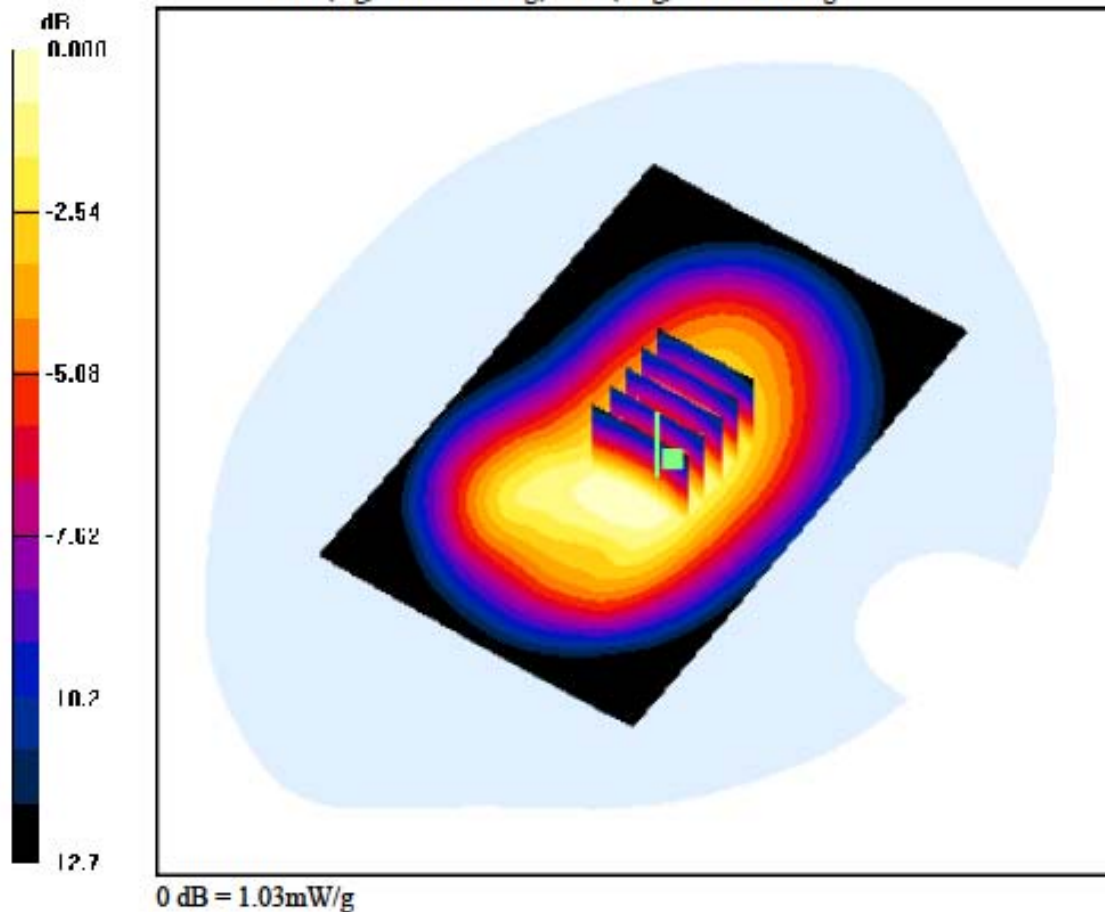
DASY4 Configuration:

Probe: EX3DV4 - SN3643; ConvF(7.19, 7.19, 7.19); Calibrated: 2011-01-24; Electronics: DAE3 Sn519
Phantom: SAM 1800/1900 MHz; Type: SAM; Serial: TP-1224
Measurement SW: DASY4, V4.7 Build 80; Postprocessing SW: SEMCAD, V1.8 Build 186

Test Date: 2011-11-10; Ambient Temp: 21.9; Tissue Temp: 22.3

15 mm space from Body, Rear, PCS1900 GPRS Class 12 Ch. 661, Ant Internal

Area Scan (71x111x1): Measurement grid: dx=15mm, dy=15mm
Zoom Scan (5x5x7)/Cube 0: Measurement grid: dx=8mm, dy=8mm, dz=5mm
Power Drift = -0.048 dB
Peak SAR (extrapolated) = 1.24 W/kg
SAR(1 g) = 0.857 W/kg; SAR(10 g) = 0.571 W/kg



DIGITAL EMC CO., LTD

DUT: LG-A290; Type: Bar

Communication System: PCS1900; Frequency: 1909.8 MHz; Duty Cycle: 1:2.075
Medium parameters used: $f = 1909.8$ MHz; $\sigma = 1.55$ mho/m; $\epsilon_r = 52.8$; $\rho = 1000$ kg/m³
Phantom section: Flat Section

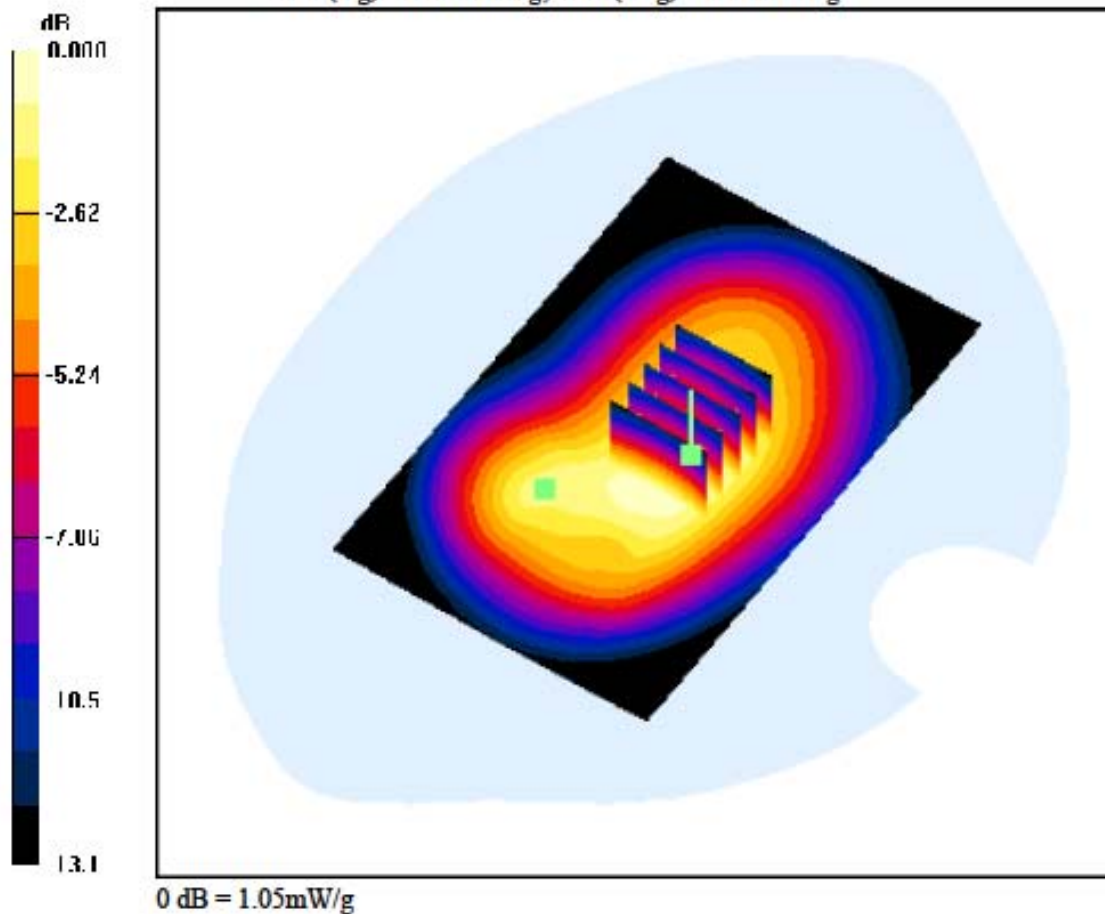
DASY4 Configuration:

Probe: EX3DV4 - SN3643; ConvF(7.19, 7.19, 7.19); Calibrated: 2011-01-24; Electronics: DAE3 Sn519
Phantom: SAM 1800/1900 MHz; Type: SAM; Serial: TP-1224
Measurement SW: DASY4, V4.7 Build 80; Postprocessing SW: SEMCAD, V1.8 Build 186

Test Date: 2011-11-10; Ambient Temp: 21.9; Tissue Temp: 22.3

15 mm space from Body, Rear, PCS1900 GPRS Class 12 Ch. 810, Ant Internal

Area Scan (71x111x1): Measurement grid: dx=15mm, dy=15mm
Zoom Scan (5x5x7)/Cube 0: Measurement grid: dx=8mm, dy=8mm, dz=5mm
Power Drift = -0.082 dB
Peak SAR (extrapolated) = 1.28 W/kg
SAR(1 g) = 0.869 W/kg; SAR(10 g) = 0.569 W/kg



DIGITAL EMC CO., LTD**DUT: LG-A290; Type: Bar**

Communication System: PCS1900; Frequency: 1909.8 MHz; Duty Cycle: 1:2.075
 Medium parameters used: $f = 1909.8$ MHz; $\sigma = 1.55$ mho/m; $\epsilon_r = 52.8$; $\rho = 1000$ kg/m³
 Phantom section: Flat Section

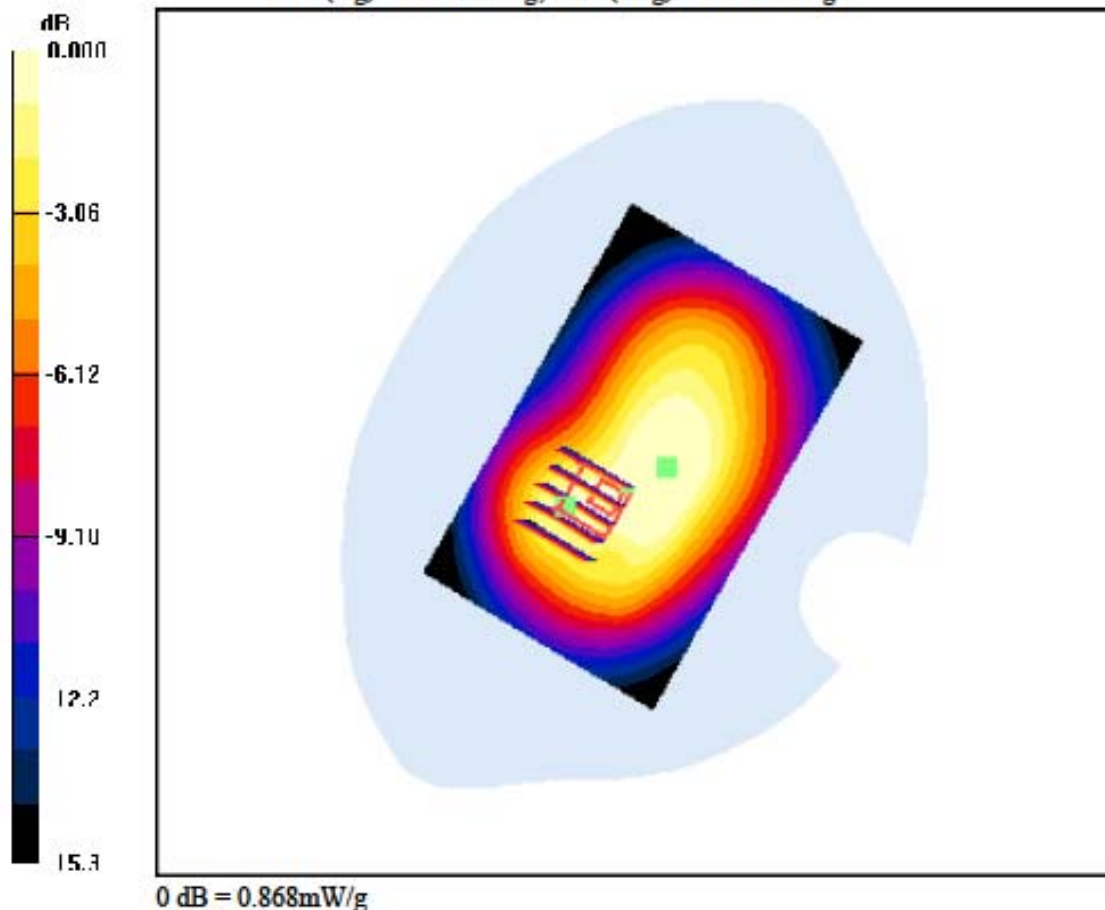
DASY4 Configuration:

Probe: EX3DV4 - SN3643; ConvF(7.19, 7.19, 7.19); Calibrated: 2011-01-24; Electronics: DAE3 Sn519
 Phantom: SAM 1800/1900 MHz; Type: SAM; Serial: TP-1224
 Measurement SW: DASY4, V4.7 Build 80; Postprocessing SW: SEMCAD, V1.8 Build 186

Test Date: 2011-11-10; Ambient Temp: 21.9; Tissue Temp: 22.3

15 mm space from Body, Rear, PCS1900 GPRS Class 12 Ch. 810, Ant Internal

Area Scan (71x111x1): Measurement grid: dx=15mm, dy=15mm
Zoom Scan (5x5x7)/Cube 1: Measurement grid: dx=8mm, dy=8mm, dz=5mm
 Power Drift = -0.082 dB
 Peak SAR (extrapolated) = 1.10 W/kg
 SAR(1 g) = 0.672 W/kg; SAR(10 g) = 0.408 W/kg



DIGITAL EMC CO., LTD**DUT: LG-A290; Type: Bar**

Communication System: PCS1900; Frequency: 1909.8 MHz; Duty Cycle: 1:2.075
Medium parameters used: $f = 1909.8$ MHz; $\sigma = 1.55$ mho/m; $\epsilon_r = 52.8$; $\rho = 1000$ kg/m³
Phantom section: Flat Section

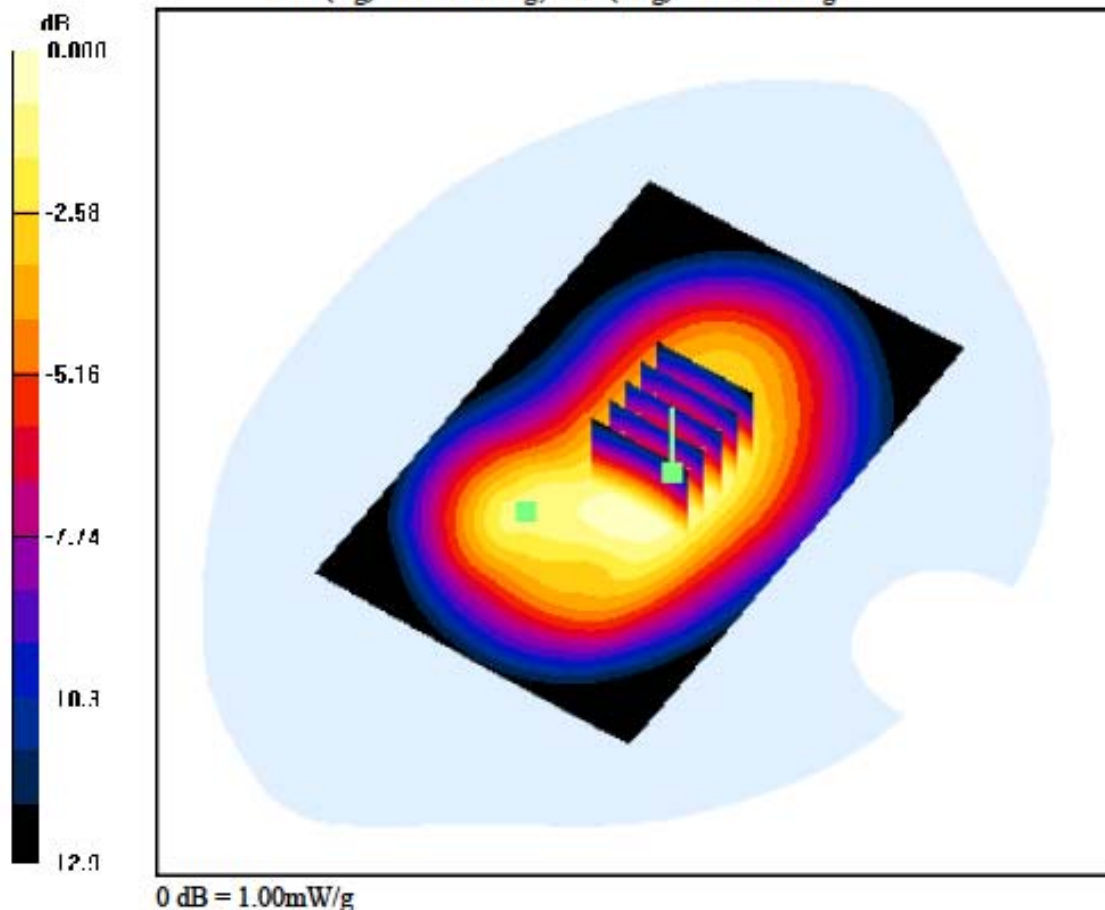
DASY4 Configuration:

Probe: EX3DV4 - SN3643; ConvF(7.19, 7.19, 7.19); Calibrated: 2011-01-24; Electronics: DAE3 Sn519
Phantom: SAM 1800/1900 MHz; Type: SAM; Serial: TP-1224
Measurement SW: DASY4, V4.7 Build 80; Postprocessing SW: SEMCAD, V1.8 Build 186

Test Date: 2011-11-10; Ambient Temp: 21.9; Tissue Temp: 22.3

15 mm space from Body, Rear + Sim 2, PCS1900 GPRS Class 12 Ch. 810, Ant Internal

Area Scan (71x111x1): Measurement grid: dx=15mm, dy=15mm
Zoom Scan (5x5x7)/Cube 0: Measurement grid: dx=8mm, dy=8mm, dz=5mm
Power Drift = -0.088 dB
Peak SAR (extrapolated) = 1.23 W/kg
SAR(1 g) = 0.830 W/kg; SAR(10 g) = 0.543 W/kg



DIGITAL EMC CO., LTD**DUT: LG-A290; Type: Bar**

Communication System: PCS1900; Frequency: 1909.8 MHz; Duty Cycle: 1:2.075
 Medium parameters used: $f = 1909.8$ MHz; $\sigma = 1.55$ mho/m; $\epsilon_r = 52.8$; $\rho = 1000$ kg/m³
 Phantom section: Flat Section

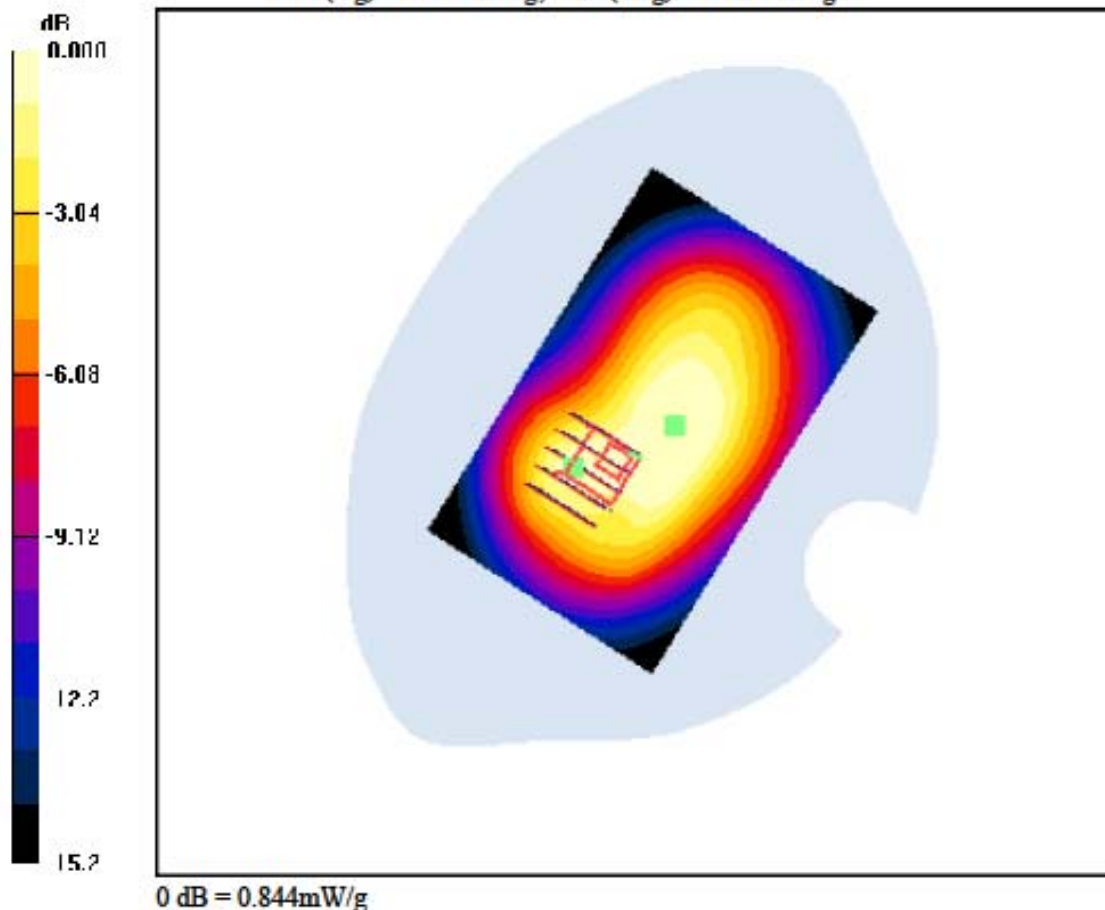
DASY4 Configuration:

Probe: EX3DV4 - SN3643; ConvF(7.19, 7.19, 7.19); Calibrated: 2011-01-24; Electronics: DAE3 Sn519
 Phantom: SAM 1800/1900 MHz; Type: SAM; Serial: TP-1224
 Measurement SW: DASY4, V4.7 Build 80; Postprocessing SW: SEMCAD, V1.8 Build 186

Test Date: 2011-11-10; Ambient Temp: 21.9; Tissue Temp: 22.3

15 mm space from Body, Rear + Sim 2, PCS1900 GPRS Class 12 Ch. 810, Ant Internal

Area Scan (71x111x1): Measurement grid: dx=15mm, dy=15mm
 Zoom Scan (5x5x7)/Cube 1: Measurement grid: dx=8mm, dy=8mm, dz=5mm
 Power Drift = -0.088 dB
 Peak SAR (extrapolated) = 1.08 W/kg
 SAR(1 g) = 0.670 W/kg; SAR(10 g) = 0.412 W/kg



DIGITAL EMC CO., LTD**DUT: LG-A290; Type: Bar**

Communication System: PCS1900; Frequency: 1909.8 MHz; Duty Cycle: 1:2.075
 Medium parameters used: $f = 1909.8 \text{ MHz}$; $\sigma = 1.55 \text{ mho/m}$; $\epsilon_r = 52.8$; $\rho = 1000 \text{ kg/m}^3$
 Phantom section: Flat Section

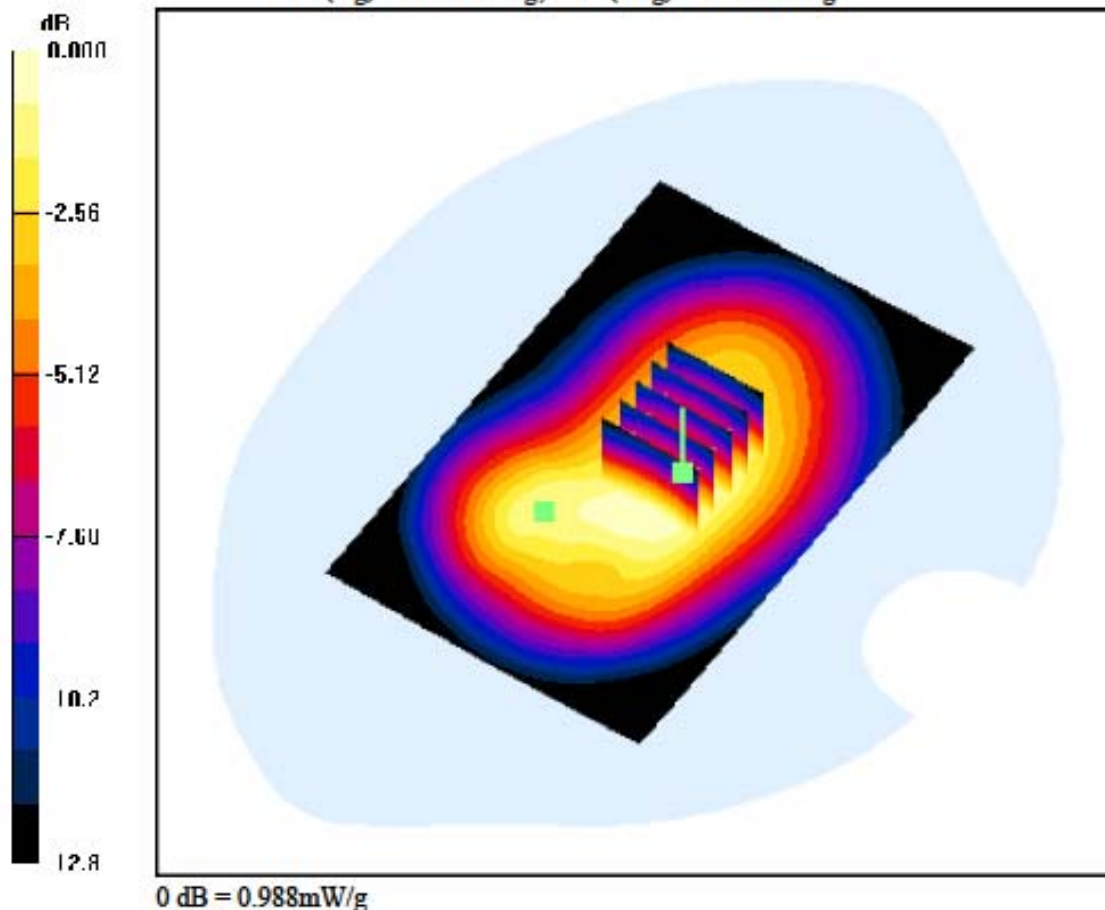
DASY4 Configuration:

Probe: EX3DV4 - SN3643; ConvF(7.19, 7.19, 7.19); Calibrated: 2011-01-24; Electronics: DAE3 Sn519
 Phantom: SAM 1800/1900 MHz; Type: SAM; Serial: TP-1224
 Measurement SW: DASY4, V4.7 Build 80; Postprocessing SW: SEMCAD, V1.8 Build 186

Test Date: 2011-11-10; Ambient Temp: 21.9; Tissue Temp: 22.3

15 mm space from Body, Rear + Sim 3, PCS1900 GPRS Class 12 Ch. 810, Ant Internal

Area Scan (71x111x1): Measurement grid: $dx=15\text{mm}$, $dy=15\text{mm}$
 Zoom Scan (5x5x7)/Cube 0: Measurement grid: $dx=8\text{mm}$, $dy=8\text{mm}$, $dz=5\text{mm}$
 Power Drift = -0.047 dB
 Peak SAR (extrapolated) = 1.20 W/kg
 SAR(1 g) = 0.824 W/kg; SAR(10 g) = 0.540 W/kg



DIGITAL EMC CO., LTD**DUT: LG-A290; Type: Bar**

Communication System: PCS1900; Frequency: 1909.8 MHz; Duty Cycle: 1:2.075
 Medium parameters used: $f = 1909.8 \text{ MHz}$; $\sigma = 1.55 \text{ mho/m}$; $\epsilon_r = 52.8$; $\rho = 1000 \text{ kg/m}^3$
 Phantom section: Flat Section

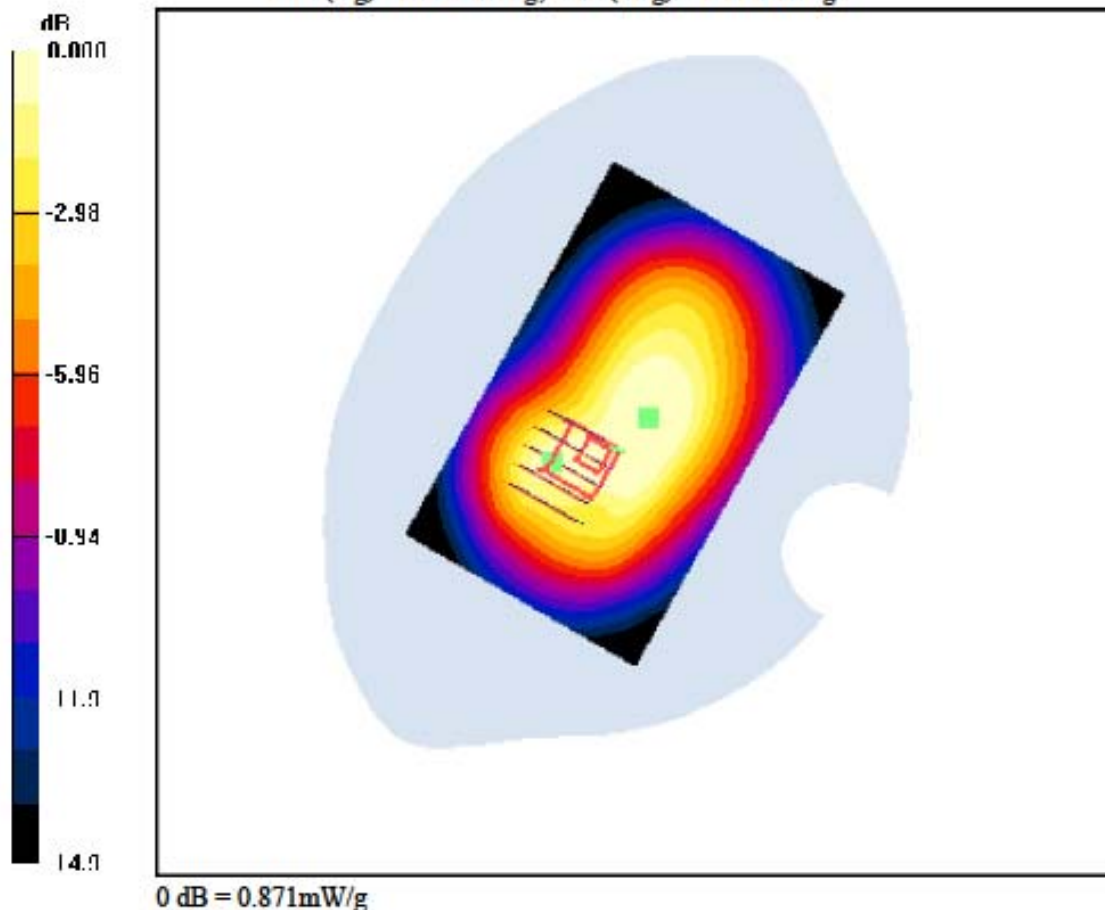
DASY4 Configuration:

Probe: EX3DV4 - SN3643; ConvF(7.19, 7.19, 7.19); Calibrated: 2011-01-24; Electronics: DAE3 Sn519
 Phantom: SAM 1800/1900 MHz; Type: SAM; Serial: TP-1224
 Measurement SW: DASY4, V4.7 Build 80; Postprocessing SW: SEMCAD, V1.8 Build 186

Test Date: 2011-11-10; Ambient Temp: 21.9; Tissue Temp: 22.3

15 mm space from Body, Rear + Sim 3, PCS1900 GPRS Class 12 Ch. 810, Ant Internal

Area Scan (71x111x1): Measurement grid: $dx=15\text{mm}$, $dy=15\text{mm}$
 Zoom Scan (5x5x7)/Cube 1: Measurement grid: $dx=8\text{mm}$, $dy=8\text{mm}$, $dz=5\text{mm}$
 Power Drift = -0.047 dB
 Peak SAR (extrapolated) = 1.11 W/kg
 SAR(1 g) = 0.676 W/kg; SAR(10 g) = 0.414 W/kg



DIGITAL EMC CO., LTD**DUT: LG-A290; Type: Bar**

Communication System: GSM 850; Frequency: 824.2 MHz; Duty Cycle: 1:8.3
 Medium parameters used: $f = 824.333$ MHz; $\sigma = 0.877$ mho/m; $\epsilon_r = 42.7$; $\rho = 1000$ kg/m³
 Phantom section: Left Section

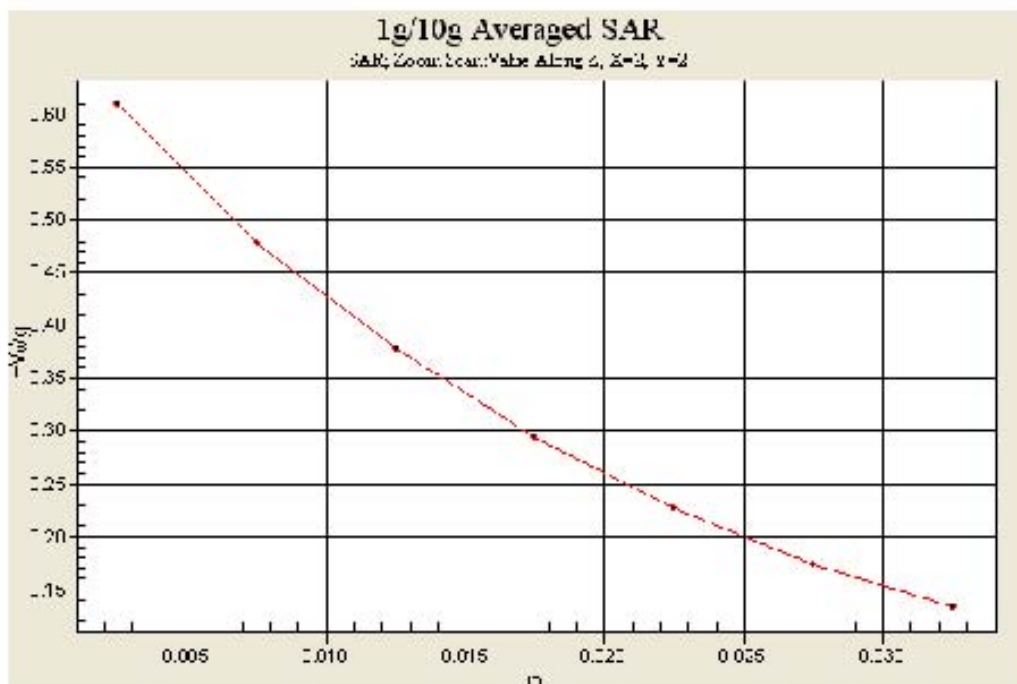
DASY4 Configuration:

Probe: EX3DV4 - SN3643; ConvF(8.96, 8.96, 8.96); Calibrated: 2011-01-24; Electronics: DAE3 Sn519
 Phantom: SAM with 835MHz; Type: SAM; Serial: TP-1223
 Measurement SW: DASY4, V4.7 Build 80; Postprocessing SW: SEMCAD, V1.8 Build 186

Date: 2011-11-09; Ambient Temp: 21.3; Tissue Temp: 21.5

Left Touch, GSM850 Ch. 128, Ant Internal, Standard Battery

Area Scan (71x101x1): Measurement grid: dx=15mm, dy=15mm
Zoom Scan (5x5x7)/Cube 0: Measurement grid: dx=8mm, dy=8mm, dz=5mm
 Power Drift = -0.011 dB
 Peak SAR (extrapolated) = 0.687 W/kg
 SAR(1 g) = 0.536 W/kg; SAR(10 g) = 0.392 W/kg



DIGITAL EMC CO., LTD**DUT: LG-A290; Type: Bar**

Communication System: GSM 850; Frequency: 824.2 MHz; Duty Cycle: 1:4.15
 Medium parameters used: $f = 824.2 \text{ MHz}$; $\sigma = 0.937 \text{ mho/m}$; $\epsilon_r = 55.7$; $\rho = 1000 \text{ kg/m}^3$
 Phantom section: Flat Section

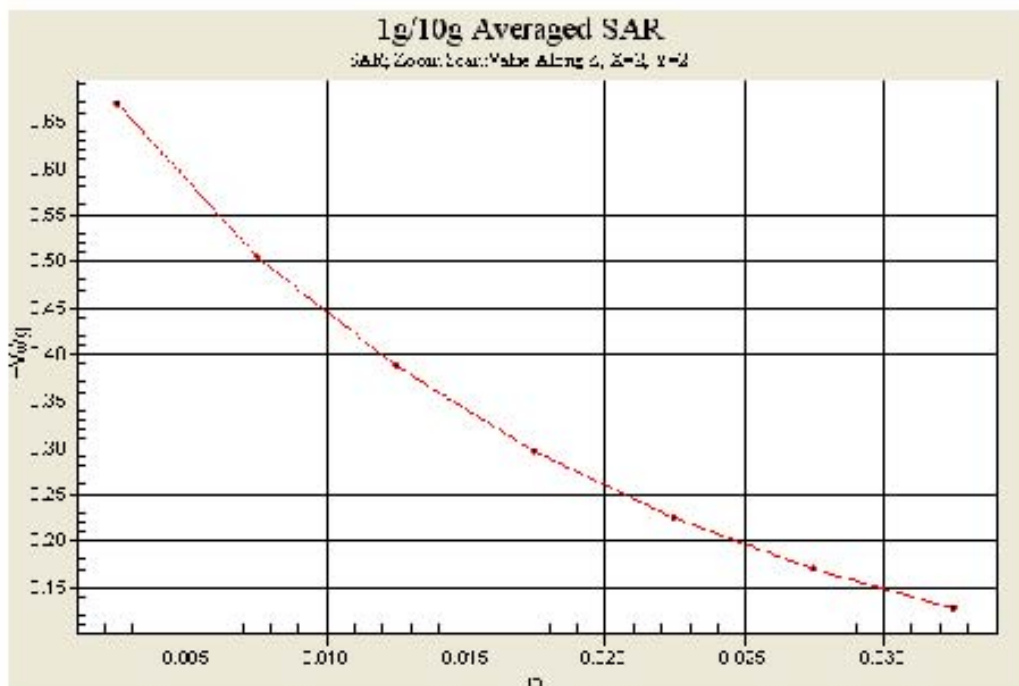
DASY4 Configuration:

Probe: EX3DV4 - SN3643; ConvF(8.97, 8.97, 8.97); Calibrated: 2011-01-24; Electronics: DAE3 Sn519
 Phantom: SAM with 835MHz; Type: SAM; Serial: TP-1223
 Measurement SW: DASY4, V4.7 Build 80; Postprocessing SW: SEMCAD, V1.8 Build 186

Test Date: 2011-11-09; Ambient Temp: 21.3; Tissue Temp: 21.5

15 mm space from Body, Rear, GSM850 GPRS Class 10 Ch. 128, Ant Internal

Area Scan (71x101x1): Measurement grid: $dx=15\text{mm}$, $dy=15\text{mm}$
Zoom Scan (5x5x7)/Cube 0: Measurement grid: $dx=8\text{mm}$, $dy=8\text{mm}$, $dz=5\text{mm}$
 Power Drift = -0.058 dB
 Peak SAR (extrapolated) = 0.773 W/kg
 SAR(1 g) = 0.583 W/kg; SAR(10 g) = 0.427 W/kg



DIGITAL EMC CO., LTD**DUT: LG-A290; Type: Bar**

Communication System: PCS1900; Frequency: 1880 MHz; Duty Cycle: 1:8.3
 Medium parameters used: $f = 1880$ MHz; $\sigma = 1.39$ mho/m; $\epsilon_r = 39$; $\rho = 1000$ kg/m³
 Phantom section: Right Section

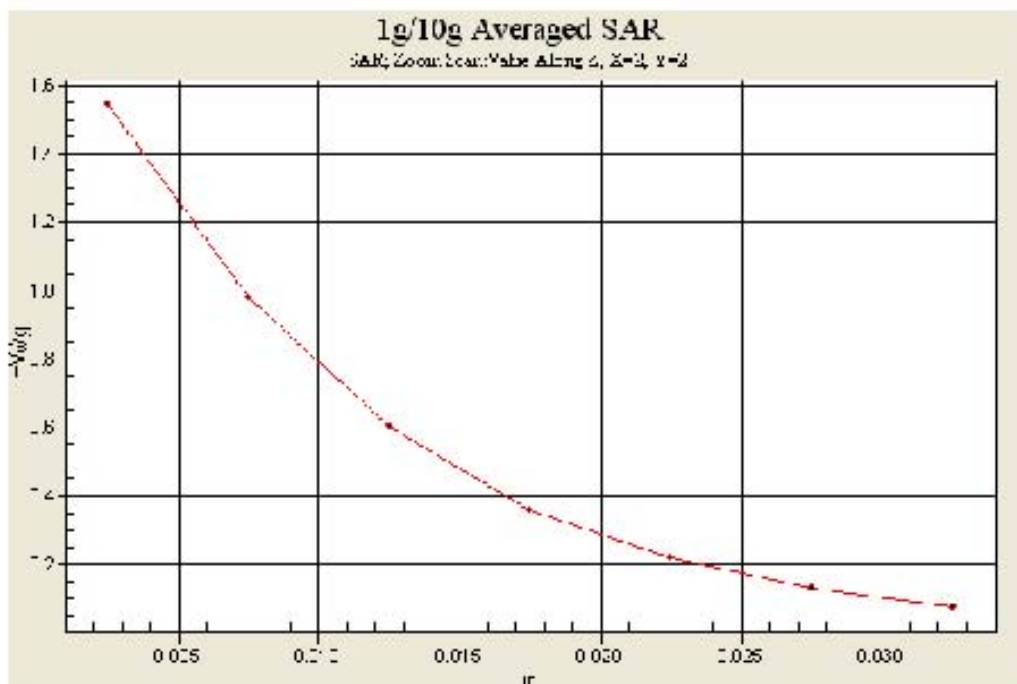
DASY4 Configuration:

Probe: EX3DV4 - SN3643; ConvF(8.26, 8.26, 8.26); Calibrated: 2011-01-24; Electronics: DAE3 Sn519
 Phantom: SAM 1800/1900 MHz; Type: SAM; Serial: TP-1224
 Measurement SW: DASY4, V4.7 Build 80; Postprocessing SW: SEMCAD, V1.8 Build 186

Date: 2011-11-10; Ambient Temp: 21.9; Tissue Temp: 22.3

Right Touch, PCS1900 Ch. 661, Ant Internal, Standard Battery

Area Scan (71x101x1): Measurement grid: dx=15mm, dy=15mm
Zoom Scan (5x5x7)/Cube 0: Measurement grid: dx=8mm, dy=8mm, dz=5mm
 Power Drift = 0.043 dB
 Peak SAR (extrapolated) = 1.98 W/kg
 SAR(1 g) = 1.2 W/kg; SAR(10 g) = 0.665 W/kg



DIGITAL EMC CO., LTD**DUT: LG-A290; Type: Bar**

Communication System: PCS1900; Frequency: 1909.8 MHz; Duty Cycle: 1:2.075
 Medium parameters used: $f = 1909.8$ MHz; $\sigma = 1.55$ mho/m; $\epsilon_r = 52.8$; $\rho = 1000$ kg/m³
 Phantom section: Flat Section

DASY4 Configuration:

Probe: EX3DV4 - SN3643; ConvF(7.19, 7.19, 7.19); Calibrated: 2011-01-24; Electronics: DAE3 Sn519
 Phantom: SAM 1800/1900 MHz; Type: SAM; Serial: TP-1224
 Measurement SW: DASY4, V4.7 Build 80; Postprocessing SW: SEMCAD, V1.8 Build 186

Test Date: 2011-11-10; Ambient Temp: 21.9; Tissue Temp: 22.3

15 mm space from Body, Rear, PCS1900 GPRS Class 12 Ch. 810, Ant Internal

Area Scan (71x111x1): Measurement grid: dx=15mm, dy=15mm
Zoom Scan (5x5x7)/Cube 0: Measurement grid: dx=8mm, dy=8mm, dz=5mm
 Power Drift = -0.082 dB
 Peak SAR (extrapolated) = 1.28 W/kg
 SAR(1 g) = 0.869 W/kg; SAR(10 g) = 0.569 W/kg

