


PHOTOGRAPHS OF THE TEST CONFIGURATION

RADIATED EMISSION TEST BELOW 1GHz
(X-Plane)






RADIATED EMISSION TEST BELOW 1GHz
(Y-Plane)







RADIATED EMISSION TEST BELOW 1GHz
(Z-Plane)





RADIATED EMISSION TEST BELOW 1GHz
(NB Mode)








RADIATED EMISSION TEST ABOVE 1GHz
(X-Plane)





RADIATED EMISSION TEST ABOVE 1GHz
(Y-Plane)




RADIATED EMISSION TEST ABOVE 1GHz
(Z-Plane)




RADIATED EMISSION TEST ABOVE 1GHz
(NB Mode)




ERP POWER TEST (Y-Plane)







ERP POWER TEST
(Z-Plane)





EIRP POWER TEST (Y-Plane)





EIRP POWER TEST
(NB Mode)



