

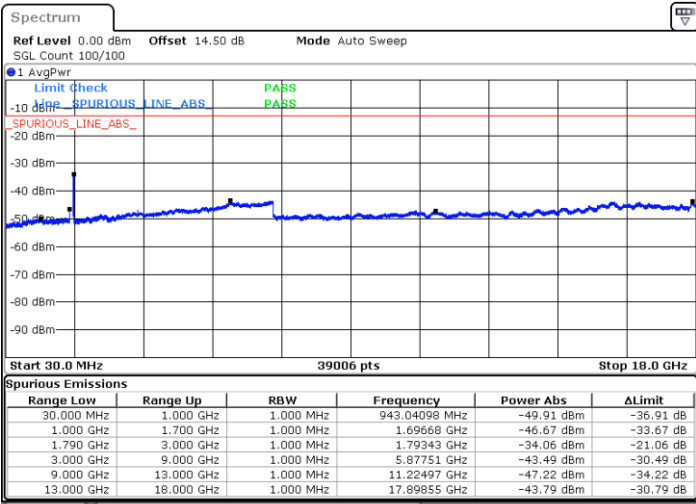


LTE Band 66B / 10MHz+5MHz

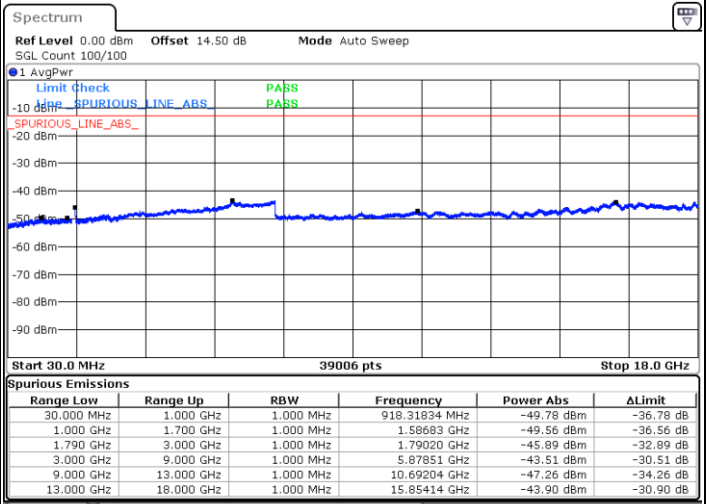
16QAM

Highest Channel / 1RB0 and 1RB24

Highest Channel / 1RB49 and 1RB0



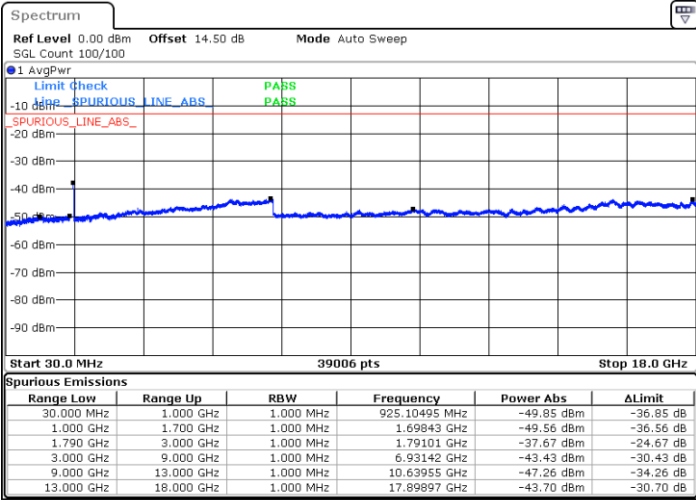
Date: 1.JAN.2021 00:28:11



Date: 1.JAN.2021 00:32:31

Highest Channel / FullIRB

N/A



Date: 31.DEC.2020 23:43:59

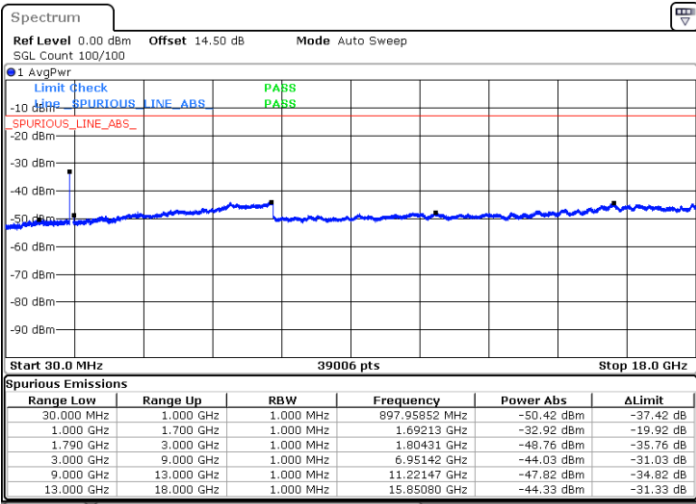


LTE Band 66B / 10MHz+10MHz

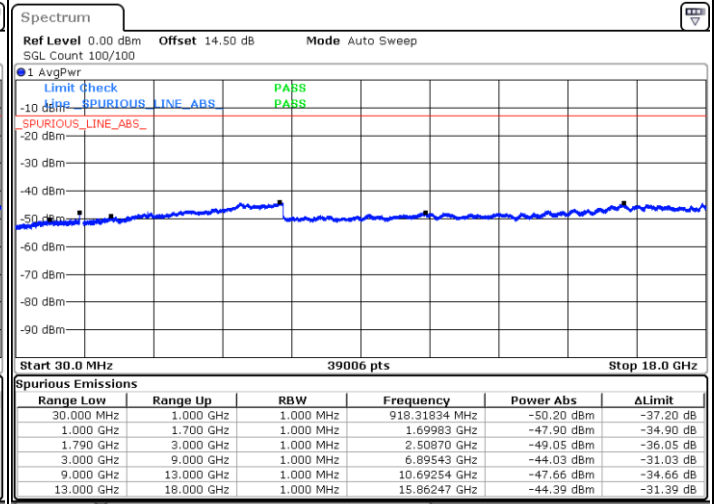
16QAM

Lowest Channel / 1RB0 and 1RB49

Lowest Channel / 1RB49 and 1RB0



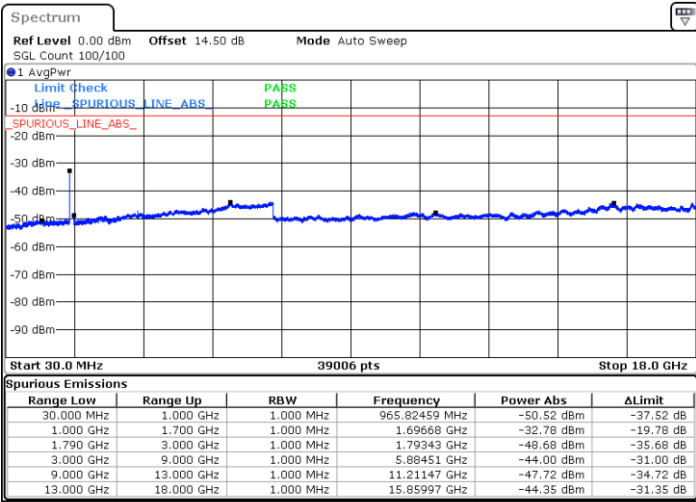
Date: 2.JAN.2021 19:38:47



Date: 2.JAN.2021 19:45:35

Lowest Channel / FullIRB

N/A



Date: 2.JAN.2021 19:32:45

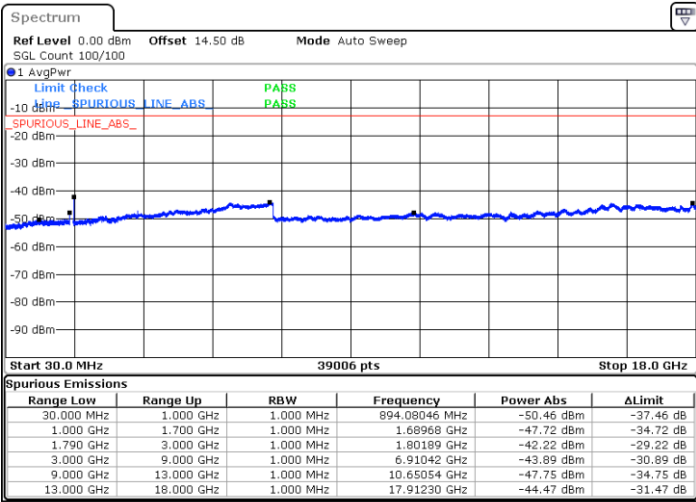


LTE Band 66B / 10MHz+10MHz

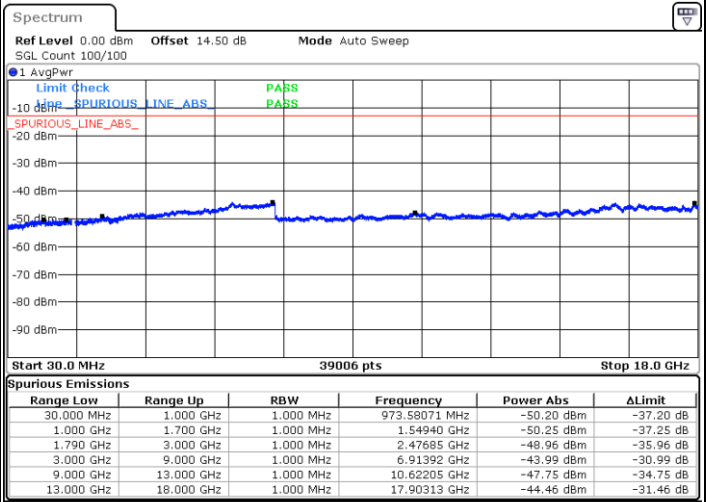
16QAM

Middle Channel / 1RB0 and 1RB49

Middle Channel / 1RB49 and 1RB0



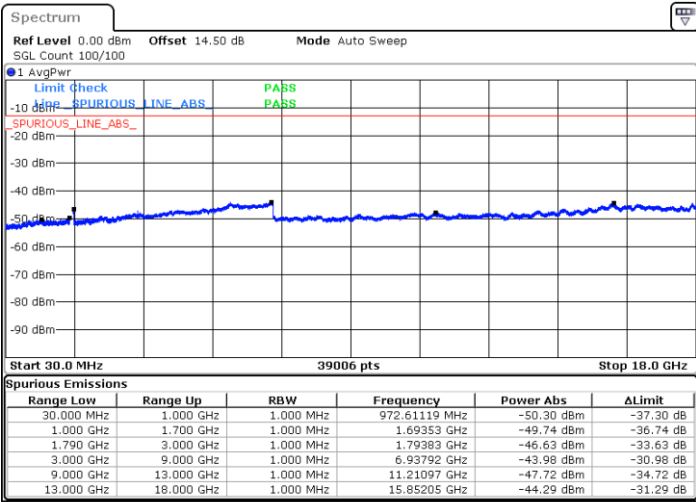
Date: 2.JAN.2021 19:54:28



Date: 2.JAN.2021 19:59:09

Middle Channel / FullRB

N/A



Date: 2.JAN.2021 19:50:22

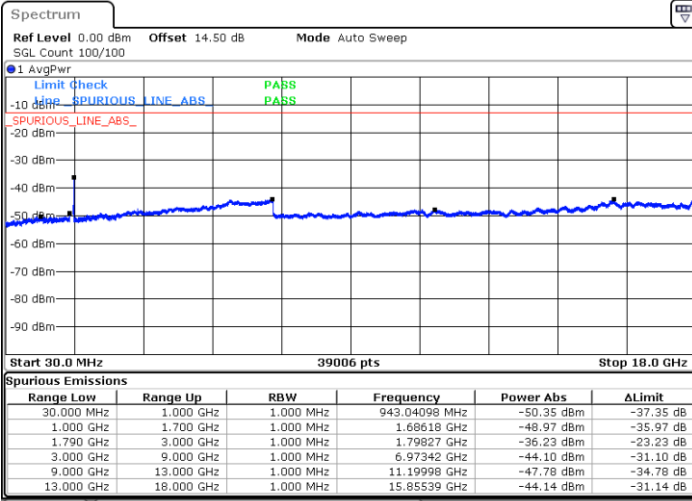


LTE Band 66B / 10MHz+10MHz

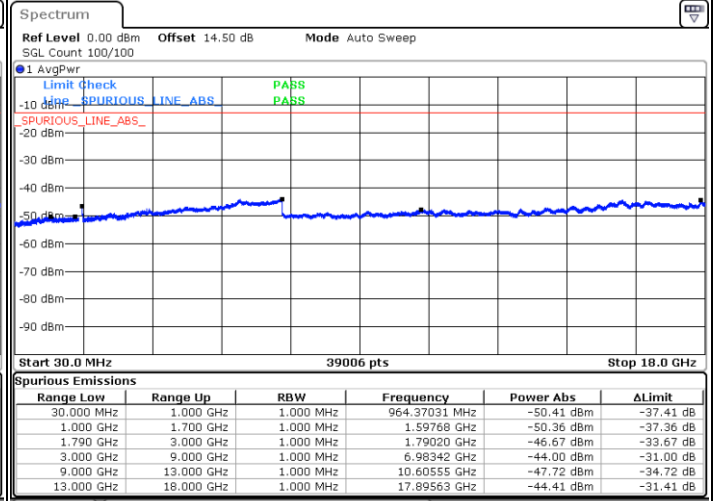
16QAM

Highest Channel / 1RB0 and 1RB49

Highest Channel / 1RB49 and 1RB0



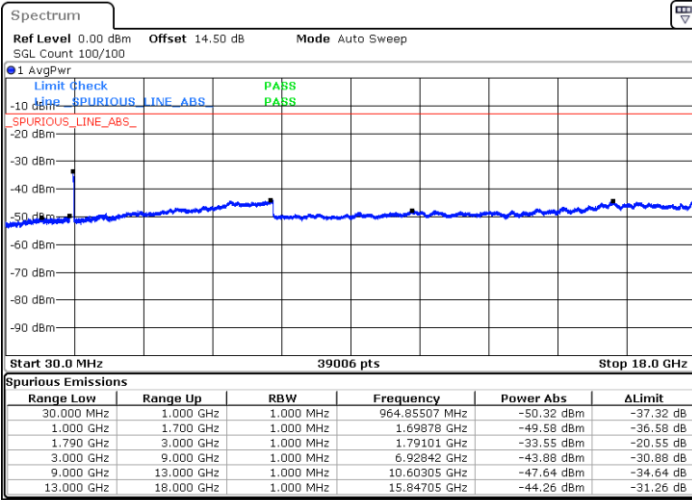
Date: 2.JAN.2021 20:13:22



Date: 2.JAN.2021 20:17:14

Highest Channel / FullIRB

N/A



Date: 2.JAN.2021 20:05:29

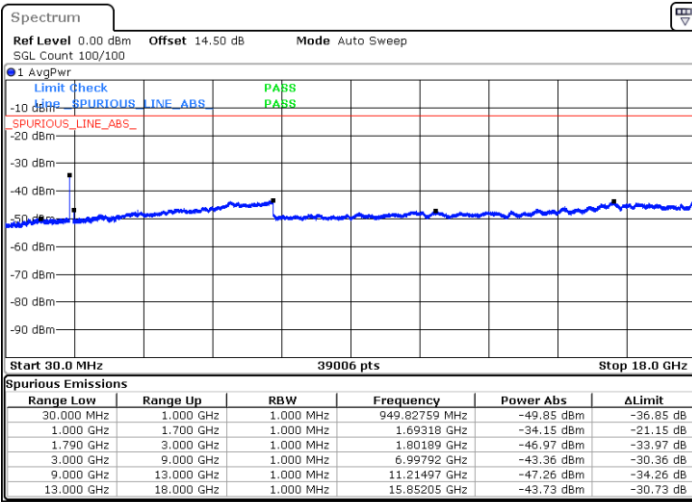


LTE Band 66B / 15MHz+5MHz

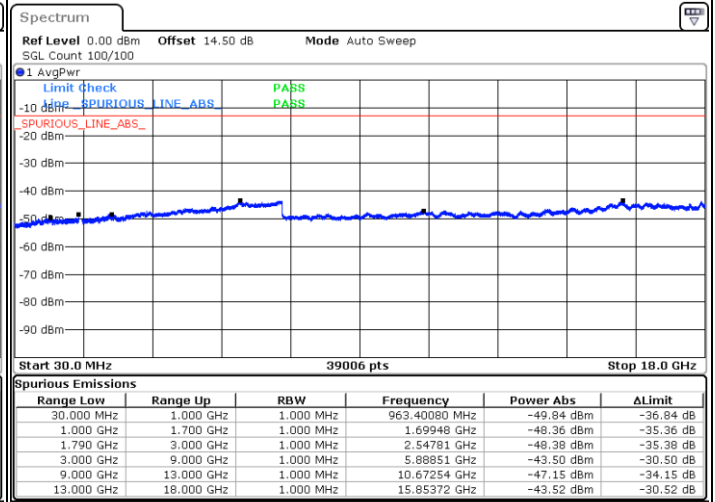
16QAM

Lowest Channel / 1RB0 and 1RB49

Lowest Channel / 1RB49 and 1RB0



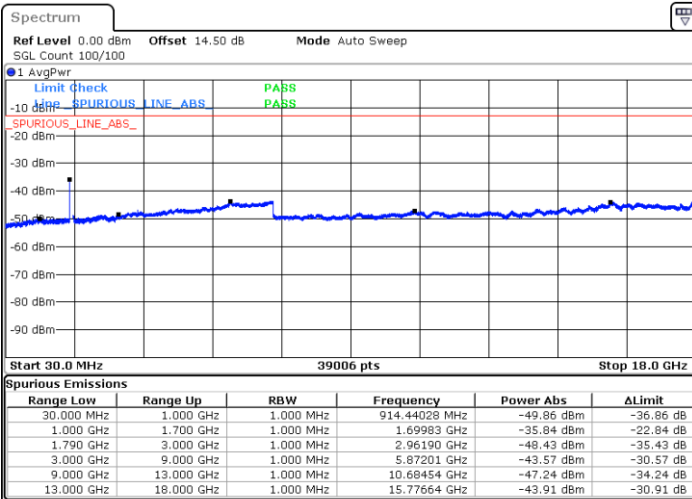
Date: 1.JAN.2021 01:32:12



Date: 1.JAN.2021 01:35:53

Lowest Channel / FullIRB

N/A



Date: 1.JAN.2021 01:26:00

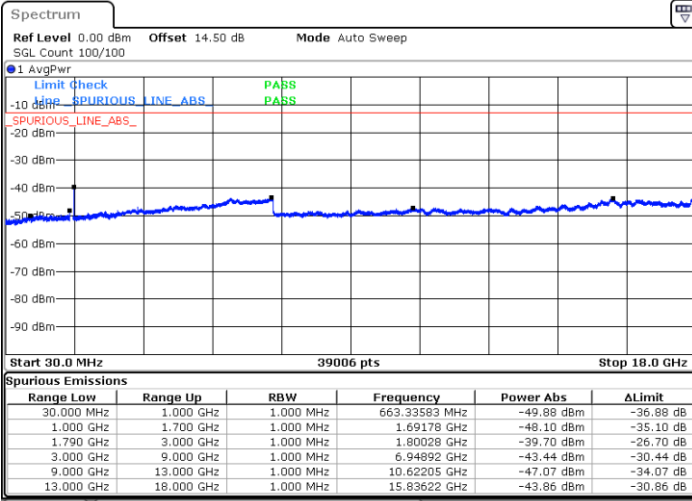


LTE Band 66B / 15MHz+5MHz

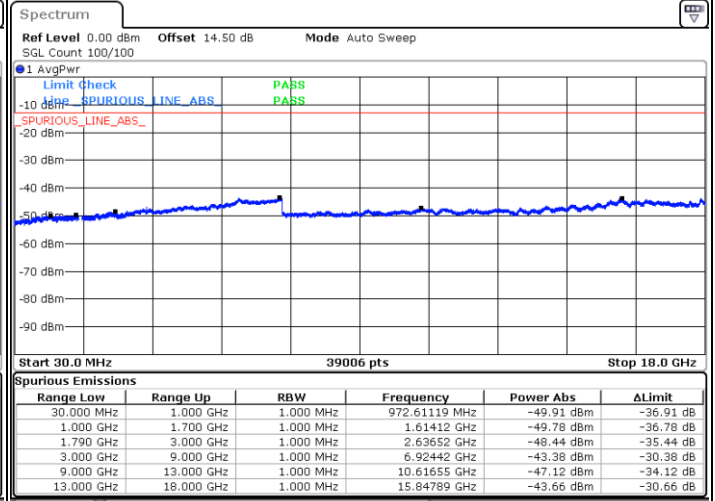
16QAM

Middle Channel / 1RB0 and 1RB49

Middle Channel / 1RB49 and 1RB0



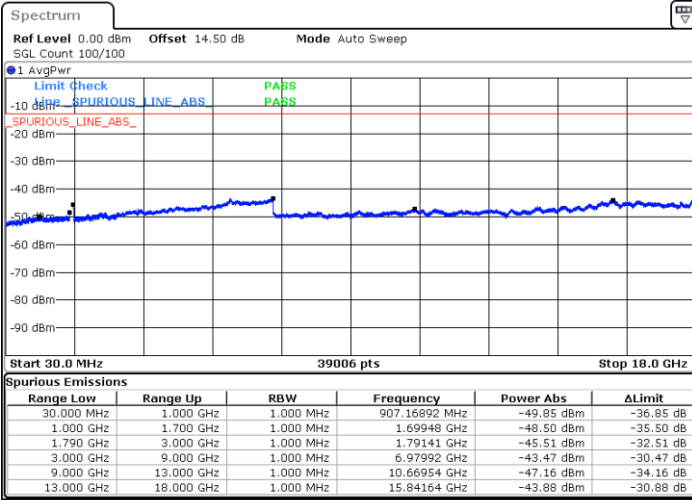
Date: 1.JAN.2021 01:50:22



Date: 1.JAN.2021 01:53:25

Middle Channel / FullIRB

N/A



Date: 1.JAN.2021 01:46:03

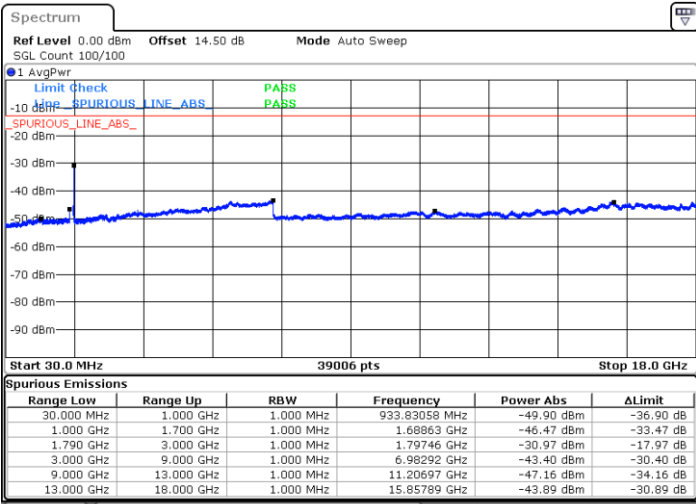


LTE Band 66B / 15MHz+5MHz

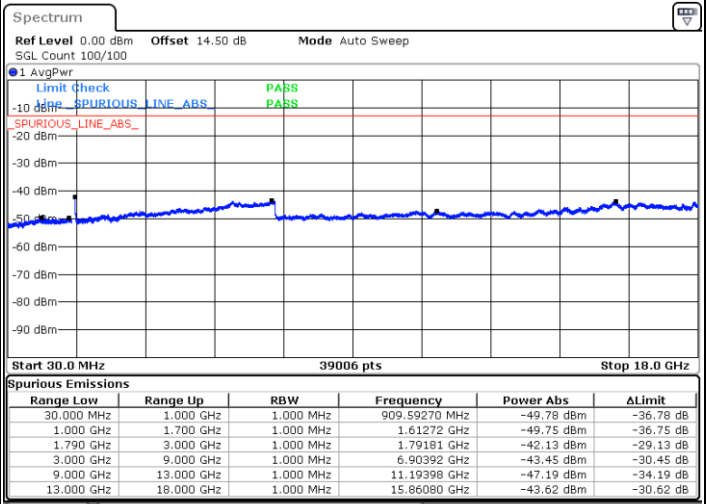
16QAM

Highest Channel / 1RB0 and 1RB49

Highest Channel / 1RB49 and 1RB0



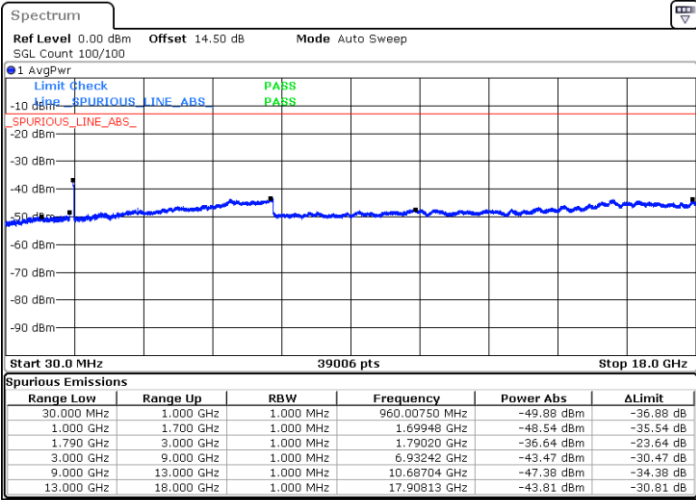
Date: 1.JAN.2021 02:03:44



Date: 1.JAN.2021 02:07:35

Highest Channel / FullIRB

N/A



Date: 1.JAN.2021 01:59:44

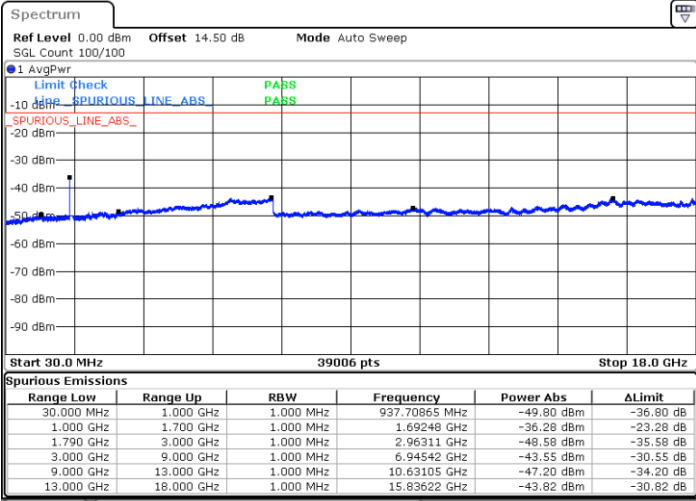


LTE Band 66B / 5MHz+5MHz

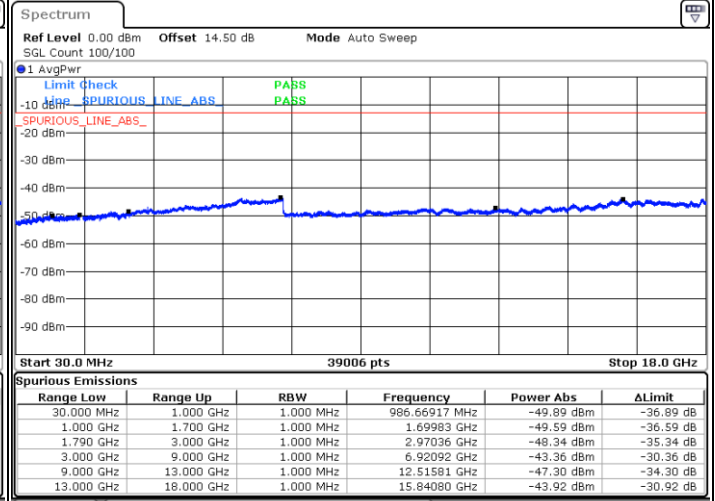
64QAM

Lowest Channel / 1RB0 and 1RB24

Lowest Channel / 1RB14 and 1RB0



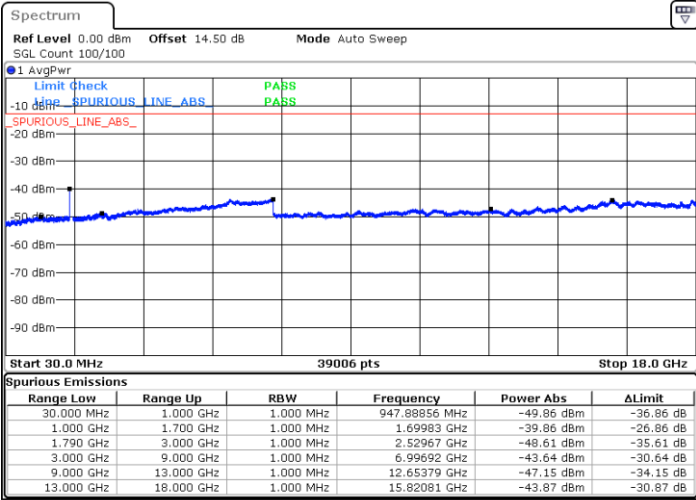
Date: 31.DEC.2020 21:05:04



Date: 31.DEC.2020 21:21:03

Lowest Channel / FullIRB

N/A



Date: 31.DEC.2020 20:56:04

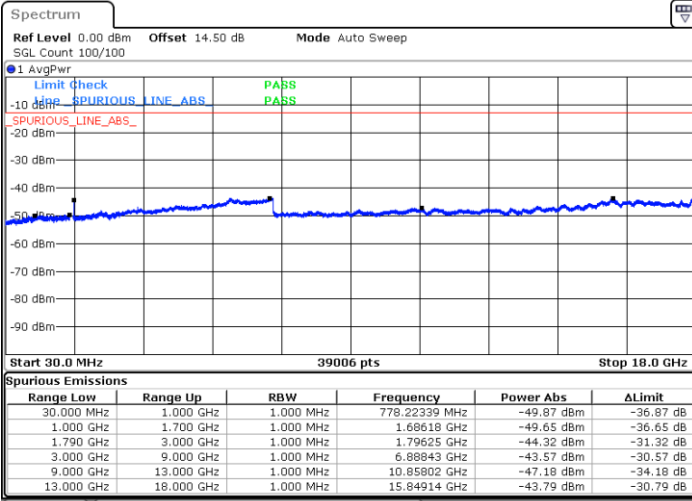


LTE Band 66B / 5MHz+5MHz

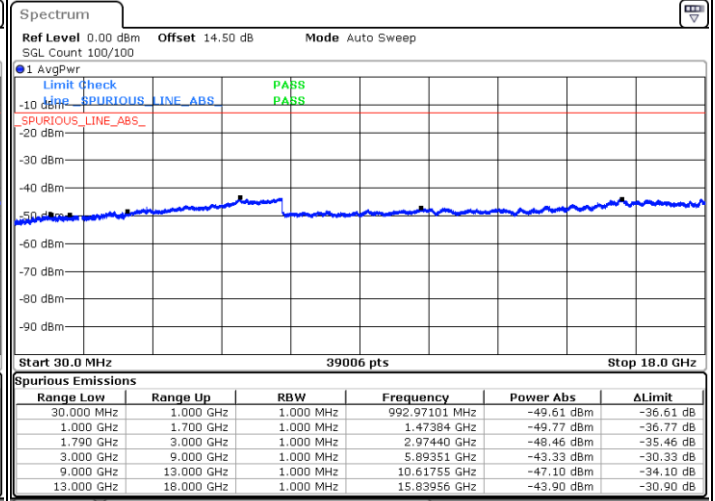
64QAM

MiddleChannel / 1RB0 and 1RB24

Middle Channel / 1RB14 and 1RB0



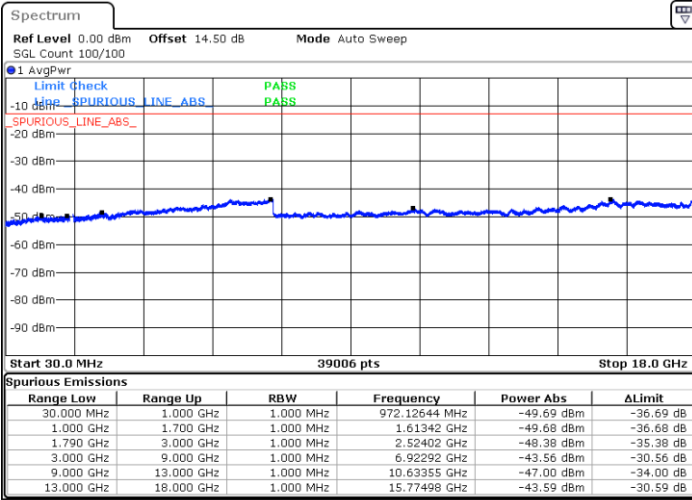
Date: 31.DEC.2020 21:32:01



Date: 31.DEC.2020 21:32:59

Middle Channel / FullIRB

N/A



Date: 31.DEC.2020 21:24:54

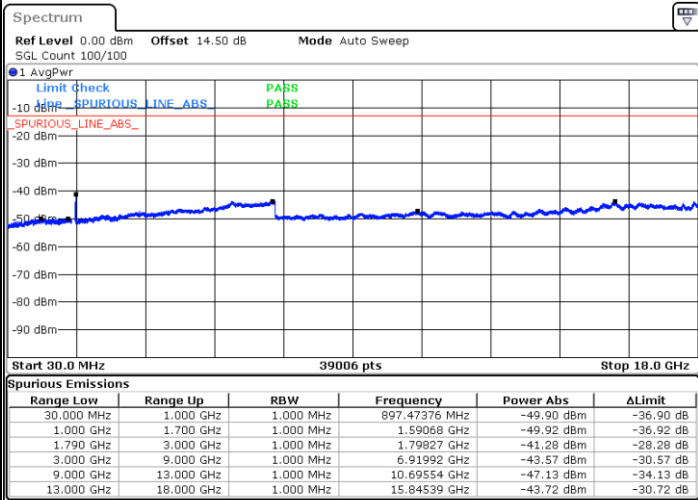


LTE Band 66B / 5MHz+5MHz

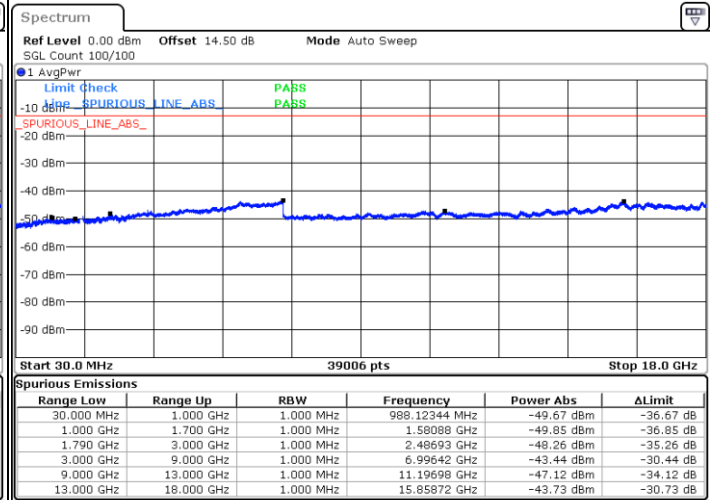
64QAM

Highest Channel / 1RB0 and 1RB24

Highest Channel / 1RB14 and 1RB0



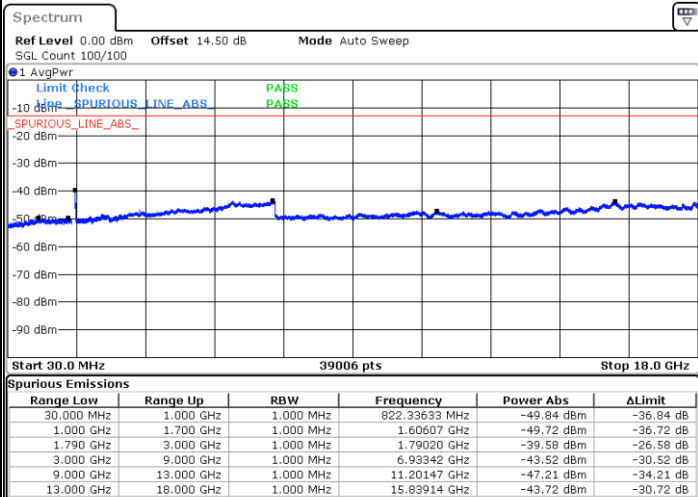
Date: 31.DEC.2020 21:42:46



Date: 31.DEC.2020 21:48:41

Highest Channel / FullIRB

N/A



Date: 31.DEC.2020 21:41:24

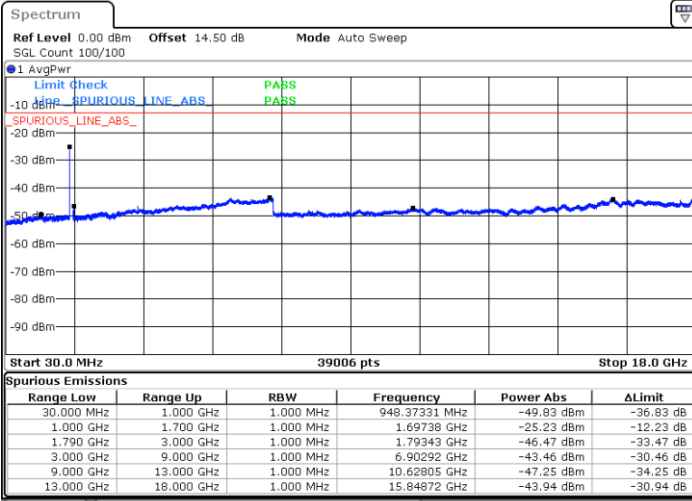


LTE Band 66B / 5MHz+10MHz

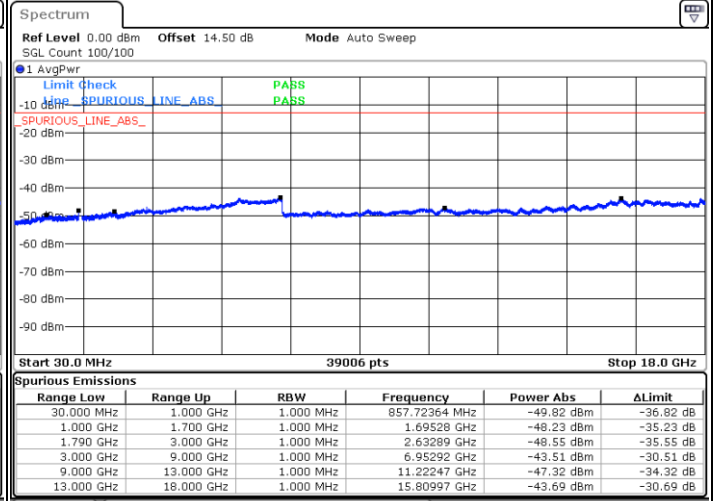
64QAM

Lowest Channel / 1RB0 and 1RB14

Lowest Channel / 1RB24 and 1RB0



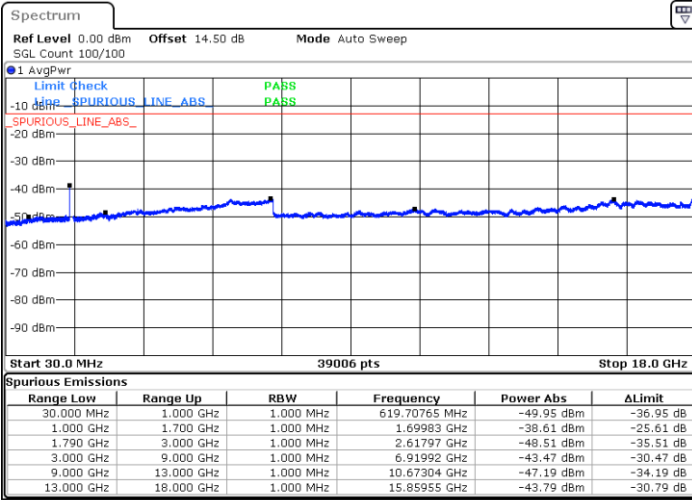
Date: 31.DEC.2020 22:02:31



Date: 31.DEC.2020 22:09:16

Lowest Channel / FullIRB

N/A



Date: 31.DEC.2020 22:00:34

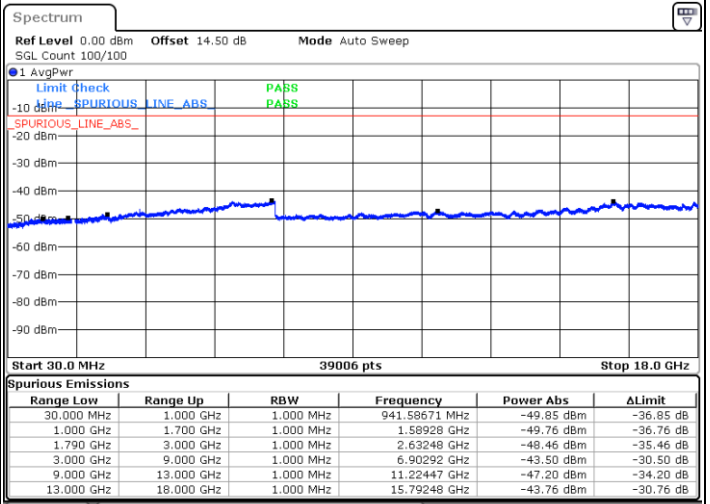
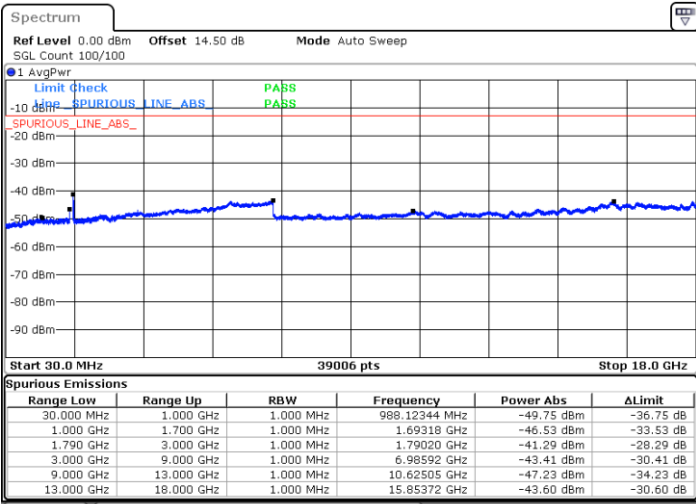


LTE Band 66B / 5MHz+10MHz

64QAM

Middle Channel / 1RB0 and 1RB14

Middle Channel / 1RB24 and 1RB0

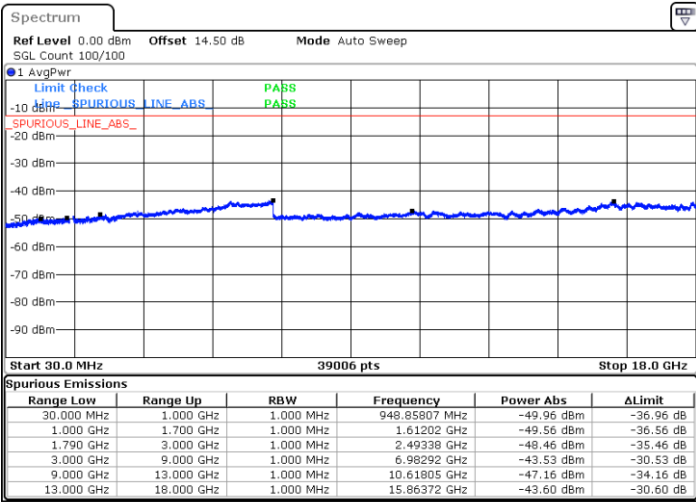


Date: 31.DEC.2020 22:20:00

Date: 31.DEC.2020 22:21:28

Middle Channel / FullIRB

N/A



Date: 31.DEC.2020 22:12:42

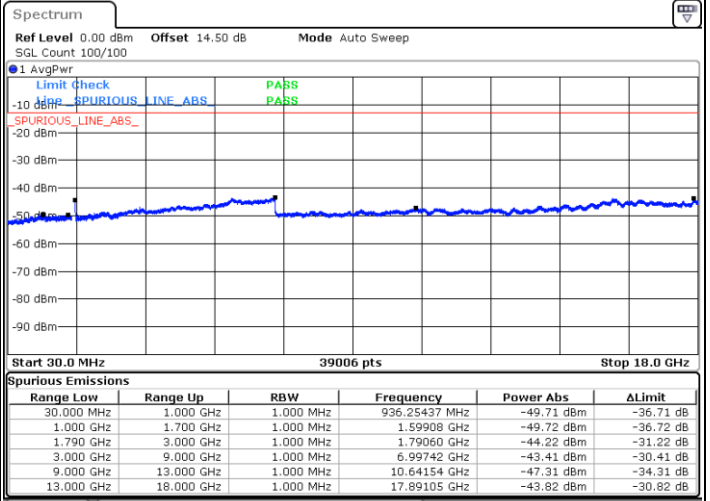
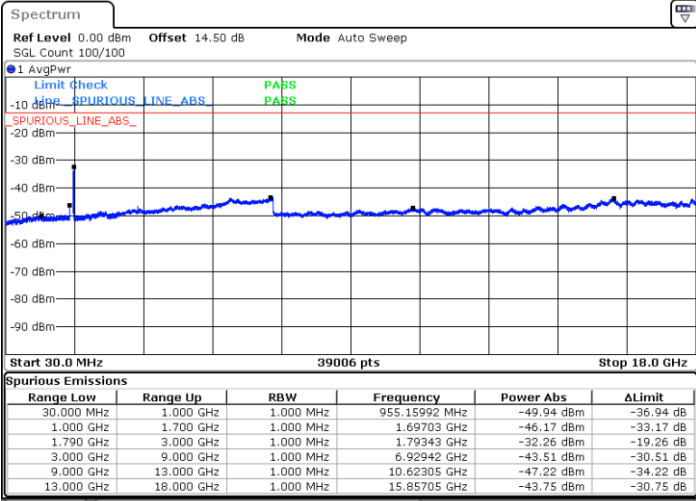


LTE Band 66B / 5MHz+10MHz

64QAM

Highest Channel / 1RB0 and 1RB14

Highest Channel / 1RB24 and 1RB0

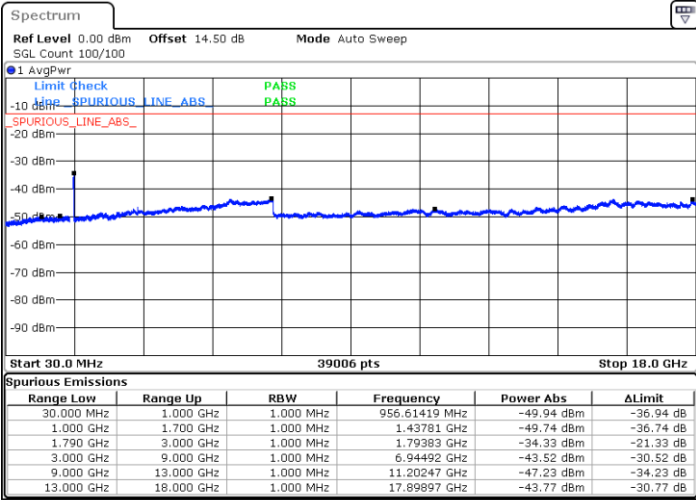


Date: 31.DEC.2020 22:48:09

Date: 31.DEC.2020 23:08:14

Highest Channel / FullIRB

N/A



Date: 31.DEC.2020 22:46:12

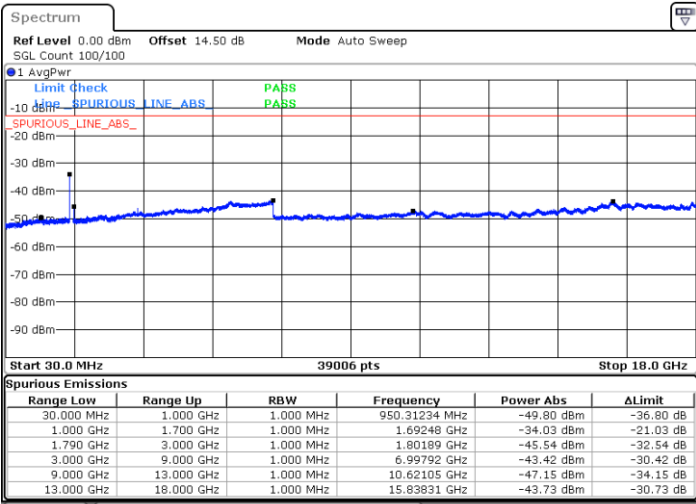


LTE Band 66B / 5MHz+15MHz

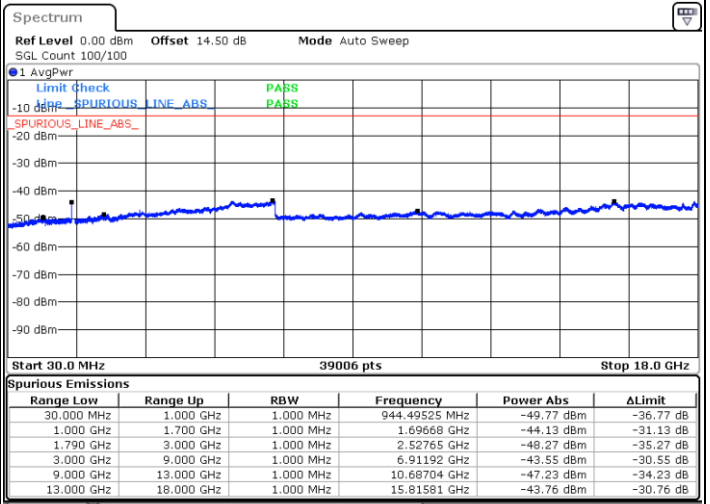
64QAM

Lowest Channel / 1RB0 and 1RB49

Lowest Channel / 1RB24 and 1RB0



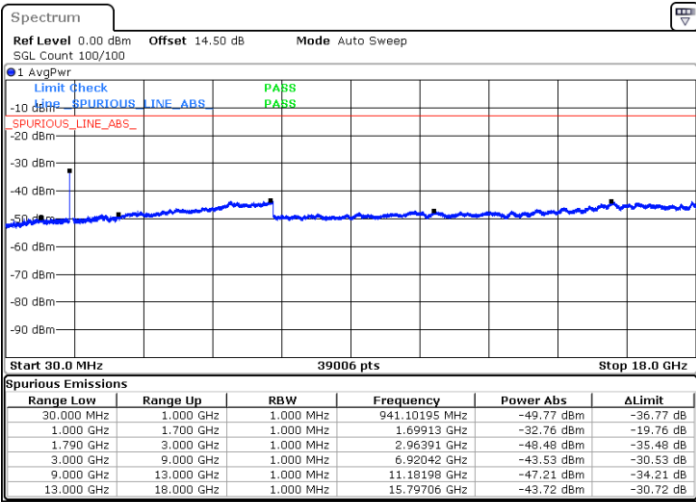
Date: 1.JAN.2021 00:43:04



Date: 1.JAN.2021 00:49:17

Lowest Channel / FullIRB

N/A



Date: 1.JAN.2021 00:41:43

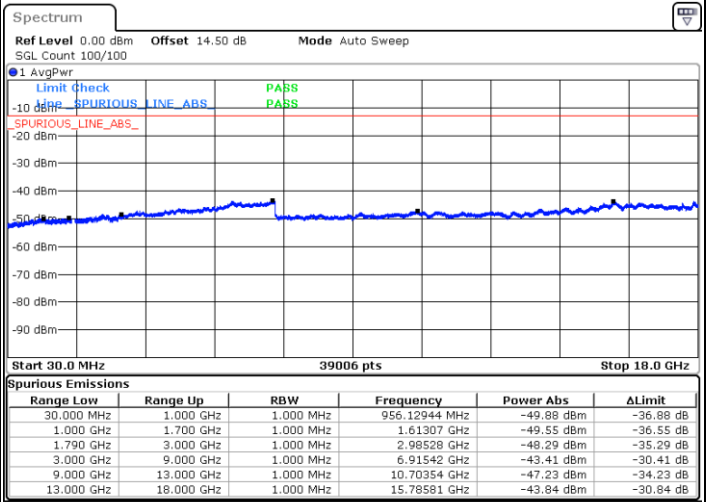
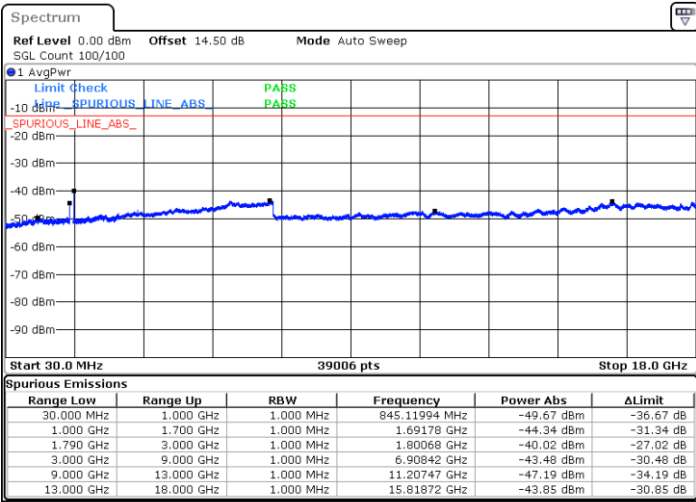


LTE Band 66B / 5MHz+15MHz

64QAM

Middle Channel / 1RB0 and 1RB49

Middle Channel / 1RB24 and 1RB0

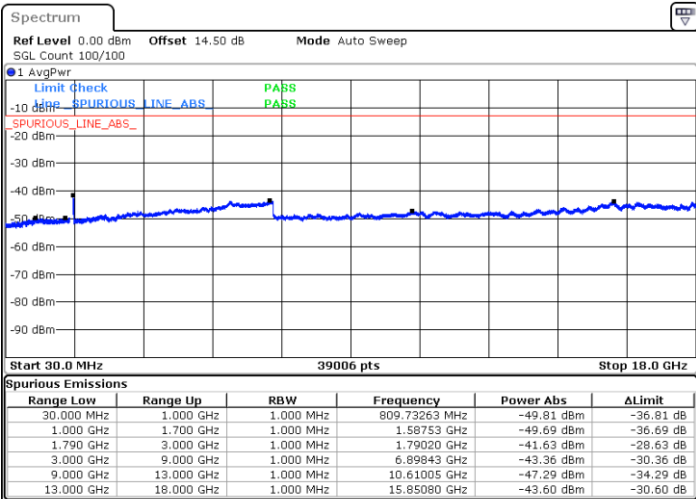


Date: 1.JAN.2021 00:57:21

Date: 1.JAN.2021 01:02:20

Middle Channel / FullRB

N/A



Date: 1.JAN.2021 00:56:25

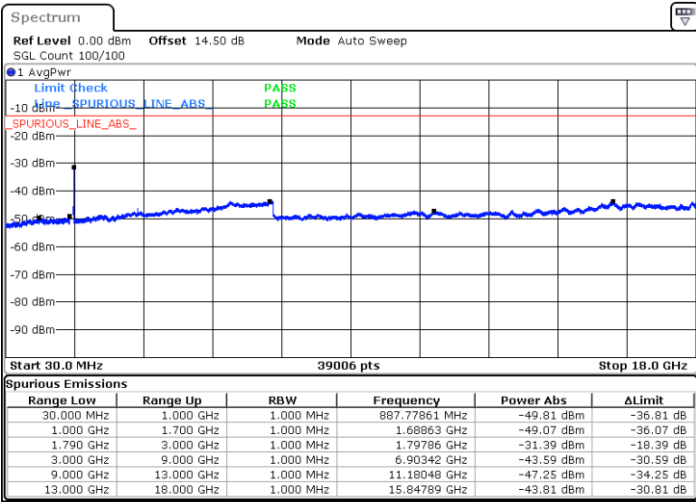


LTE Band 66B / 5MHz+15MHz

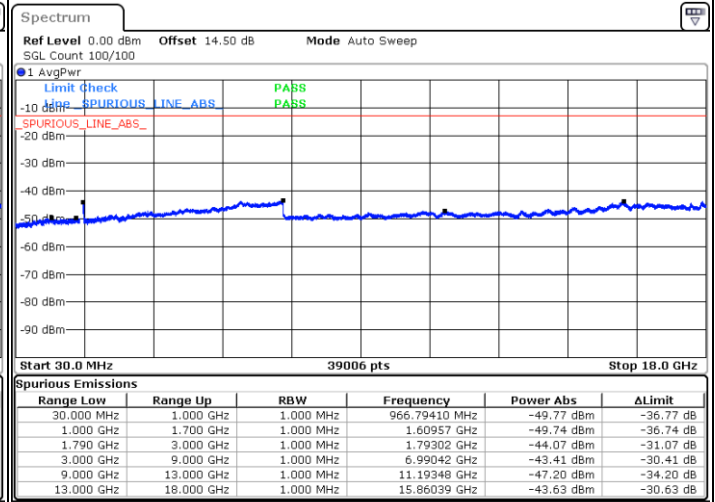
64QAM

Highest Channel / 1RB0 and 1RB49

Highest Channel / 1RB24 and 1RB0



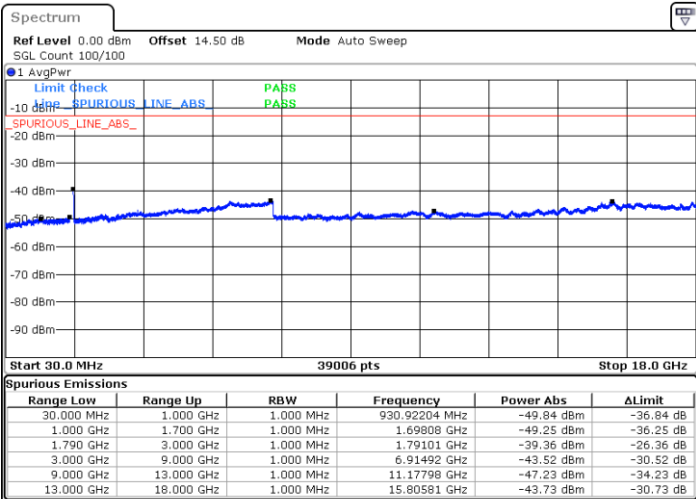
Date: 1.JAN.2021 01:11:41



Date: 1.JAN.2021 01:20:12

Highest Channel / FullIRB

N/A



Date: 1.JAN.2021 01:09:18

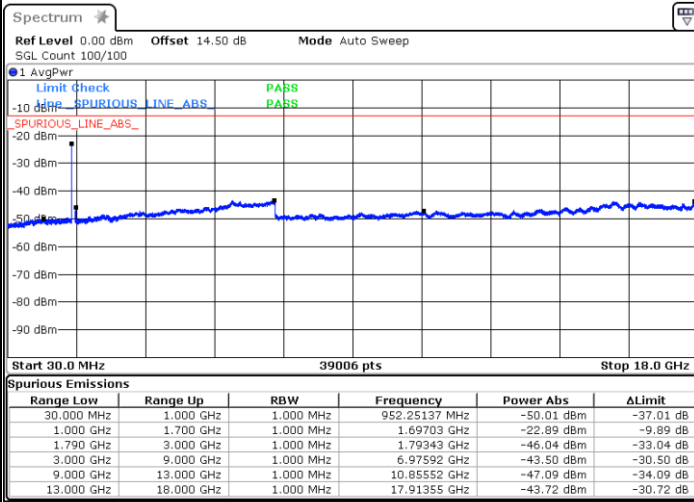


LTE Band 66B / 10MHz+5MHz

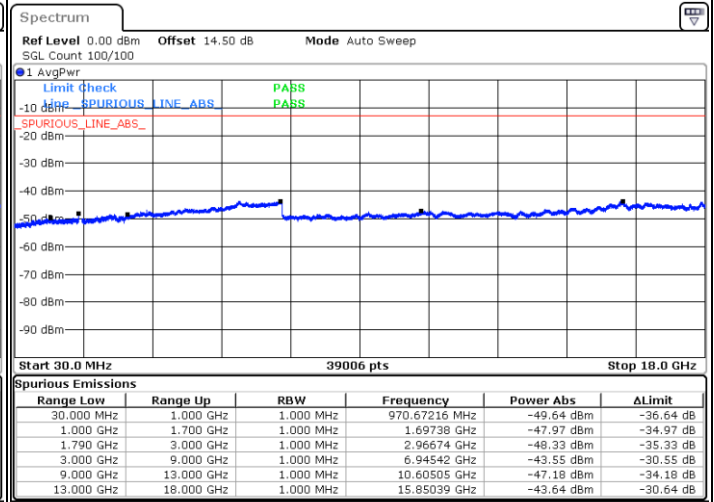
64QAM

Lowest Channel / 1RB0 and 1RB24

Lowest Channel / 1RB49 and 1RB0



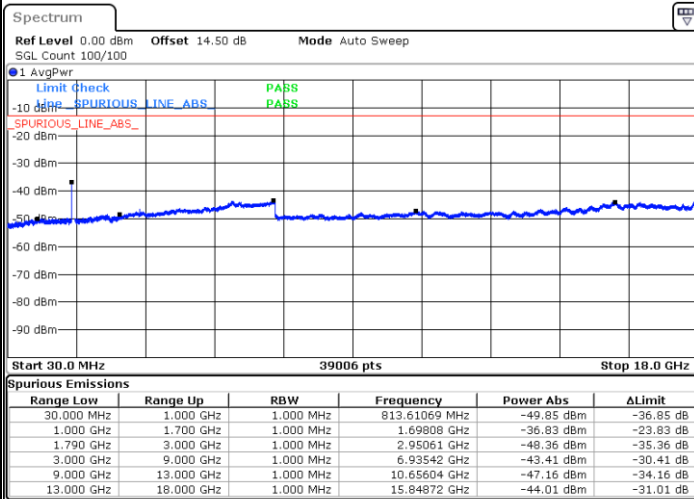
Date: 31.DEC.2020 23:19:56



Date: 31.DEC.2020 23:21:32

Lowest Channel / FullRB

N/A



Date: 31.DEC.2020 23:12:28

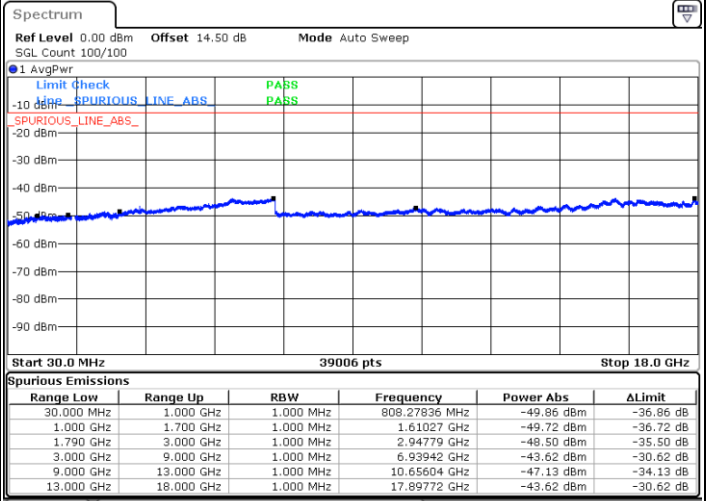
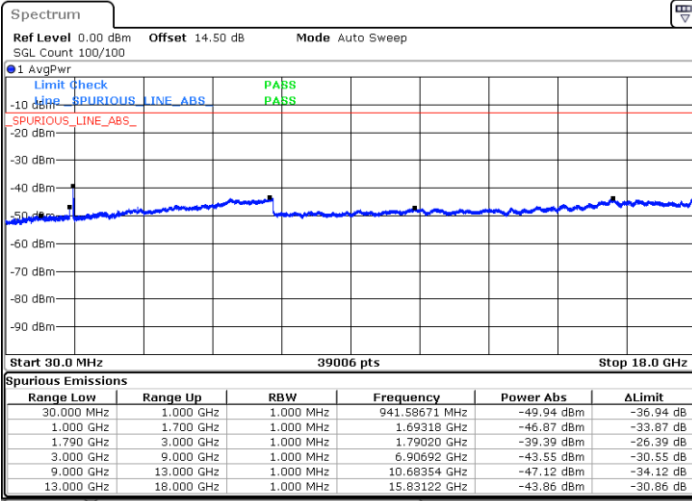


LTE Band 66B / 10MHz+5MHz

64QAM

Middle Channel / 1RB0 and 1RB24

Middle Channel / 1RB49 and 1RB0

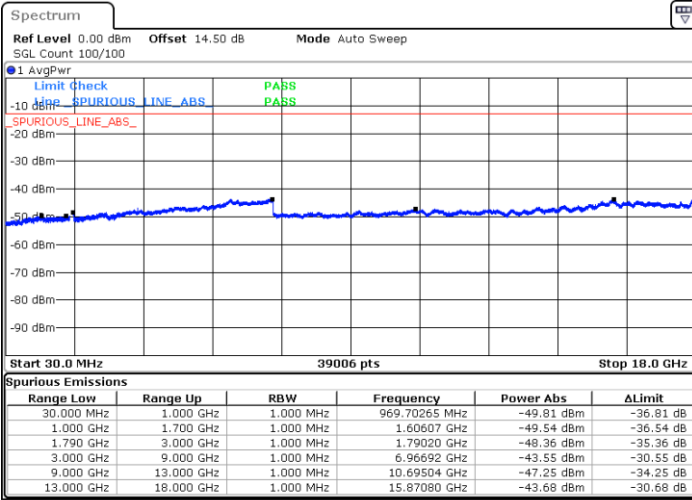


Date: 31.DEC.2020 23:31:39

Date: 31.DEC.2020 23:37:26

Middle Channel / FullIRB

N/A



Date: 31.DEC.2020 23:30:32

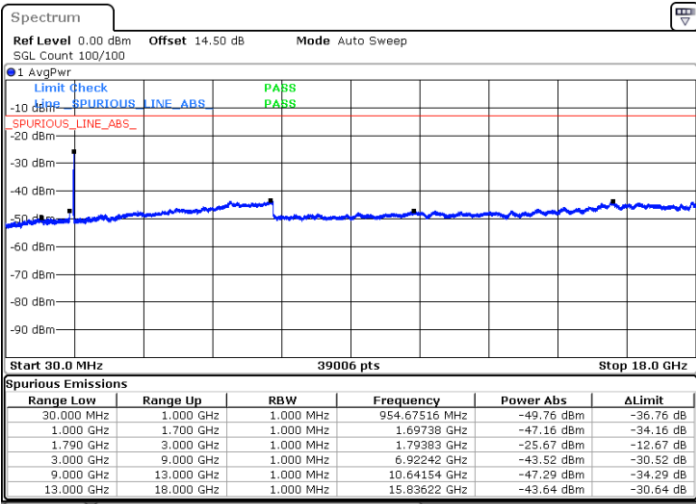


LTE Band 66B / 10MHz+5MHz

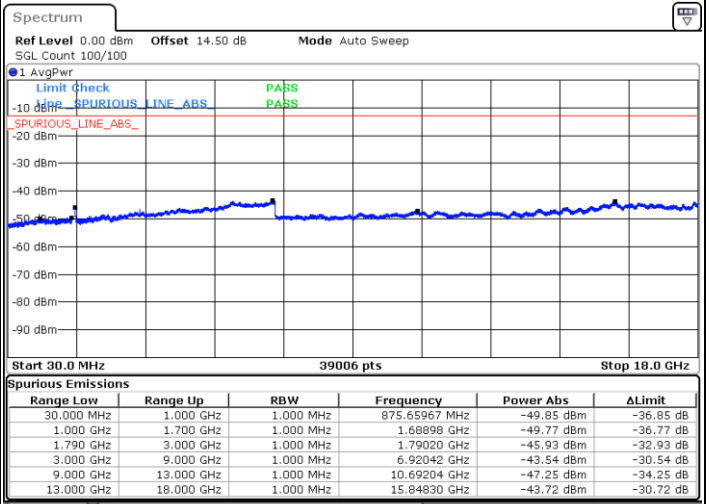
64QAM

Highest Channel / 1RB0 and 1RB24

Highest Channel / 1RB49 and 1RB0



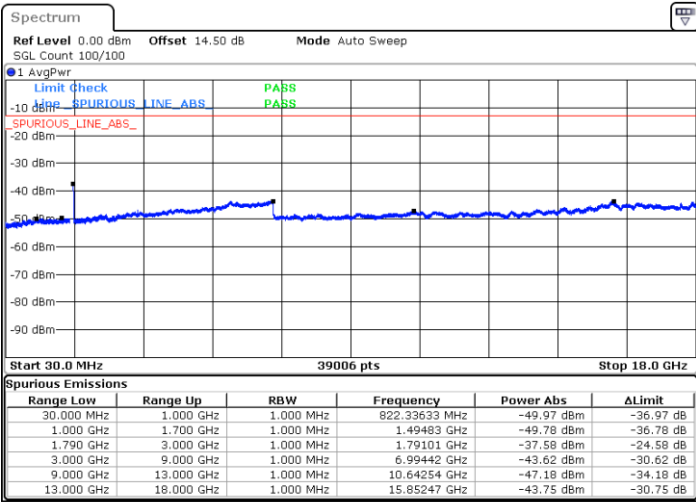
Date: 1.JAN.2021 00:27:08



Date: 1.JAN.2021 00:33:59

Highest Channel / FullIRB

N/A



Date: 1.JAN.2021 00:23:48

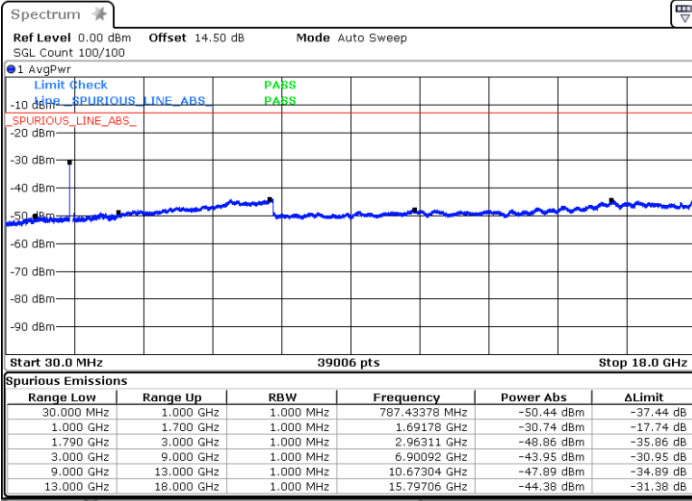


LTE Band 66B / 10MHz+10MHz

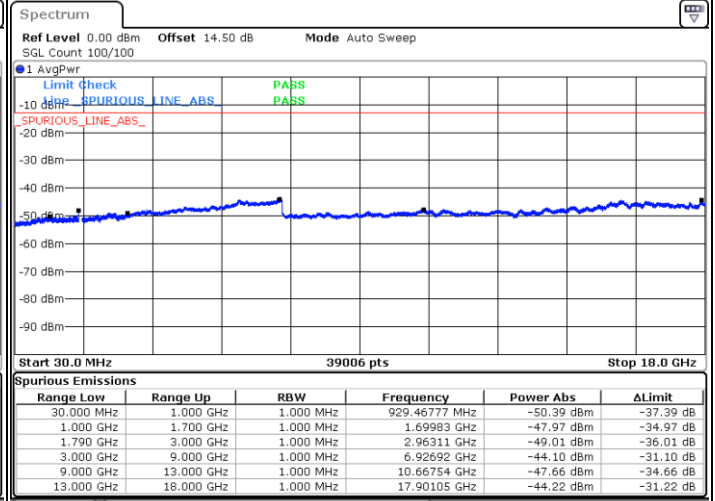
64QAM

Lowest Channel / 1RB0 and 1RB49

Lowest Channel / 1RB49 and 1RB0



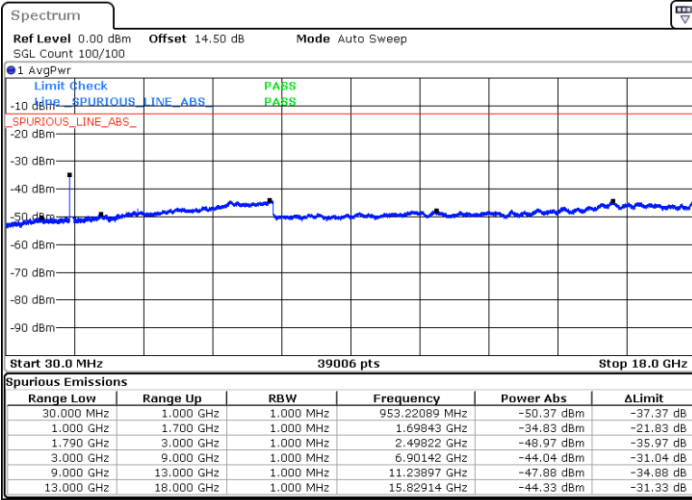
Date: 2.JAN.2021 19:36:40



Date: 2.JAN.2021 19:46:40

Lowest Channel / FullIRB

N/A



Date: 2.JAN.2021 19:34:56

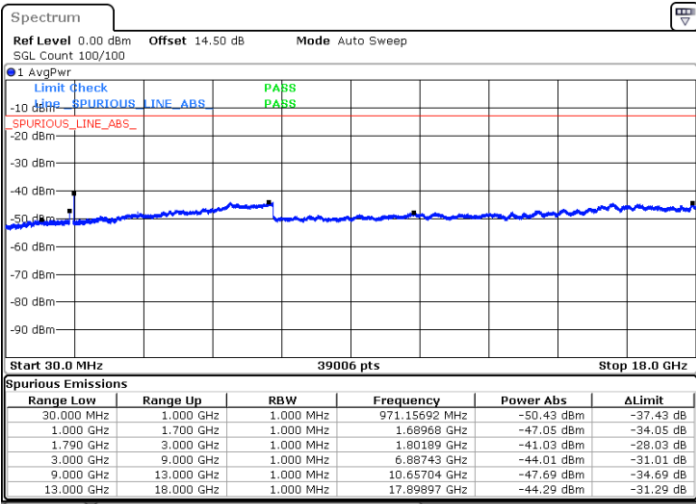


LTE Band 66B / 10MHz+10MHz

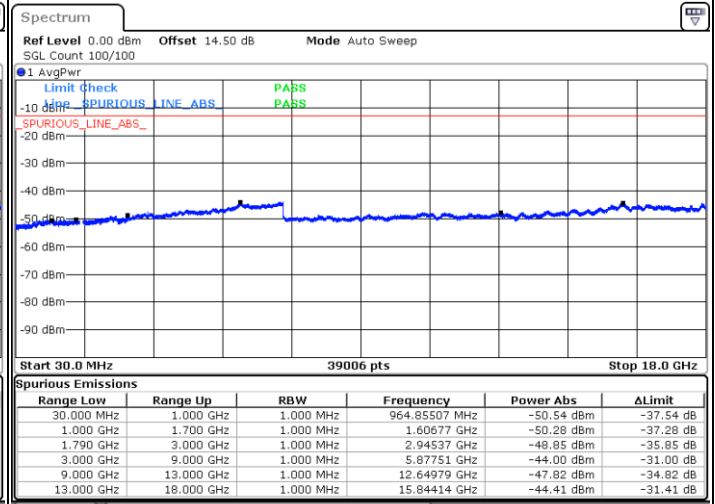
64QAM

Middle Channel / 1RB0 and 1RB49

Middle Channel / 1RB49 and 1RB0



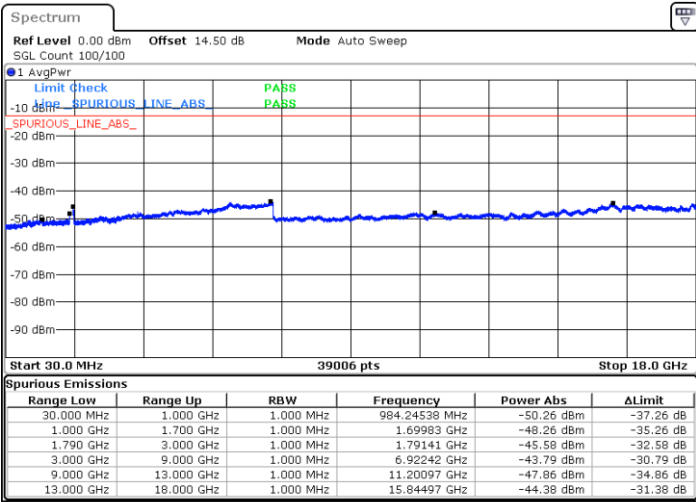
Date: 2.JAN.2021 19:52:52



Date: 2.JAN.2021 20:00:16

Middle Channel / FullIRB

N/A



Date: 2.JAN.2021 19:51:32

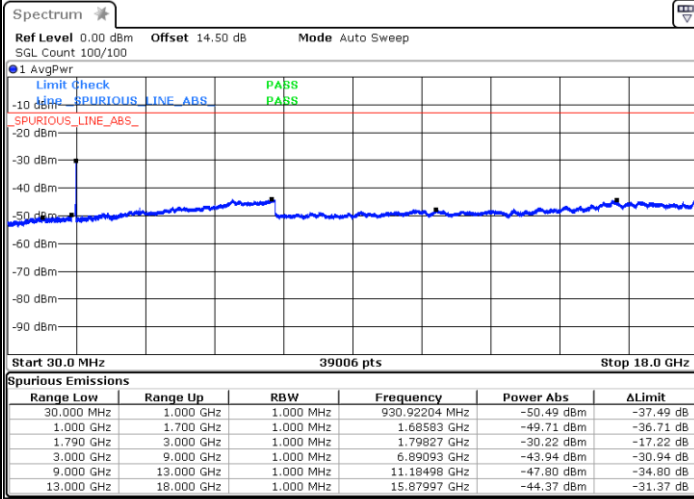


LTE Band 66B / 10MHz+10MHz

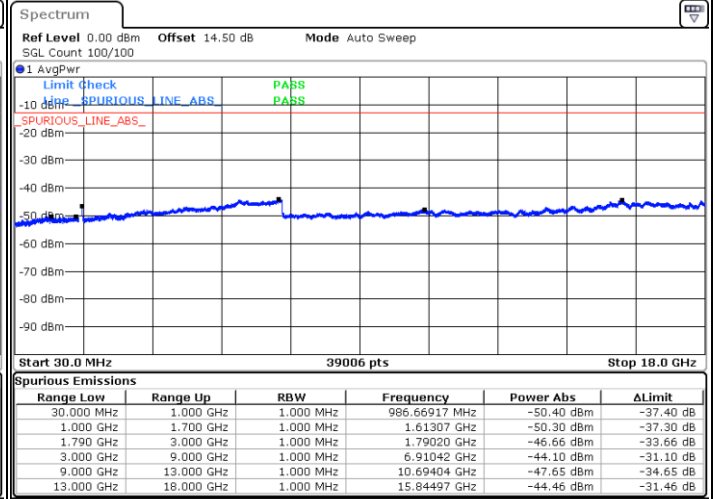
64QAM

Highest Channel / 1RB0 and 1RB49

Highest Channel / 1RB49 and 1RB0



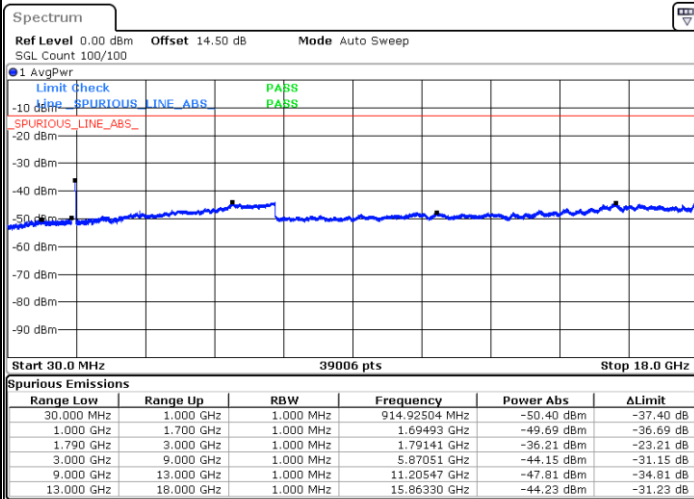
Date: 2.JAN.2021 20:10:31



Date: 2.JAN.2021 20:19:12

Highest Channel / FullIRB

N/A



Date: 2.JAN.2021 20:07:53

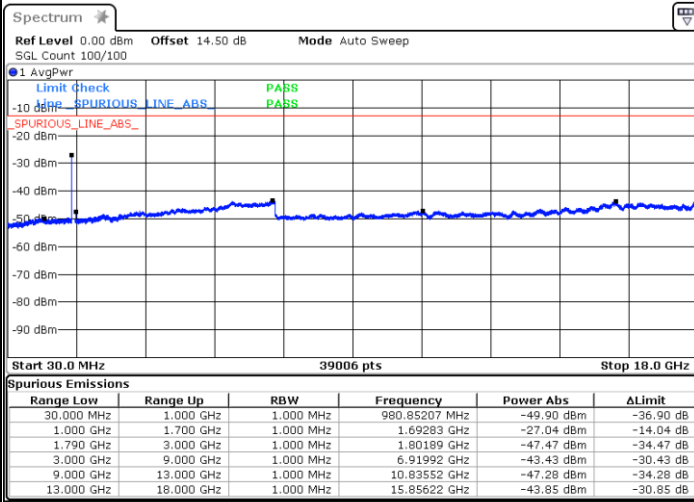


LTE Band 66B / 15MHz+5MHz

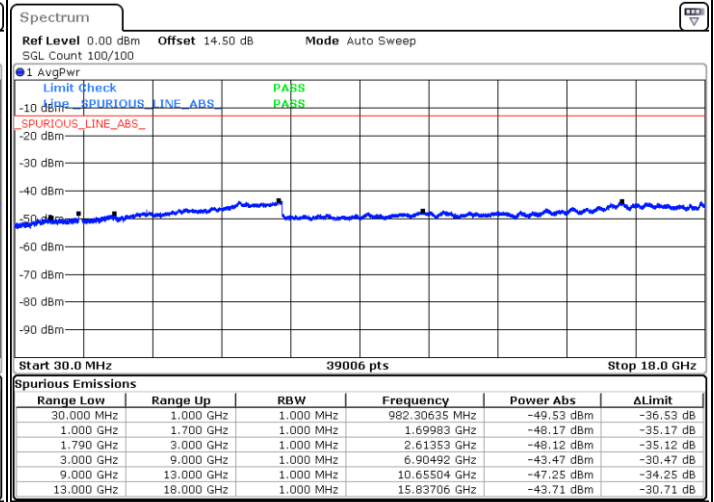
64QAM

Lowest Channel / 1RB0 and 1RB49

Lowest Channel / 1RB49 and 1RB0



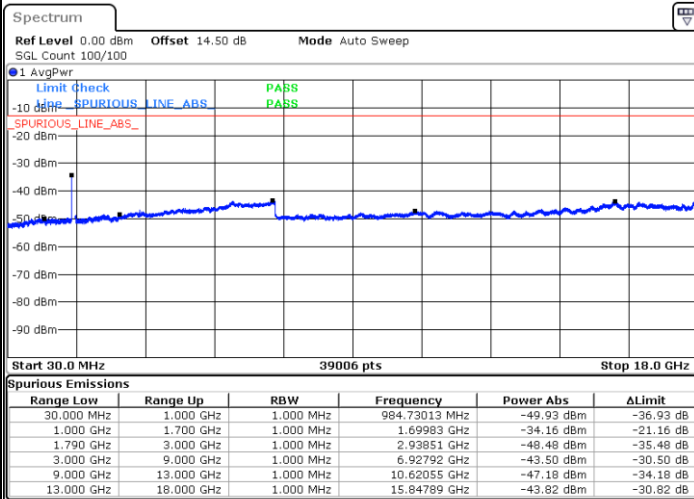
Date: 1.JAN.2021 01:30:30



Date: 1.JAN.2021 01:37:32

Lowest Channel / FullIRB

N/A



Date: 1.JAN.2021 01:28:10

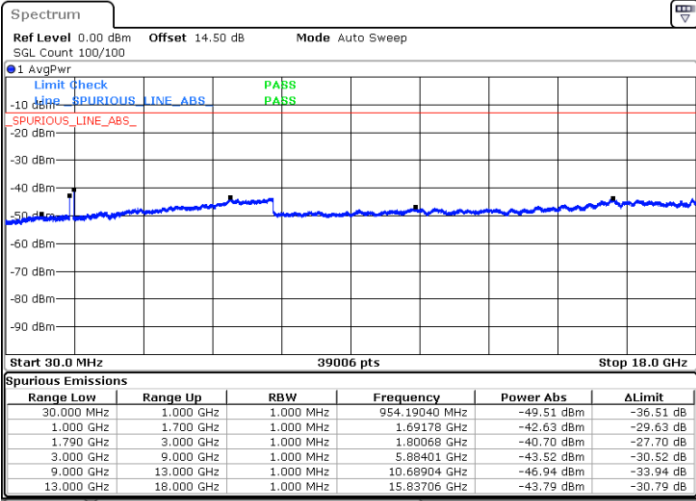


LTE Band 66B / 15MHz+5MHz

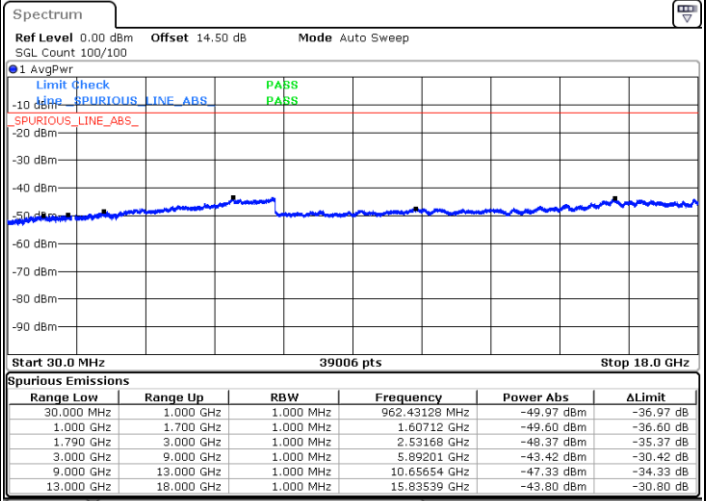
64QAM

Middle Channel / 1RB0 and 1RB49

Middle Channel / 1RB49 and 1RB0



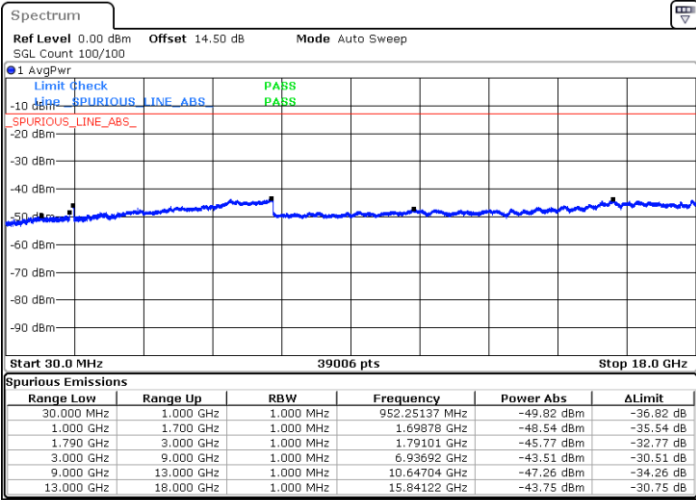
Date: 1.JAN.2021 01:51:27



Date: 1.JAN.2021 01:52:34

Middle Channel / FullIRB

N/A



Date: 1.JAN.2021 01:44:48

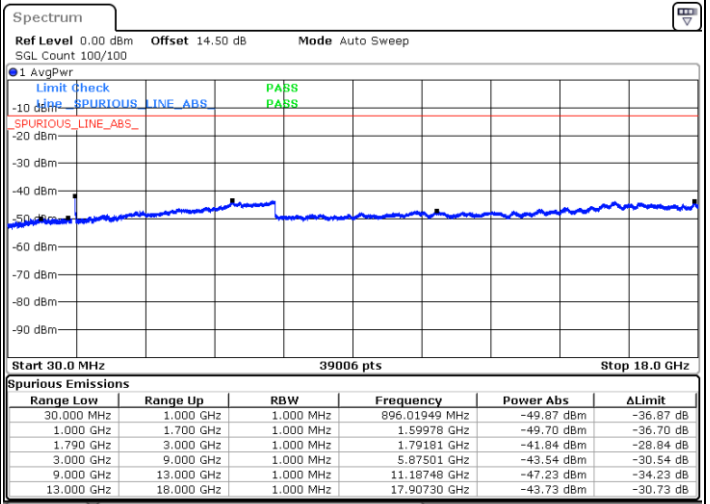
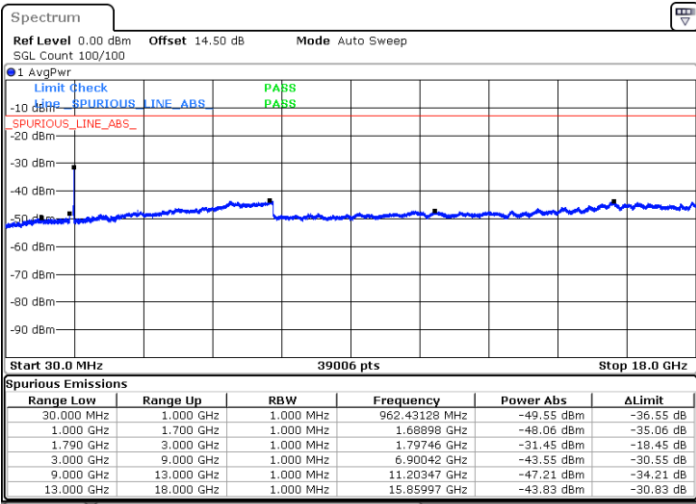


LTE Band 66B / 15MHz+5MHz

64QAM

Highest Channel / 1RB0 and 1RB49

Highest Channel / 1RB49 and 1RB0

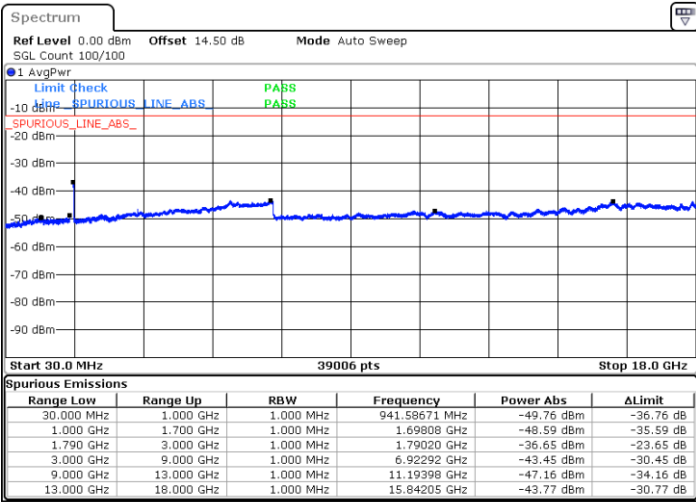


Date: 1.JAN.2021 02:02:46

Date: 1.JAN.2021 02:09:30

Highest Channel / FullIRB

N/A



Date: 1.JAN.2021 02:01:24



Appendix B. Test Results of Radiated Test

Radiated Spurious Emission

LTE Band 25 / 20MHz / QPSK									
Channel	Frequency (MHz)	EIRP (dBm)	Limit (dBm)	Over Limit (dB)	SPA Reading (dBm)	S.G. Power (dBm)	TX Cable loss (dB)	TX Antenna Gain (dBi)	Polarization (H/V)
Lowest	3702	-61.33	-13	-48.33	-75.87	-68.09	5.82	12.58	H
	5553	-60.52	-13	-47.52	-78.05	-66.24	7.28	13.00	H
	7404	-54.65	-13	-41.65	-77.36	-57.81	8.32	11.48	H
	3702	-61.09	-13	-48.09	-75.92	-67.85	5.82	12.58	V
	5553	-60.60	-13	-47.60	-78.18	-66.32	7.28	13.00	V
	7404	-54.52	-13	-41.52	-77.27	-57.68	8.32	11.48	V
Middle	3747	-61.39	-13	-48.39	-76.02	-68.14	5.85	12.60	H
	5620.5	-60.28	-13	-47.28	-78.01	-66.08	7.30	13.10	H
	7494	-54.86	-13	-41.86	-77.21	-58.01	8.35	11.50	H
	3747	-61.11	-13	-48.11	-75.95	-67.86	5.85	12.60	V
	5620.5	-60.44	-13	-47.44	-78.08	-66.24	7.30	13.10	V
	7494	-55.22	-13	-42.22	-77.49	-58.37	8.35	11.50	V
Highest	3792	-61.47	-13	-48.47	-76.18	-68.21	5.88	12.62	H
	5688	-59.83	-13	-46.83	-77.75	-65.64	7.32	13.13	H
	7584	-55.26	-13	-42.26	-77.44	-58.42	8.38	11.54	H
	3792	-61.47	-13	-48.47	-76.3	-68.21	5.88	12.62	V
	5688	-59.88	-13	-46.88	-77.8	-65.69	7.32	13.13	V
	7584	-55.56	-13	-42.56	-77.53	-58.72	8.38	11.54	V

Remark: Spurious emissions within 30-1000MHz were found more than 20dB below limit line.



LTE Band 26 / 15MHz / QPSK									
Channel	Frequency (MHz)	EIRP (dBm)	Limit (dBm)	Over Limit (dB)	SPA Reading (dBm)	S.G. Power (dBm)	TX Cable loss (dB)	TX Antenna Gain (dBi)	Polarization (H/V)
Lowest	1649.5	-66.40	-13	-53.40	-72.66	-69.63	3.98	9.36	H
	2474.25	-64.07	-13	-51.07	-74.42	-67.62	4.85	10.55	H
	3299	-63.14	-13	-50.14	-75.55	-68.07	5.50	12.58	H
	1649.5	-66.36	-13	-53.36	-72.50	-69.59	3.98	9.36	V
	2474.25	-63.68	-13	-50.68	-74.38	-67.23	4.85	10.55	V
	3299	-62.85	-13	-49.85	-75.71	-67.78	5.50	12.58	V
Middle	1659.5	-66.26	-13	-53.26	-72.52	-69.51	4.00	9.40	H
	2489.25	-63.87	-13	-50.87	-74.17	-67.44	4.88	10.60	H
	3319	-63.68	-13	-50.68	-75.93	-68.61	5.52	12.60	H
	1659.5	-66.43	-13	-53.43	-72.50	-69.68	4.00	9.40	V
	2489.25	-63.51	-13	-50.51	-74.16	-67.08	4.88	10.60	V
	3319	-63.25	-13	-50.25	-75.92	-68.18	5.52	12.60	V
Highest	1669.5	-66.28	-13	-53.28	-72.51	-69.45	4.10	9.42	H
	2504.25	-63.92	-13	-50.92	-74.18	-67.50	4.90	10.63	H
	3339	-63.46	-13	-50.46	-75.55	-68.38	5.55	12.62	H
	1669.5	-66.55	-13	-53.55	-72.52	-69.72	4.10	9.42	V
	2504.25	-63.55	-13	-50.55	-74.15	-67.13	4.90	10.63	V
	3339	-63.24	-13	-50.24	-75.72	-68.16	5.55	12.62	V

Remark: Spurious emissions within 30-1000MHz were found more than 20dB below limit line.



LTE Band 66 / 20MHz / QPSK									
Channel	Frequency (MHz)	EIRP (dBm)	Limit (dBm)	Over Limit (dB)	SPA Reading (dBm)	S.G. Power (dBm)	TX Cable loss (dB)	TX Antenna Gain (dBi)	Polarization (H/V)
Lowest	3422	-63.41	-13	-50.41	-75.67	-70.29	5.60	12.48	H
	5133	-60.55	-13	-47.55	-78.04	-66.23	7.10	12.78	H
	6844	-57.17	-13	-44.17	-77.62	-60.56	8.38	11.77	H
	3422	-62.52	-13	-49.52	-75.34	-69.40	5.60	12.48	V
	5133	-60.44	-13	-47.44	-77.87	-66.12	7.10	12.78	V
	6844	-57.51	-13	-44.51	-77.72	-60.90	8.38	11.77	V
Middle	3472	-62.87	-13	-49.87	-75.69	-69.72	5.65	12.50	H
	5208	-60.20	-13	-47.20	-77.66	-65.87	7.13	12.80	H
	6944	-56.46	-13	-43.46	-77.37	-59.86	8.40	11.80	H
	3472	-62.56	-13	-49.56	-75.93	-69.41	5.65	12.50	V
	5208	-59.66	-13	-46.66	-77.07	-65.33	7.13	12.80	V
	6944	-56.74	-13	-43.74	-77.7	-60.14	8.40	11.80	V
Highest	3522	-62.67	-13	-49.67	-76.07	-69.51	5.68	12.52	H
	5283	-60.88	-13	-47.88	-77.84	-66.55	7.15	12.82	H
	7044	-55.94	-13	-42.94	-77.27	-59.37	8.42	11.85	H
	3522	-61.99	-13	-48.99	-75.92	-68.83	5.68	12.52	V
	5283	-60.77	-13	-47.77	-77.78	-66.44	7.15	12.82	V
	7044	-55.93	-13	-42.93	-77.44	-59.36	8.42	11.85	V

Remark: Spurious emissions within 30-1000MHz were found more than 20dB below limit line.



LTE Band 5B_CA / 10MHz + 10MHz / QPSK									
Channel	Frequency (MHz)	EIRP (dBm)	Limit (dBm)	Over Limit (dB)	SPA Reading (dBm)	S.G. Power (dBm)	TX Cable loss (dB)	TX Antenna Gain (dBi)	Polarization (H/V)
Lowest	1649	-66.74	-13	-53.74	-73.00	-69.97	3.98	9.36	H
	2473.5	-64.14	-13	-51.14	-74.49	-67.69	4.85	10.55	H
	3298	-62.80	-13	-49.80	-75.21	-67.73	5.50	12.58	H
	1649	-66.53	-13	-53.53	-72.68	-69.76	3.98	9.36	V
	2473.5	-63.55	-13	-50.55	-74.26	-67.10	4.85	10.55	V
	3298	-62.71	-13	-49.71	-75.58	-67.64	5.50	12.58	V
Middle	1654.2	-65.99	-13	-52.99	-72.27	-69.24	4.00	9.40	H
	2481.3	-63.60	-13	-50.60	-73.92	-67.17	4.88	10.60	H
	3308.4	-63.18	-13	-50.18	-75.52	-68.11	5.52	12.60	H
	1654.2	-65.87	-13	-52.87	-72.00	-69.12	4.00	9.40	V
	2481.3	-63.55	-13	-50.55	-74.23	-67.12	4.88	10.60	V
	3308.4	-63.03	-13	-50.03	-75.81	-67.96	5.52	12.60	V
Highest	1659.2	-66.48	-13	-53.48	-72.74	-69.65	4.10	9.42	H
	2488.8	-63.87	-13	-50.87	-74.17	-67.45	4.90	10.63	H
	3318.4	-63.94	-13	-50.94	-76.20	-68.86	5.55	12.62	H
	1659.2	-66.46	-13	-53.46	-72.54	-69.63	4.10	9.42	V
	2488.8	-63.85	-13	-50.85	-74.50	-67.43	4.90	10.63	V
	3318.4	-63.35	-13	-50.35	-76.03	-68.27	5.55	12.62	V

Remark: Spurious emissions within 30-1000MHz were found more than 20dB below limit line.



LTE Band 66B_CA / 10MHz + 10MHz / QPSK									
Channel	Frequency (MHz)	EIRP (dBm)	Limit (dBm)	Over Limit (dB)	SPA Reading (dBm)	S.G. Power (dBm)	TX Cable loss (dB)	TX Antenna Gain (dBi)	Polarization (H/V)
Lowest	3412	-63.63	-13	-50.63	-75.77	-70.51	5.60	12.48	H
	5131.5	-59.83	-13	-46.83	-77.32	-65.51	7.10	12.78	H
	6842	-57.53	-13	-44.53	-77.97	-60.92	8.38	11.77	H
	3412	-63.22	-13	-50.22	-75.93	-70.10	5.60	12.48	V
	5131.5	-59.97	-13	-46.97	-77.4	-65.65	7.10	12.78	V
	6842	-58.08	-13	-45.08	-78.27	-61.47	8.38	11.77	V
Middle	3491.2	-62.88	-13	-49.88	-75.92	-69.73	5.65	12.50	H
	5236.8	-60.87	-13	-47.87	-77.98	-66.54	7.13	12.80	H
	6982.4	-57.10	-13	-44.10	-78.19	-60.50	8.40	11.80	H
	3491.2	-62.32	-13	-49.32	-75.89	-69.17	5.65	12.50	V
	5236.8	-60.78	-13	-47.78	-77.84	-66.45	7.13	12.80	V
	6982.4	-56.56	-13	-43.56	-77.81	-59.96	8.40	11.80	V
Highest	3541	-62.99	-13	-49.99	-76.62	-69.83	5.68	12.52	H
	5311.5	-61.55	-13	-48.55	-78.51	-67.22	7.15	12.82	H
	7082	-56.06	-13	-43.06	-77.53	-59.49	8.42	11.85	H
	3541	-62.47	-13	-49.47	-76.62	-69.31	5.68	12.52	V
	5311.5	-61.03	-13	-48.03	-78.12	-66.70	7.15	12.82	V
	7082	-55.62	-13	-42.62	-77.23	-59.05	8.42	11.85	V

Remark: Spurious emissions within 30-1000MHz were found more than 20dB below limit line.



LTE Band 66C_CA / 20MHz + 20MHz / QPSK									
Channel	Frequency (MHz)	EIRP (dBm)	Limit (dBm)	Over Limit (dB)	SPA Reading (dBm)	S.G. Power (dBm)	TX Cable loss (dB)	TX Antenna Gain (dBi)	Polarization (H/V)
Lowest	3461.6	-63.35	-13	-50.35	-76.06	-70.23	5.60	12.48	H
	5192.4	-59.96	-13	-46.96	-77.51	-65.64	7.10	12.78	H
	6923.2	-57.39	-13	-44.39	-78.21	-60.78	8.38	11.77	H
	3461.6	-62.93	-13	-49.93	-76.19	-69.81	5.60	12.48	V
	5192.4	-60.06	-13	-47.06	-77.55	-65.74	7.10	12.78	V
	6923.2	-57.52	-13	-44.52	-78.32	-60.91	8.38	11.77	V
Middle	3472.2	-63.05	-13	-50.05	-75.88	-69.90	5.65	12.50	H
	5208.3	-60.28	-13	-47.28	-77.74	-65.95	7.13	12.80	H
	6944.4	-57.61	-13	-44.61	-78.52	-61.01	8.40	11.80	H
	3472.2	-62.43	-13	-49.43	-75.8	-69.28	5.65	12.50	V
	5208.3	-60.30	-13	-47.30	-77.71	-65.97	7.13	12.80	V
	6944.4	-57.23	-13	-44.23	-78.19	-60.63	8.40	11.80	V
Highest	3482.4	-62.99	-13	-49.99	-75.93	-69.83	5.68	12.52	H
	5223.6	-60.29	-13	-47.29	-77.57	-65.96	7.15	12.82	H
	6964.8	-57.10	-13	-44.10	-78.11	-60.53	8.42	11.85	H
	3482.4	-62.66	-13	-49.66	-76.14	-69.50	5.68	12.52	V
	5223.6	-59.84	-13	-46.84	-77.06	-65.51	7.15	12.82	V
	6964.8	-56.99	-13	-43.99	-78.11	-60.42	8.42	11.85	V

Remark: Spurious emissions within 30-1000MHz were found more than 20dB below limit line.