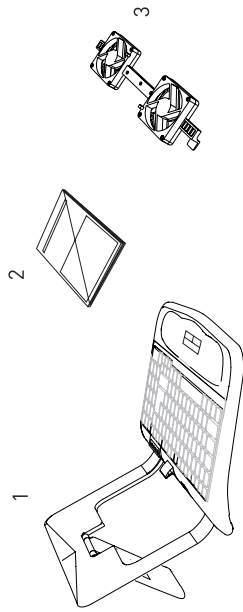




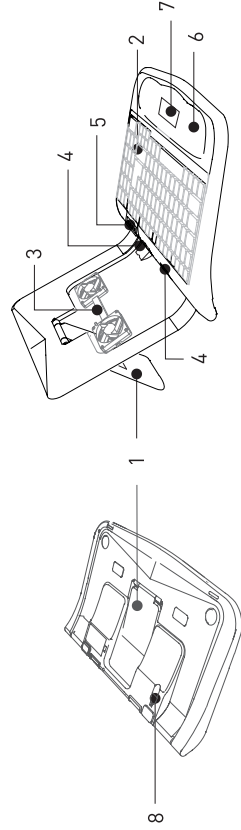
Kind Reminder:
For a better user experience of this product, please carefully read this user guide!
This product compatible with WINDOWS 2000/XP/VISTA,VIN7 OS.

Inside the Package



1. Main Unit 2. User Guide 3. Cooling Fans (Optional)

Product Introduction



1. Stand 2. Keyboard 3. Cooling Fans (Optional) 4. Brackets
5. LED Indicators 6. Non-Slip Pad (Optional)
8. Retractable USB Cable

Installation

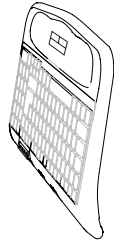


Fig. 1

1. Remove the product

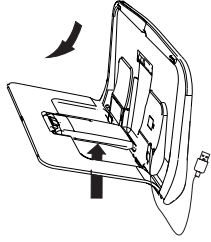


Fig. 2

2. Pull out the USB Cable

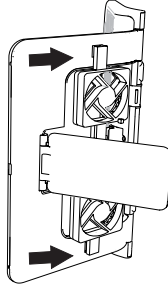


Fig. 4

4. Hang the Cooling Fans

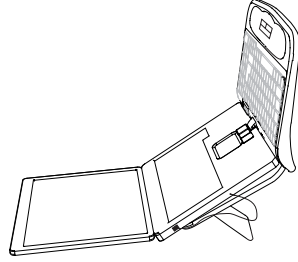


Fig. 6

5. Place the Laptop on the Stand

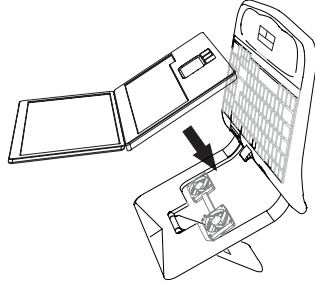



Fig. 5

6. Connect the USB Cable to the laptop 7. install the Keyboard Driver

Use

Your Healthy and Happy working life starts with our product!



Attention:

[Fn]+[Q] turn on/off touchpad function. Default turn on.

Certificates



Announcements

1. This ergonomic product will create a healthier posture while using your laptop computer, but is not intended as a cure for any ailment.
2. This model (JK11UA) is suitable for 12-14 inch laptops. It may be broken by over weight laptops in larger sizes.

Troubleshooting

Q: Keyboard is not responding.

A: Unplug and reseat the USB cable.

FCC NOTE:

THE MANUFACTURER IS NOT RESPONSIBLE FOR ANY RADIO OR TV INTERFERENCE CAUSED BY UNAUTHORIZED MODIFICATIONS TO THIS EQUIPMENT. SUCH MODIFICATIONS COULD VOID THE USER'S AUTHORITY TO OPERATE THE EQUIPMENT.

This device complies with Part 15 of the FCC Rules. Operation is subject to the following two conditions: 1. This device may not cause harmful interference, and 2. This device must accept any interference received, including interference that may cause undesired operation.

Note: This equipment has been tested and found to comply with the limits for a Class B digital device, pursuant to part 15 of the FCC Rules. These limits are designed to provide reasonable protection against harmful interference in a residential installation. This equipment generates, uses and can radiate radio frequency energy and, if not installed and used in accordance with the instructions, may cause harmful interference to radio communications. However, there is no guarantee that interference will not occur in a particular installation. If this equipment does cause harmful interference to radio or television reception, which can be determined by turning the equipment off and on, the user is encouraged to try to correct the interference by one or more of the following measures:

- Reorient or relocate the receiving antenna.
- Increase the separation between the equipment and receiver.
- Connect the equipment into an outlet on a circuit different from that to which the receiver is connected.
- Consult the dealer or an experienced radio/TV technician for help.