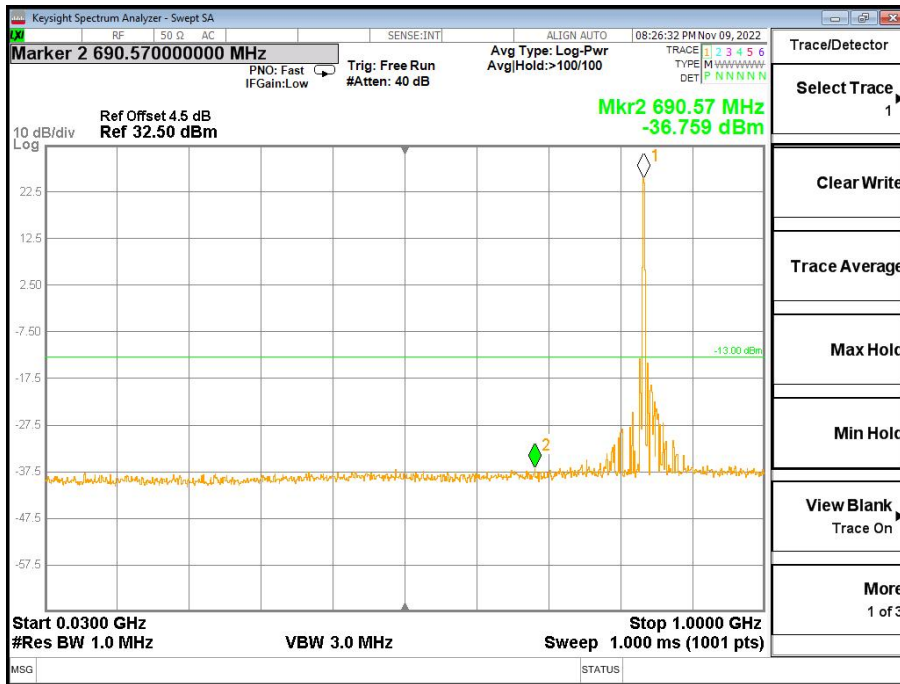
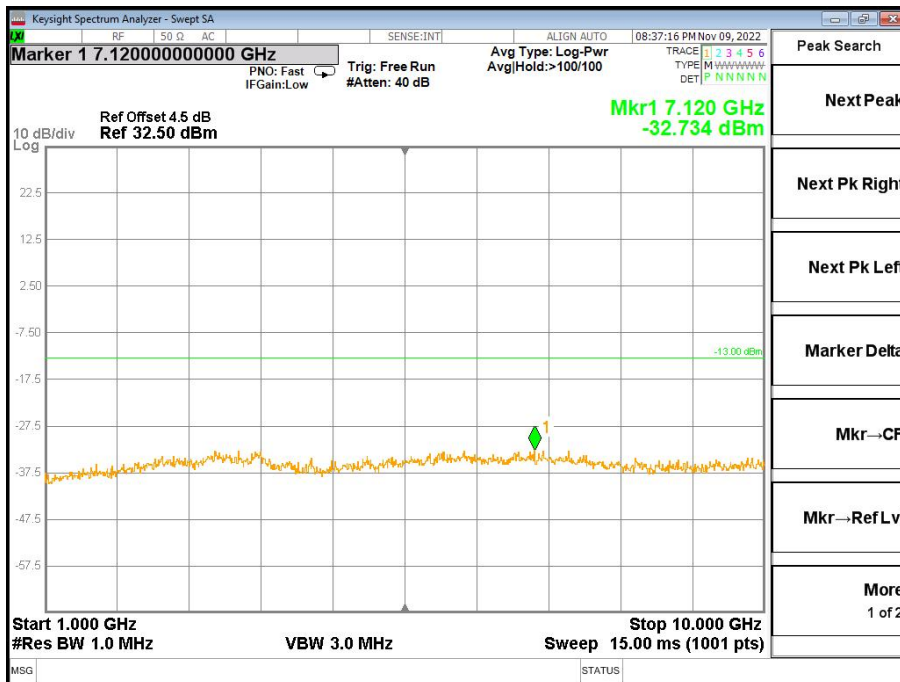




Report No.: I22W00076-CAT-M RF-FCC_Rev2



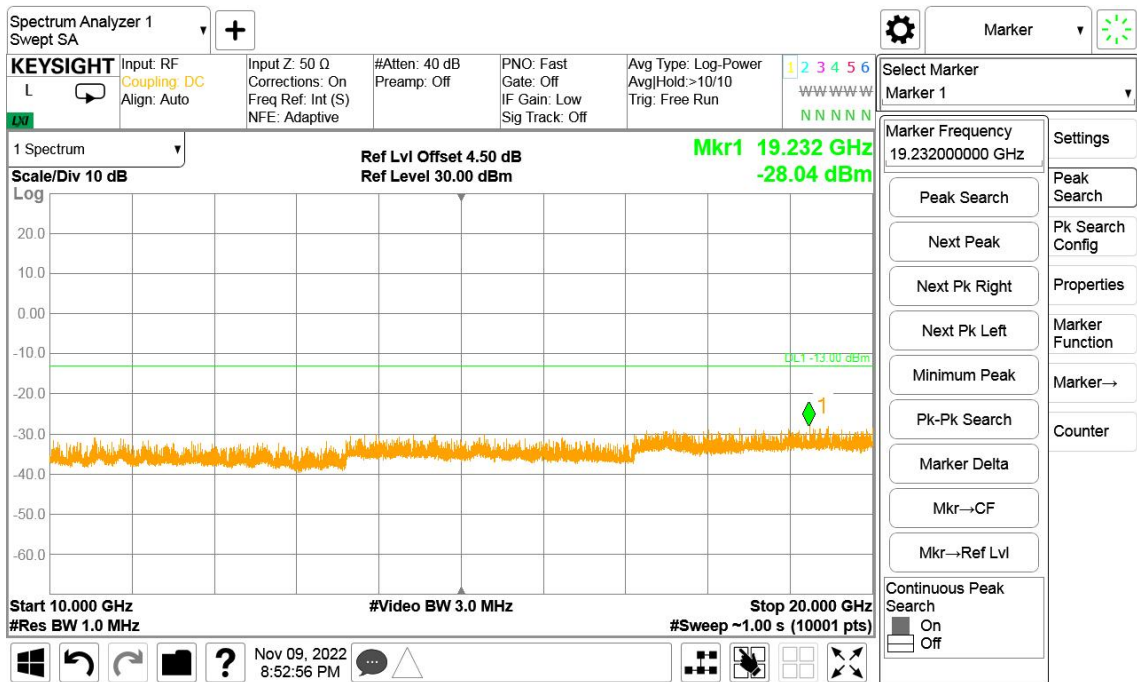
Middle Channel-1.4MHz Bandwidth-1RB-QPSK-30MHz to 1GHz



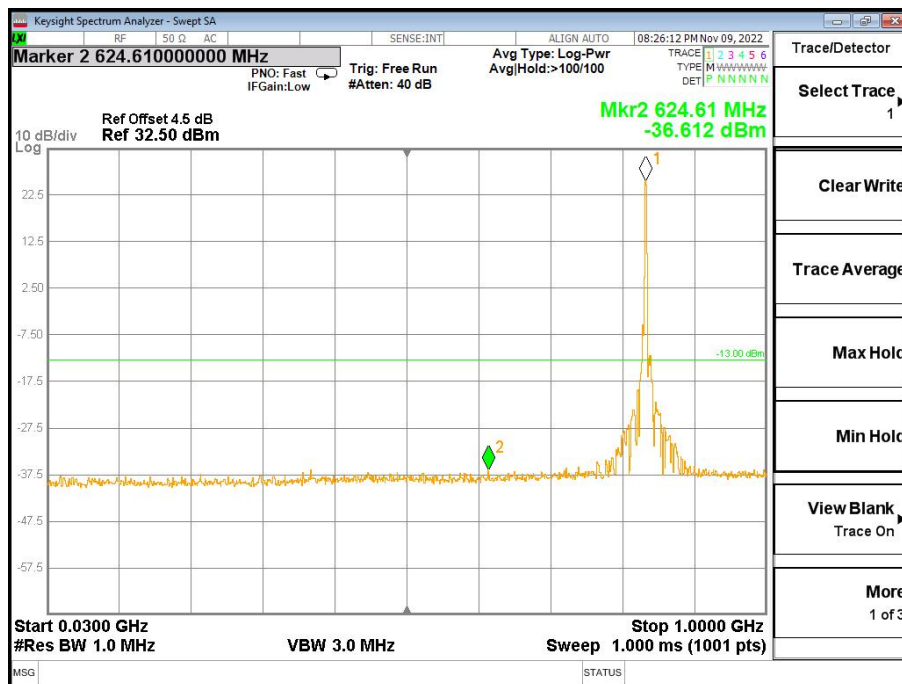
Middle Channel-1.4MHz Bandwidth-1RB-QPSK-1GHz to 10GHz

Chongqing Academy of Information and Communication Technology

Address: No. 8, Yuma Road, Chayuan New City, Nan'an District, Chongqing, P. R. China, 401336
Tel: 0086-23-88069965 FAX: 0086-23-88608777



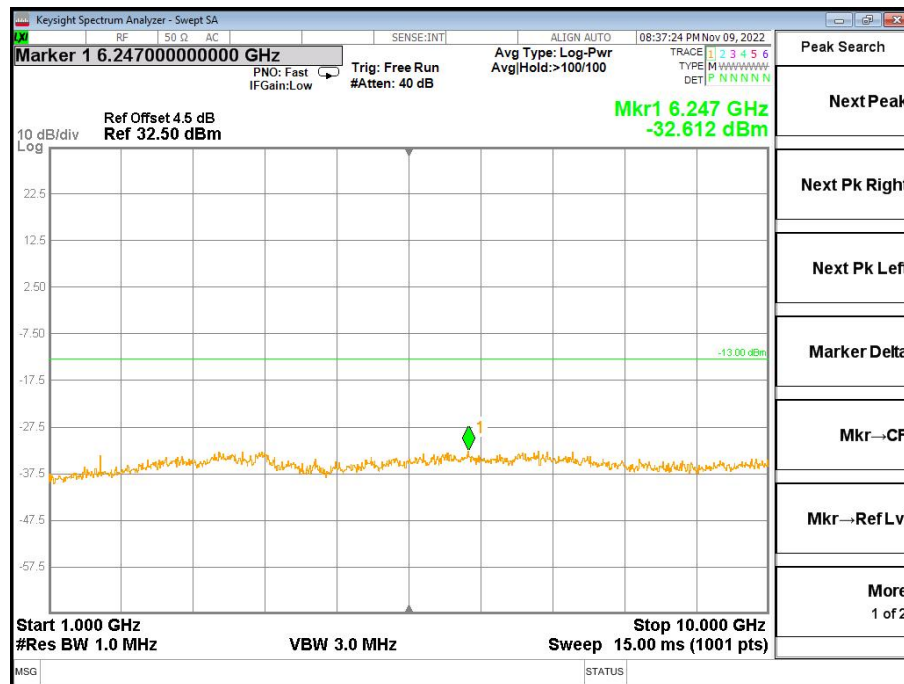
Middle Channel-1.4MHz Bandwidth-1RB-QPSK-10GHz to 20GHz



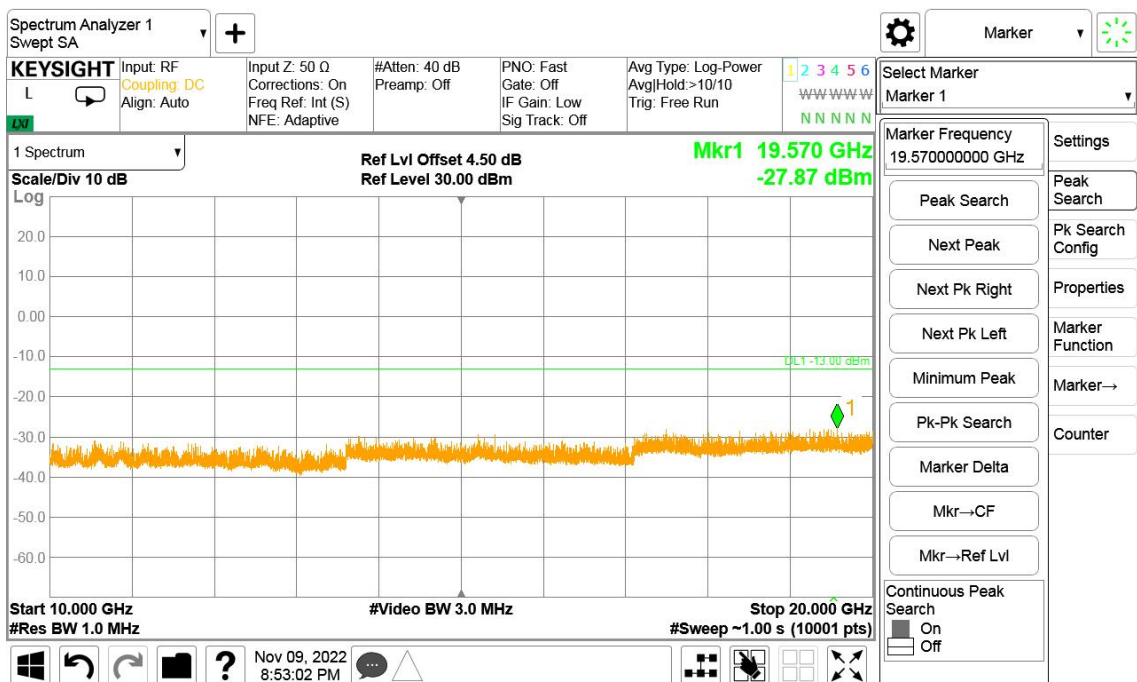
Middle Channel-3MHz Bandwidth-1RB-QPSK-30MHz to 1GHz

Chongqing Academy of Information and Communication Technology

Address: No. 8, Yuma Road, Chayuan New City, Nan'an District, Chongqing, P. R. China, 401336
Tel: 0086-23-88069965 FAX: 0086-23-88608777



Middle Channel-3MHz Bandwidth-1RB-QPSK-1GHz to 10GHz



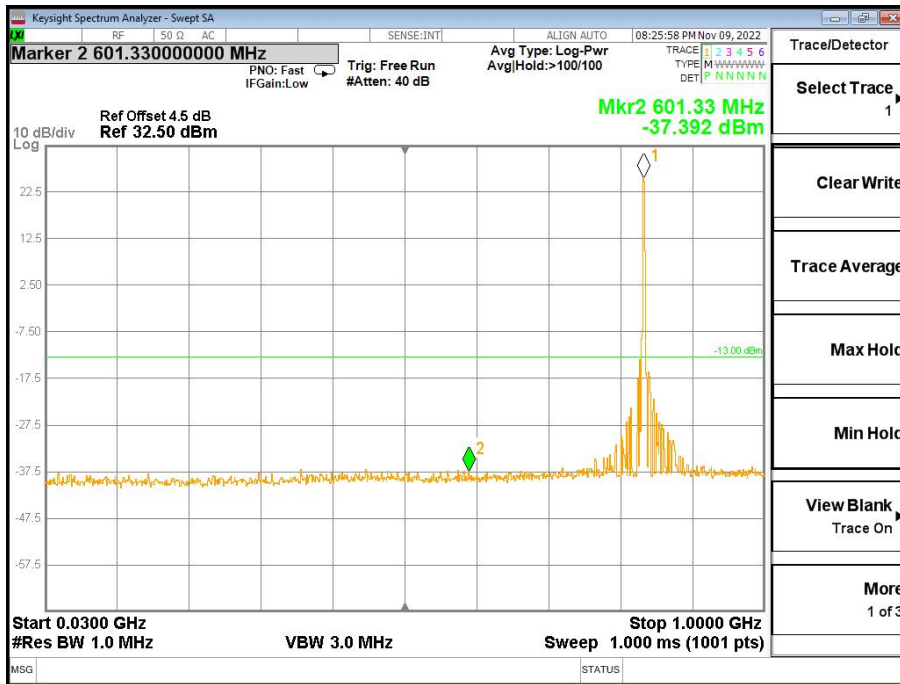
Middle Channel-3MHz Bandwidth-1RB-QPSK-10GHz to 20GHz

Chongqing Academy of Information and Communication Technology

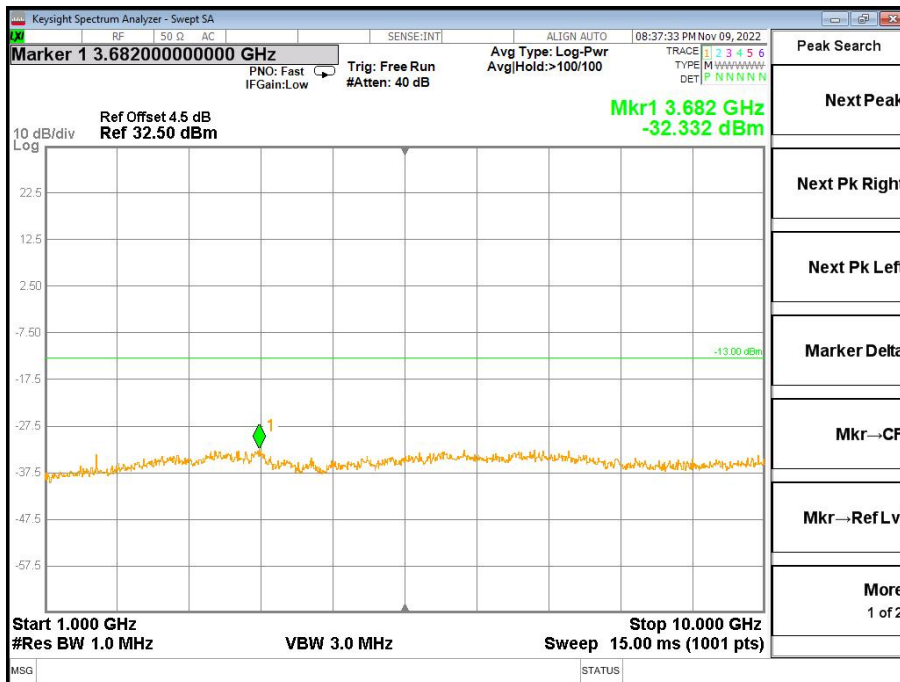
Address: No. 8, Yuma Road, Chayuan New City, Nan'an District, Chongqing, P. R. China, 401336
Tel: 0086-23-88069965 FAX: 0086-23-88608777



Report No.: I22W00076-CAT-M RF-FCC_Rev2



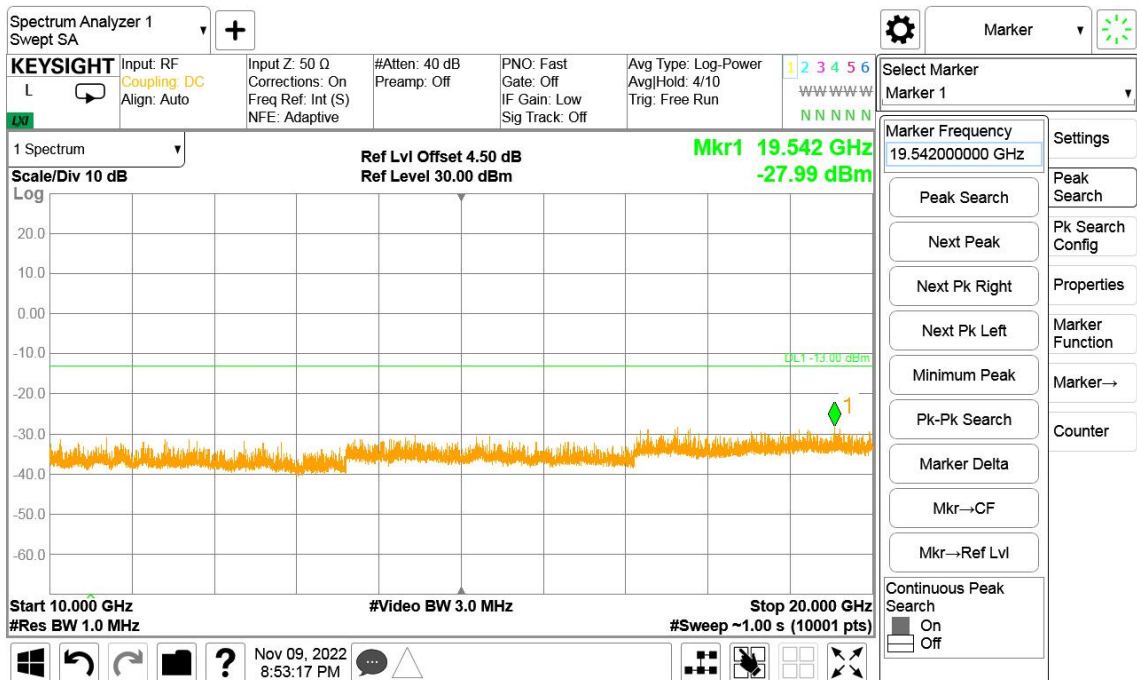
Middle Channel-5MHz Bandwidth-1RB-QPSK-30MHz to 1GHz



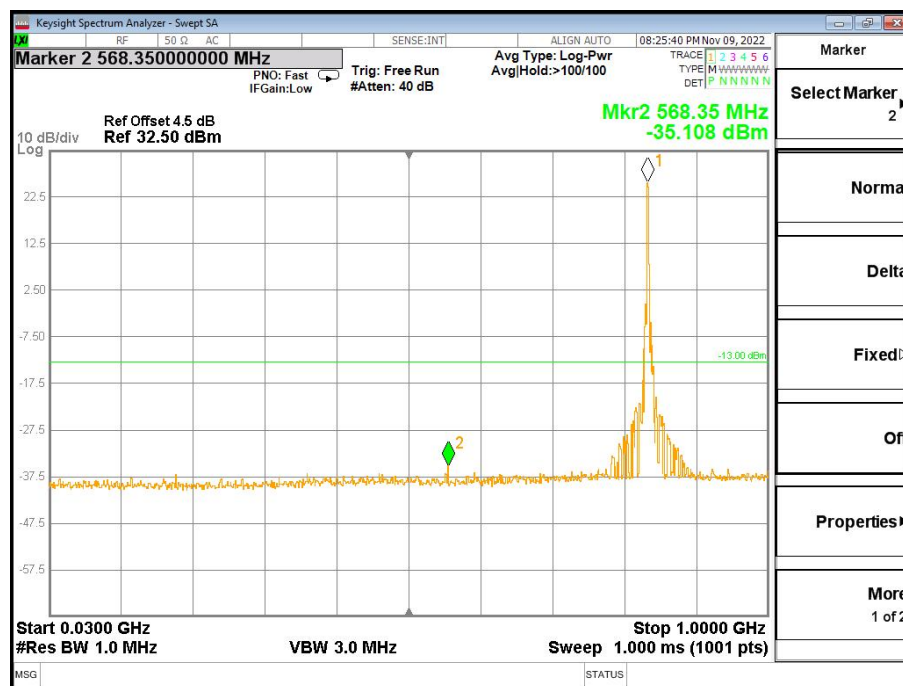
Middle Channel-5MHz Bandwidth-1RB-QPSK-1GHz to 10GHz

Chongqing Academy of Information and Communication Technology

Address: No. 8, Yuma Road, Chayuan New City, Nan'an District, Chongqing, P. R. China, 401336
Tel: 0086-23-88069965 FAX: 0086-23-88608777



Middle Channel-5MHz Bandwidth-1RB-QPSK-10GHz to 20GHz



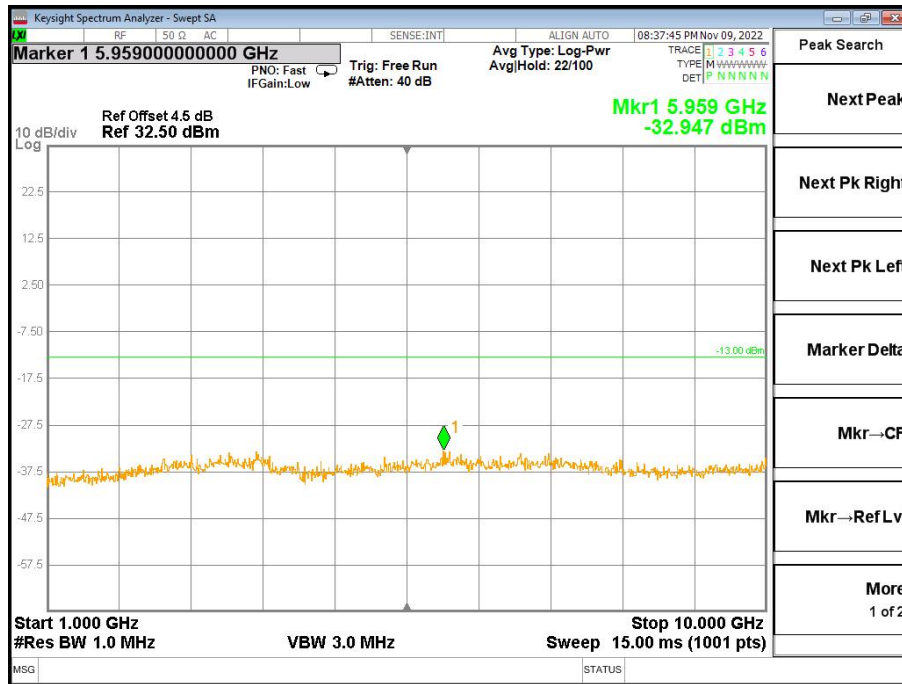
Middle Channel-10MHz Bandwidth-1RB-QPSK-30MHz to 1GHz

Chongqing Academy of Information and Communication Technology

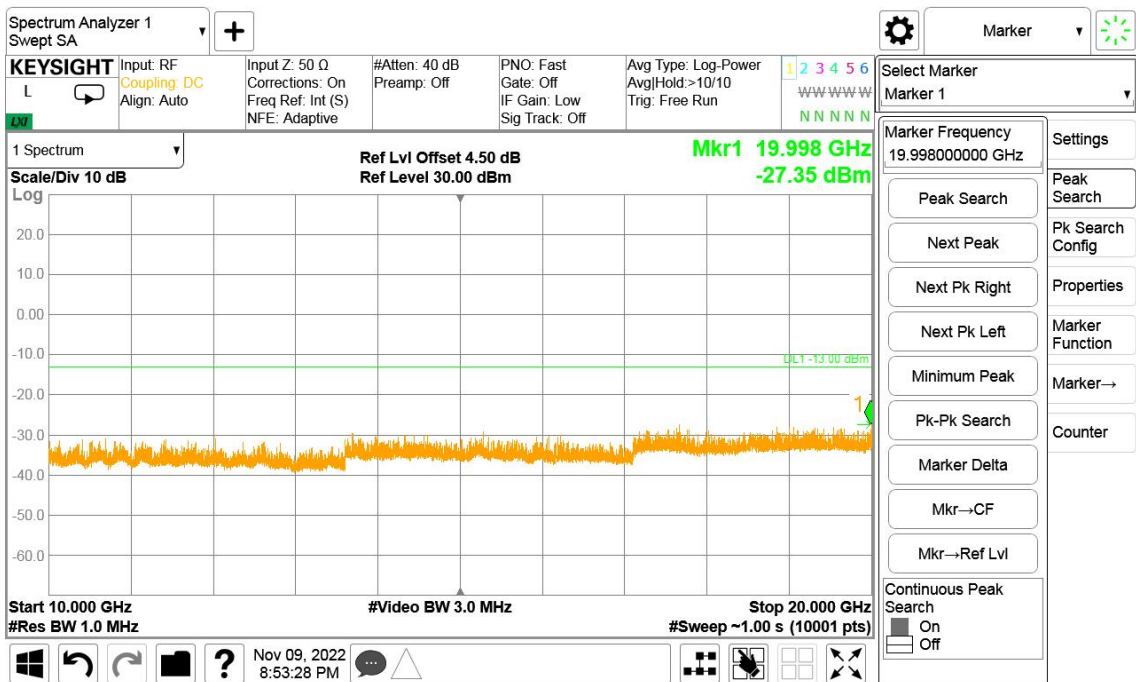
Address: No. 8, Yuma Road, Chayuan New City, Nan'an District, Chongqing, P. R. China, 401336
Tel: 0086-23-88069965 FAX: 0086-23-88608777



Report No.: I22W00076-CAT-M RF-FCC_Rev2



Middle Channel-10MHz Bandwidth-1RB-QPSK-1GHz to 10GHz



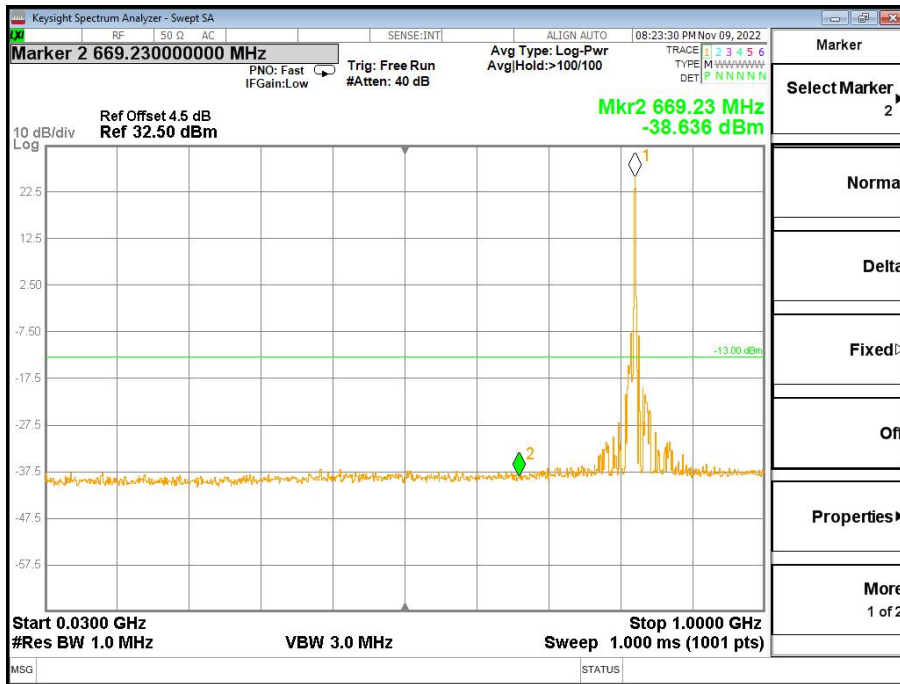
Middle Channel-10MHz Bandwidth-1RB-QPSK-10GHz to 20GHz

Chongqing Academy of Information and Communication Technology

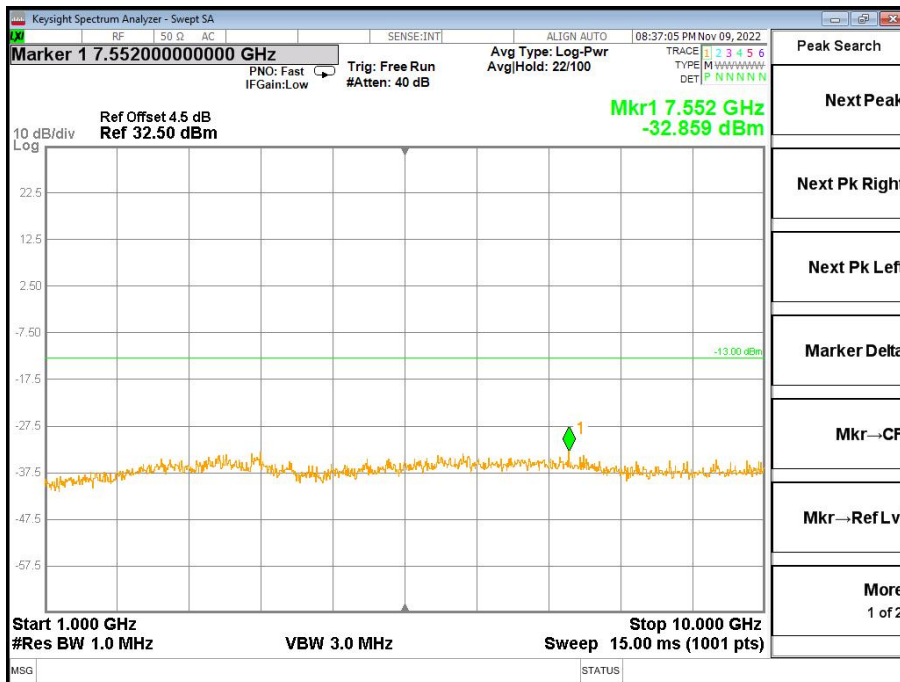
Address: No. 8, Yuma Road, Chayuan New City, Nan'an District, Chongqing, P. R. China, 401336
Tel: 0086-23-88069965 FAX: 0086-23-88608777



Report No.: I22W00076-CAT-M RF-FCC_Rev2



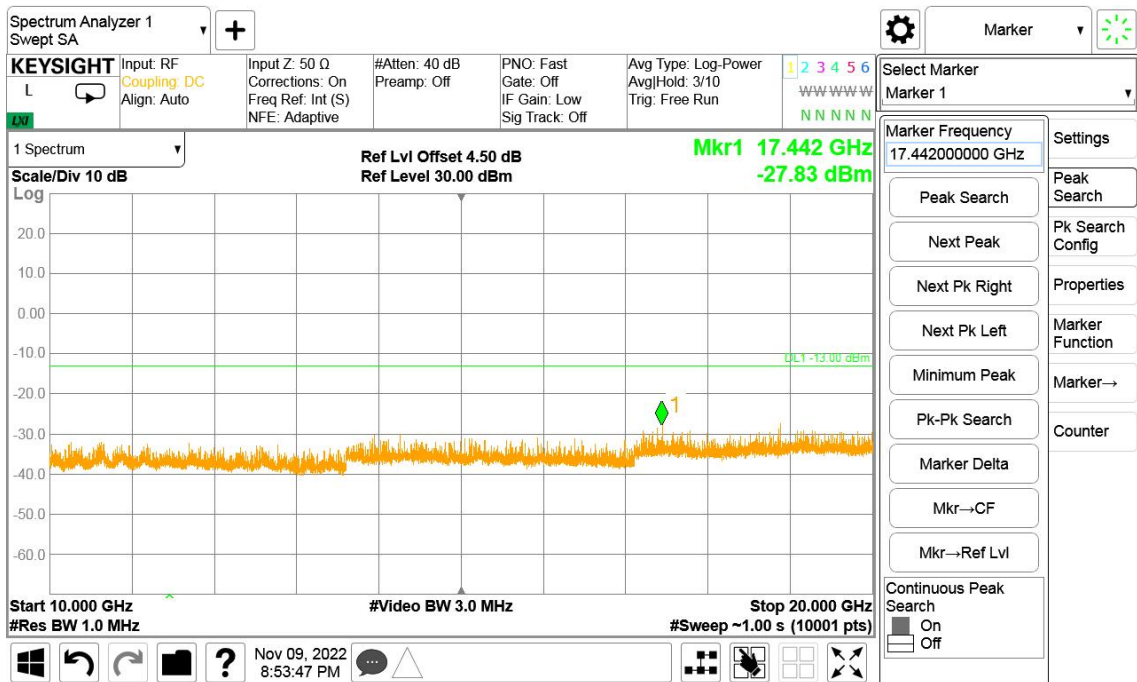
Low Channel-1.4MHz Bandwidth-1RB-QPSK-30MHz to 1GHz



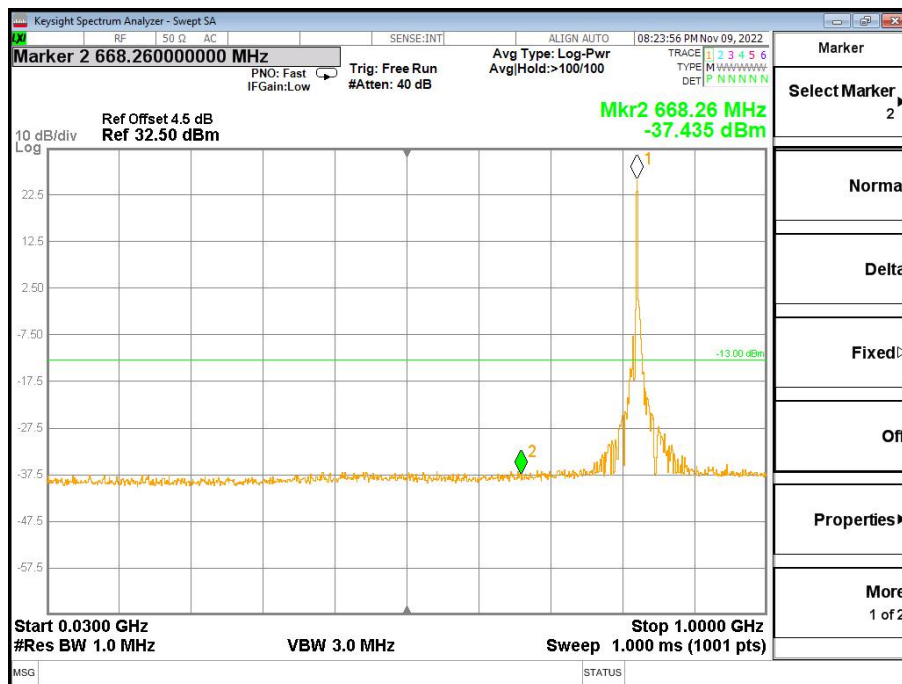
Low Channel-1.4MHz Bandwidth-1RB-QPSK-1GHz to 10GHz

Chongqing Academy of Information and Communication Technology

Address: No. 8,Yuma Road, Chayuan New City, Nan'an District, Chongqing, P. R. China,401336
Tel: 0086-23-88069965 FAX:0086-23-88608777



Low Channel-1.4MHz Bandwidth-1RB-QPSK-10GHz to 20GHz



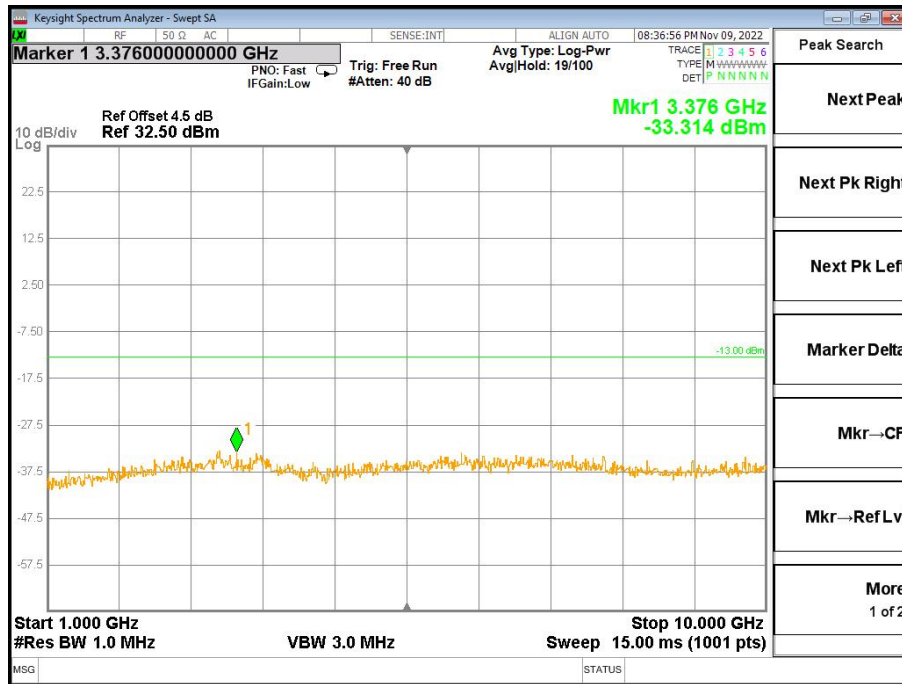
Low Channel-3MHz Bandwidth-1RB-QPSK-30MHz to 1GHz

Chongqing Academy of Information and Communication Technology

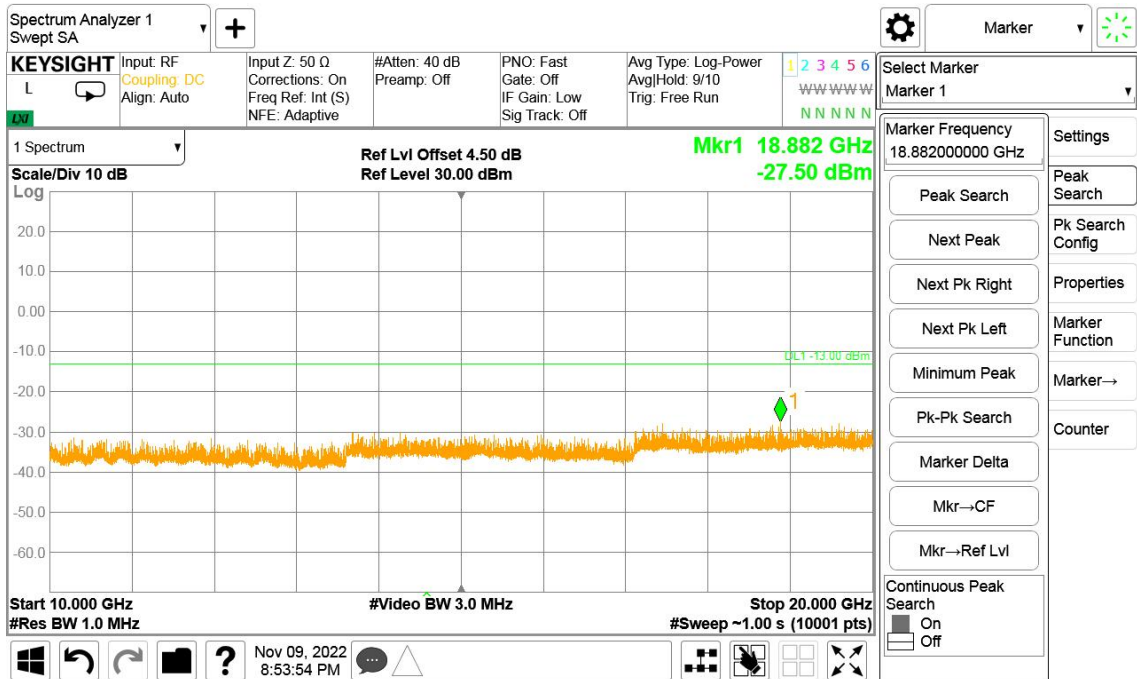
Address: No. 8, Yuma Road, Chayuan New City, Nan'an District, Chongqing, P. R. China, 401336
Tel: 0086-23-88069965 FAX: 0086-23-88608777



Report No.: I22W00076-CAT-M RF-FCC_Rev2



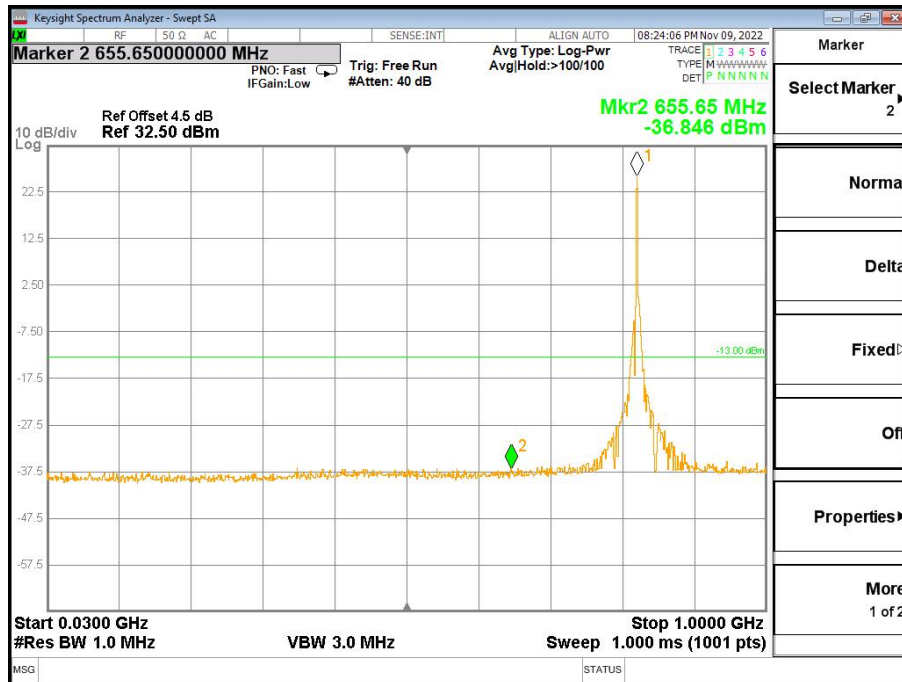
Low Channel-3MHz Bandwidth-1RB-QPSK-1GHz to 10GHz



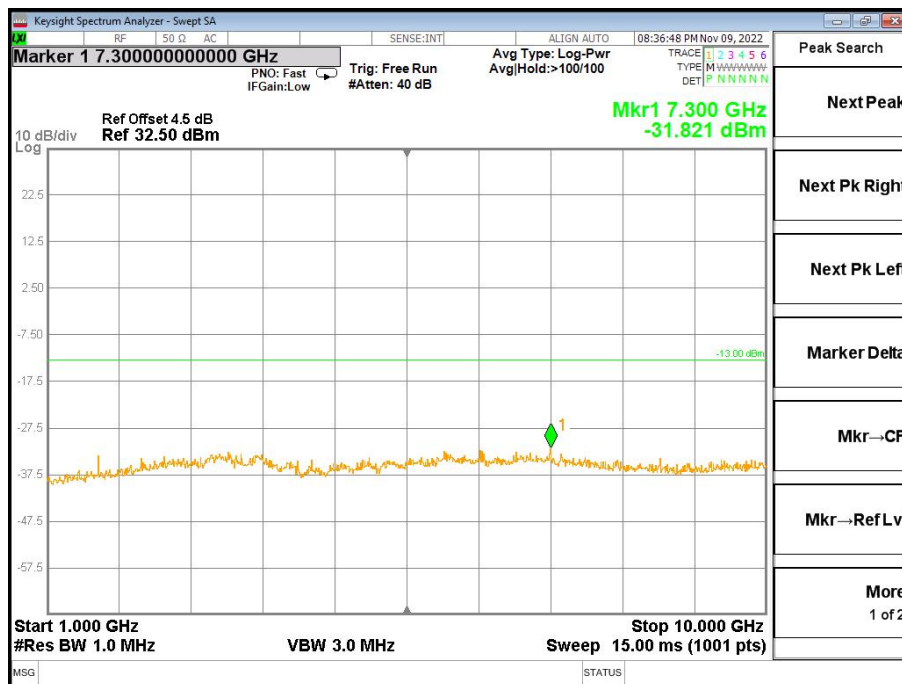
Low Channel-3MHz Bandwidth-1RB-QPSK-10GHz to 20GHz

Chongqing Academy of Information and Communication Technology

Address: No. 8, Yuma Road, Chayuan New City, Nan'an District, Chongqing, P. R. China, 401336
Tel: 0086-23-88069965 FAX: 0086-23-88608777



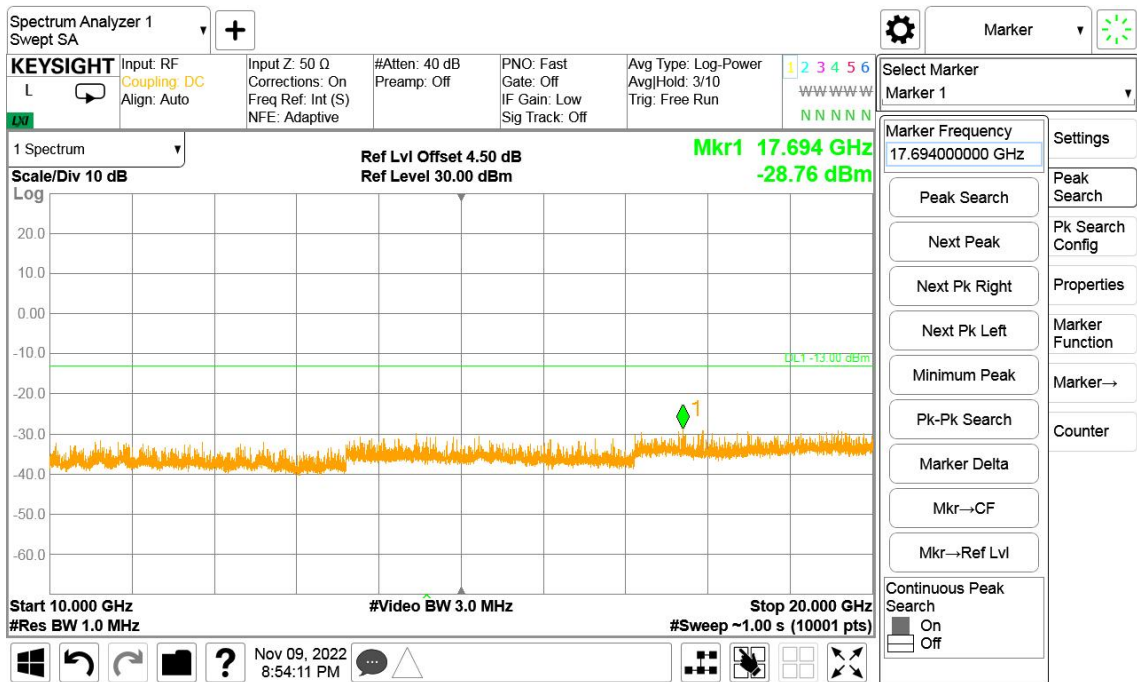
Low Channel-5MHz Bandwidth-1RB-QPSK-30MHz to 1GHz



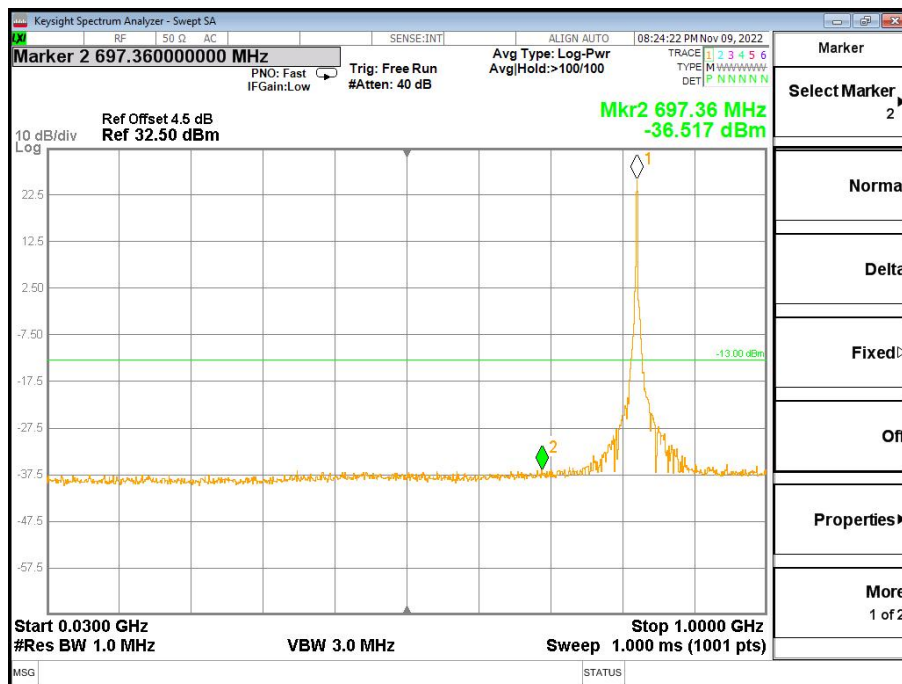
Low Channel-5MHz Bandwidth-1RB-QPSK-1GHz to 10GHz

Chongqing Academy of Information and Communication Technology

Address: No. 8, Yuma Road, Chayuan New City, Nan'an District, Chongqing, P. R. China, 401336
 Tel: 0086-23-88069965 FAX: 0086-23-88608777



Low Channel-5MHz Bandwidth-1RB-QPSK-10GHz to 20GHz



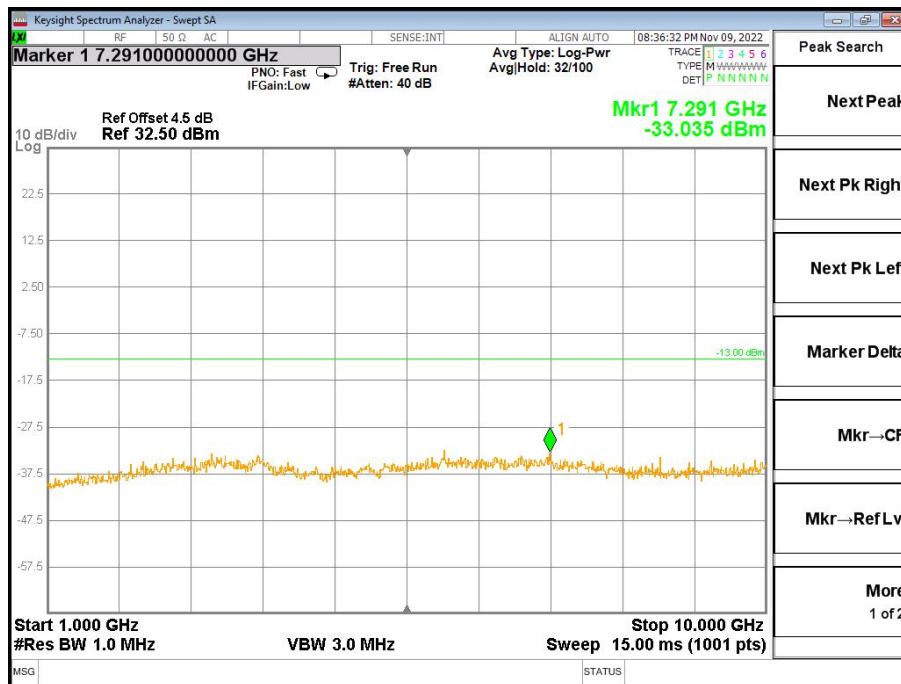
Low Channel-10MHz Bandwidth-1RB-QPSK-30MHz to 1GHz

Chongqing Academy of Information and Communication Technology

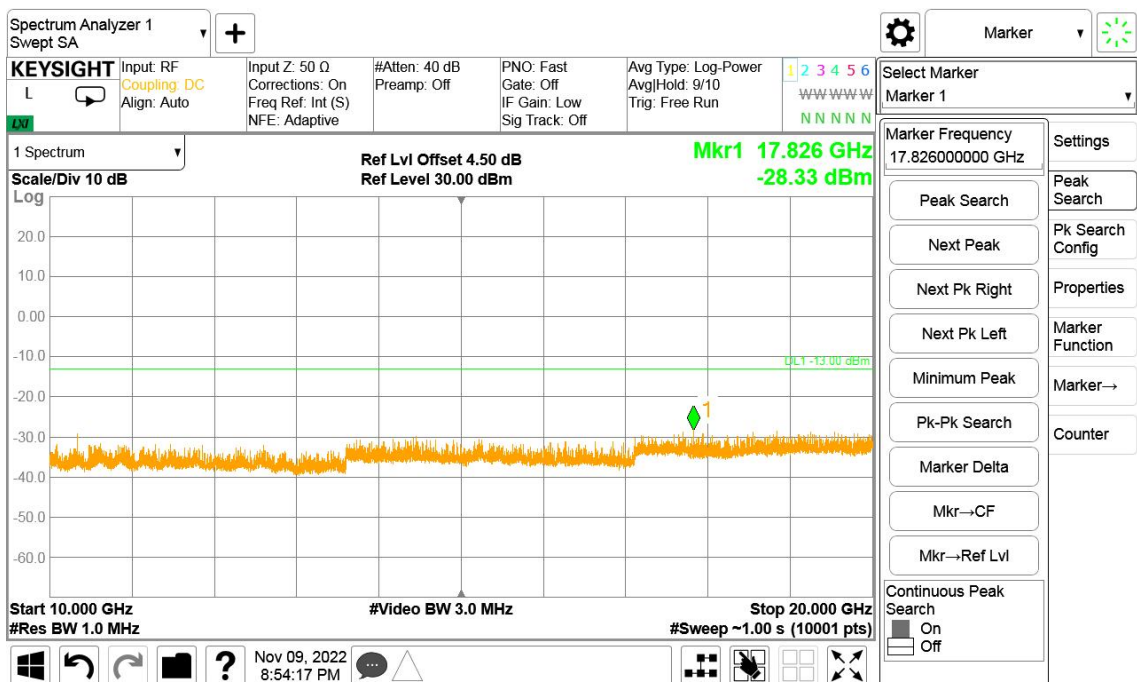
Address: No. 8, Yuma Road, Chayuan New City, Nan'an District, Chongqing, P. R. China, 401336
Tel: 0086-23-88069965 FAX: 0086-23-88608777



Report No.: I22W00076-CAT-M RF-FCC_Rev2



Low Channel-10MHz Bandwidth-1RB-QPSK-1GHz to 10GHz



Low Channel-10MHz Bandwidth-1RB-QPSK-10GHz to 20GHz

Chongqing Academy of Information and Communication Technology

Address: No. 8, Yuma Road, Chayuan New City, Nan'an District, Chongqing, P. R. China, 401336
Tel: 0086-23-88069965 FAX: 0086-23-88608777

6.6. Radiated Spurious Emission

Specifications:	FCC Part 2.1051, 2.1053, 22.917
DUT Serial Number:	IEMI:866884049909633
Test conditions:	Ambient Temperature:17.5-18.2°C Relative Humidity:45.0-48.0% Air pressure: 98.0-99.0kPa
Test Results:	Pass

Limit Level Construction:

According to Part 22.917 (a), i.e., Out of Band emissions. The power of any emission outside of the authorized operating frequency ranges must be attenuated below the transmitting power (P) by a factor of at least $43 + 10 \log(P)$ dB.

According to Part 24.238 (a), i.e., Out of Band emissions. The power of any emission outside of the authorized operating frequency ranges must be attenuated below the transmitting power (P) by a factor of at least $43 + 10 \log(P)$ dB, so the limit level is: $P(\text{dBm}) - (43 + 10 \log(P)) \text{ dB} = -13 \text{ dBm}$.

According to Part 27.53(c):

On any frequency outside the 776–788 MHz band, the power of any emission shall be attenuated outside the band below the transmitter power (P) by at least $43 + 10 \log(P)$ dB;

According to Part 27.53(f):

For operations in the 746–758 MHz, 775–788 MHz, and 805–806 MHz bands, emissions in the band 1559–1610 MHz shall be limited to -70 dBW/MHz equivalent isotropically radiated power (EIRP) for wideband signals, and -80 dBW EIRP for discrete emissions of less than 700 Hz bandwidth. For the purpose of equipment authorization, a transmitter shall be tested with an antenna that is representative of the type that will be used with the equipment in normal operation.

According to Part 27.53(h):

Except as otherwise specified below, for operations in the 1695-1710 MHz, 1710-1755 MHz, 1755-1780 MHz, 1915-1920 MHz, 1995-2000 MHz, 2000-2020 MHz, 2110-2155 MHz, 2155-2180 MHz, and 2180-2200 Bands, the power of any emission outside a licensee's frequency block shall be attenuated below the transmitter power (P) in watts by at least $43 + 10 \log_{10}(P)$ dB.

According to Part 27.53(g):

For operations in the 600 MHz Band and the 698-746 MHz Band, the power of any emission outside a licensee's frequency Band(s) of operation shall be attenuated below the transmitter power (P) within the licensed Band(s) of operation, measured in watts, by at least $43 + 10 \log(P)$ dB. Compliance with this provision is based on the use of measurement instrumentation employing a resolution Bandwidth of 100 kilohertz or greater. However, in the 100 kilohertz Bands immediately outside and adjacent to a licensee's frequency block, a resolution Bandwidth of at least 30 kHz may be employed.

According to Part 90.691:

(a) Out-of-band emission requirement shall apply only to the “outer” channels included in an EA license and to spectrum adjacent to interior channels used by incumbent licensees. The emission limits are as

Chongqing Academy of Information and Communication Technology

Address: No. 8, Yuma Road, Chayuan New City, Nan'an District, Chongqing, P. R. China, 401336
Tel: 0086-23-88069965 FAX: 0086-23-88608777

follows:

(1) For any frequency removed from the EA licensee's frequency block by up to and including 37.5 kHz, the power of any emission shall be attenuated below the transmitter power (P) in watts by at least $116 \text{ Log}_{10}(f/6.1)$ decibels or $50 + 10 \text{ Log}_{10}(P)$ decibels or 80 decibels, whichever is the lesser attenuation, where f is the frequency removed from the center of the outer channel in the block in kilohertz and where f is greater than 12.5 kHz.

(2) For any frequency removed from the EA licensee's frequency block greater than 37.5 kHz, the power of any emission shall be attenuated below the transmitter power (P) in watts by at least $43 + 10 \text{ Log}_{10}(P)$ decibels or 80 decibels, whichever is the lesser attenuation, where f is the frequency removed from the center of the outer channel in the block in kilohertz and where f is greater than 37.5 kHz.

(b) When an emission outside of the authorized bandwidth causes harmful interference, the Commission may, at its discretion, require greater attenuation than specified in this section.

Limits for Radiated spurious emissions(UE)	
Frequency range	Limit Level /Resolution Bandwidth
30 MHz to 20000 MHz	-13dBm/1MHz

Measurement Uncertainty:

Item	Uncertainty
Expanded Uncertainty (30MHz-150MHz)	5.15 dB (k=2)
Expanded Uncertainty (150MHz-1GHz)	4.09dB (k=2)
Expanded Uncertainty (1GHz-3GHz)	2.92dB (k=2)
Expanded Uncertainty (3GHz-6GHz)	2.93dB (k=2)
Expanded Uncertainty (3GHz-20GHz)	2.69dB (k=2)

Test Setup:

The EUT was placed in an anechoic chamber. The Wireless Communications Test Set was used to set the TX channel and power level and modulate the TX signal with different bit patterns.

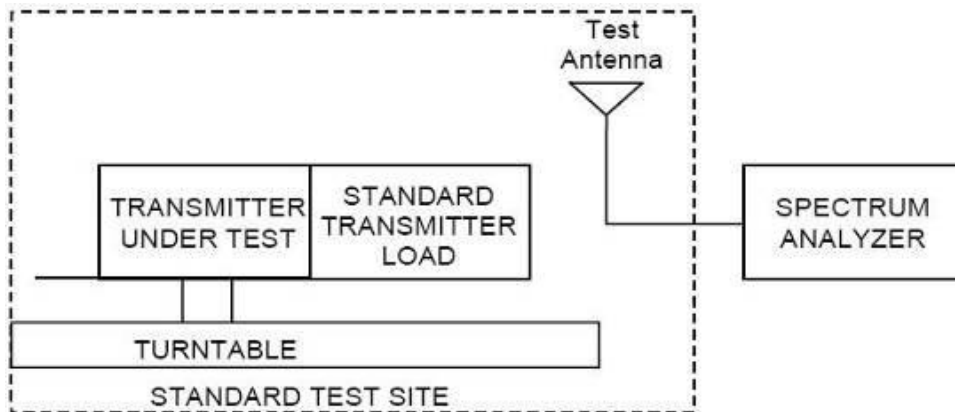
Test Method:

The measurement method is substitution method accordance with section 2.2.12 of ANSI/TIA-603-E: Land Mobile FM or PM Communications Equipment Measurement and Performance Standards.

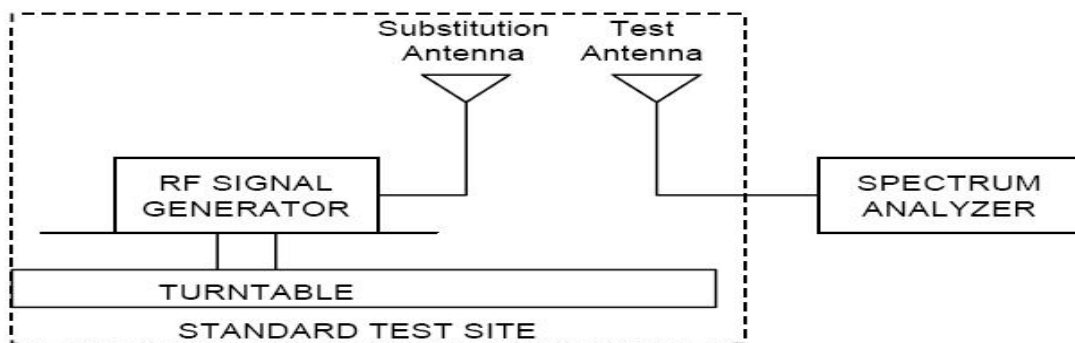
(a) Connect the equipment as illustrated and measure the spurious emissions as the method as above. The distance from the device to the antenna is 3 m .

Chongqing Academy of Information and Communication Technology

Address: No. 8,Yuma Road, Chayuan New City, Nan'an District, Chongqing, P. R. China,401336
Tel: 0086-23-88069965 FAX:0086-23-88608777



(b) Reconnect the equipment as illustrated.



(c) Remove the transmitter and replace it with a substitution antenna. The center of the substitution antenna should be approximately at the same location as the center of the transmitter.

(d) Feed the substitution antenna at the transmitter end with a signal generator connected to the antenna by means of a non-radiating cable. With the antennas at both ends horizontally polarized, and with the signal generator tuned to a particular spurious frequency, raise and lower the test antenna to obtain a maximum reading at the spectrum analyzer. Adjust the level of the signal generator output until the previously recorded maximum reading for this set of conditions is obtained. This should be done carefully repeating the adjustment of the test antenna and generator output.

(e) Repeat step d) with both antennas vertically polarized for each spurious frequency.

(f) Calculate power in dBm into a reference ideal half-wave dipole antenna by reducing the readings obtained in steps d) and e) by the power loss in the cable between the generator and the antenna, and further corrected for the gain of the substitution antenna used relative to an ideal half-wave dipole antenna by the following formula:

$$P_d(\text{dBm}) = P_g(\text{dBm}) - \text{cable loss (dB)} + \text{antenna gain (dB)}$$

where:

P_d is the dipole equivalent power and P_g is the generator output power into the substitution antenna.

Chongqing Academy of Information and Communication Technology

Address: No. 8, Yuma Road, Chayuan New City, Nan'an District, Chongqing, P. R. China, 401336
Tel: 0086-23-88069965 FAX: 0086-23-88608777



Test frequency: 30MHz-20GHz

All modes were tested,only the worst case was reported.

CAT-M B2 Radiated Spurious Emission Results

Test Data (20M bandwidth QPSK Mode CH18700)

Frequency [MHz]	Generator output power(Pg) [dBm]	Cable loss [dB]	Antenna Gain [dB]	Spurious Emission Power (Pd) [dBm]	Antenna Polarization [H/V]
91.198	-77.58	0.22	-0.69	-78.49	V
375.062	-84.22	0.47	6.61	-78.08	V
1302.600	-73.10	0.91	7.01	-67.00	V
2206.200	-59.22	1.21	-0.02	-60.45	V
4379.600	-72.39	1.81	9.07	-65.13	V
9393.200	-68.20	3.45	12.27	-59.38	V

CAT-M B2 Radiated Spurious Emission Results

Test Data (20M bandwidth QPSK Mode CH18900)

Frequency [MHz]	Generator output power(Pg) [dBm]	Cable loss [dB]	Antenna Gain [dB]	Spurious Emission Power (Pd) [dBm]	Antenna Polarization [H/V]
65.668	-76.80	0.17	-4.68	-81.65	V
139.076	-77.85	0.27	4.89	-73.23	V
1261.200	-74.08	0.89	7.57	-67.40	V
2828.400	-54.96	1.39	-0.67	-57.02	V
4940.400	-70.99	1.93	9.46	-63.46	V
8944.000	-69.01	3.00	12.00	-60.01	V

Chongqing Academy of Information and Communication Technology

Address: No. 8,Yuma Road, Chayuan New City, Nan'an District, Chongqing, P. R. China,401336
Tel: 0086-23-88069965 FAX:0086-23-88608777

**CAT-M B2 Radiated Spurious Emission Results**

Test Data (20M bandwidth QPSK Mode CH19100)

Frequency [MHz]	Generator output power(Pg) [dBm]	Cable loss [dB]	Antenna Gain [dB]	Spurious Emission Power (Pd) [dBm]	Antenna Polarization [H/V]
91.198	-76.89	0.22	-0.69	-77.80	V
138.854	-77.44	0.27	4.89	-72.82	V
236.460	-78.79	0.36	5.35	-73.80	H
1306.200	-67.45	0.91	1.01	-67.35	V
4937.200	-71.16	1.93	9.46	-63.63	V
9397.200	-68.21	3.28	12.27	-59.22	V

CAT-M B4 Radiated Spurious Emission Results

Test Data (10M bandwidth QPSK Mode CH20000)

Frequency [MHz]	Generator output power(Pg) [dBm]	Cable loss [dB]	Antenna Gain [dB]	Spurious Emission Power (Pd) [dBm]	Antenna Polarization [H/V]
91.272	-76.98	0.22	-0.69	-77.89	V
235.276	-80.41	0.36	5.35	-75.42	H
1262.200	-74.19	0.89	7.57	-67.51	V
2244.400	-59.08	1.24	-0.23	-60.55	V
4952.000	-71.26	1.93	9.80	-63.39	V
9357.200	-68.53	3.48	12.27	-59.74	V

Chongqing Academy of Information and Communication TechnologyAddress: No. 8,Yuma Road, Chayuan New City, Nan'an District, Chongqing, P. R. China,401336
Tel: 0086-23-88069965 FAX:0086-23-88608777

**CAT-M B4 Radiated Spurious Emission Results**

Test Data (10M bandwidth QPSK Mode CH20175)

Frequency [MHz]	Generator output power(Pg) [dBm]	Cable loss [dB]	Antenna Gain [dB]	Spurious Emission Power (Pd) [dBm]	Antenna Polarization [H/V]
91.198	-77.48	0.22	-0.69	-78.39	V
137.596	-76.29	0.27	4.93	-71.63	V
467.040	-87.61	0.52	7.18	-80.95	H
2214.400	-59.06	1.22	-0.02	-60.30	V
3619.600	-73.97	1.59	9.20	-66.36	V
8323.200	-69.63	2.61	11.79	-60.45	V

CAT-M B4 Radiated Spurious Emission Results

Test Data (10M bandwidth QPSK Mode CH20350)

Frequency [MHz]	Generator output power(Pg) [dBm]	Cable loss [dB]	Antenna Gain [dB]	Spurious Emission Power (Pd) [dBm]	Antenna Polarization [H/V]
91.198	-77.09	0.22	-0.69	-78.00	V
236.016	-79.30	0.36	5.35	-74.31	H
1336.400	-74.65	0.91	7.34	-68.22	V
1953.800	-62.83	1.13	0.83	-63.13	V
4075.200	-72.83	1.73	9.25	-65.31	V
8330.400	-70.20	2.62	11.79	-61.03	V

Chongqing Academy of Information and Communication TechnologyAddress: No. 8,Yuma Road, Chayuan New City, Nan'an District, Chongqing, P. R. China,401336
Tel: 0086-23-88069965 FAX:0086-23-88608777

CAT-M B12 Radiated Spurious Emission Results

Test Data (10M bandwidth 16QAM Mode CH23060)

Frequency [MHz]	Generator output power(Pg) [dBm]	Cable loss [dB]	Antenna Gain [dB]	Spurious Emission Power (Pd) [dBm]	Antenna Polarization [H/V]
65.298	-75.89	0.17	-5.31	-81.37	V
138.040	-77.19	0.27	4.93	-72.53	V
469.920	-87.73	0.52	7.07	-81.18	H
1733.600	-64.82	1.05	1.39	-64.48	V
4733.200	-72.78	1.88	9.90	-64.76	V
10211.200	-68.57	3.89	13.07	-59.39	V

CAT-M B12 Radiated Spurious Emission Results

Test Data (10M bandwidth 16QAM Mode CH23095)

Frequency [MHz]	Generator output power(Pg) [dBm]	Cable loss [dB]	Antenna Gain [dB]	Spurious Emission Power (Pd) [dBm]	Antenna Polarization [H/V]
89.200	-79.76	0.22	-0.28	-80.26	V
471.200	-87.63	0.53	7.07	-81.09	H
1662.000	-71.59	1.03	7.58	-65.04	H
2202.800	-59.06	1.21	-0.02	-60.29	V
4052.400	-72.27	1.70	9.27	-64.70	V
7741.600	-70.29	2.61	11.47	-61.43	V

CAT-M B12 Radiated Spurious Emission Results

Test Data (10M bandwidth 16QAM Mode CH23130)

Frequency [MHz]	Generator output power(Pg) [dBm]	Cable loss [dB]	Antenna Gain [dB]	Spurious Emission Power (Pd) [dBm]	Antenna Polarization [H/V]
91.198	-75.88	0.22	-0.69	-76.79	V
236.386	-78.74	0.36	5.35	-73.75	H
1292.400	-72.84	0.90	7.01	-66.73	V
1894.000	-62.55	1.11	0.41	-63.25	H
3906.800	-72.93	1.67	9.03	-65.57	V
9388.000	-68.04	3.45	12.27	-59.22	V

CAT-M B13 Radiated Spurious Emission Results

Test Data (5M bandwidth 16QAM Mode CH23205)

Frequency [MHz]	Generator output power(Pg) [dBm]	Cable loss [dB]	Antenna Gain [dB]	Spurious Emission Power (Pd) [dBm]	Antenna Polarization [H/V]
91.198	-76.84	0.22	-0.69	-77.75	V
138.040	-76.87	0.27	4.93	-72.21	V
468.080	-88.10	0.52	7.07	-81.55	H
2216.400	-59.30	1.22	-0.02	-60.54	V
4938.800	-71.16	1.93	9.46	-63.63	V
9381.200	-68.29	3.26	12.27	-59.28	V

Chongqing Academy of Information and Communication Technology

Address: No. 8, Yuma Road, Chayuan New City, Nan'an District, Chongqing, P. R. China, 401336
 Tel: 0086-23-88069965 FAX: 0086-23-88608777

**CAT-M B13 Radiated Spurious Emission Results**

Test Data (5M bandwidth 16QAM Mode CH23230)

Frequency [MHz]	Generator output power(Pg) [dBm]	Cable loss [dB]	Antenna Gain [dB]	Spurious Emission Power (Pd) [dBm]	Antenna Polarization [H/V]
138.780	-75.90	0.27	4.89	-71.28	V
236.016	-77.43	0.36	5.35	-72.44	H
1465.200	-73.02	0.96	7.76	-66.22	H
2172.600	-60.66	1.21	0.68	-61.19	H
4957.200	-71.48	1.93	9.80	-63.61	V
10165.600	-68.04	3.62	13.07	-58.59	V

CAT-M B13 Radiated Spurious Emission Results

Test Data (5M bandwidth 16QAM Mode CH23255)

Frequency [MHz]	Generator output power(Pg) [dBm]	Cable loss [dB]	Antenna Gain [dB]	Spurious Emission Power (Pd) [dBm]	Antenna Polarization [H/V]
138.780	-77.96	0.27	4.93	-73.30	V
236.386	-79.48	0.36	5.35	-74.49	H
1573.000	-70.16	1.00	6.24	-64.92	H
2207.800	-59.53	1.22	-0.02	-60.77	V
4328.000	-71.99	1.76	8.76	-64.99	V
8362.400	-70.06	2.61	12.01	-60.66	V

Chongqing Academy of Information and Communication TechnologyAddress: No. 8,Yuma Road, Chayuan New City, Nan'an District, Chongqing, P. R. China,401336
Tel: 0086-23-88069965 FAX:0086-23-88608777

**CAT-M B26 (814MHz-824MHz)Radiated Spurious Emission Results**

Test Data (5M bandwidth QPSK Mode CH26715)

Frequency [MHz]	Generator output power(Pg) [dBm]	Cable loss [dB]	Antenna Gain [dB]	Spurious Emission Power (Pd) [dBm]	Antenna Polarization [H/V]
236.312	-79.11	0.36	5.35	-74.12	H
472.320	-88.77	0.53	7.07	-82.23	H
1637.000	-68.97	1.02	7.58	-62.41	H
2177.600	-59.97	1.21	0.68	-60.50	H
4360.400	-71.66	1.77	9.07	-64.36	V
9401.200	-68.71	3.28	12.27	-59.72	V

CAT-M B26 (814MHz-824MHz)Radiated Spurious Emission Results

Test Data (5M bandwidth QPSK Mode CH26740)

Frequency [MHz]	Generator output power(Pg) [dBm]	Cable loss [dB]	Antenna Gain [dB]	Spurious Emission Power (Pd) [dBm]	Antenna Polarization [H/V]
138.854	-76.96	0.27	4.93	-72.30	V
236.386	-78.42	0.37	5.35	-73.44	H
1230.200	-74.44	0.88	7.57	-67.75	V
2132.600	-60.93	1.19	0.68	-61.44	H
4460.400	-72.44	1.79	9.66	-64.57	V
9389.200	-68.14	3.45	12.27	-59.32	V

Chongqing Academy of Information and Communication TechnologyAddress: No. 8,Yuma Road, Chayuan New City, Nan'an District, Chongqing, P. R. China,401336
Tel: 0086-23-88069965 FAX:0086-23-88608777

CAT-M B26 (814MHz-824MHz)Radiated Spurious Emission Results

Test Data (5M bandwidth QPSK Mode CH26765)

Frequency [MHz]	Generator output power(Pg) [dBm]	Cable loss [dB]	Antenna Gain [dB]	Spurious Emission Power (Pd) [dBm]	Antenna Polarization [H/V]
65.446	-78.73	0.17	-5.31	-84.21	V
236.386	-79.51	0.36	5.35	-74.52	H
1485.000	-72.52	0.96	7.45	-66.03	H
1865.200	-62.43	1.10	0.57	-62.96	H
4938.000	-71.16	1.93	9.46	-63.63	V
9774.000	-69.07	3.30	12.75	-59.62	V

CAT-M B26 (824MHz-849MHz)Radiated Spurious Emission Results

Test Data (10M bandwidth 16QAM Mode CH26840)

Frequency [MHz]	Generator output power(Pg) [dBm]	Cable loss [dB]	Antenna Gain [dB]	Spurious Emission Power (Pd) [dBm]	Antenna Polarization [H/V]
139.668	-78.79	0.27	4.95	-74.11	V
238.310	-80.35	0.37	5.23	-75.49	H
1096.400	-73.08	0.83	6.76	-67.15	V
2154.200	-60.57	1.20	0.68	-61.09	H
4925.200	-71.40	1.92	9.46	-63.86	V
10183.600	-68.23	3.41	13.07	-58.57	V

**CAT-M B26 (824MHz-849MHz)Radiated Spurious Emission Results**

Test Data (10M bandwidth 16QAM Mode CH26915)

Frequency [MHz]	Generator output power(Pg) [dBm]	Cable loss [dB]	Antenna Gain [dB]	Spurious Emission Power (Pd) [dBm]	Antenna Polarization [H/V]
139.002	-77.80	0.27	4.89	-73.18	V
230.540	-81.11	0.36	5.36	-76.11	H
1163.200	-73.54	0.84	7.44	-66.94	H
2168.200	-60.08	1.20	0.68	-60.60	H
4388.000	-71.79	1.83	9.07	-64.55	V
10160.000	-68.26	3.46	13.07	-58.65	V

CAT-M B26 (824MHz-849MHz)Radiated Spurious Emission Results

Test Data (10M bandwidth 16QAM Mode CH26990)

Frequency [MHz]	Generator output power(Pg) [dBm]	Cable loss [dB]	Antenna Gain [dB]	Spurious Emission Power (Pd) [dBm]	Antenna Polarization [H/V]
91.198	-75.88	0.22	-0.69	-76.79	V
1113.000	-73.00	0.83	6.76	-67.07	V
1764.000	-70.52	1.06	7.39	-64.19	V
2220.800	-58.74	1.25	-0.02	-60.01	V
4923.600	-71.37	1.74	9.46	-63.65	V
9776.400	-69.06	3.20	12.75	-59.51	V

Chongqing Academy of Information and Communication TechnologyAddress: No. 8,Yuma Road, Chayuan New City, Nan'an District, Chongqing, P. R. China,401336
Tel: 0086-23-88069965 FAX:0086-23-88608777

6.7. Band Edge

Specifications:	FCC Part 2.1051, 2.1053, 22.917
DUT Serial Number:	866884046100624
Test conditions:	Ambient Temperature:15°C-35°C Relative Humidity:30%-60% Air pressure: 86-106kPa
Test Results:	Pass

Limit Level Construction:

According to Part 22.917 (a), i.e., Out of Band emissions. The power of any emission outside of the authorized operating frequency ranges must be attenuated below the transmitting power (P) by a factor of at least $43 + 10 \log(P)$ dB.

According to Part 24.238 (a), i.e., Out of Band emissions. The power of any emission outside of the authorized operating frequency ranges must be attenuated below the transmitting power (P) by a factor of at least $43 + 10 \log(P)$ dB, so the limit level is: $P(\text{dBm}) - (43 + 10 \log(P)) \text{ dB} = -13\text{dBm}$.

According to Part 27.53(c):

On any frequency outside the 776–788 MHz band, the power of any emission shall be attenuated outside the band below the transmitter power (P) by at least $43 + 10 \log(P)$ dB;

According to Part 27.53(f):

For operations in the 746–758 MHz, 775–788 MHz, and 805–806 MHz bands, emissions in the band 1559–1610 MHz shall be limited to -70 dBW/MHz equivalent isotropically radiated power (EIRP) for wideband signals, and -80 dBW EIRP for discrete emissions of less than 700 Hz bandwidth. For the purpose of equipment authorization, a transmitter shall be tested with an antenna that is representative of the type that will be used with the equipment in normal operation.

According to Part 27.53(h):

Except as otherwise specified below, for operations in the 1695-1710 MHz, 1710-1755 MHz, 1755-1780 MHz, 1915-1920 MHz, 1995-2000 MHz, 2000-2020 MHz, 2110-2155 MHz, 2155-2180 MHz, and 2180-2200 Bands, the power of any emission outside a licensee's frequency block shall be attenuated below the transmitter power (P) in watts by at least $43 + 10 \log_{10}(P)$ dB.

According to Part 90.691:

For any frequency removed from the EA licensee's frequency block by up to and including 37.5 kHz, the power of any emission shall be attenuated below the transmitter power (P) in watts by at least $116 \log_{10}(f/6.1)$ decibels or $50 + 10 \log_{10}(P)$ decibels or 80 decibels, whichever is the lesser attenuation, where f is the frequency removed from the center of the outer channel in the block in kilohertz and where f is greater than 12.5 kHz

According to Part 27.53(g):

For operations in the 600 MHz Band and the 698-746 MHz Band, the power of any emission outside a licensee's frequency Band(s) of operation shall be attenuated below the transmitter power (P) within the licensed Band(s) of operation, measured in watts, by at least $43 + 10 \log(P)$ dB. Compliance with this provision is based on the use of measurement instrumentation employing a resolution Bandwidth of 100

Chongqing Academy of Information and Communication Technology

Address: No. 8,Yuma Road, Chayuan New City, Nan'an District, Chongqing, P. R. China,401336
Tel: 0086-23-88069965 FAX:0086-23-88608777

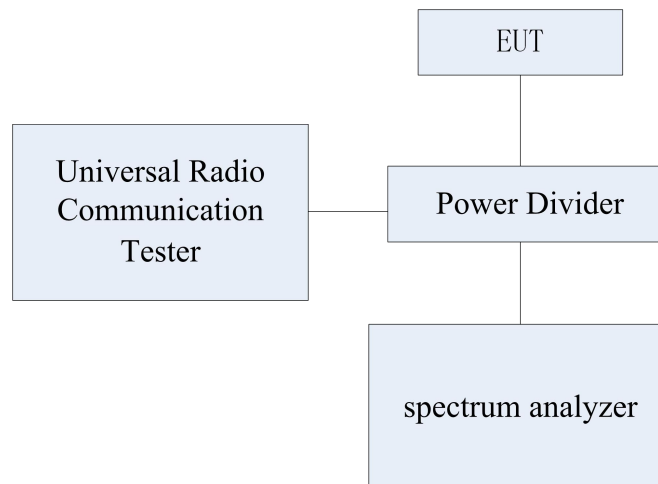
kilohertz or greater. However, in the 100 kilohertz Bands immediately outside and adjacent to a licensee's frequency block, a resolution Bandwidth of at least 30 kHz may be employed.

Measurement Uncertainty:

Item	Uncertainty	
Expanded Uncertainty	9kHz < f ≤ 4GHz	0.71 dB (k=2)
	4GHz ≤ f < 12.75GHz	0.74 dB (k=2)
	12.75GHz ≤ f < 26GHz	2.70 dB (k=2)

Test Setup:

During the test, the EUT was controlled via the Wireless Communications Test Set to ensure max power transmission and proper modulation and measured by spectrum analyzer.

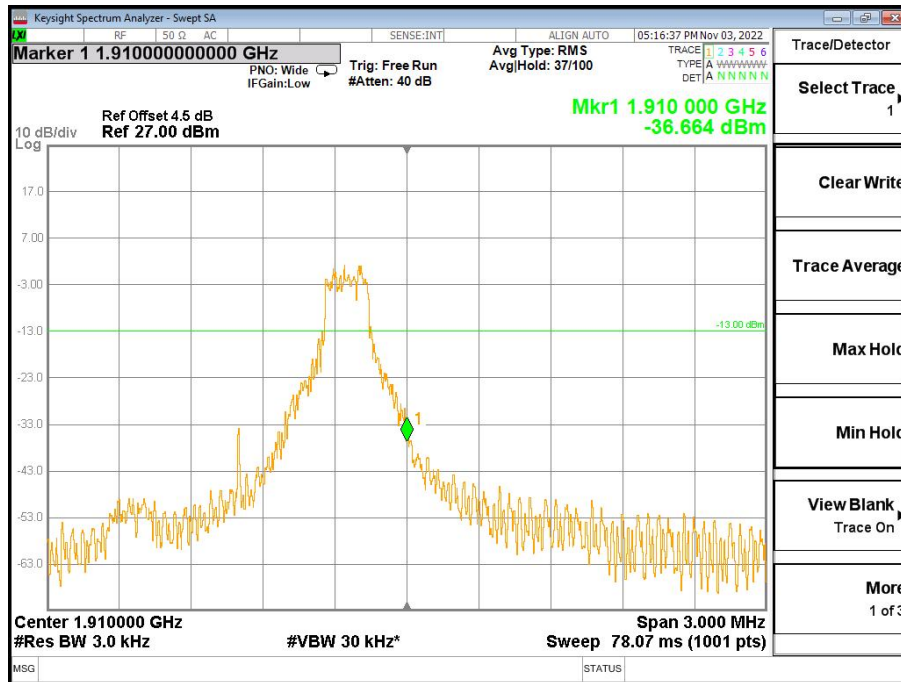
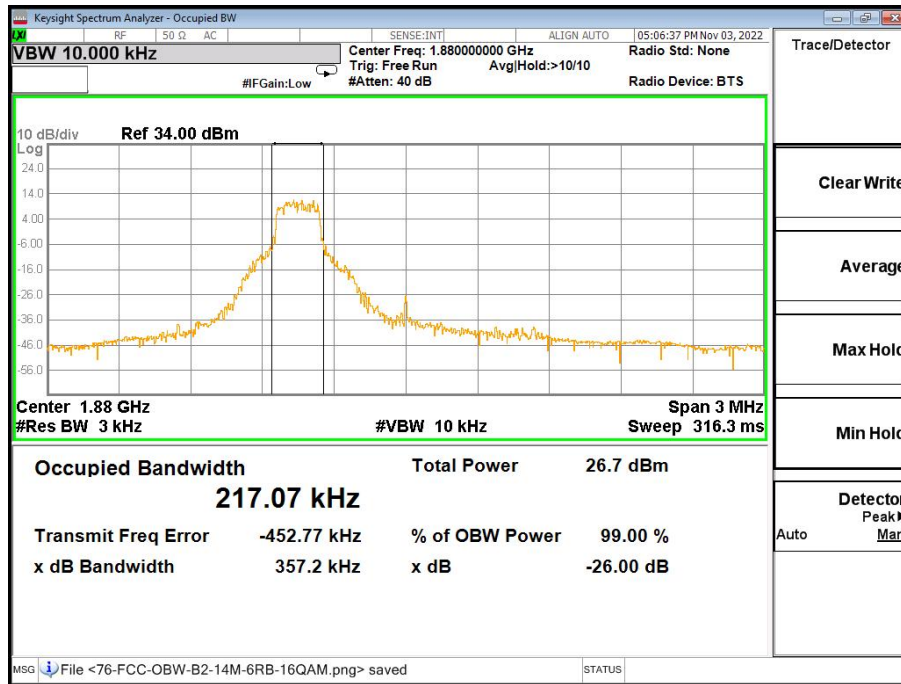


Test Method:

- 1) The EUT was coupled to the EMI test receiver analyzer mode and the base station simulator through a power divider. The loss of the cables the test system is calibrated to correct the readings.
- 2) The spectrum analyzer was set to Average Detector function and Maximum hold mode.
- 3) The resolution Bandwidth of the spectrum analyzer was a little greater than 1% of the 26dB emission Bandwidth.

Note: In this test item, the OBW test data do only use the OBW values to calculate RBW setting for the 1RB band edge test .

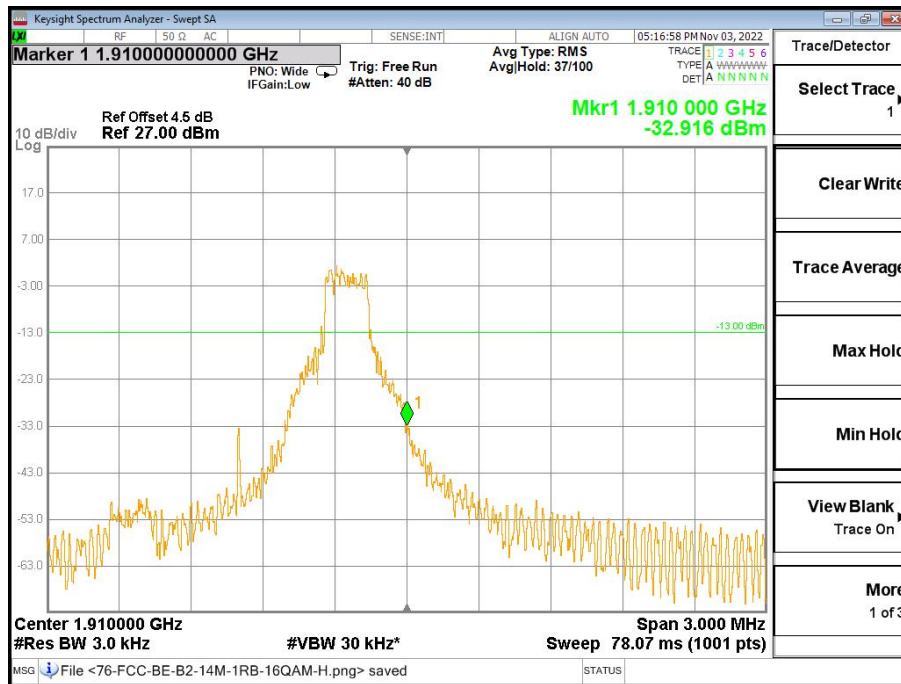
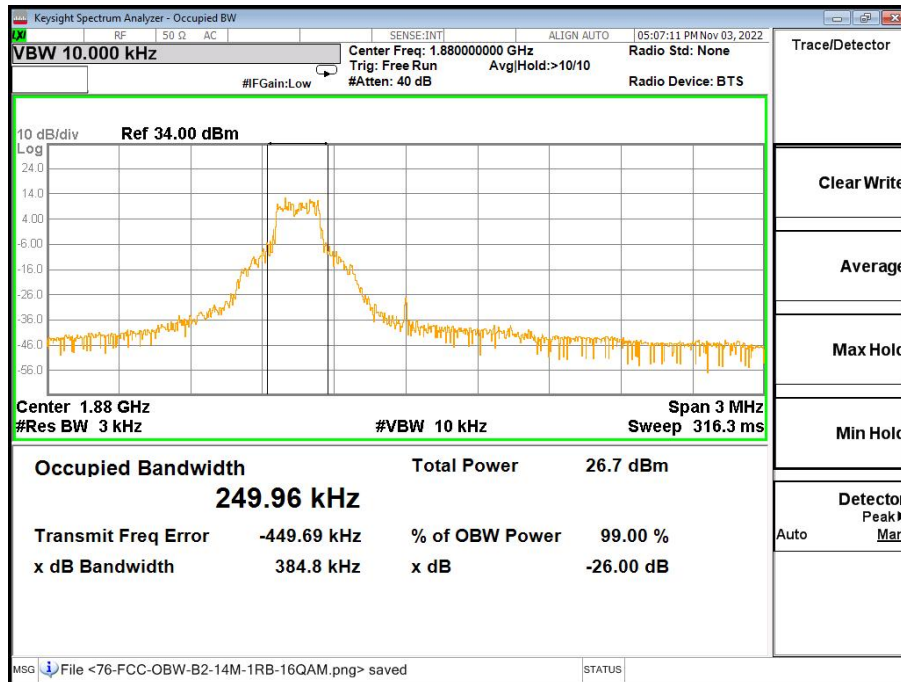
6.7.1 CAT-M Band 2 Edge Results



Band2-High Channel-1.4MHz Bandwidth-1RB-16QAM

Chongqing Academy of Information and Communication Technology

Address: No. 8, Yuma Road, Chayuan New City, Nan'an District, Chongqing, P. R. China, 401336
 Tel: 0086-23-88069965 FAX: 0086-23-88608777



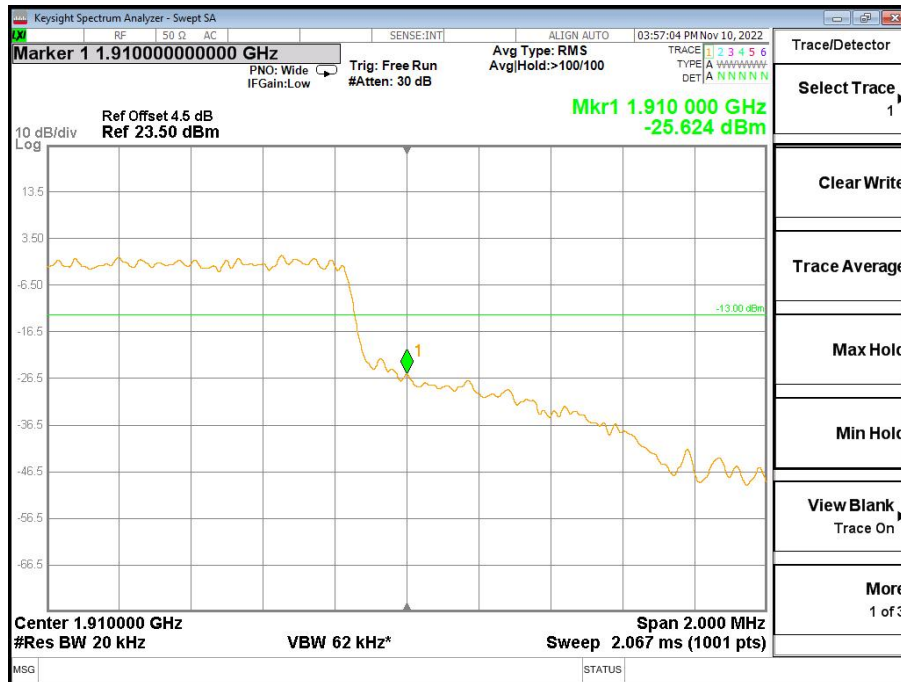
Band2-High Channel-1.4MHz Bandwidth-1RB-QPSK

Chongqing Academy of Information and Communication Technology

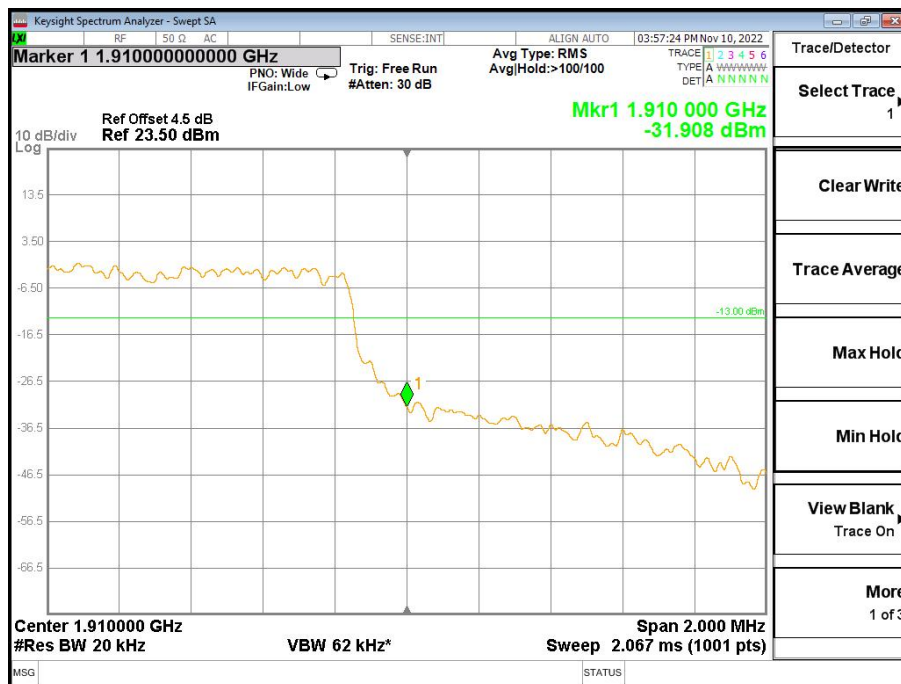
Address: No. 8,Yuma Road, Chayuan New City, Nan'an District, Chongqing, P. R. China,401336
 Tel: 0086-23-88069965 FAX:0086-23-88608777



Report No.: I22W00076-CAT-M RF-FCC_Rev2



Band2-High Channel-1.4MHz Bandwidth-5RB-16QAM



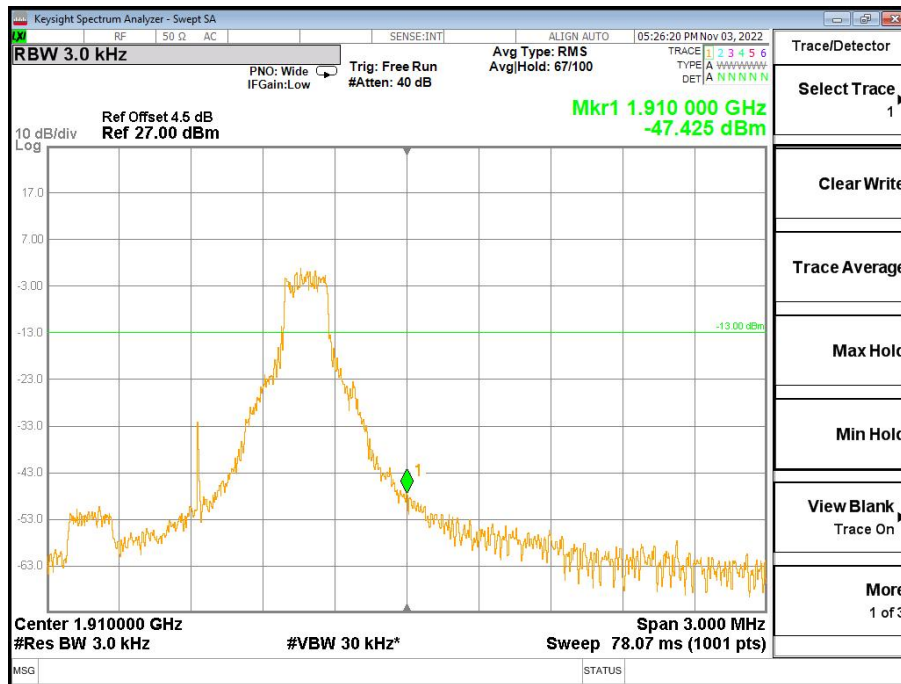
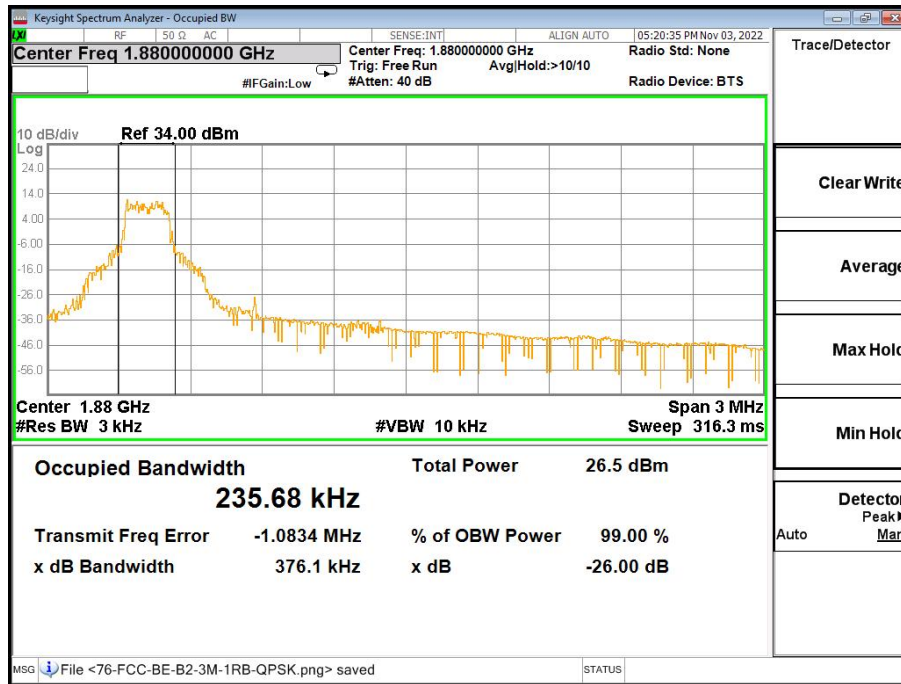
Band2-High Channel-1.4MHz Bandwidth-6RB-QPSK

Chongqing Academy of Information and Communication Technology

Address: No. 8, Yuma Road, Chayuan New City, Nan'an District, Chongqing, P. R. China, 401336
 Tel: 0086-23-88069965 FAX: 0086-23-88608777



Report No.: I22W00076-CAT-M RF-FCC_Rev2



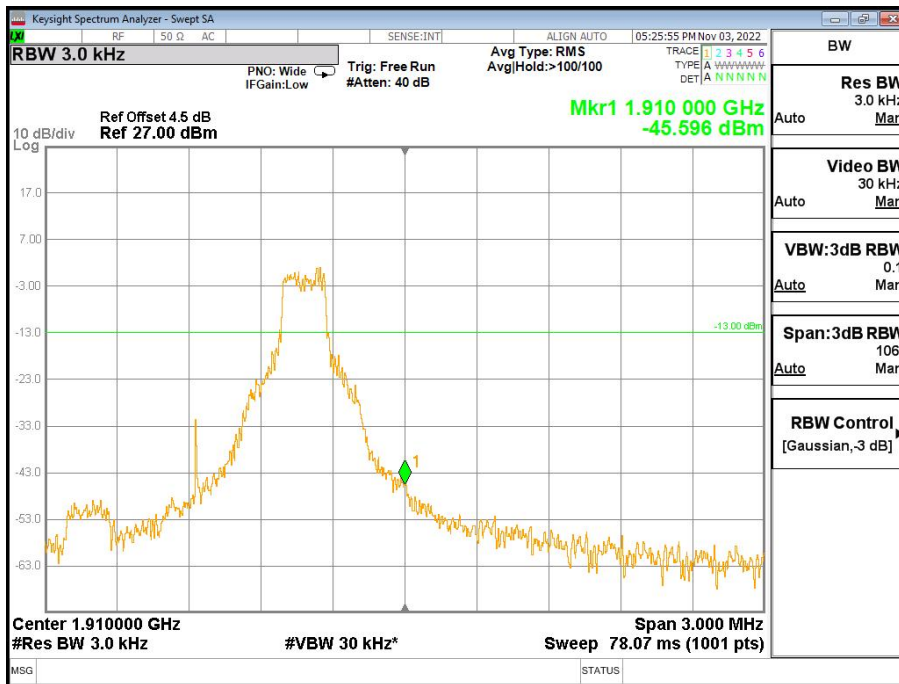
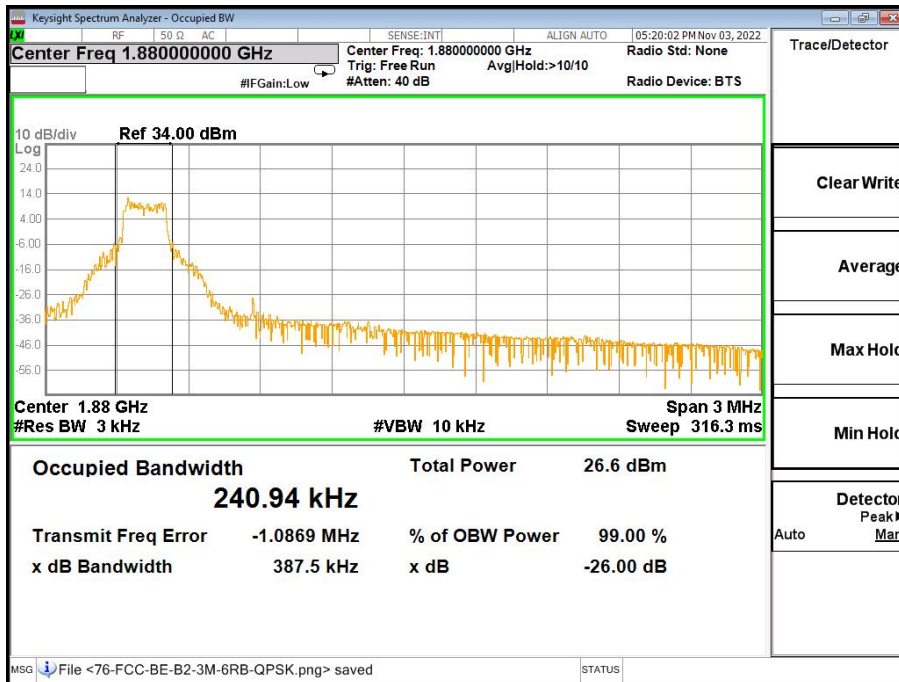
Band2-High Channel-3MHz Bandwidth-1RB-16QAM

Chongqing Academy of Information and Communication Technology

Address: No. 8, Yuma Road, Chayuan New City, Nan'an District, Chongqing, P. R. China, 401336
Tel: 0086-23-88069965 FAX: 0086-23-88608777



Report No.: I22W00076-CAT-M RF-FCC_Rev2



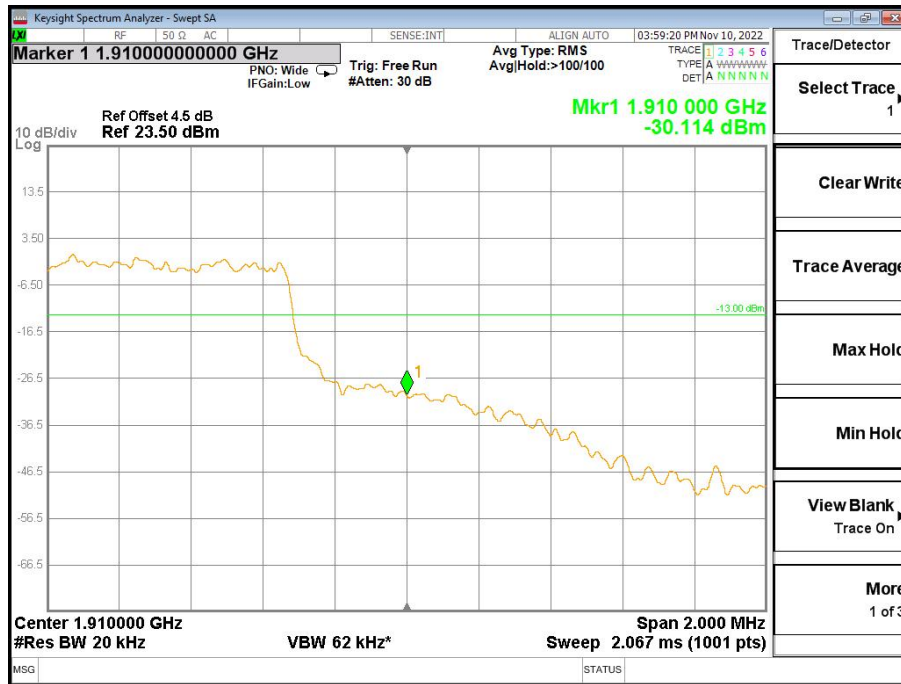
Band2-High Channel-3MHz Bandwidth-1RB-QPSK

Chongqing Academy of Information and Communication Technology

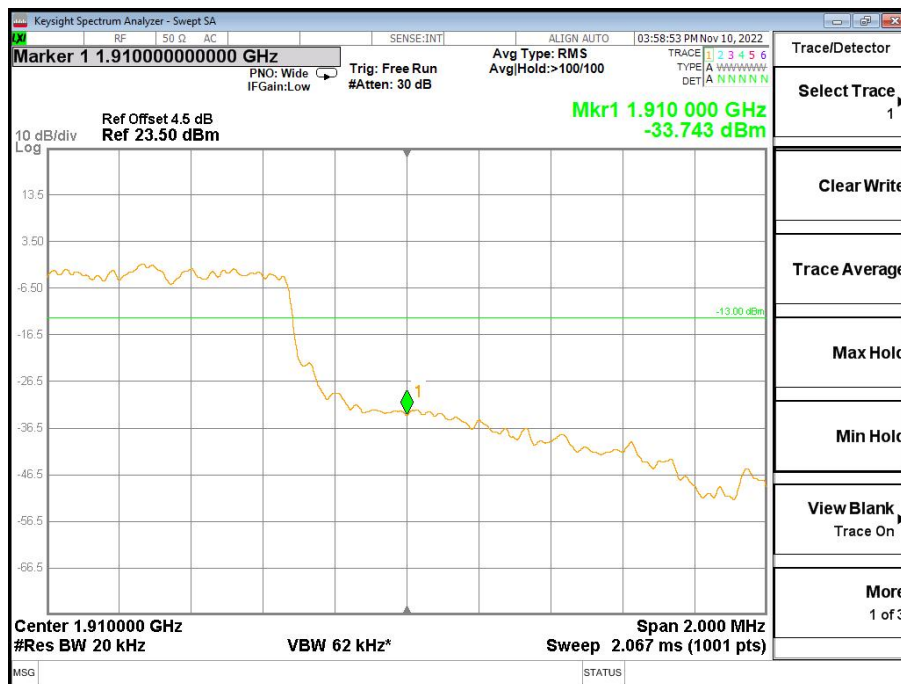
Address: No. 8, Yuma Road, Chayuan New City, Nan'an District, Chongqing, P. R. China, 401336
Tel: 0086-23-88069965 FAX: 0086-23-88608777



Report No.: I22W00076-CAT-M RF-FCC_Rev2



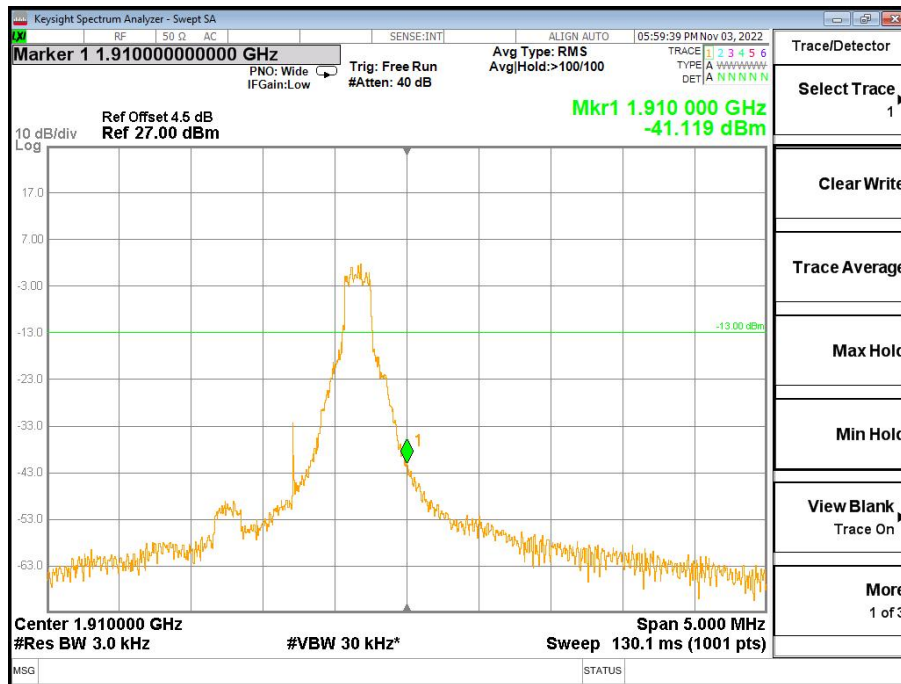
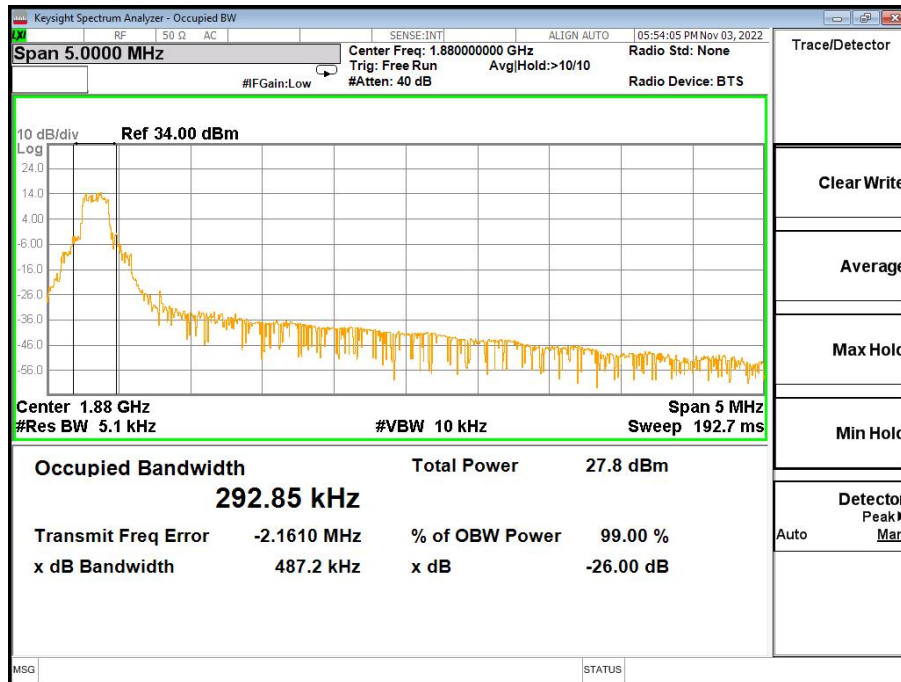
Band2-High Channel-3MHz Bandwidth-5RB-16QAM



Band2-High Channel-3MHz Bandwidth-6RB-QPSK

Chongqing Academy of Information and Communication Technology

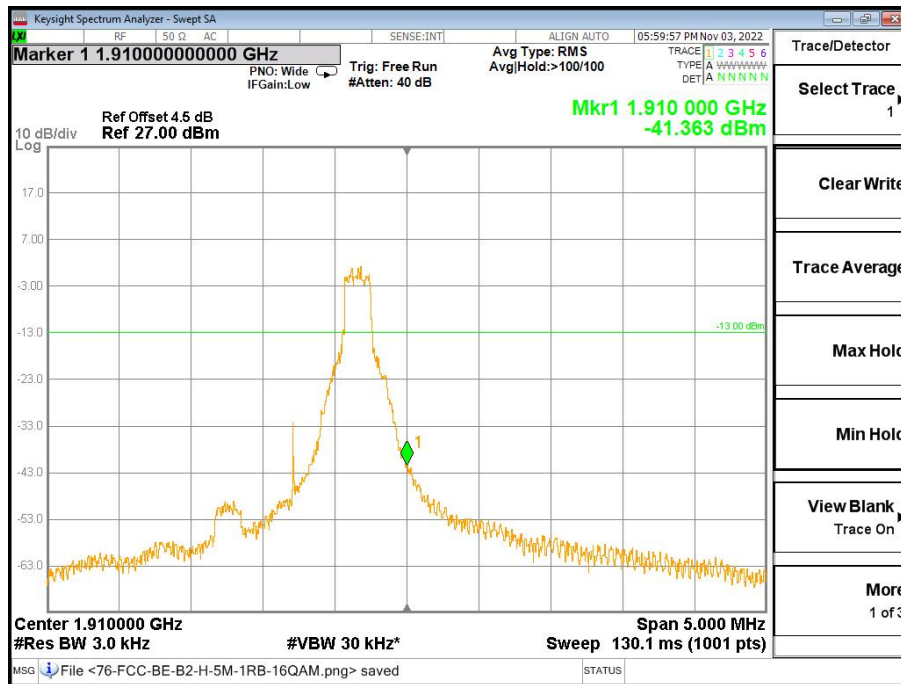
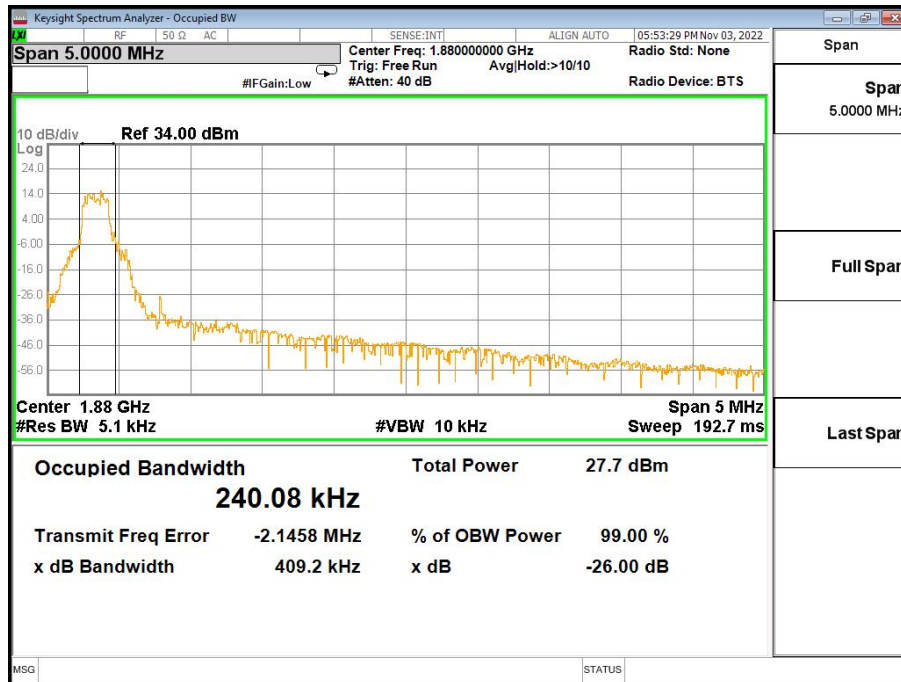
Address: No. 8,Yuma Road, Chayuan New City, Nan'an District, Chongqing, P. R. China,401336
Tel: 0086-23-88069965 FAX:0086-23-88608777



Band2-High Channel-5MHz Bandwidth-1RB-16QAM

Chongqing Academy of Information and Communication Technology

Address: No. 8,Yuma Road, Chayuan New City, Nan'an District, Chongqing, P. R. China,401336
Tel: 0086-23-88069965 FAX:0086-23-88608777



Band2-High Channel-5MHz Bandwidth-1RB-QPSK

Chongqing Academy of Information and Communication Technology

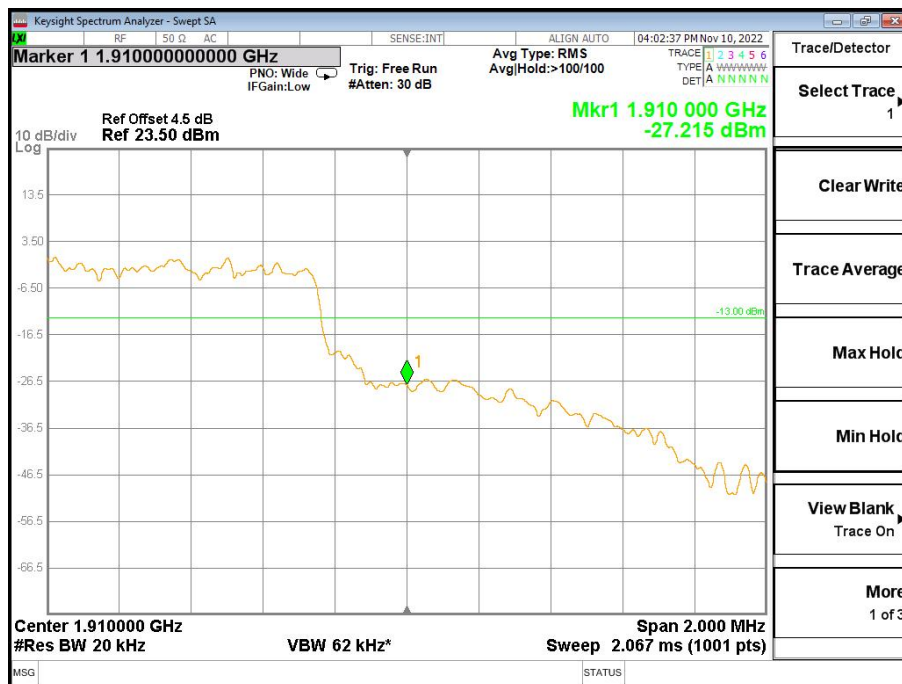
Address: No. 8, Yuma Road, Chayuan New City, Nan'an District, Chongqing, P. R. China, 401336
Tel: 0086-23-88069965 FAX: 0086-23-88608777



Report No.: I22W00076-CAT-M RF-FCC_Rev2



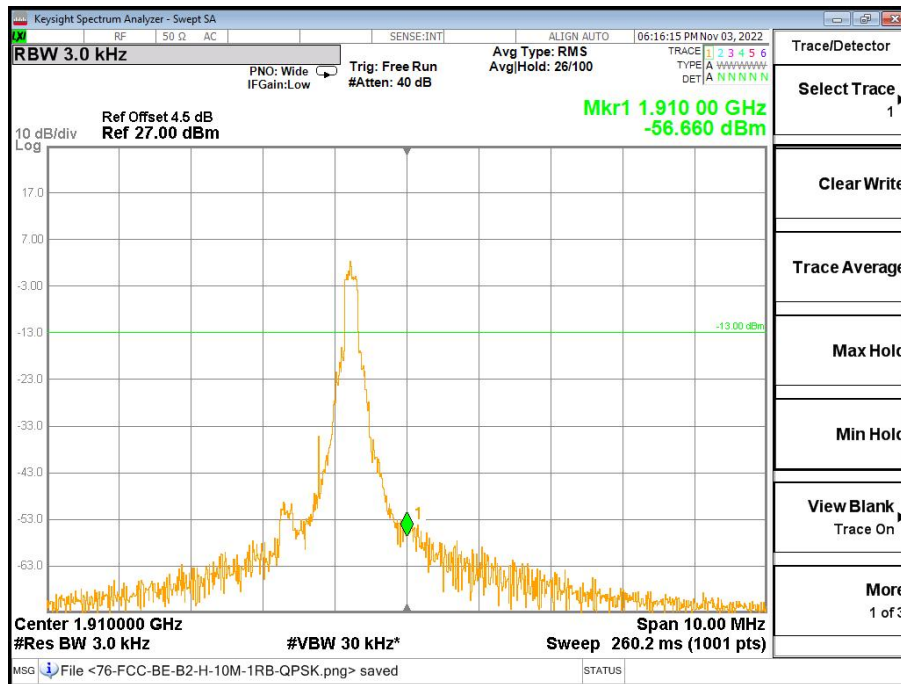
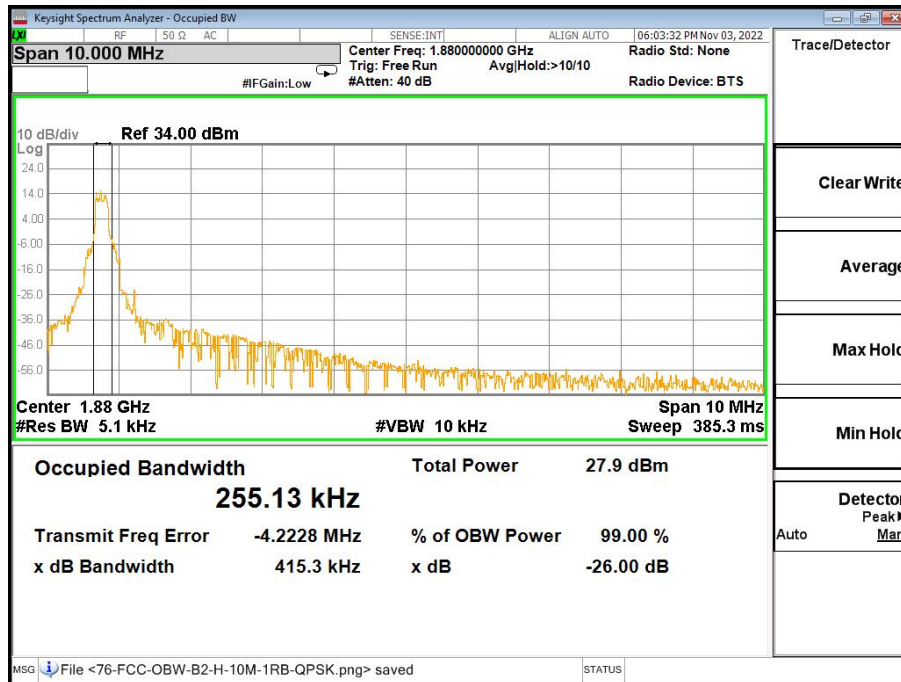
Band2-High Channel-5MHz Bandwidth-5RB-16QAM



Band2-High Channel-5MHz Bandwidth-6RB-QPSK

Chongqing Academy of Information and Communication Technology

Address: No. 8, Yuma Road, Chayuan New City, Nan'an District, Chongqing, P. R. China, 401336
 Tel: 0086-23-88069965 FAX: 0086-23-88608777



Band2-High Channel-10MHz Bandwidth-1RB-16QAM

Chongqing Academy of Information and Communication Technology

Address: No. 8, Yuma Road, Chayuan New City, Nan'an District, Chongqing, P. R. China, 401336
 Tel: 0086-23-88069965 FAX: 0086-23-88608777