





Gakkiku Technology Company
Flat B, 5/F., Selwyn Factory Building,
No. 404 Kwun Tong Road,
Kwun Tong, Kowloon,
Hong Kong
Tel: (852) 8113 2281
Fax: (852) 2797 0192
Email: info@gakkiku.com

Test Report

Applicant	Bear River International LLC
Address	1011 West 400 North, Suite 110, Logan, Utah 84321, United States
FCC ID Number	FCC ID: ZEZB1375R49
Brand Name(s)	None
Model Number(s)/Item Number(s)	B1375
Product Description	49.82-49.90 MHz Wireless Remote Control Toy - RX
Operating Frequency	49.860 MHz
Rules/Standards	Part 15.109 of the FCC Rules, RSS-310 Issue 3 and RSS-Gen Issue 3 of the Industry Canada
Received Date	12th April, 2013
Tested Date	13th April, 2013
Approved by	Dick Chan (Director of Gakkiku)
Tested by	 Lahm Peng (Engineer of SEM.Test)
Signed by	 Jandy So (Manager of SEM.Test)
Report Number	GKK201304120B
Test Results	<input checked="" type="checkbox"/> PASSED <input type="checkbox"/> FAILED

GENERAL

The report is written by Gakkiku Technology Company. The tested device complies with the general approval requirements of the FCC Rules and the Industry Canada as identified in this test report.

TEST LOCATION

The tested device was tested at the test site of the SEM.Test Compliance Service Co., Ltd., 3/F, Jinbao Commerce Building, Xin'an Fanshen Road, Bao'an District, Shenzhen, 518101, Guangdong, China. The FCC Recognized 2.948 Listed Test Firm Registration Number is 994117. The Industry Canada IC OATS Filing Number/Assigned Code is 7673A.

TABLE OF CONTENTS

1. GENERAL INFORMATION 4

 1.1 PRODUCT DESCRIPTION FOR EQUIPMENT UNDER TEST (EUT) 4

 1.2 TEST STANDARDS 4

 1.3 TEST METHODOLOGY 4

 1.4 EUT EXERCISE SOFTWARE5

 1.5 ACCESSORIES EQUIPMENT LIST AND DETAILS.....5

 1.6 EUT CABLE LIST AND DETAILS5

2. SUMMARY OF TEST RESULTS..... 6

3. PART 15.109(A) & RSS-310 ISSUE 3 §3.1 - RADIATED EMISSION..... 7

 3.1 MEASUREMENT UNCERTAINTY7

 3.2 TEST EQUIPMENT LIST AND DETAILS7

 3.3 TEST PROCEDURE7

 3.4 TEST RECEIVER SETUP 8

 3.5 CORRECTED AMPLITUDE & MARGIN CALCULATION..... 8

 3.6 ENVIRONMENTAL CONDITIONS..... 8

 3.7 SUMMARY OF TEST RESULTS/PLOTS 8

1. GENERAL INFORMATION

1.1 Product Description for Equipment Under Test (EUT)

Client Information

Applicant: Bear River International LLC
Address of applicant: 1011 West 400 North, Suite 110,
Logan, Utah 84321, United States

Manufacturer: Bear River International LLC
Address of manufacturer: 1011 West 400 North, Suite 110,
Logan, Utah 84321, United States

General Description of EUT

Item	Description
Product Description:	49.82-49.90 MHz Wireless Remote Control Toy - RX
Brand Name(s):	None
Model Number(s)/Item Number(s):	B1375
Power Source:	8 X DC 1.5V AA-Size Batteries, or DC 7.2V Ni-Cd Rechargeable Battery Pack
Rated Current:	/
For more information refer to the circuit diagram form and the user's manual.	

The test data is gathered from a production sample, provided by the manufacturer.

1.2 Test Standards

The following report is prepared on behalf of the Bear River International LLC in accordance with Part 2 Subpart J and Part 15 Subparts B of the FCC Rules.

The objective is to determine compliance with Part 15.109 of the FCC Rules and RSS-310 Issue 3 & RSS-Gen Issue 3 of the Industry Canada.

Maintenance of compliance is the responsibility of the manufacturer. Any modification of the product, which results in lowering the emission/immunity, should be checked to ensure compliance has been maintained.

1.3 Test Methodology

All measurements contained in this report were conducted with ANSI Standard C63.4-2009, American National Standard Institute for Methods of Measurement of Radio-Noise Emissions from Low-Voltage Electrical and Electronic Equipment in the range of 9 kHz to 40 GHz.

The equipment under test (EUT) was configured to measure its highest possible susceptibility against the tested phenomena. The test modes were adapted accordingly in reference to the Operating Instructions.

1.4 EUT Exercise Software

The EUT exercise program used during the testing was designed to exercise the system components. The test software is started while the whole system is on.

1.5 Accessories Equipment List and Details

Description	Manufacturer	Model	Serial Number
/	/	/	/

1.6 EUT Cable List and Details

Cable Description	Length (M)	Shielded/ Unshielded	With Core/ Without Core
/	/	/	/

2. SUMMARY OF TEST RESULTS

Description of Test	Result
Part 15.107(a) Conducted Emission	N/A
Part 15.109(a) Radiated Emission, RSS-310 Issue 3 §3.1	Compliant

3. Part 15.109(a) & RSS-310 Issue 3 §3.1 - RADIATED EMISSION

3.1 Measurement Uncertainty

Base on NIS 81, the Treatment of Uncertainty in EMC Measurements, the best estimate of the uncertainty of any radiation emissions measurement is ± 5.10 dB.

3.2 Test Equipment List and Details

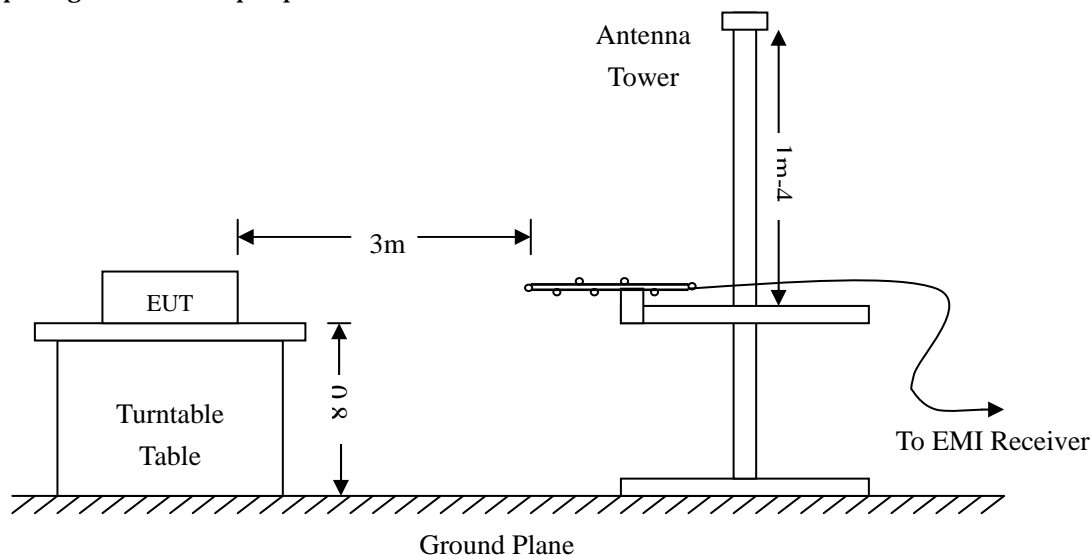
Description	Manufacturer	Model	Serial Number	Cal. Date	Due. Date
Spectrum Analyzer	R&S	FSP	836079/035	2013-03-28	2014-03-27
EMI Test Receiver	R&S	ESVB	825471/005	2013-03-28	2014-03-27
Positioning Controller	C&C	CC-C-1F	N/A	2013-03-28	2014-03-27
RF Switch	EM	EMSW18	SW060023	2013-03-28	2014-03-27
Pre-amplifier	Agilent	8447F	3113A06717	2013-03-28	2014-03-27
Pre-amplifier	Compliance Direction	PAP-0118	24002	2013-03-28	2014-03-27
Trilog Broadband Antenna	SCHWARZBECK	VULB9163	9163-333	2013-02-25	2014-02-24
Horn Antenna	ETS	3117	00086197	2013-02-25	2014-02-24
Signal Generator	HP	8648A	3642U01277	2013-03-28	2014-03-27

3.3 Test Procedure

The setup of EUT is according with ANSI Standard C63.4-2009 measurement procedure. The specification used was with the limits of Part 15.109 & 15.205 of the FCC Rules.

According to ANSI Standard C63.4-2009 § 12.1.1.1 (SUPERREGENERATIVE RECEIVER): A Signal Generator was set to the unit under test operating frequency. An unmodulated continuous wave (CW) signal was radiated at the superregenerative receiver operating frequency to cohere the characteristic broadband emissions from the receiver.

The external I/O cables were draped along the test table and formed a bundle 30 to 40 cm long in the middle. The spacing between the peripherals was 10 cm.



3.4 Test Receiver Setup

During the radiated emission test, the test receiver was set with the following configurations:

Start Frequency 30 MHz
Stop Frequency..... 1000 MHz
Sweep Speed Auto
IF Bandwidth..... 100 kHz
Quasi-Peak Adapter Bandwidth 120 kHz
Quasi-Peak Adapter Mode Normal

3.5 Corrected Amplitude & Margin Calculation

The Corrected Amplitude is calculated by adding the Antenna Factor and the Cable Factor, and subtracting the Amplifier Gain from the Amplitude reading. The basic equation is as follows:

$$\text{Corr. Ampl.} = \text{Indicated Reading} - \text{Corr. Factor}$$

The “**Margin**” column of the following data tables indicates the degree of compliance with the applicable limit. For example, a margin of -6dB μ V means the emission is 6dB μ V below the maximum limit for Part 15. The equation for margin calculation is as follows:

$$\text{Margin} = \text{Corr. Ampl.} - \text{Limit of Part 15 (RSS-310 Issue 3)}$$

3.6 Environmental Conditions

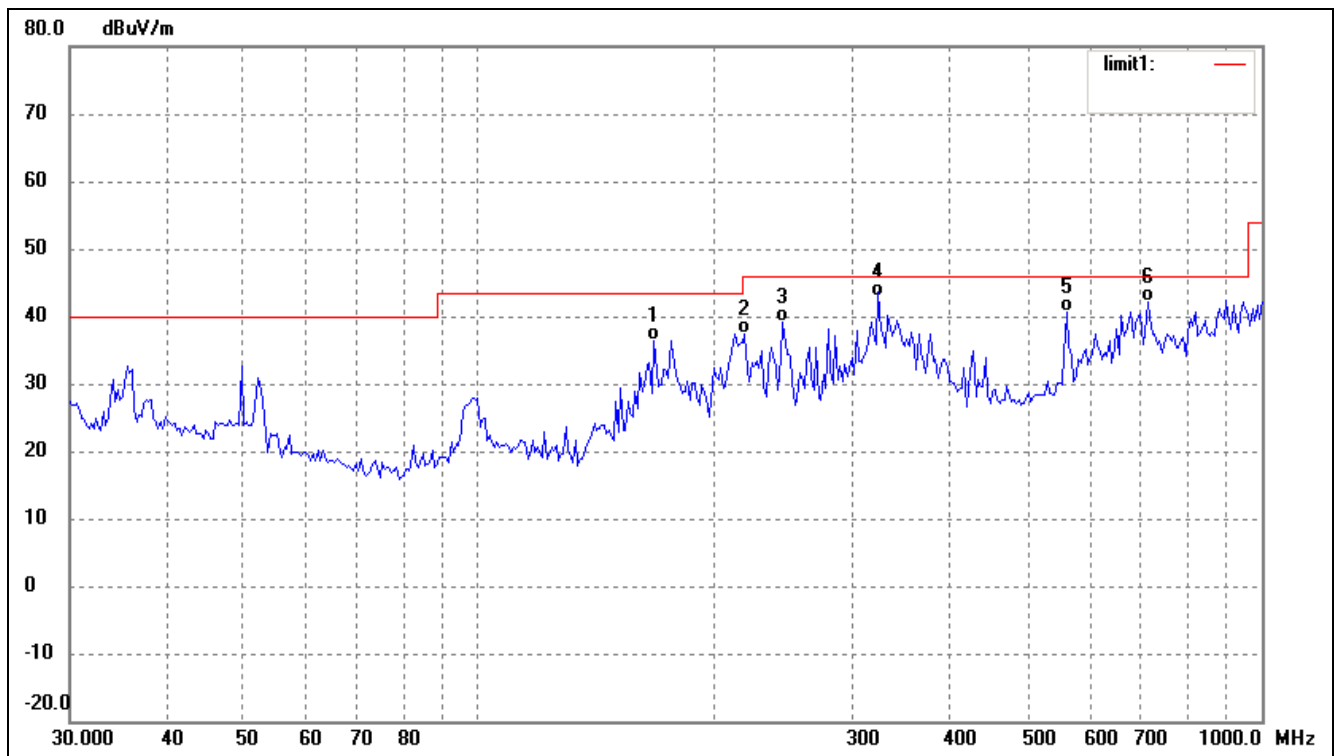
Temperature:	25 °C
Relative Humidity:	54%
ATM Pressure:	1011 mbar

3.7 Summary of Test Results/Plots

According to the data, the EUT is complied with the standards under Part 15.109 of the FCC Rules and RSS-310 Issue 3 of the Industry Canada, and had the worst margin of:

-3.09 dB μ V at 323.3204 MHz in the Horizontal polarization, Receiving mode,
Powered by 8 X DC 1.5V AA-Size Batteries, 30 MHz to 1 GHz, 3 Meters

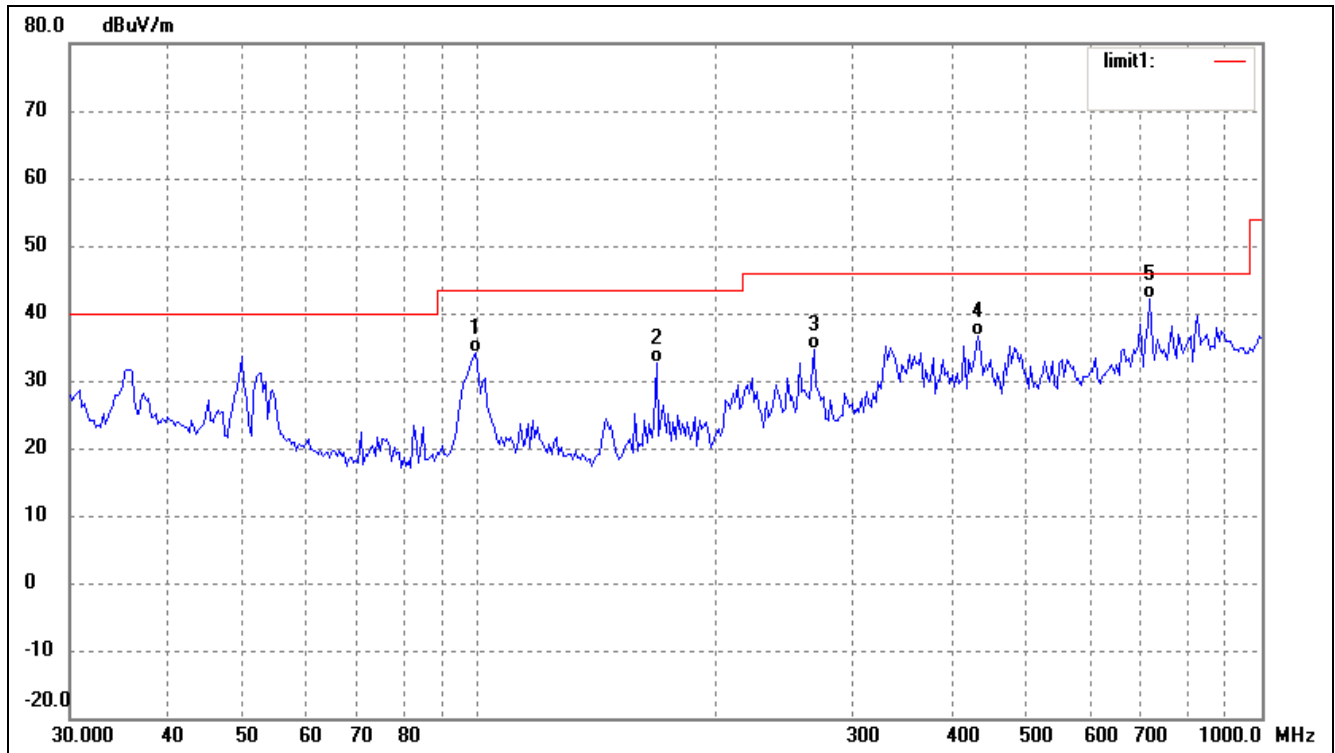
-2.37 dB μ V at 912.8620 MHz in the Horizontal polarization, Receiving mode,
Powered by DC 7.2V Ni-Cd Rechargeable Battery Pack, 30 MHz to 1 GHz, 3 Meters

Plot of Radiated Emissions Test Data*Radiated Disturbance**Product Description: 49.82-49.90 MHz Wireless Remote Control Toy - RX**Model Number(s)/Item Number(s): B1375**Operating Condition: Receiving**Test Specification: Horizontal & Vertical**Power Source: 8 X DC 1.5V AA-Size Batteries**Horizontal:*

No.	Frequency (MHz)	Reading (dBuV/m)	Correct Factor(dB)	Result (dBuV/m)	Limit (dBuV/m)	Margin (dB)	Degree (°)	Height (cm)	Remark
1	167.2368	32.78	3.68	36.46	43.50	-7.04	360	100	QP
2	218.3085	31.53	5.81	37.34	46.00	-8.66	25	100	QP
3	244.2321	32.02	7.12	39.14	46.00	-6.86	87	100	QP
4	323.3204	32.50	10.41	42.91	46.00	-3.09	360	100	QP
5	562.6624	27.26	13.41	40.67	46.00	-5.33	360	100	QP
6	714.1734	25.67	16.37	42.04	46.00	-3.96	25	100	QP

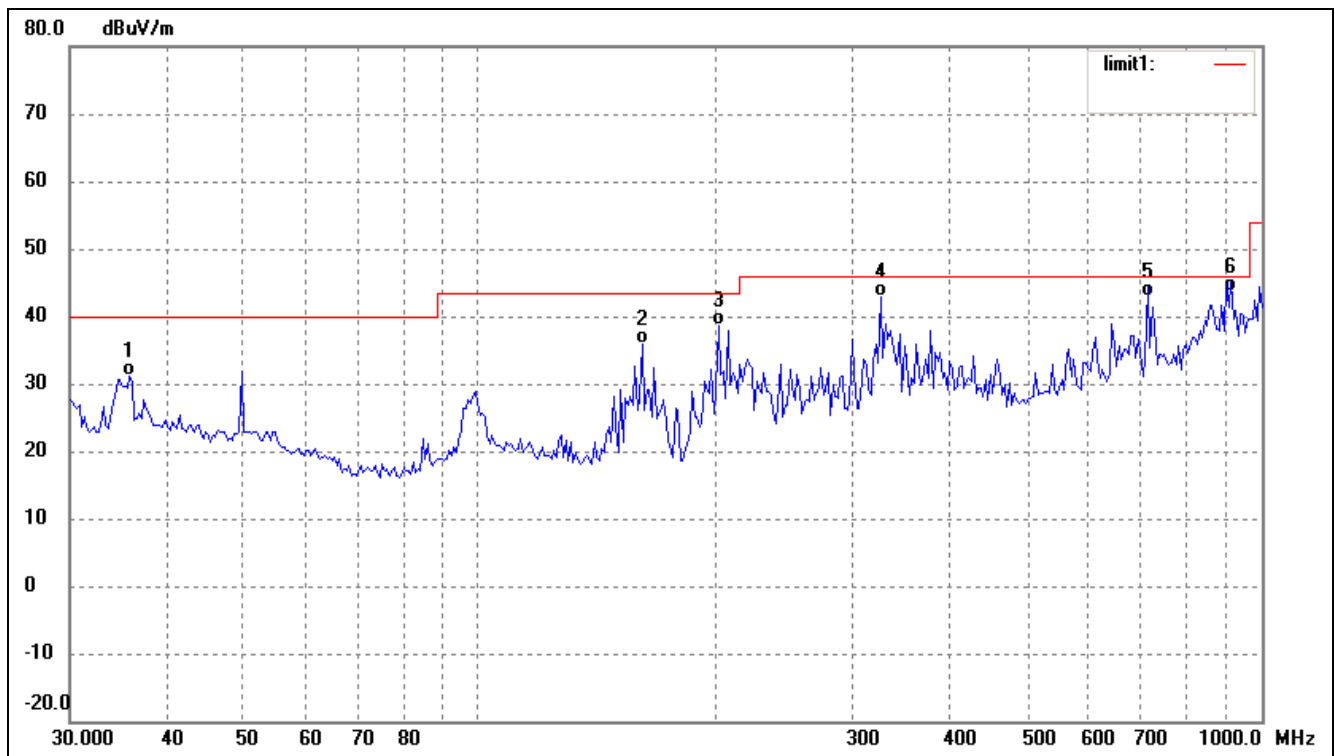
Note: Emissions attenuated more than 20 dB below the permissible value are not reported.

Vertical:



No.	Frequency (MHz)	Reading (dBuV/m)	Correct Factor(dB)	Result (dBuV/m)	Limit (dBuV/m)	Margin (dB)	Degree (°)	Height (cm)	Remark
1	98.8326	27.59	6.55	34.14	43.50	-9.36	235	100	QP
2	168.4138	28.85	3.69	32.54	43.50	-10.96	61	100	QP
3	267.5455	26.31	8.28	34.59	46.00	-11.41	44	100	QP
4	434.0651	25.46	11.10	36.56	46.00	-9.44	256	100	QP
5	719.1995	25.52	16.59	42.11	46.00	-3.89	25	100	QP

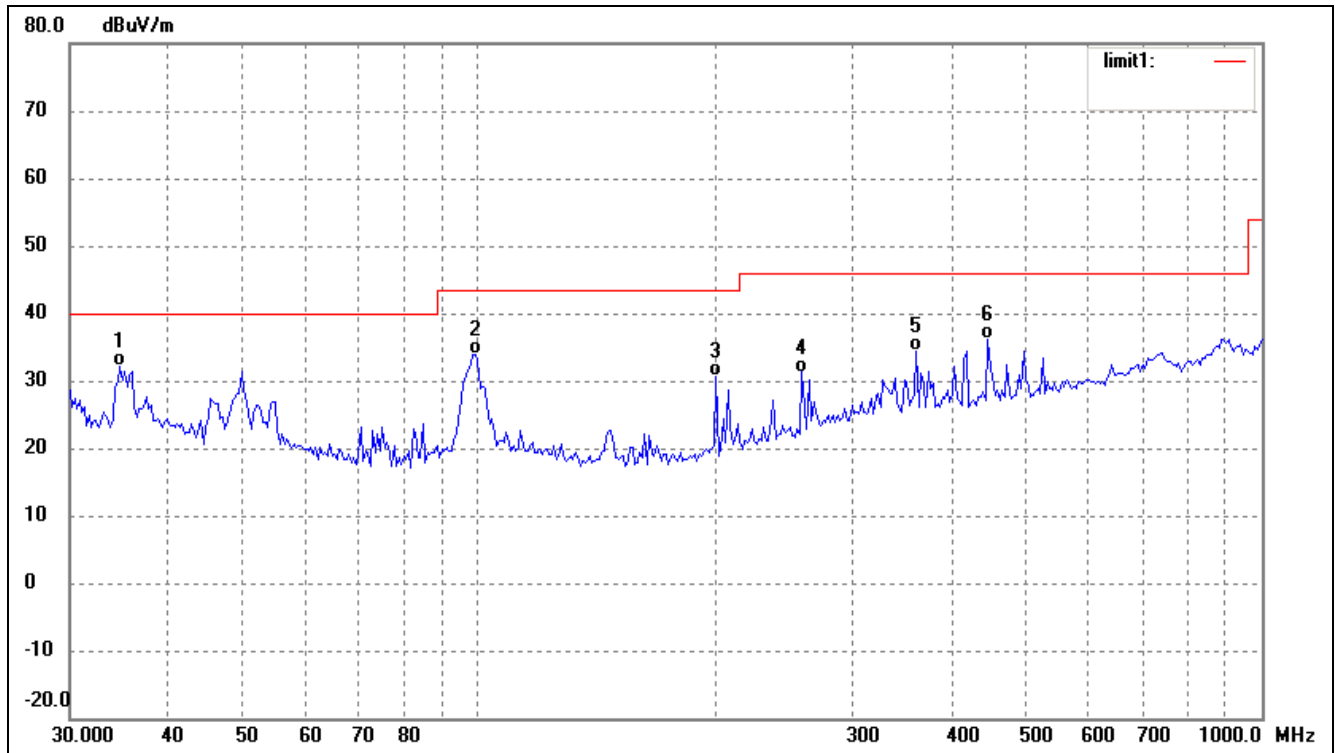
Note: Emissions attenuated more than 20 dB below the permissible value are not reported.

Plot of Radiated Emissions Test Data*Radiated Disturbance**Product Description: 49.82-49.90 MHz Wireless Remote Control Toy - RX**Model Number(s)/Item Number(s): B1375**Operating Condition: Receiving**Test Specification: Horizontal & Vertical**Power Source: DC 7.2V Ni-Cd Rechargeable Battery Pack**Horizontal:*

No.	Frequency	Reading	Correct	Result	Limit	Margin	Degree	Height	Remark
	(MHz)	(dBuV/m)	Factor(dB)	(dBuV/m)	(dBuV/m)	(dB)	(°)	(cm)	
1	35.7491	22.16	9.00	31.16	40.00	-8.84	256	100	QP
2	161.4742	32.29	3.66	35.95	43.50	-7.55	31	100	QP
3	202.1005	33.94	4.78	38.72	43.50	-4.78	45	100	QP
4	325.5958	32.44	10.38	42.82	46.00	-3.18	62	100	QP
5	714.1734	26.50	16.37	42.87	46.00	-3.13	31	100	QP
6	912.8620	24.70	18.93	43.63	46.00	-2.37	255	100	QP

Note: Emissions attenuated more than 20 dB below the permissible value are not reported.

Vertical:



No.	Frequency (MHz)	Reading (dBuV/m)	Correct Factor(dB)	Result (dBuV/m)	Limit (dBuV/m)	Margin (dB)	Degree (°)	Height (cm)	Remark
1	34.7602	23.21	8.84	32.05	40.00	-7.95	360	100	QP
2	98.8326	27.27	6.55	33.82	43.50	-9.68	24	100	QP
3	200.6881	25.84	4.69	30.53	43.50	-12.97	13	100	QP
4	258.3264	23.61	7.64	31.25	46.00	-14.75	226	100	QP
5	361.7139	23.70	10.69	34.39	46.00	-11.61	36	100	QP
6	446.4141	24.62	11.41	36.03	46.00	-9.97	152	100	QP

Note: Emissions attenuated more than 20 dB below the permissible value are not reported.

***** END OF REPORT *****