



No.23T04Z70626-011

For

Samsung Electronics Co., Ltd.

Multi-band GSM/WCDMA/LTE/5GNR Phone with Bluetooth, WLAN

Model Name: SM-M556B/DS

with

Hardware Version: REV1.0

Software Version: M556B.001

FCC ID: ZCASMM556B

Note:

The test results in this test report relate only to the devices specified in this report. This report shall not be reproduced except in full without the written approval of CTTL.

The report must not be used by the client to claim product certification, approval, or endorsement by NVLAP, NIST, or any agency of the U.S. Government.

Test Laboratory:

CTTL, Telecommunication Technology Labs, CAICT


No. 52, Huayuan North Road, Haidian District, Beijing, P. R. China 100191.

Tel:+86(0)10-62304633-2512, Fax:+86(0)10-62304633-2504


Email: ctl_terminals@caict.ac.cn, website: www.caict.ac.cn




Picture 1: Constituents of the sample




Picture 2: Left Head Touch Cheek Position



Picture 3: Left Head Tilt 15° Position




Picture 4: Right Head Touch Cheek Position




Picture 5: Right Head Tilt 15° Position

Test positions for body:

The Body SAR is tested at the following test positions all with the distance =10/12/13/17/19/23mm between the EUT and the phantom bottom:




Picture 6: Front 10mm




Picture 7: Rear 10mm




Picture 8: Left 10mm




Picture 9: Right 10mm




Picture 10: Top 10mm



Picture 11: Bottom 10mm




Picture 12: Front 12mm




Picture 13: Front 19mm



Picture 14: Rear 13mm




Picture 15: Rear 17mm



Picture 15: Rear 23mm




Picture 16: Left 12mm



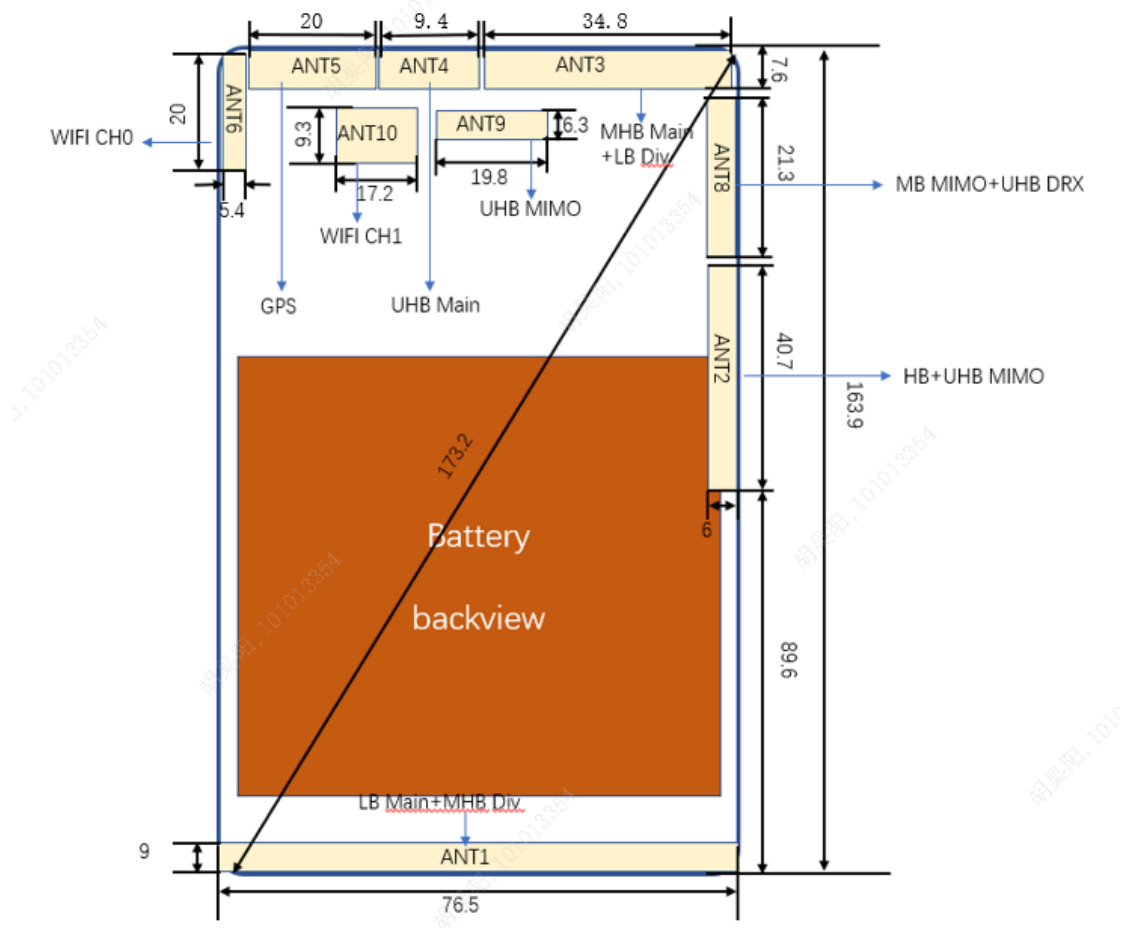
Picture 17: Top 13mm



Picture 18: Top 27mm



Picture 19: Top 19mm



Picture 20: Antenna Locations