

**Test Setup Photos**  
**Application for Grant of Equipment Authorization**  
**Class II Permissive Change/Reassessment**  
pursuant to  
**FCC PART 15 SUBPART C**

**Manufacturer:** Smart Technologies ULC

**Model:** KAPP 84


**Serial#** G010HW06Z0006

**Document Issue Date:** Apr 07, 2013

**FCC ID:** Z64-WL18SBMOD




**Figure A** – 30M -1000M Radiated Spurious Emission Setup



**Figure B** – 1GHz-18GHz Radiated Spurious Emission Setup

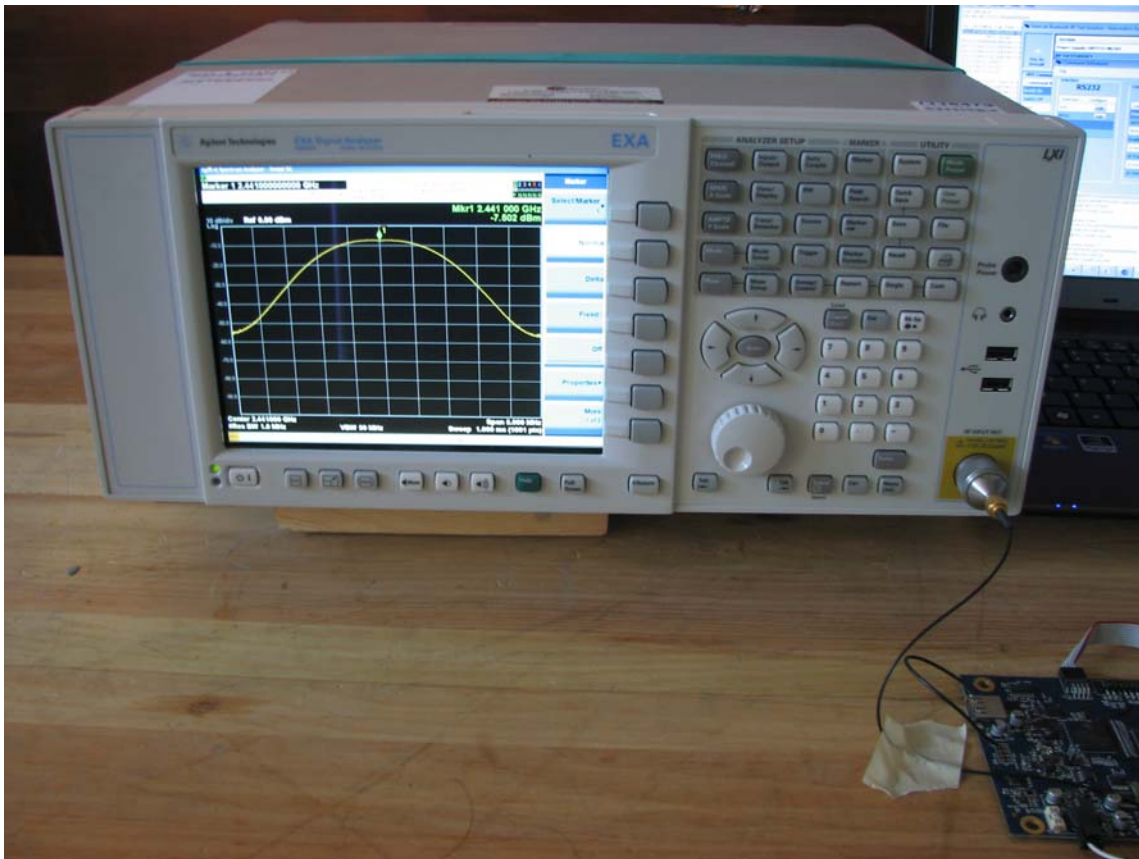


**Figure C - 1GHz-18GHz Radiated Spurious Emission Setup**




**Figure D – 9kHz-30MHz Radiated Spurious Emission Setup**





**Figure E** – Antenna Conducted Output Power, Band Edge Spurious Emission setup-Front View



**Figure F** - Antenna Conducted Output Power, Band Edge Spurious Emission setup-Top View

**End of Document**