

EXHIBIT D - TEST SETUP PHOTOGRAPHS

Test Model1&2&3

Conducted Emissions Front View




Conducted Emissions Side View



Test Mode4

Conducted Emissions Front View




Conducted Emissions Side View




Test Mode1&2&3


Radiated Emissions Front View (Below 1 GHz)



Radiated Emissions Rear View (Below 1 GHz)




Radiated Emissions FrontView (Above 1 GHz)




Radiated Emissions Rear View (Above 1 GHz)



Radiated Emissions FrontView (18-30 GHz)




Radiated Emissions Rear View (18-30 GHz)




Test Mode4


Radiated Emissions Front View (Below 1 GHz)




Radiated Emissions Rear View (Below 1 GHz)



Radiated Emissions FrontView (Above 1 GHz)



Radiated Emissions Rear View (Above 1 GHz)



Radiated Emissions FrontView (18-30 GHz)



Radiated Emissions Rear View (18-30 GHz)

