

## SGS-CSTC Standards Technical Services Co., Ltd. Shenzhen Branch

SZEMC-TRF-01 Rev. A/1

Report No.: SZCR241200457604

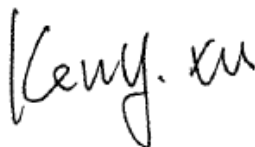
Page: 1 of 806

**TEST REPORT**

**Application No.:** SZCR2412004576AT  
**Applicant:** Grandstream Networks, Inc.  
**Address of Applicant:** 126 Brookline Ave., 3rd Floor Boston, MA 02215, USA  
**Manufacturer:** Grandstream Networks, Inc.  
**Address of Manufacturer:** 126 Brookline Ave., 3rd Floor Boston, MA 02215, USA  
**Equipment Under Test (EUT):**  
**EUT Name:** In-Wall Wi-Fi 7 Access Point  
**Model No.:** GWN7670WM  
**Trade Mark:** GRANDSTREAM  
**FCC ID:** YZZGWN7670WM  
**Standard(s) :** 47 CFR Part 15, Subpart E 15.407  
**Date of Receipt:** 2024-12-05  
**Date of Test:** 2024-12-09 to 2025-02-13  
**Date of Issue:** 2025-02-17

<b>Test Result:</b>	<b>Pass*</b>
---------------------	--------------

\* In the configuration tested, the EUT complied with the standards specified above.



Keny Xu  
EMC Laboratory Manager



SGS-CSTC Standards Technical Services Co., Ltd.  
Shenzhen Branch EMC Laboratory

Unless otherwise agreed in writing, this document is issued by the Company subject to its General Conditions of Service printed overleaf, available on request or accessible at <https://www.sgs.com/en/Terms-and-Conditions>. Attention is drawn to the limitation of liability, indemnification and jurisdiction issues defined therein. Any holder of this document is advised that information contained hereon reflects the Company's findings at the time of its intervention only and within the limits of Client's instructions, if any. The Company's sole responsibility is to its Client and this document does not exonerate parties to a transaction from exercising all their rights and obligations under the transaction documents. This document cannot be reproduced except in full, without prior written approval of the Company. Any unauthorized alteration, forgery or falsification of the content or appearance of this document is unlawful and offenders may be prosecuted to the fullest extent of the law. Unless otherwise stated the results shown in this test report refer only to the sample(s) tested and such sample(s) are retained for 30 days only.

Attention: To check the authenticity of testing / inspection report & certificate, please contact us at telephone: (86-755) 8307 1443, or email: [CN.Doccheck@sgs.com](mailto:CN.Doccheck@sgs.com)

No. 1 Workshop, M-10, Middle Section, Science & Technology Park, Nanshan District, Shenzhen, Guangdong, China 518057 t (86-755) 26012053 f (86-755) 26710594 www.ssgroup.com.cn  
中国·广东·深圳市南山区科技园中区M-10栋1号厂房 邮编: 518057 t (86-755) 26012053 f (86-755) 26710594 sgs.china@sgs.com

## SGS-CSTC Standards Technical Services Co., Ltd. Shenzhen Branch

SZEMC-TRF-01 Rev. A/1

Report No.: SZCR241200457604  
Page: 2 of 806

Revision Record				
Version	Chapter	Date	Modifier	Remark
01		2025-02-17		Original

Authorized for issue by:				
		Calvin Weng		
		Calvin Weng/Project Engineer		
		Eric Fu		
		Eric Fu/Reviewer		



Unless otherwise agreed in writing, this document is issued by the Company subject to its General Conditions of Service printed overleaf, available on request or accessible at <https://www.sgs.com/en/Terms-and-Conditions>. Attention is drawn to the limitation of liability, indemnification and jurisdiction issues defined therein. Any holder of this document is advised that information contained hereon reflects the Company's findings at the time of its intervention only and within the limits of Client's instructions, if any. The Company's sole responsibility is to its Client and this document does not exonerate parties to a transaction from exercising all their rights and obligations under the transaction documents. This document cannot be reproduced except in full, without prior written approval of the Company. Any unauthorized alteration, forgery or falsification of the content or appearance of this document is unlawful and offenders may be prosecuted to the fullest extent of the law. Unless otherwise stated the results shown in this test report refer only to the sample(s) tested and such sample(s) are retained for 30 days only.

Attention: To check the authenticity of testing / inspection report & certificate, please contact us at telephone: (86-755) 8307 1443, or email: [CN.Doccheck@sgs.com](mailto:CN.Doccheck@sgs.com)

No.1 Workshop, M-10, Middle Section, Science & Technology Park, Nanshan District, Shenzhen, Guangdong, China 518057 t (86-755) 26012053 f (86-755) 26710594 [www.sgsgroup.com.cn](http://www.sgsgroup.com.cn)  
中国·广东·深圳市南山区科技园中区M-10栋1号厂房 邮编: 518057 t (86-755) 26012053 f (86-755) 26710594 [sgs.china@sgs.com](mailto:sgs.china@sgs.com)

## 2 Test Summary

Radio Spectrum Technical Requirement				
Item	Standard	Method	Requirement	Result
Antenna Requirement	47 CFR Part 15, Subpart E 15.407	N/A	47 CFR Part 15, Subpart C 15.203	Pass
Transmission in the Absence of Data		N/A	47 CFR Part 15, Subpart E 15.407 (c)	Pass

Radio Spectrum Matter Part				
Item	Standard	Method	Requirement	Result
Conducted Emissions at AC Power Line (150kHz-30MHz)	47 CFR Part 15, Subpart E 15.407	ANSI C63.10 (2013) Section 6.2	47 CFR Part 15, Subpart C 15.207 & Subpart E 15.407 b(9)	Pass
Maximum Conducted output power		ANSI C63.10 (2013) Section 12.3	47 CFR Part 15, Subpart E 15.407 (a)	Pass
Radiated Emissions (Below 1GHz)		ANSI C63.10 (2013) Section 6.4,6.5	47 CFR Part 15, Subpart C 15.209 & Subpart E 15.407(b)	Pass
Radiated Emissions (Above 1GHz)		ANSI C63.10 (2013) Section 6.6	47 CFR Part 15, Subpart C 15.209 & Subpart E 15.407(b)	Pass
Radiated Emissions which fall in the restricted bands		ANSI C63.10 (2013) Section 6.10.5	47 CFR Part 15, Subpart C 15.209 & Subpart E 15.407(b)	Pass
Duty Cycle		ANSI C63.10 (2013) Section 12.2	ANSI C63.10 (2013) Section 12.2	Pass
99% Bandwidth		ANSI C63.10 (2013) Section 12.4.2	ANSI C63.10 (2013) Section 12.4.2	Pass
26dB Emission bandwidth		ANSI C63.10 (2013) Section 12.4.1	47 CFR Part 15, Subpart E 15.407 (a)	Pass
Minimum 6 dB bandwidth (5.725-5.85 GHz band )		ANSI C63.10 (2013) Section 6.9.2	47 CFR Part 15, Subpart E 15.407 (e)	Pass
Peak Power spectrum density		ANSI C63.10 (2013) Section 12.5	47 CFR Part 15, Subpart E 15.407 (a)	Pass
Frequency Stability		ANSI C63.10 (2013) Section 6.8	47 CFR Part 15, Subpart E 15.407 (g)	Pass
Transmitter Power Control		ANSI C63.10 (2013) Section 12.3	47 CFR Part 15, Subpart E 15.407 (h)(1)	Pass



Unless otherwise agreed in writing, this document is issued by the Company subject to its General Conditions of Service printed overleaf, available on request or accessible at <https://www.sgs.com/en/Terms-and-Conditions>. Attention is drawn to the limitation of liability, indemnification and jurisdiction issues defined therein. Any holder of this document is advised that information contained hereon reflects the Company's findings at the time of its intervention only and within the limits of Client's instructions, if any. The Company's sole responsibility is to its Client and this document does not exonerate parties to a transaction from exercising all their rights and obligations under the transaction documents. This document cannot be reproduced except in full, without prior written approval of the Company. Any unauthorized alteration, forgery or falsification of the content or appearance of this document is unlawful and offenders may be prosecuted to the fullest extent of the law. Unless otherwise stated the results shown in this test report refer only to the sample(s) tested and such sample(s) are retained for 30 days only.

Attention: To check the authenticity of testing /inspection report & certificate, please contact us at telephone: (86-755) 8307 1443, or email: [CN.Doccheck@sgs.com](mailto:CN.Doccheck@sgs.com)

### 3 Contents

	Page
1 Cover Page .....	1
2 Test Summary .....	3
3 Contents .....	4
4 General Information .....	6
4.1 Details of E.U.T. ....	6
4.2 Description of Support Units .....	6
4.3 Measurement Uncertainty .....	7
4.4 Test Location .....	8
4.5 Test Facility .....	8
4.6 Deviation from Standards .....	8
4.7 Abnormalities from Standard Conditions .....	8
5 Equipment List .....	9
6 Radio Spectrum Technical Requirement .....	12
6.1 Antenna Requirement .....	12
6.1.1 Test Requirement: .....	12
6.1.2 Conclusion .....	12
6.2 Transmission in the Absence of Data .....	13
6.2.1 Test Requirement: .....	13
6.2.2 Conclusion .....	13
7 Radio Spectrum Matter Test Results .....	14
7.1 Conducted Emissions at AC Power Line (150kHz-30MHz) .....	14
7.1.1 E.U.T. Operation .....	14
7.1.2 Test Mode Description .....	14
7.1.3 Test Setup Diagram .....	15
7.1.4 Measurement Procedure and Data .....	15
7.2 Maximum Conducted output power .....	18
7.2.1 E.U.T. Operation .....	18
7.2.2 Test Mode Description .....	18
7.2.3 Test Setup Diagram .....	19
7.2.4 Measurement Procedure and Data .....	19
7.3 Radiated Emissions (Below 1GHz) .....	20
7.3.1 E.U.T. Operation .....	20
7.3.2 Test Mode Description .....	20
7.3.3 Test Setup Diagram .....	21
7.3.4 Measurement Procedure and Data .....	22
7.4 Radiated Emissions (Above 1GHz) .....	25
7.4.1 E.U.T. Operation .....	25
7.4.2 Test Mode Description .....	25
7.4.3 Test Setup Diagram .....	25



Unless otherwise agreed in writing, this document is issued by the Company subject to its General Conditions of Service printed overleaf, available on request or accessible at <https://www.sgs.com/en/Terms-and-Conditions>. Attention is drawn to the limitation of liability, indemnification and jurisdiction issues defined therein. Any holder of this document is advised that information contained hereon reflects the Company's findings at the time of its intervention only and within the limits of Client's instructions, if any. The Company's sole responsibility is to its Client and this document does not exonerate parties to a transaction from exercising all their rights and obligations under the transaction documents. This document cannot be reproduced except in full, without prior written approval of the Company. Any unauthorized alteration, forgery or falsification of the content or appearance of this document is unlawful and offenders may be prosecuted to the fullest extent of the law. Unless otherwise stated the results shown in this test report refer only to the sample(s) tested and such sample(s) are retained for 30 days only.

Attention: To check the authenticity of testing / inspection report & certificate, please contact us at telephone: (86-755) 8307 1443, or email: [CN.Doccheck@sgs.com](mailto:CN.Doccheck@sgs.com)



## SGS-CSTC Standards Technical Services Co., Ltd. Shenzhen Branch

SZEMC-TRF-01 Rev. A/1

Report No.: SZCR241200457604

Page: 5 of 806

7.4.4	Measurement Procedure and Data.....	26
7.5	Radiated Emissions which fall in the restricted bands .....	145
7.5.1	E.U.T. Operation .....	146
7.5.2	Test Mode Description .....	146
7.5.3	Test Setup Diagram .....	146
7.5.4	Measurement Procedure and Data.....	147
7.6	Duty Cycle .....	322
7.6.1	E.U.T. Operation .....	322
7.6.2	Test Mode Description .....	322
7.6.3	Test Setup Diagram .....	322
7.6.4	Measurement Procedure and Data.....	322
7.7	99% Bandwidth .....	323
7.7.1	E.U.T. Operation .....	323
7.7.2	Test Mode Description .....	323
7.7.3	Test Setup Diagram .....	323
7.7.4	Measurement Procedure and Data.....	323
7.8	26dB Emission bandwidth .....	324
7.8.1	E.U.T. Operation .....	324
7.8.2	Test Mode Description .....	324
7.8.3	Test Setup Diagram .....	324
7.8.4	Measurement Procedure and Data.....	324
7.9	Minimum 6 dB bandwidth (5.725-5.85 GHz band ) .....	325
7.9.1	E.U.T. Operation .....	325
7.9.2	Test Mode Description .....	325
7.9.3	Test Setup Diagram .....	325
7.9.4	Measurement Procedure and Data.....	325
7.10	Peak Power spectrum density.....	326
7.10.1	E.U.T. Operation.....	326
7.10.2	Test Mode Description.....	326
7.10.3	Test Setup Diagram.....	327
7.10.4	Measurement Procedure and Data .....	327
7.11	Frequency Stability .....	328
7.11.1	E.U.T. Operation.....	328
7.11.2	Test Mode Description.....	328
7.11.3	Test Setup Diagram.....	328
7.11.4	Measurement Procedure and Data .....	328
7.12	Transmitter Power Control .....	329
7.12.1	E.U.T. Operation.....	329
7.12.2	Test Mode Description.....	329
7.12.3	Test Setup Diagram.....	329
7.12.4	Measurement Procedure and Data .....	329
8	Test Setup Photo .....	330
9	EUT Constructional Details (EUT Photos) .....	330
10	Appendix.....	331



SGS-CSTC Standards Technical Services Co., Ltd.  
Shenzhen Branch (SZEMC) EMC Laboratory

Unless otherwise agreed in writing, this document is issued by the Company subject to its General Conditions of Service printed overleaf, available on request or accessible at <https://www.sgs.com/en/Terms-and-Conditions>. Attention is drawn to the limitation of liability, indemnification and jurisdiction issues defined therein. Any holder of this document is advised that information contained hereon reflects the Company's findings at the time of its intervention only and within the limits of Client's instructions, if any. The Company's sole responsibility is to its Client and this document does not exonerate parties to a transaction from exercising all their rights and obligations under the transaction documents. This document cannot be reproduced except in full, without prior written approval of the Company. Any unauthorized alteration, forgery or falsification of the content or appearance of this document is unlawful and offenders may be prosecuted to the fullest extent of the law. Unless otherwise stated the results shown in this test report refer only to the sample(s) tested and such sample(s) are retained for 30 days only.

Attention: To check the authenticity of testing /inspection report & certificate, please contact us at telephone: (86-755) 8307 1443, or email: [CN.Doccheck@sgs.com](mailto:CN.Doccheck@sgs.com)

No.1 Workshop, M-10, Middle Section, Science & Technology Park, Nanshan District, Shenzhen, Guangdong, China 518057 t (86-755) 26012053 f (86-755) 26710594 www.sgsgroup.com.cn  
中国·广东·深圳市南山区科技园中区M-10栋1号厂房 邮编: 518057 t (86-755) 26012053 f (86-755) 26710594 sgs.china@sgs.com

## 4 General Information

### 4.1 Details of E.U.T.

Power supply:	Powered by POE DC48V
Cable Loss (for RF conducted test):	1.5dB
Operation Frequency / Number of channels (20MHz):	U-NII-1:5180-5240MHz (4 Channels) U-NII-2A: 5260-5320MHz (4 Channels) U-NII-2C: 5500-5720MHz (12 Channels) U-NII-3: 5745-5825MHz (5 Channels)
Operation Frequency / Number of channels(40MHz):	U-NII-1:5190-5230MHz (2 Channels) U-NII-2A: 5270-5310MHz (2 Channels) U-NII-2C: 5510-5710MHz (6 Channels) U-NII-3: 5755-5795MHz (2 Channels)
Operation Frequency / Number of channels (80MHz):	U-NII-1:5210MHz (1 Channel) U-NII-2A: 5290MHz (1 Channel) U-NII-2C: 5530-5690MHz (3 Channels) U-NII-3: 5775MHz (1 Channel)
Operation Frequency / Number of channels (160MHz):	U-NII-1/2A:5250MHz (1 Channel) U-NII-2C: 5570MHz (1 Channel)
Modulation Type:	802.11a: OFDM (64QAM, 16QAM, QPSK, BPSK); 802.11n: OFDM (BPSK, QPSK, 16QAM, 64QAM); 802.11ac: OFDM (BPSK, QPSK, 16QAM, 64QAM, 256QAM); 802.11ax: OFDMA (BPSK, QPSK, 16QAM, 64QAM, 256QAM, 1024-QAM); 802.11be: OFDMA with enhancements (BPSK, QPSK, 16QAM, 64QAM, 256QAM, 1024-QAM, 4096-QAM)
Channel Spacing:	802.11a/n/ac/ax/be 20: 20MHz; 802.11n/ac/ax/be 40: 40MHz; 802.11ac/ax/be 80: 80MHz;802.11ac/ax/be 160: 320MHz
DFS Function:	Master
TPC Function:	Support TPC function
Antenna Type:	PIFA Antenna
Antenna Gain:	Ant1: 4.16dBi, Ant2: 4.3dBi

Remark:The information in this section is provided by the applicant or manufacturer, SGS is not liable to the accuracy, suitability, reliability or/and integrity of the information.

### 4.2 Description of Support Units

Description	Manufacturer	Model No.	Serial No.
--	--	--	--
The EUT has been tested as an independent unit.			



Unless otherwise agreed in writing, this document is issued by the Company subject to its General Conditions of Service printed overleaf, available on request or accessible at <https://www.sgs.com/en/Terms-and-Conditions>. Attention is drawn to the limitation of liability, indemnification and jurisdiction issues defined therein. Any holder of this document is advised that information contained hereon reflects the Company's findings at the time of its intervention only and within the limits of Client's instructions, if any. The Company's sole responsibility is to its Client and this document does not exonerate parties to a transaction from exercising all their rights and obligations under the transaction documents. This document cannot be reproduced except in full, without prior written approval of the Company. Any unauthorized alteration, forgery or falsification of the content or appearance of this document is unlawful and offenders may be prosecuted to the fullest extent of the law. Unless otherwise stated the results shown in this test report refer only to the sample(s) tested and such sample(s) are retained for 30 days only.

Attention: To check the authenticity of testing /inspection report & certificate, please contact us at telephone: (86-755) 8307 1443, or email: [CN.Doccheck@sgs.com](mailto:CN.Doccheck@sgs.com)

SGS-CSTC Standards Technical Services Co., Ltd. Shenzhen Branch Laboratory  
No.1 Workshop, M-10, Middle Section, Science & Technology Park, Nanshan District, Shenzhen, Guangdong, China 518057 t (86-755) 26012053 f (86-755) 26710594 www.sgs.com.cn  
中国·广东·深圳市南山区科技园中区M-10栋1号厂房 邮编: 518057 t (86-755) 26012053 f (86-755) 26710594 sgs.china@sgs.com

## 4.3 Measurement Uncertainty

Test Item	Measurement Uncertainty
Conducted Emissions at AC Power Line (150kHz-30MHz)	$\pm 3.1\text{dB}$
Maximum Conducted output power	$\pm 0.75\text{dB}$
Radiated Emissions (Below 1GHz)	$\pm 6.0\text{dB}$ for 3m; $\pm 5.0\text{dB}$ for 10m
Radiated Emissions (Above 1GHz)	$\pm 4.6\text{dB}$ (1-18GHz); $\pm 4.8\text{dB}$ (18-40GHz)
Radiated Emissions which fall in the restricted bands	$\pm 6.0\text{dB}$ (below 1GHz); $\pm 4.6\text{dB}$ (above 1GHz);
Duty Cycle	$\pm 0.37\%$
99% Bandwidth	$\pm 3\%$
26dB Emission bandwidth	$\pm 3\%$
Minimum 6 dB bandwidth (5.725-5.85 GHz band )	$\pm 3\%$
Peak Power spectrum density	$\pm 2.84\text{dB}$
Frequency Stability	$\pm 7.25 \times 10^{-8}$



## SGS-CSTC Standards Technical Services Co., Ltd. Shenzhen Branch

SZEMC-TRF-01 Rev. A/1

Report No.: SZCR241200457604

Page: 8 of 806

### 4.4 Test Location

All tests were performed at:

SGS-CSTC Standards Technical Services Co., Ltd., Shenzhen Branch

No. 1 Workshop, M-10, Middle Section, Science & Technology Park, Nanshan District, Shenzhen, Guangdong, China. 518057.

Tel: +86 755 2601 2053 Fax: +86 755 2671 0594

No tests were sub-contracted.

### 4.5 Test Facility

The test facility is recognized, certified, or accredited by the following organizations:

#### • A2LA (Certificate No. 3816.01)

SGS-CSTC Standards Technical Services Co., Ltd., Shenzhen EMC Laboratory is accredited by the American Association for Laboratory Accreditation(A2LA). Certificate No. 3816.01.

#### • VCCI (Member No. 1937)

The 3m Fully-anechoic chamber for above 1GHz, 10m Semi-anechoic chamber for below 1GHz, Shielded Room for Mains Port Conducted Interference Measurement and Telecommunication Port Conducted Interference Measurement of SGS-CSTC Standards Technical Services Co., Ltd. Shenzhen EMC laboratory have been registered in accordance with the Regulations for Voluntary Control Measures with Registration No.: G-20026, R-14188, C-12383 and T-11153 respectively.

#### • FCC –Designation Number: CN1336

SGS-CSTC Standards Technical Services Co., Ltd., Shenzhen EMC Laboratory has been recognized as an accredited testing laboratory.

Designation Number: CN1336. Test Firm Registration Number: 787754.

#### • Innovation, Science and Economic Development Canada

SGS-CSTC Standards Technical Services Co., Ltd., Shenzhen EMC Laboratory has been recognized by ISED as an accredited testing laboratory.

CAB identifier: CN0006.

IC#: 4620C.

### 4.6 Deviation from Standards

None

### 4.7 Abnormalities from Standard Conditions

None



SGS-CSTC Standards Technical Services Co., Ltd.  
Shenzhen Branch EMC Laboratory

Unless otherwise agreed in writing, this document is issued by the Company subject to its General Conditions of Service printed overleaf, available on request or accessible at <https://www.sgs.com/en/Terms-and-Conditions>. Attention is drawn to the limitation of liability, indemnification and jurisdiction issues defined therein. Any holder of this document is advised that information contained hereon reflects the Company's findings at the time of its intervention only and within the limits of Client's instructions, if any. The Company's sole responsibility is to its Client and this document does not exonerate parties to a transaction from exercising all their rights and obligations under the transaction documents. This document cannot be reproduced except in full, without prior written approval of the Company. Any unauthorized alteration, forgery or falsification of the content or appearance of this document is unlawful and offenders may be prosecuted to the fullest extent of the law. Unless otherwise stated the results shown in this test report refer only to the sample(s) tested and such sample(s) are retained for 30 days only.

Attention: To check the authenticity of testing / inspection report & certificate, please contact us at telephone: (86-755) 8307 1443, or email: [CN.Doccheck@sgs.com](mailto:CN.Doccheck@sgs.com)

No.1 Workshop, M-10, Middle Section, Science & Technology Park, Nanshan District, Shenzhen, Guangdong, China 518057 t (86-755) 26012053 f (86-755) 26710594 www.sgs.com.cn  
中国·广东·深圳市南山区科技园中区M-10栋1号厂房 邮编: 518057 t (86-755) 26012053 f (86-755) 26710594 sgs.china@sgs.com



## 5 Equipment List

Conducted Emissions at AC Power Line (150kHz-30MHz)					
Equipment	Manufacturer	Model No.	Inventory No.	Cal Date	Cal Due Date
Shielding Room	ZhongYu Electron	GB-88	SEM001-06	2022-05-14	2025-05-13
EMI Test Receiver	Rohde&Schwarz	ESR	SZ-WRG-M-047	2024-01-30 2025-01-29	2025-01-29 2026-01-28
Matching Pad	N/A	N/A	SEM021-23	2024-03-20	2025-03-19
Matching Pad	N/A	N/A	SEM021-24	2024-03-20	2025-03-19
Measurement Software	AUDIX	e3 V8.2014-6-27a	N/A	N/A	N/A
Coaxial Cable	SGS	N/A	SEM024-01	2024-07-06	2025-07-05
LISN	Rohde&Schwarz	ENV216	SEM007-01	2024-08-15	2025-08-14
LISN	ETS-LINDGREN	3816/2	SEM007-02	2024-03-14	2025-03-13

Maximum Conducted output power					
Equipment	Manufacturer	Model No.	Inventory No.	Cal Date	Cal Due Date
Power Sensor	TST PASS	TSPS2023R	SEM009-26	2024-03-27	2025-03-26
Power Sensor	KEYSIGHT	U2021XA	SEM009-16	2024-03-14	2025-03-13
DC Power Supply	Chroma	62012P-80-60	SEM011-11	2024-08-14	2025-08-13
MXA Signal Analyzer	KEYSIGHT	N9020A	SEM004-19	2024-03-14	2025-03-13
Signal Generator	KEYSIGHT	N5173B	SEM006-05	2024-09-14	2025-09-13
Measurement Software	TST PASS	TST PASS V2.0	N/A	N/A	N/A
Coaxial Cable	SGS	N/A	SEM031-01	2024-07-06	2025-07-05
Attenuator	Huber+Suhner	6620_SMA-50-1	SEM021-09	2024-03-27	2025-03-26
Programmable Temperature & Humidity Chamber	Votsch Industrietechnik GmbH	VT 4002	SEM002-15	2024-03-19	2025-03-18

# SGS-CSTC Standards Technical Services Co., Ltd. Shenzhen Branch

SZEMC-TRF-01 Rev. A/1

Report No.: SZCR241200457604

Page: 10 of 806

Radiated Emissions (Below 1GHz)					
Equipment	Manufacturer	Model No.	Inventory No.	Cal Date	Cal Due Date
Loop Antenna	ETS-Lindgren	6502	SEM003-08	2023-11-20	2025-11-19
3m Semi-Anechoic Chamber	ETS-LINDGREN	N/A	SEM001-01	2023-06-19	2026-06-18
MXE EMI Receiver	Agilent Technologies	N9038A	SEM004-15	2024-08-14	2025-08-13
BiConiLog Antenna	ETS-LINDGREN	3142C	SEM003-01	2023-09-16	2025-09-15
Pre-Amplifier	Agilent Technologies	8447D	SEM005-01	2024-03-14	2025-03-13
Measurement Software	AUDIX	e3 V8.2014-6-27	N/A	N/A	N/A
Coaxial Cable	SGS	N/A	SEM025-01	2024-07-06	2025-07-05

Radiated Emissions (Above 1GHz)					
Equipment	Manufacturer	Model No.	Inventory No.	Cal Date	Cal Due Date
3m Fully-Anechoic Chamber	AUDIX	N/A	SEM001-02	2024-05-11	2027-05-10
Signal Analyzer	Rohde & Schwarz	FSV40	SEM008-04	2024-03-15	2025-03-14
Horn Antenna	Rohde&Schwarz	HF907	SEM003-07	2023-07-23	2025-07-22
Microwave system amplifier	Agilent	83017A	SEM005-25	2024-09-14	2025-09-13
Measurement Software	AUDIX	e3 V8.2014-6-27	N/A	N/A	N/A
Coaxial Cable	SGS	N/A	SEM026-01	2024-07-06	2025-07-05
Broad-Band Horn Antenna	Schwarzbeck	BBHA 9170	SEM003-15	2024-08-10	2025-08-09
Pre-Amplifier	Compliance Directions Systems Inc.	PAP-2640-50	SEM005-08	2024-03-15	2025-03-14

Radiated Emissions which fall in the restricted bands					
Equipment	Manufacturer	Model No.	Inventory No.	Cal Date	Cal Due Date
3m Fully-Anechoic Chamber	AUDIX	N/A	SEM001-02	2024-05-11	2027-05-10
Signal Analyzer	Rohde & Schwarz	FSV40	SEM008-04	2024-03-15	2025-03-14
Horn Antenna	Rohde&Schwarz	HF907	SEM003-07	2023-07-23	2025-07-22
Microwave system amplifier	Agilent	83017A	SEM005-25	2024-09-14	2025-09-13
Measurement Software	AUDIX	e3 V8.2014-6-27	N/A	N/A	N/A
Coaxial Cable	SGS	N/A	SEM026-01	2024-07-06	2025-07-05



Unless otherwise agreed in writing, this document is issued by the Company subject to its General Conditions of Service printed overleaf, available on request or accessible at <https://www.sgs.com/en/Terms-and-Conditions>. Attention is drawn to the limitation of liability, indemnification and jurisdiction issues defined therein. Any holder of this document is advised that information contained hereon reflects the Company's findings at the time of its intervention only and within the limits of Client's instructions, if any. The Company's sole responsibility is to its Client and this document does not exonerate parties to a transaction from exercising all their rights and obligations under the transaction documents. This document cannot be reproduced except in full, without prior written approval of the Company. Any unauthorized alteration, forgery or falsification of the content or appearance of this document is unlawful and offenders may be prosecuted to the fullest extent of the law. Unless otherwise stated the results shown in this test report refer only to the sample(s) tested and such sample(s) are retained for 30 days only.

Attention: To check the authenticity of testing / inspection report & certificate, please contact us at telephone: (86-755) 8307 1443, or email: [CN.Doccheck@sgs.com](mailto:CN.Doccheck@sgs.com)

SGS-CSTC Standards Technical Services Co., Ltd. Shenzhen Branch  
 No.1 Workshop, M-10, Middle Section, Science & Technology Park, Nanshan District, Shenzhen, Guangdong, China 518057 t (86-755) 26012053 f (86-755) 26710594 www.sgs.com.cn  
 中国·广东·深圳市南山区科技园中区M-10栋1号厂房 邮编: 518057 t (86-755) 26012053 f (86-755) 26710594 sgs.china@sgs.com

# SGS-CSTC Standards Technical Services Co., Ltd. Shenzhen Branch

SZEMC-TRF-01 Rev. A/1

Report No.: SZCR241200457604

Page: 11 of 806

RF Conducted Test					
Equipment	Manufacturer	Model No.	Inventory No.	Cal Date	Cal Due Date
DC Power Supply	Chroma	62012P-80-60	SEM011-11	2024-08-14	2025-08-13
MXA Signal Analyzer	KEYSIGHT	N9020A	SEM004-19	2024-03-14	2025-03-13
Signal Generator	KEYSIGHT	N5173B	SEM006-05	2024-09-14	2025-09-13
Measurement Software	TST PASS	TST PASS V2.0	N/A	N/A	N/A
Coaxial Cable	SGS	N/A	SEM031-01	2024-07-06	2025-07-05
Attenuator	Huber+Suhner	6620_SMA-50-1	SEM021-09	2024-03-27	2025-03-26
Programmable Temperature & Humidity Chamber	Votsch Industrietechnik GmbH	VT 4002	SEM002-15	2024-03-19	2025-03-18

General used equipment					
Equipment	Manufacturer	Model No.	Inventory No.	Cal Date	Cal Due Date
Humidity/ Temperature Indicator	deli	8838	SEM002-32	2024-07-24	2025-07-23
Humidity/ Temperature Indicator	deli	8838	SEM002-33	2024-07-24	2025-07-23
Barometer	Changchun Meteorological Industry Factory	DYM3	SEM002-01	2024-03-18	2025-03-17



Unless otherwise agreed in writing, this document is issued by the Company subject to its General Conditions of Service printed overleaf, available on request or accessible at <https://www.sgs.com/en/Terms-and-Conditions>. Attention is drawn to the limitation of liability, indemnification and jurisdiction issues defined therein. Any holder of this document is advised that information contained hereon reflects the Company's findings at the time of its intervention only and within the limits of Client's instructions, if any. The Company's sole responsibility is to its Client and this document does not exonerate parties to a transaction from exercising all their rights and obligations under the transaction documents. This document cannot be reproduced except in full, without prior written approval of the Company. Any unauthorized alteration, forgery or falsification of the content or appearance of this document is unlawful and offenders may be prosecuted to the fullest extent of the law. Unless otherwise stated the results shown in this test report refer only to the sample(s) tested and such sample(s) are retained for 30 days only.

Attention: To check the authenticity of testing / inspection report & certificate, please contact us at telephone: (86-755) 8307 1443, or email: [CN.Doccheck@sgs.com](mailto:CN.Doccheck@sgs.com)

SGS-CSTC Standards Technical Services Co., Ltd. Shenzhen Branch  
 No.1 Workshop, M-10, Middle Section, Science & Technology Park, Nanshan District, Shenzhen, Guangdong, China 518057 t (86-755) 26012053 f (86-755) 26710594 www.sgs.com.cn  
 中国·广东·深圳市南山区科技园中区M-10栋1号厂房 邮编: 518057 t (86-755) 26012053 f (86-755) 26710594 sgs.china@sgs.com

## 6 Radio Spectrum Technical Requirement

### 6.1 Antenna Requirement

#### 6.1.1 Test Requirement:

47 CFR Part 15, Subpart C 15.203

#### 6.1.2 Conclusion

15.203 requirement:

An intentional radiator shall be designed to ensure that no antenna other than that furnished by the responsible party shall be used with the device. The use of a permanently attached antenna or of an antenna that uses a unique coupling to the intentional radiator, the manufacturer may design the unit so that a broken antenna can be replaced by the user, but the use of a standard antenna jack or electrical connector is prohibited.

EUT Antenna:

The antenna is integrated on the main PCB and no consideration of replacement. The best case gain of the antenna is Ant1: 4.16dBi, Ant2: 4.3dBi, directional gain:  $(4.3+3.01)$ dBi=7.31dBi

Antenna location: Refer to internal photos





## 6.2 Transmission in the Absence of Data

### 6.2.1 Test Requirement:

47 CFR Part 15, Subpart E 15.407 (c)

### 6.2.2 Conclusion

Standard Requirement:

The device shall automatically discontinue transmission in case of either absence of information to transmit or operational failure. These provisions are not intended to preclude the transmission of control or signalling information or the use of repetitive codes used by certain digital technologies to complete frame or burst intervals.

Applicants shall include in their application for equipment authorization a description of how this requirement is met.

EUT Details:

WIFI chip support automatically discontinue transmission in case of either absence of information to transmit or operational failure, if the chip detects absence of information to transmit or operational failure, it will be automatically shut off.



## 7 Radio Spectrum Matter Test Results

### 7.1 Conducted Emissions at AC Power Line (150kHz-30MHz)

Test Requirement 47 CFR Part 15, Subpart C 15.207 &amp; Subpart E 15.407 b(9)

Test Method: ANSI C63.10 (2013) Section 6.2

Limit:

Frequency of emission(MHz)	Conducted limit(dB $\mu$ V)	
	Quasi-peak	Average
0.15-0.5	66 to 56*	56 to 46*
0.5-5	56	46
5-30	60	50

\*Decreases with the logarithm of the frequency.

#### 7.1.1 E.U.T. Operation

Operating Environment:

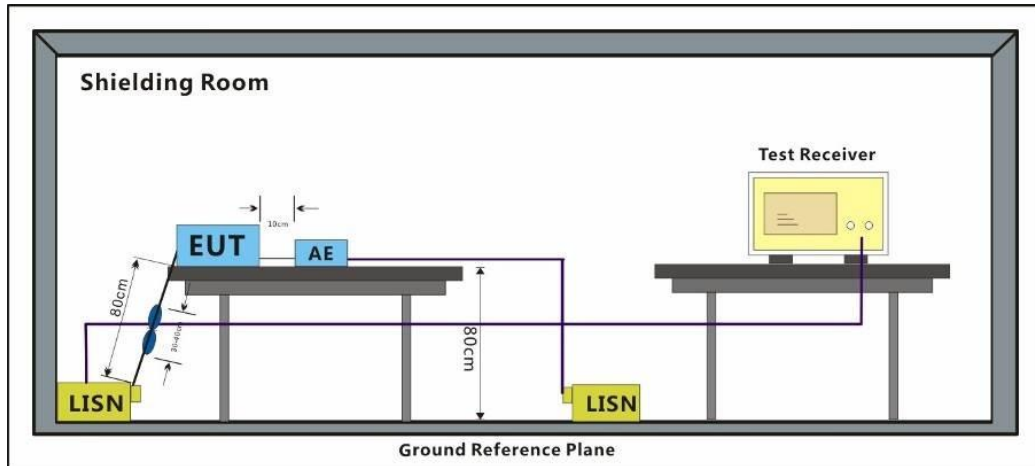
Temperature: 22.5 °C Humidity: 44.5 % RH Atmospheric Pressure: 1020 mbar

#### 7.1.2 Test Mode Description

Pre-scan / Final test	Mode Code	Description
Pre-scan	03	TX mode (U-NII-1)_Keep the EUT in continuously transmitting mode with all modulation types. Only the data of worst case is recorded in the report.
Pre-scan	04	TX mode (U-NII-2A) _Keep the EUT in continuously transmitting mode with all modulation types. Only the data of worst case is recorded in the report.
Pre-scan	05	TX mode (U-NII-2C) _Keep the EUT in continuously transmitting mode with all modulation types. Only the data of worst case is recorded in the report.
Final test	06	TX mode (U-NII-3) _Keep the EUT in continuously transmitting mode with all modulation types. Only the data of worst case is recorded in the report.



### 7.1.3 Test Setup Diagram



### 7.1.4 Measurement Procedure and Data

- 1) The mains terminal disturbance voltage test was conducted in a shielded room.
- 2) The EUT was connected to AC power source through a LISN 1 (Line Impedance Stabilization Network) which provides a 50ohm/50μH + 5ohm linear impedance. The power cables of all other units of the EUT were connected to a second LISN 2, which was bonded to the ground reference plane in the same way as the LISN 1 for the unit being measured. A multiple socket outlet strip was used to connect multiple power cables to a single LISN provided the rating of the LISN was not exceeded.
- 3) The tabletop EUT was placed upon a non-metallic table 0.8m above the ground reference plane. And for floor-standing arrangement, the EUT was placed on the horizontal ground reference plane,
- 4) The test was performed with a vertical ground reference plane. The rear of the EUT shall be 0.4 m from the vertical ground reference plane. The vertical ground reference plane was bonded to the horizontal ground reference plane. The LISN 1 was placed 0.8 m from the boundary of the unit under test and bonded to a ground reference plane for LISNs mounted on top of the ground reference plane. This distance was between the closest points of the LISN 1 and the EUT. All other units of the EUT and associated equipment was at least 0.8 m from the LISN 2.
- 5) In order to find the maximum emission, the relative positions of equipment and all of the interface cables must be changed according to ANSI C63.10 on conducted measurement.

Remark: Level=Read Level+ Cable Loss+ LISN Factor



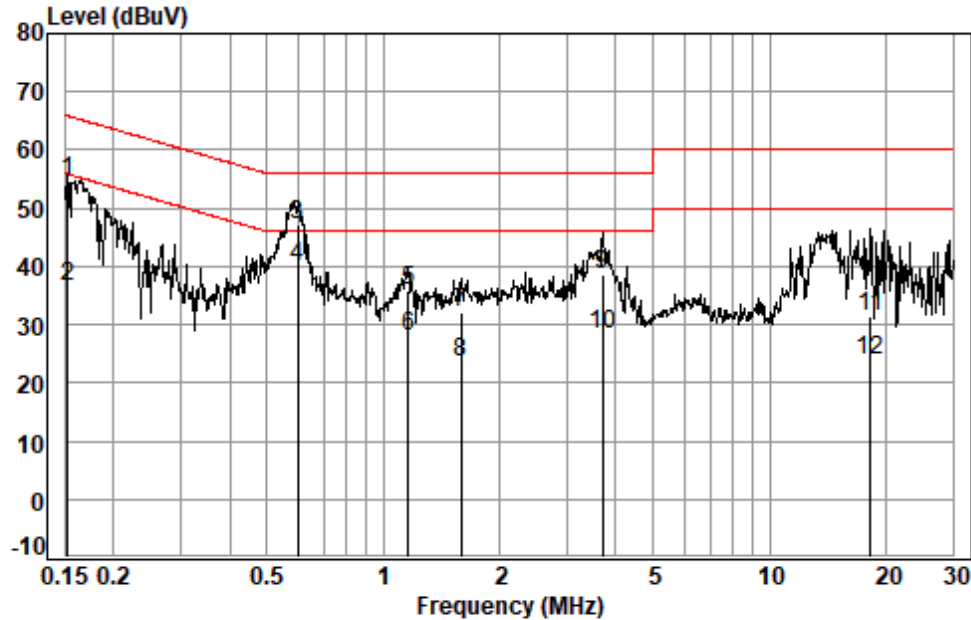
## SGS-CSTC Standards Technical Services Co., Ltd. Shenzhen Branch

SZEMC-TRF-01 Rev. A/1

Report No.: SZCR241200457604

Page: 16 of 806

Test Mode: 06; Line: Live line



Site : Shielding Room  
Condition: Line  
Job No. : 04576AT  
Test mode: 06

	Freq	Cable Loss	LISN Factor	Read Level	Level	Limit Line	Over Limit	Remark
	MHz	dB	dB	dBuV	dBuV	dBuV	dB	
1	0.1524	0.06	9.81	44.89	54.76	65.87	-11.11	QP
2	0.1524	0.06	9.81	26.62	36.49	55.87	-19.38	Average
3 *	0.6011	0.08	9.71	37.49	47.28	56.00	-8.72	QP
4 *	0.6011	0.08	9.71	30.27	40.06	46.00	-5.94	Average
5	1.1595	0.09	9.70	26.19	35.98	56.00	-20.02	QP
6	1.1595	0.09	9.70	18.07	27.86	46.00	-18.14	Average
7	1.5935	0.10	9.68	22.21	31.99	56.00	-24.01	QP
8	1.5935	0.10	9.68	13.60	23.38	46.00	-22.62	Average
9	3.7001	0.11	9.65	28.93	38.69	56.00	-17.31	QP
10	3.7001	0.11	9.65	18.59	28.35	46.00	-17.65	Average
11	18.2316	0.29	10.15	20.88	31.32	60.00	-28.68	QP
12	18.2316	0.29	10.15	13.53	23.97	50.00	-26.03	Average



Unless otherwise agreed in writing, this document is issued by the Company subject to its General Conditions of Service printed overleaf, available on request or accessible at <https://www.sgs.com/en/Terms-and-Conditions>. Attention is drawn to the limitation of liability, indemnification and jurisdiction issues defined therein. Any holder of this document is advised that information contained hereon reflects the Company's findings at the time of its intervention only and within the limits of Client's instructions, if any. The Company's sole responsibility is to its Client and this document does not exonerate parties to a transaction from exercising all their rights and obligations under the transaction documents. This document cannot be reproduced except in full, without prior written approval of the Company. Any unauthorized alteration, forgery or falsification of the content or appearance of this document is unlawful and offenders may be prosecuted to the fullest extent of the law. Unless otherwise stated the results shown in this test report refer only to the sample(s) tested and such sample(s) are retained for 30 days only.

Attention: To check the authenticity of testing /inspection report & certificate, please contact us at telephone: (86-755) 8307 1443, or email: [CN.Doccheck@sgs.com](mailto:CN.Doccheck@sgs.com)

SGS-CSTC Standards Technical Services Co., Ltd.  
Shenzhen Branch, Inspection & Testing Services

No.1 Workshop, M-10, Middle Section, Science & Technology Park, Nanshan District, Shenzhen, Guangdong, China 518057 t (86-755) 26012053 f (86-755) 26710594 www.sgs.com.cn  
中国·广东·深圳市南山区科技园中区M-10栋1号厂房 邮编: 518057 t (86-755) 26012053 f (86-755) 26710594 sgs.china@sgs.com



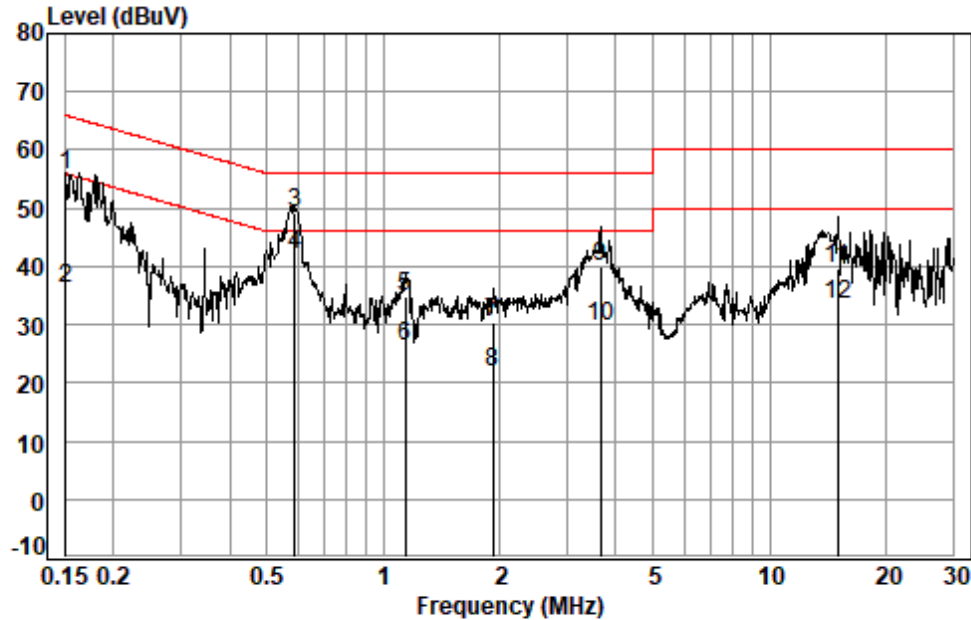
## SGS-CSTC Standards Technical Services Co., Ltd. Shenzhen Branch

SZEMC-TRF-01 Rev. A/1

Report No.: SZCR241200457604

Page: 17 of 806

Test Mode: 06; Line: Neutral Line



Site : Shielding Room  
Condition: Neutral  
Job No. : 04576AT  
Test mode: 06

	Freq	Cable Loss	LISN Factor	Read Level	Level	Limit Line	Over Limit	Remark
	MHz	dB	dB	dBuV	dBuV	dBuV	dB	
1	0.1508	0.06	9.82	45.75	55.63	65.96	-10.33	QP
2	0.1508	0.06	9.82	26.25	36.13	55.96	-19.83	Average
3 *	0.5916	0.08	9.72	39.34	49.14	56.00	-6.86	QP
4 *	0.5916	0.08	9.72	32.37	42.17	46.00	-3.83	Average
5	1.1413	0.09	9.72	24.98	34.79	56.00	-21.21	QP
6	1.1413	0.09	9.72	16.43	26.24	46.00	-19.76	Average
7	1.9284	0.10	9.69	20.54	30.33	56.00	-25.67	QP
8	1.9284	0.10	9.69	12.10	21.89	46.00	-24.11	Average
9	3.6418	0.11	9.67	30.17	39.95	56.00	-16.05	QP
10	3.6418	0.11	9.67	20.05	29.83	46.00	-16.17	Average
11	14.9860	0.26	10.18	29.32	39.76	60.00	-20.24	QP
12	14.9860	0.26	10.18	23.14	33.58	50.00	-16.42	Average



SGS-CSTC Standards Technical Services Co., Ltd.  
Shenzhen Branch Testing Laboratory

Unless otherwise agreed in writing, this document is issued by the Company subject to its General Conditions of Service printed overleaf, available on request or accessible at <https://www.sgs.com/en/Terms-and-Conditions>. Attention is drawn to the limitation of liability, indemnification and jurisdiction issues defined therein. Any holder of this document is advised that information contained hereon reflects the Company's findings at the time of its intervention only and within the limits of Client's instructions, if any. The Company's sole responsibility is to its Client and this document does not exonerate parties to a transaction from exercising all their rights and obligations under the transaction documents. This document cannot be reproduced except in full, without prior written approval of the Company. Any unauthorized alteration, forgery or falsification of the content or appearance of this document is unlawful and offenders may be prosecuted to the fullest extent of the law. Unless otherwise stated the results shown in this test report refer only to the sample(s) tested and such sample(s) are retained for 30 days only.

Attention: To check the authenticity of testing / inspection report & certificate, please contact us at telephone: (86-755) 8307 1443, or email: [CN.Doccheck@sgs.com](mailto:CN.Doccheck@sgs.com)

No.1 Workshop, M-10, Middle Section, Science & Technology Park, Nanshan District, Shenzhen, Guangdong, China 518057 t (86-755) 26012053 f (86-755) 26710594 www.sgs.com.cn  
中国·广东·深圳市南山区科技园中区M-10栋1号厂房 邮编: 518057 t (86-755) 26012053 f (86-755) 26710594 sgs.china@sgs.com

## 7.2 Maximum Conducted output power

Test Requirement 47 CFR Part 15, Subpart E 15.407 (a)

Test Method: ANSI C63.10 (2013) Section 12.3

Limit:

Frequency band(MHz)	Limit
5150-5250	≤1W(30dBm) for master device
	≤250mW(24dBm) for client device
5250-5350	≤250mW(24dBm) or 11dBm+10logB*
5470-5725	≤250mW(24dBm) or 11dBm+10logB*
5725-5850	≤1W(30dBm)
Remark:	<p>* Where B is the 26dB emission bandwidth in MHz.</p> <p>The maximum conducted output power must be measured over any interval of continuous transmission using instrumentation calibrated in terms of an rms-equivalent voltage.</p>

### 7.2.1 E.U.T. Operation

Operating Environment:

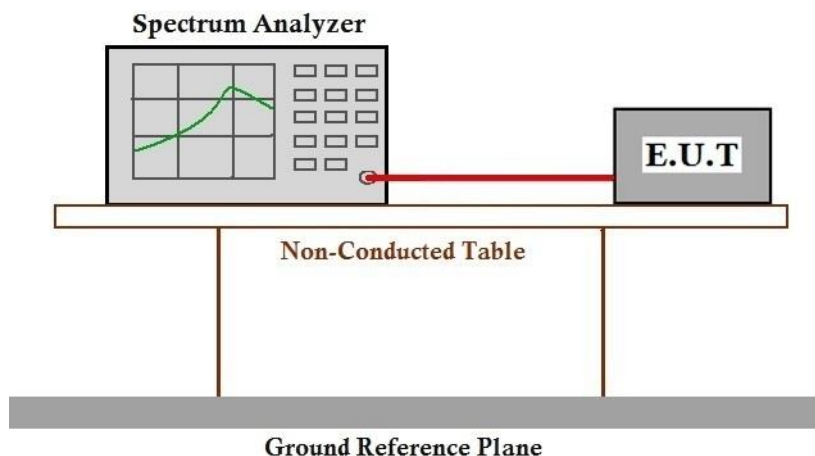
Temperature: 23.3 °C Humidity: 34.1 % RH Atmospheric Pressure: 1020 mbar

### 7.2.2 Test Mode Description

Pre-scan / Final test	Mode Code	Description
Final test	03	TX mode (U-NII-1)_Keep the EUT in continuously transmitting mode with all modulation types. Only the data of worst case is recorded in the report.
Final test	04	TX mode (U-NII-2A) _Keep the EUT in continuously transmitting mode with all modulation types. Only the data of worst case is recorded in the report.
Final test	05	TX mode (U-NII-2C) _Keep the EUT in continuously transmitting mode with all modulation types. Only the data of worst case is recorded in the report.
Final test	06	TX mode (U-NII-3) _Keep the EUT in continuously transmitting mode with all modulation types. Only the data of worst case is recorded in the report.



### 7.2.3 Test Setup Diagram



### 7.2.4 Measurement Procedure and Data

Please Refer to Appendix for Details

## 7.3 Radiated Emissions (Below 1GHz)

Test Requirement 47 CFR Part 15, Subpart C 15.209 & Subpart E 15.407(b)

Test Method: ANSI C63.10 (2013) Section 6.4,6.5

Limit:

Frequency(MHz)	Field strength(microvolts/meter)	Measurement distance(meters)
0.009-0.490	2400/F(kHz)	300
0.490-1.705	24000/F(kHz)	30
1.705-30.0	30	30
30-88	100	3
88-216	150	3
216-960	200	3
960-1000	500	3

### 7.3.1 E.U.T. Operation

Operating Environment:

Temperature: 21.2 °C

Humidity: 46.2 % RH

Atmospheric Pressure: 1020 mbar

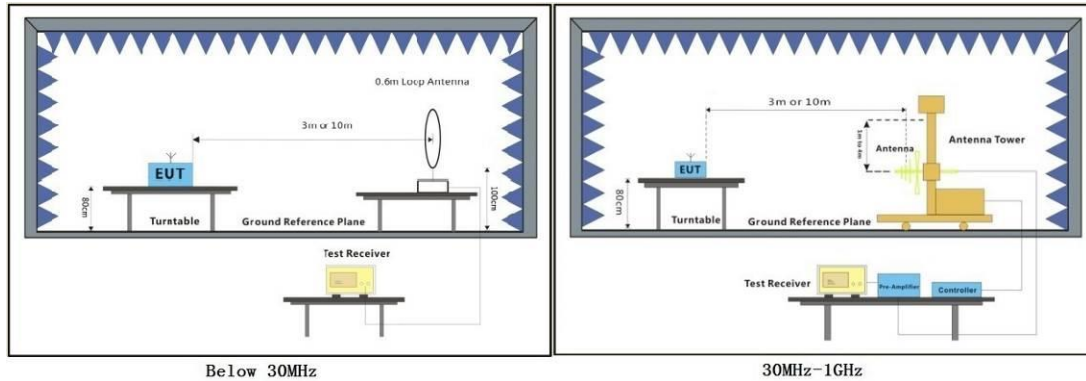
### 7.3.2 Test Mode Description

Pre-scan / Final test	Mode Code	Description
Pre-scan	03	TX mode (U-NII-1)_Keep the EUT in continuously transmitting mode with all modulation types. Only the data of worst case is recorded in the report.
Pre-scan	04	TX mode (U-NII-2A) _Keep the EUT in continuously transmitting mode with all modulation types. Only the data of worst case is recorded in the report.
Pre-scan	05	TX mode (U-NII-2C) _Keep the EUT in continuously transmitting mode with all modulation types. Only the data of worst case is recorded in the report.
Final test	06	TX mode (U-NII-3) _Keep the EUT in continuously transmitting mode with all modulation types. Only the data of worst case is recorded in the report.





### 7.3.3 Test Setup Diagram



## 7.3.4 Measurement Procedure and Data

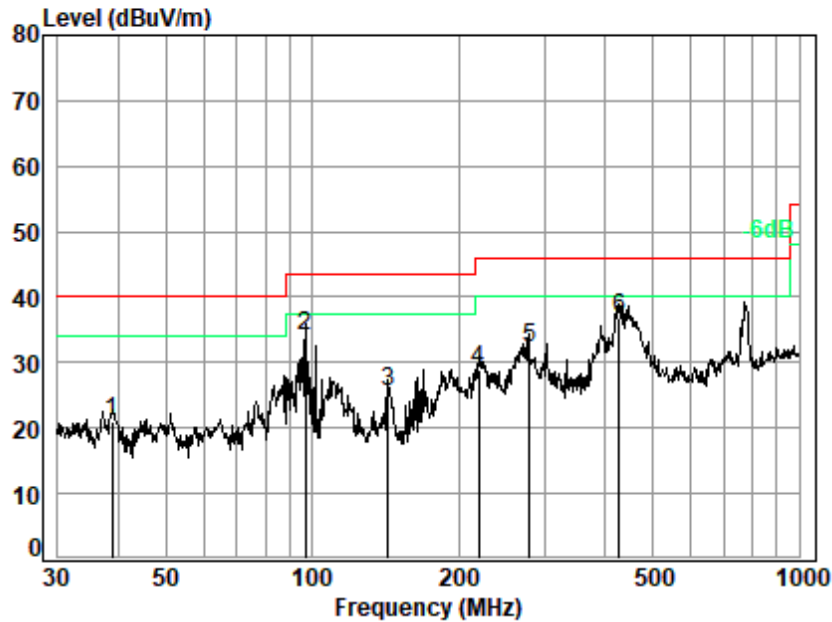
- a. For below 1GHz, the EUT was placed on the top of a rotating table 0.8 meters above the ground at a 3 meter semi-anechoic chamber. The table was rotated 360 degrees to determine the position of the highest radiation.
- b. The EUT was set 3 or 10 meters away from the interference-receiving antenna, which was mounted on the top of a variable-height antenna tower.
- c. The antenna height is varied from one meter to four meters above the ground to determine the maximum value of the field strength. Both horizontal and vertical polarizations of the antenna are set to make the measurement.
- d. For each suspected emission, the EUT was arranged to its worst case and then the antenna was tuned to heights from 1 meter to 4 meters (for the test frequency of below 30MHz, the antenna was tuned to heights 1 meter) and the rotatable table was turned from 0 degrees to 360 degrees to find the maximum reading.
- e. The test-receiver system was set to Peak Detect Function and Specified Bandwidth with Maximum Hold Mode.
- f. If the emission level of the EUT in peak mode was 10dB lower than the limit specified, then testing could be stopped and the peak values of the EUT would be reported. Otherwise the emissions that did not have 10dB margin would be re-tested one by one using quasi-peak method as specified and then reported in a data sheet.
- g. Test the EUT in the lowest channel, the middle channel, the Highest channel.
- h. The radiation measurements are performed in X, Y, Z axis positioning for Transmitting mode, and found the X axis positioning which it is the worst case.
- i. Repeat above procedures until all frequencies measured was complete.

Remark:

1. Level= Read Level+ Cable Loss+ Antenna Factor- Preamp Factor
2. For emission below 1GHz, through the pre-scan found the worst case is the lowest channel of 802.11a. Only the worst case is recorded in the report.
3. Scan from 9kHz to 30MHz, the disturbance below 30MHz was very low. The points marked on above plots are the highest emissions could be found when testing, so only above points had been displayed. The amplitude of spurious emissions from the radiator which are attenuated more than 20dB below the limit need not be reported.
4. The disturbance below 1GHz was very low and the harmonics were the highest point could be found when testing, so only the above harmonics had been displayed.



Test Mode: 06; Polarity: Horizontal



Site : chamber  
Condition: 3m HORIZONTAL  
Job No. : 04576AT/04577AT  
Test Mode: 06

	Ant	Cable	Preamp	Read		Limit	Over	
Freq	Factor	Loss	Factor	Level	Level	Line	Limit	Remark
MHz	dB/m	dB	dB	dBuV	dBuV/m	dBuV/m	dB	
1	38.752	16.95	0.77	27.77	30.89	20.84	40.00	-19.16 QP
2	96.775	12.19	1.20	27.60	48.21	34.00	43.50	-9.50 QP
3	142.824	12.13	1.50	27.41	39.25	25.47	43.50	-18.03 QP
4	219.845	15.14	1.86	27.09	39.11	29.02	46.00	-16.98 QP
5	279.044	16.94	2.12	26.84	40.16	32.38	46.00	-13.62 QP
6 q	426.521	20.79	2.68	27.26	40.71	36.92	46.00	-9.08 QP



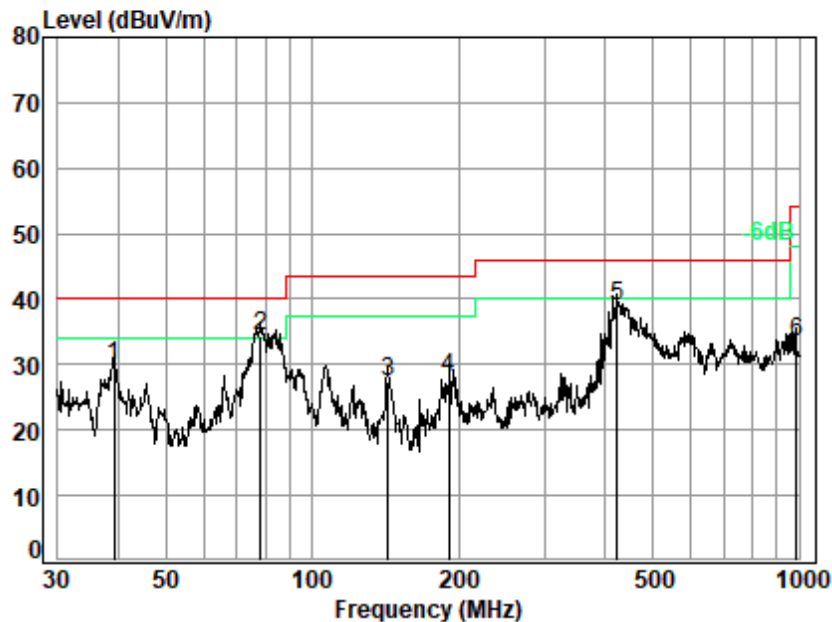
## SGS-CSTC Standards Technical Services Co., Ltd. Shenzhen Branch

SZEMC-TRF-01 Rev. A/1

Report No.: SZCR241200457604

Page: 24 of 806

Test Mode: 06; Polarity: Vertical



Site : chamber

Condition: 3m VERTICAL

Job No. : 04576AT/04577AT

Test Mode: 06

		Ant	Cable	Preamp	Read		Limit	Over	
	Freq	Factor	Loss	Factor	Level	Level	Line	Limit	Remark
	MHz	dB/m	dB	dB	dBuV	dBuV/m	dBuV/m	dB	
1	39.162	16.77	0.77	27.77	39.92	29.69	40.00	-10.31	QP
2 q	78.413	10.40	1.08	27.65	50.52	34.35	40.00	-5.65	QP
3	143.326	12.19	1.50	27.41	41.23	27.51	43.50	-15.99	QP
4	191.074	14.28	1.72	27.21	39.27	28.06	43.50	-15.44	QP
5	422.058	20.67	2.66	27.25	42.80	38.88	46.00	-7.12	QP
6	986.072	28.04	4.35	26.15	27.29	33.53	54.00	-20.47	QP



SGS-CSTC Standards Technical Services Co., Ltd.  
Shenzhen Branch Inspection & Testing Laboratory

Unless otherwise agreed in writing, this document is issued by the Company subject to its General Conditions of Service printed overleaf, available on request or accessible at <https://www.sgs.com/en/Terms-and-Conditions>. Attention is drawn to the limitation of liability, indemnification and jurisdiction issues defined therein. Any holder of this document is advised that information contained hereon reflects the Company's findings at the time of its intervention only and within the limits of Client's instructions, if any. The Company's sole responsibility is to its Client and this document does not exonerate parties to a transaction from exercising all their rights and obligations under the transaction documents. This document cannot be reproduced except in full, without prior written approval of the Company. Any unauthorized alteration, forgery or falsification of the content or appearance of this document is unlawful and offenders may be prosecuted to the fullest extent of the law. Unless otherwise stated the results shown in this test report refer only to the sample(s) tested and such sample(s) are retained for 30 days only.

Attention: To check the authenticity of testing / inspection report & certificate, please contact us at telephone: (86-755) 8307 1443, or email: [CN.Doccheck@sgs.com](mailto:CN.Doccheck@sgs.com)

No.1 Workshop, M-10, Middle Section, Science & Technology Park, Nanshan District, Shenzhen, Guangdong, China 518057 t (86-755) 26012053 f (86-755) 26710594 www.sgs.com.cn  
中国·广东·深圳市南山区科技园中区M-10栋1号厂房 邮编: 518057 t (86-755) 26012053 f (86-755) 26710594 sgs.china@sgs.com



### 7.4 Radiated Emissions (Above 1GHz)

Test Requirement 47 CFR Part 15, Subpart C 15.209 & Subpart E 15.407(b)

Test Method: ANSI C63.10 (2013) Section 6.6

Measurement Distance: 3m

#### 7.4.1 E.U.T. Operation

Operating Environment:

Temperature: 23.5 °C

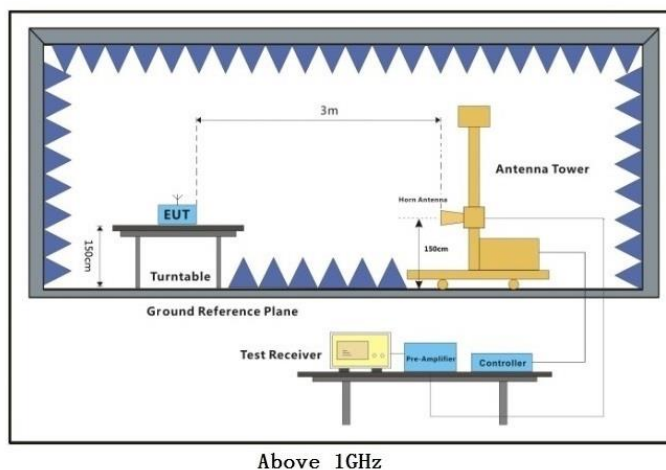
Humidity: 56.3 % RH

Atmospheric Pressure: 1020 mbar

#### 7.4.2 Test Mode Description

Pre-scan / Final test	Mode Code	Description
Final test	03	TX mode (U-NII-1)_Keep the EUT in continuously transmitting mode with all modulation types. Only the data of worst case is recorded in the report.
Final test	04	TX mode (U-NII-2A) _Keep the EUT in continuously transmitting mode with all modulation types. Only the data of worst case is recorded in the report.
Final test	05	TX mode (U-NII-2C) _Keep the EUT in continuously transmitting mode with all modulation types. Only the data of worst case is recorded in the report.
Final test	06	TX mode (U-NII-3) _Keep the EUT in continuously transmitting mode with all modulation types. Only the data of worst case is recorded in the report.

#### 7.4.3 Test Setup Diagram



## 7.4.4 Measurement Procedure and Data

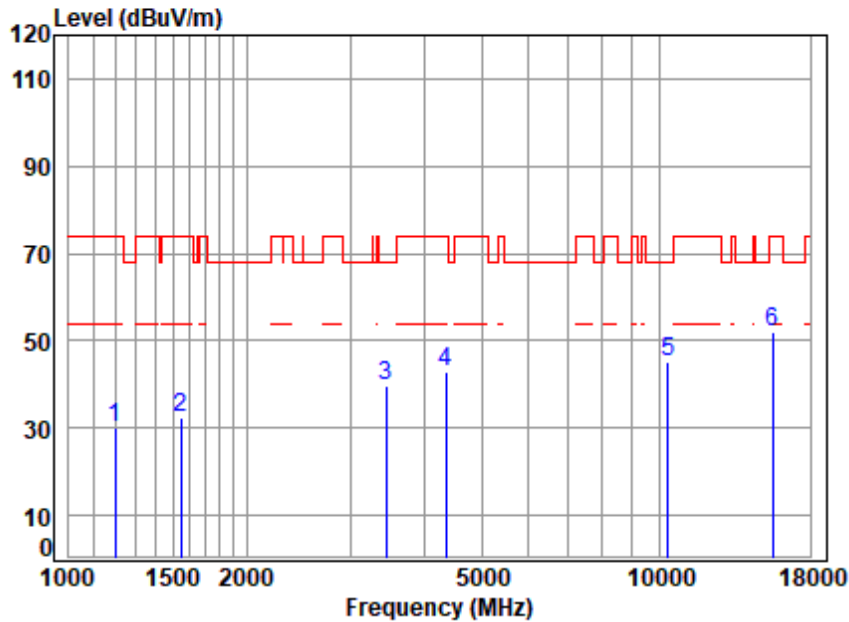
- a. For above 1GHz, the EUT was placed on the top of a rotating table 1.5 meters above the ground at a 3 meter fully-anechoic chamber. The table was rotated 360 degrees to determine the position of the highest radiation.
- b. The EUT was set 3 meters away from the interference-receiving antenna, which was mounted on the top of a variable-height antenna tower.
- c. The antenna height is varied from one meter to four meters above the ground to determine the maximum value of the field strength. Both horizontal and vertical polarizations of the antenna are set to make the measurement.
- d. For each suspected emission, the EUT was arranged to its worst case and then the antenna was tuned to heights from 1 meter to 4 meters (for the test frequency of below 30MHz, the antenna was tuned to heights 1 meter) and the rotatable table was turned from 0 degrees to 360 degrees to find the maximum reading.
- e. The test-receiver system was set to Peak Detect Function and Specified Bandwidth with Maximum Hold Mode.
- f. If the emission level of the EUT in peak mode was 10dB lower than the limit specified, then testing could be stopped and the peak values of the EUT would be reported. Otherwise the emissions that did not have 10dB margin would be re-tested one by one using peak or average method as specified and then reported in a data sheet.
- g. Test the EUT in the lowest channel, the middle channel, the Highest channel.
- h. The radiation measurements are performed in X, Y, Z axis positioning for Transmitting mode, and found the X axis positioning which it is the worst case.
- i. Repeat above procedures until all frequencies measured was complete.

Remark:

1. Level= Read Level+ Cable Loss+ Antenna Factor- Preamp Factor
2. Scan from 18GHz to 40GHz, the disturbance above 18GHz was very low. The points marked on above plots are the highest emissions could be found when testing, so only above points had been displayed. The amplitude of spurious emissions from the radiator which are attenuated more than 20dB below the limit need not be reported.
3. As shown in this section, for frequencies above 1GHz, the field strength limits are based on average limits. However, the peak field strength of any emission shall not exceed the maximum permitted average limits specified above by more than 20 dB under any condition of modulation. For the emissions whose peak level is lower than the average limit, only the peak measurement is shown in the report.
4. The disturbance above 18GHz were very low and the harmonics were the highest point could be found when testing, so only the above harmonics had been displayed.
5. For devices with multiple operating modes, measurements on the middle channel is used to determine the worst-case mode(s). Only the worst case mode with the highest output power and the mode with the highest output power spectral density for each modulation family (e.g., OFDM and direct sequence spread spectrum) is recorded in the test report.
6. The resolution bandwidth of test receiver/spectrum analyzer is 1MHz and the video bandwidth is 3MHz for Peak detection (PK) and Average detection (AV) at frequency above 1GHz.
7. For fundamental and harmonic signal measurement, the resolution bandwidth of test receiver/spectrum analyzer is 1MHz and the video bandwidth is  $\geq 1/T$  (Duty cycle  $< 98\%$ ) or 10Hz (Duty cycle  $\geq 98\%$ ) for Average detection (AV) at frequency above 1GHz.



Test Mode: 03; Polarity: Horizontal; Modulation:802.11a; Bandwidth:20MHz; Channel:Low

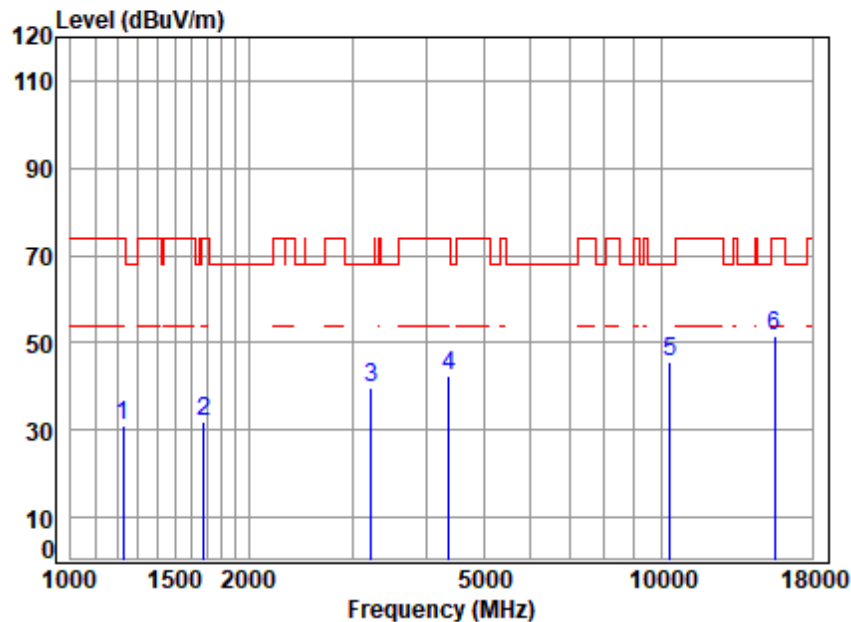


Site : chamber  
Condition: 3m HORIZONTAL  
Job No : 04576AT/04577AT  
Mode : 5180 TX RSE  
Note : 5G WIFI 11A

	Cable	Ant	Preamp	Read	Limit	Over	
Freq	Loss	Factor	Factor	Level	Level	Line	Limit Remark
MHz	dB	dB/m	dB	dBuV	dBuV/m	dBuV/m	dB
1 1199.726	3.68	24.40	54.68	56.85	30.25	74.00	-43.75 peak
2 1547.199	4.11	26.99	54.79	56.04	32.35	74.00	-41.65 peak
3 3445.535	6.47	31.85	54.66	56.02	39.68	68.20	-28.52 peak
4 4354.454	7.08	34.44	54.26	55.57	42.83	74.00	-31.17 peak
5 10360.000	11.14	37.10	53.13	49.97	45.08	68.20	-23.12 peak
6 p15540.000	13.79	41.10	52.16	49.44	52.17	74.00	-21.83 peak



Test Mode: 03; Polarity: Vertical; Modulation:802.11a; Bandwidth:20MHz; Channel:Low



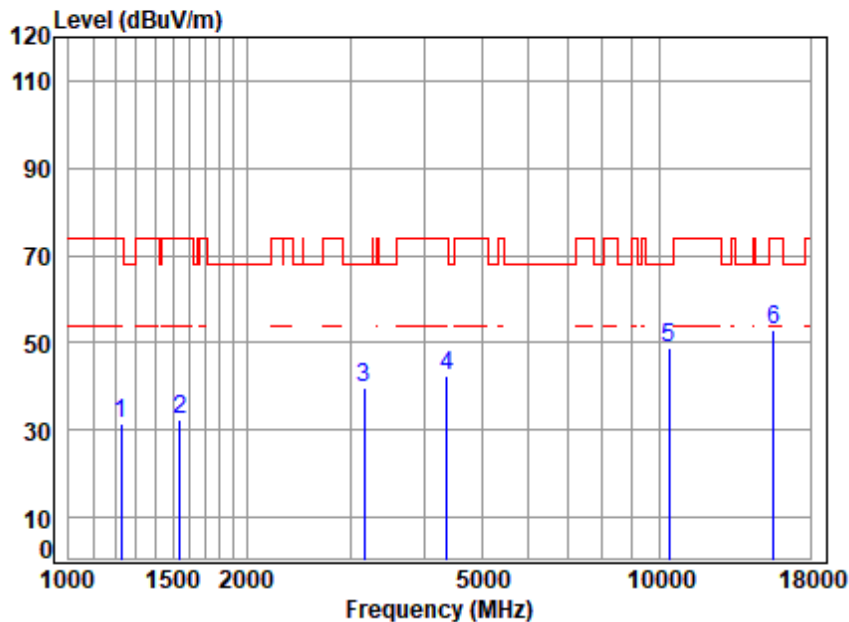
Site : chamber  
Condition: 3m VERTICAL  
Job No : 04576AT/04577AT  
Mode : 5180 TX RSE  
Note : 5G WIFI 11A

	Freq	Cable Loss	Ant Factor	Preamp Factor	Read Level	Level	Limit	Over Limit	Remark
	MHz	dB	dB/m	dB	dBuV	dBuV/m	dBuV/m	dB	
1	1227.791	3.72	24.79	54.69	57.14	30.96	74.00	-43.04	peak
2	1682.477	4.30	26.24	54.83	56.41	32.12	74.00	-41.88	peak
3	3223.928	6.28	32.52	54.82	55.76	39.74	68.20	-28.46	peak
4	4367.058	7.10	34.54	54.26	55.02	42.40	74.00	-31.60	peak
5	10360.000	11.14	37.10	53.13	50.32	45.43	68.20	-22.77	peak
6	p15540.000	13.79	41.10	52.16	48.77	51.50	74.00	-22.50	peak





Test Mode: 03; Polarity: Horizontal; Modulation:802.11a; Bandwidth:20MHz; Channel:middle

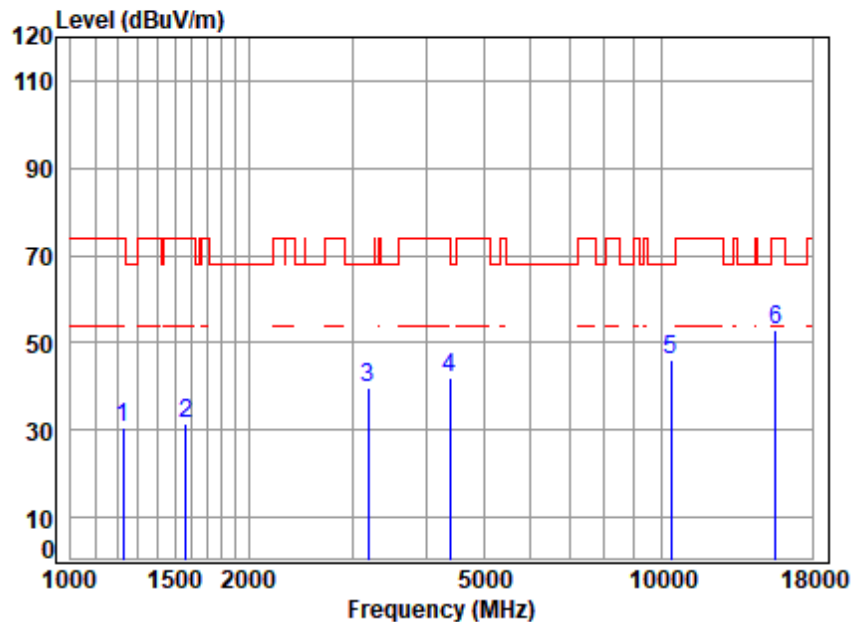


Site : chamber  
Condition: 3m HORIZONTAL  
Job No : 04576AT/04577AT  
Mode : 5200 TX RSE  
Note : 5G WIFI 11A

		Cable	Ant	Preamp	Read	Limit	Over	
	Freq	Loss	Factor	Factor	Level	Level	Line	Limit Remark
	MHz	dB	dB/m	dB	dBuV	dBuV/m	dBuV/m	dB
1	1227.791	3.72	24.79	54.69	57.69	31.51	74.00	-42.49 peak
2	1542.733	4.10	26.97	54.79	56.21	32.49	74.00	-41.51 peak
3	3168.500	6.23	32.65	54.87	55.74	39.75	68.20	-28.45 peak
4	4367.058	7.10	34.54	54.26	55.00	42.38	74.00	-31.62 peak
5	p10400.000	11.20	37.10	53.12	53.68	48.86	68.20	-19.34 peak
6	15600.000	13.86	41.10	52.11	50.22	53.07	74.00	-20.93 peak



Test Mode: 03; Polarity: Vertical; Modulation:802.11a; Bandwidth:20MHz; Channel:middle



Site : chamber

Condition: 3m VERTICAL

Job No : 04576AT/04577AT

Mode : 5200 TX RSE

Note : 5G WIFI 11A

	Freq	Cable Loss	Ant Factor	Preamp Factor	Read Level	Level	Limit Line	Over Limit	Remark
	MHz	dB	dB/m	dB	dBuV	dBuV/m	dBuV/m	dB	
1	1227.791	3.72	24.79	54.69	56.89	30.71	74.00	-43.29	peak
2	1569.721	4.14	26.92	54.80	55.22	31.48	74.00	-42.52	peak
3	3186.869	6.25	32.79	54.85	55.71	39.90	68.20	-28.30	peak
4	4392.376	7.13	34.74	54.26	54.44	42.05	74.00	-31.95	peak
5	10400.000	11.20	37.10	53.12	50.76	45.94	68.20	-22.26	peak
6	15600.000	13.86	41.10	52.11	50.11	52.96	74.00	-21.04	peak



Unless otherwise agreed in writing, this document is issued by the Company subject to its General Conditions of Service printed overleaf, available on request or accessible at <https://www.sgs.com/en/Terms-and-Conditions>. Attention is drawn to the limitation of liability, indemnification and jurisdiction issues defined therein. Any holder of this document is advised that information contained hereon reflects the Company's findings at the time of its intervention only and within the limits of Client's instructions, if any. The Company's sole responsibility is to its Client and this document does not exonerate parties to a transaction from exercising all their rights and obligations under the transaction documents. This document cannot be reproduced except in full, without prior written approval of the Company. Any unauthorized alteration, forgery or falsification of the content or appearance of this document is unlawful and offenders may be prosecuted to the fullest extent of the law. Unless otherwise stated the results shown in this test report refer only to the sample(s) tested and such sample(s) are retained for 30 days only.

**Sample(s) for testing/inspection report & certificate: please contact us at telephone: (+6-755) 8307 1444**

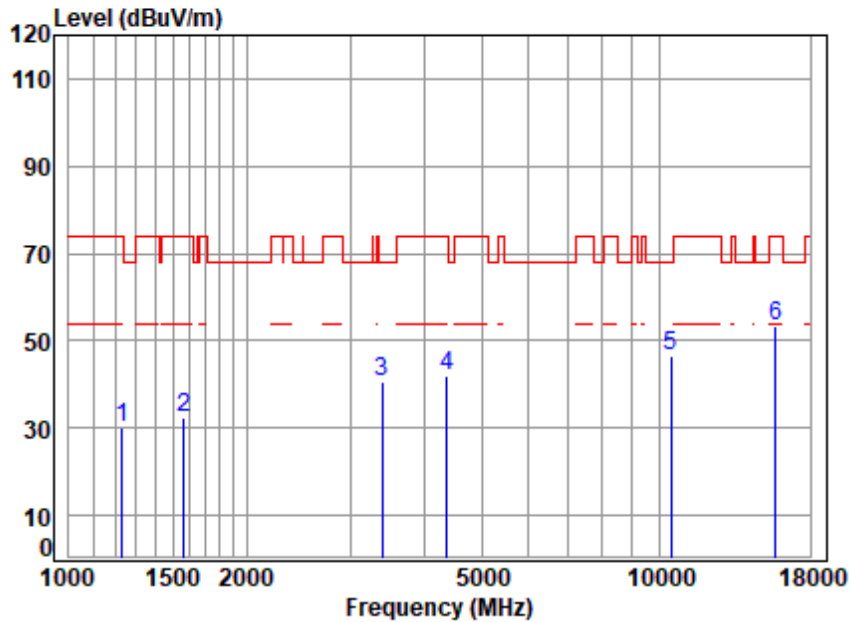
sample(s) are retained for 30 days only.

**Attention: To check the authenticity of testing /inspection report & certificate, please contact us at telephone: (86-755) 8307 1443, or email: [CN.Doccheck@sgs.com](mailto:CN.Doccheck@sgs.com).**

No. 1 Workshop, M-10, Middle Section, Science & Technology Park, Nanshan District, Shenzhen, Guangdong, China 518057 t (86-755) 26012053 f (86-755) 26710594 [www.sgs.com](http://www.sgs.com)  
中国·广东·深圳市南山区科技园中区M-10栋1号厂房 邮编: 518057 t (86-755) 26012053 f (86-755) 26710594 [sgs.china@sgs.com](mailto:sgs.china@sgs.com)



Test Mode: 03; Polarity: Vertical; Modulation:802.11a; Bandwidth:20MHz; Channel:High



Site : chamber

Condition: 3m VERTICAL

Job No : 04576AT/04577AT

Mode : 5240 TX RSE

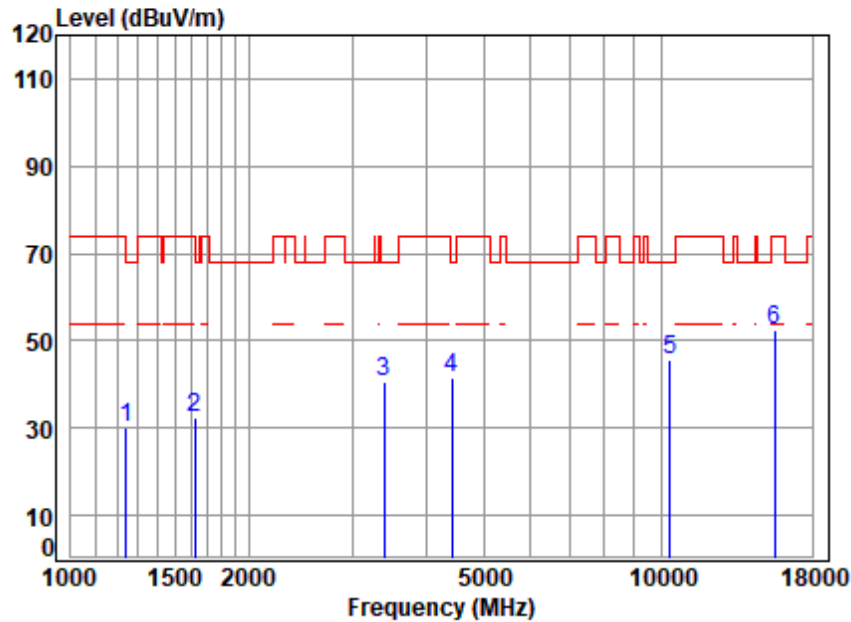
Note : 5G WIFI 11A

	Cable	Ant	Preamp	Read	Limit	Over	
Freq	Loss	Factor	Factor	Level	Level	Line	Limit Remark
MHz	dB	dB/m	dB	dBuV	dBuV/m	dBuV/m	dB
1	1231.345	3.72	24.84	54.69	56.38	30.25	74.00 -43.75 peak
2	1569.721	4.14	26.92	54.80	55.99	32.25	74.00 -41.75 peak
3	3396.098	6.43	32.38	54.70	56.32	40.43	68.20 -27.77 peak
4	4367.058	7.10	34.54	54.26	54.52	41.90	74.00 -32.10 peak
5	10480.000	11.33	37.26	53.10	50.87	46.36	68.20 -21.84 peak
6	p15720.000	14.01	41.22	52.02	50.04	53.25	74.00 -20.75 peak





Test Mode: 03; Polarity: Horizontal; Modulation:802.11n; Bandwidth:20MHz; Channel:Low

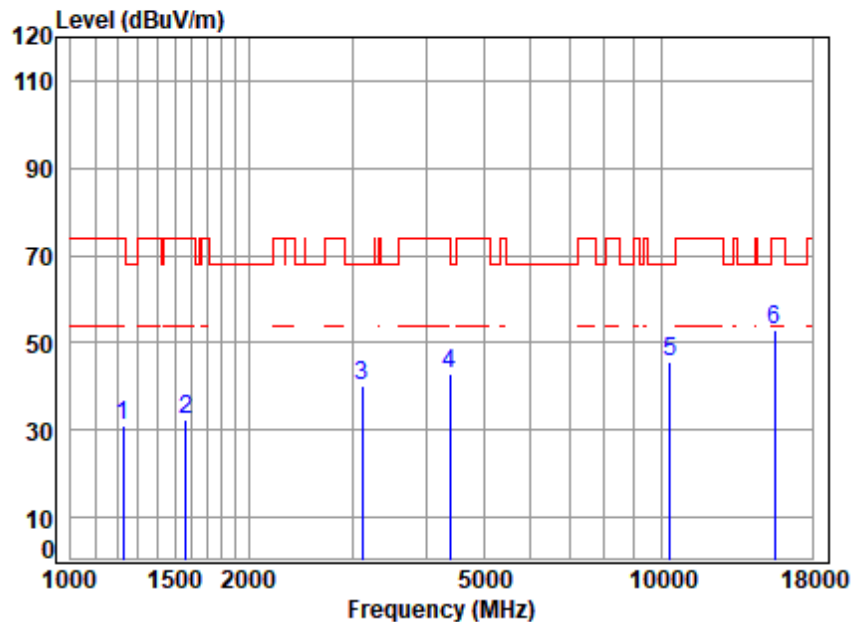


Site : chamber  
Condition: 3m HORIZONTAL  
Job No : 04576AT/04577AT  
Mode : 5180 TX RSE  
Note : 5G WIFI 11N20

	Cable	Ant	Preamp	Read	Limit	Over	
Freq	Loss	Factor	Factor	Level	Level	Line	Limit Remark
MHz	dB	dB/m	dB	dBuV	dBuV/m	dBuV/m	dB
1 1242.068	3.74	24.99	54.69	56.01	30.05	68.20	-38.15 peak
2 1620.431	4.21	26.60	54.81	56.19	32.19	74.00	-41.81 peak
3 3396.098	6.43	32.38	54.70	56.30	40.41	68.20	-27.79 peak
4 4417.841	7.16	34.59	54.26	53.94	41.43	68.20	-26.77 peak
5 10360.000	11.14	37.10	53.13	50.72	45.83	68.20	-22.37 peak
6 p15540.000	13.79	41.10	52.16	49.88	52.61	74.00	-21.39 peak



Test Mode: 03; Polarity: Vertical; Modulation:802.11n; Bandwidth:20MHz; Channel:Low

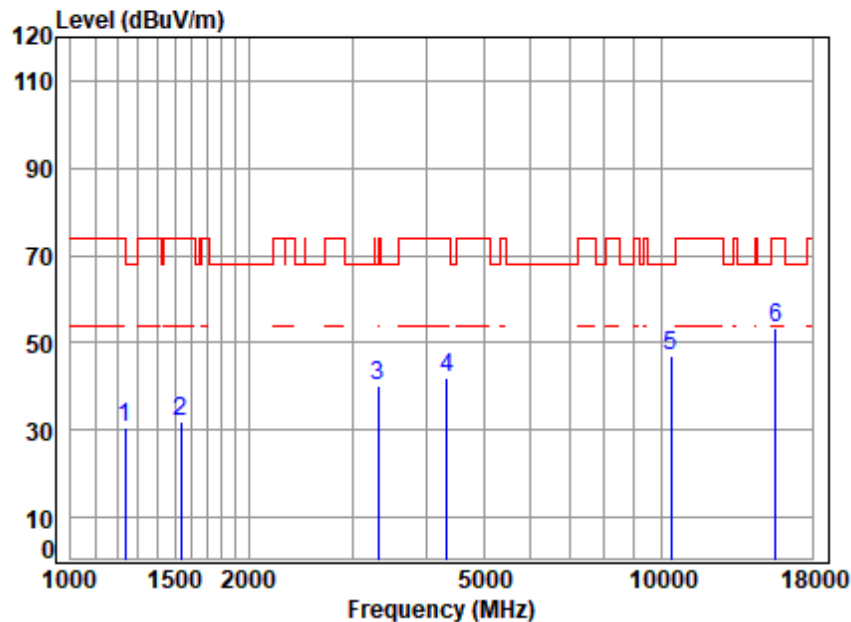


Site : chamber  
Condition: 3m VERTICAL  
Job No : 04576AT/04577AT  
Mode : 5180 TX RSE  
Note : 5G WIFI 11N20

	Cable	Ant	Preamp	Read	Limit	Over	
Freq	Loss	Factor	Factor	Level	Level	Line	Limit Remark
MHz	dB	dB/m	dB	dBuV	dBuV/m	dBuV/m	dB
1 1227.791	3.72	24.79	54.69	57.10	30.92	74.00	-43.08 peak
2 1565.191	4.14	26.94	54.79	56.02	32.31	74.00	-41.69 peak
3 3114.025	6.18	31.85	54.91	57.05	40.17	68.20	-28.03 peak
4 4379.699	7.11	34.64	54.26	55.34	42.83	74.00	-31.17 peak
5 10360.000	11.14	37.10	53.13	50.40	45.51	68.20	-22.69 peak
6 p15540.000	13.79	41.10	52.16	50.00	52.73	74.00	-21.27 peak



Test Mode: 03; Polarity: Horizontal; Modulation:802.11n; Bandwidth:20MHz; Channel:middle



Site : chamber  
Condition: 3m HORIZONTAL  
Job No : 04576AT/04577AT  
Mode : 5200 TX RSE  
Note : 5G WIFI 11N20

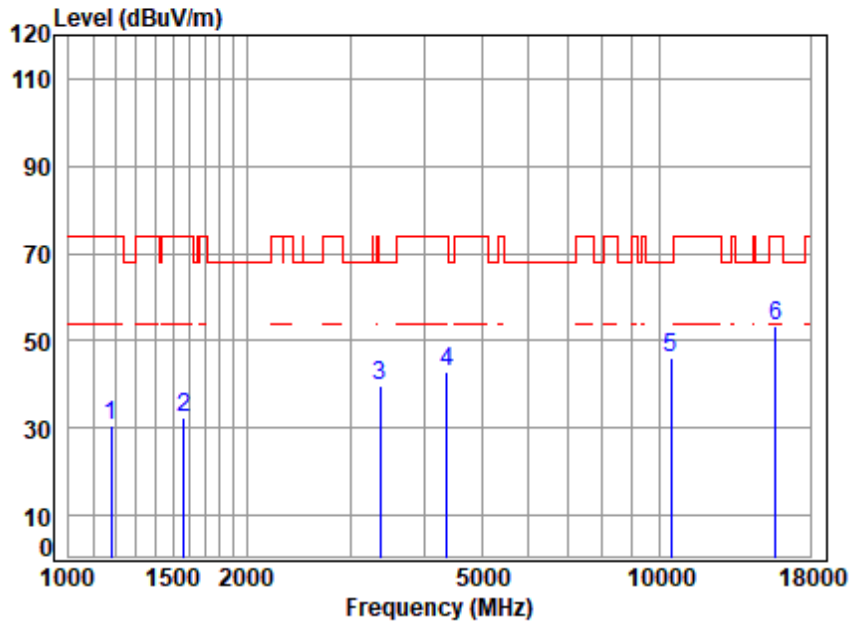
		Cable	Ant	Preamp	Read	Limit	Over	
	Freq	Loss	Factor	Factor	Level	Level	Line	Limit Remark
	MHz	dB	dB/m	dB	dBuV	dBuV/m	dBuV/m	dB
1	1238.483	3.73	24.94	54.69	56.37	30.35	74.00	-43.65 peak
2	1538.281	4.10	26.95	54.79	55.60	31.86	74.00	-42.14 peak
3	3318.471	6.36	31.53	54.75	57.10	40.24	68.20	-27.96 peak
4	4329.354	7.05	34.23	54.26	54.87	41.89	74.00	-32.11 peak
5	10400.000	11.20	37.10	53.12	51.85	47.03	68.20	-21.17 peak
6	p15600.000	13.86	41.10	52.11	50.50	53.35	74.00	-20.65 peak







Test Mode: 03; Polarity: Horizontal; Modulation:802.11n; Bandwidth:20MHz; Channel:High



Site : chamber

Condition: 3m HORIZONTAL

Job No : 04576AT/04577AT

Mode : 5240 TX RSE

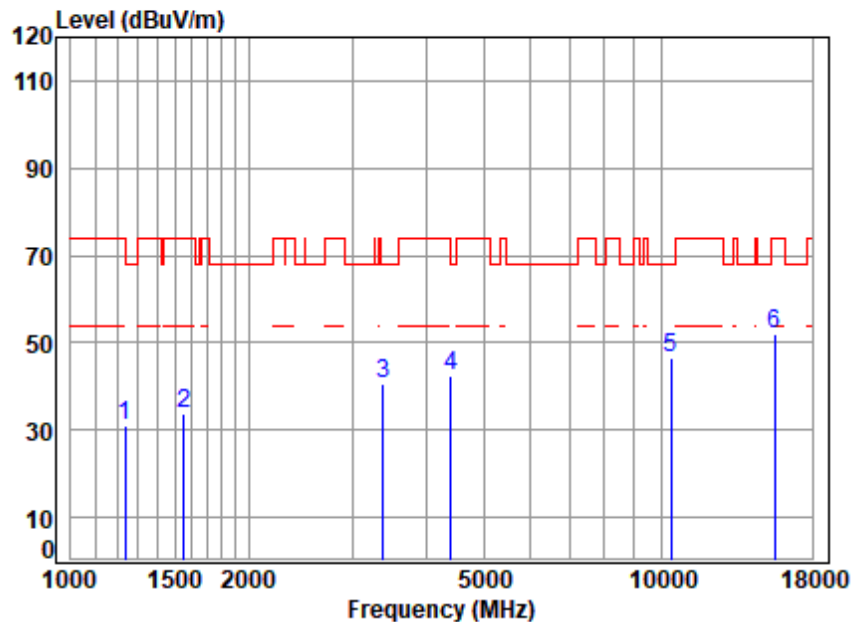
Note : 5G WIFI 11N20

	Cable	Ant	Preamp	Read	Limit	Over	
Freq	Loss	Factor	Factor	Level	Level	Line	Limit Remark
MHz	dB	dB/m	dB	dBuV	dBuV/m	dBuV/m	dB
1 1179.100	3.65	24.19	54.67	57.20	30.37	74.00	-43.63 peak
2 1565.191	4.14	26.94	54.79	56.04	32.33	74.00	-41.67 peak
3 3366.778	6.41	32.20	54.72	55.96	39.85	68.20	-28.35 peak
4 4367.058	7.10	34.54	54.26	55.37	42.75	74.00	-31.25 peak
5 10480.000	11.33	37.26	53.10	50.81	46.30	68.20	-21.90 peak
6 p15720.000	14.01	41.22	52.02	50.29	53.50	74.00	-20.50 peak





Test Mode: 03; Polarity: Horizontal; Modulation:802.11n; Bandwidth:40MHz; Channel:Low

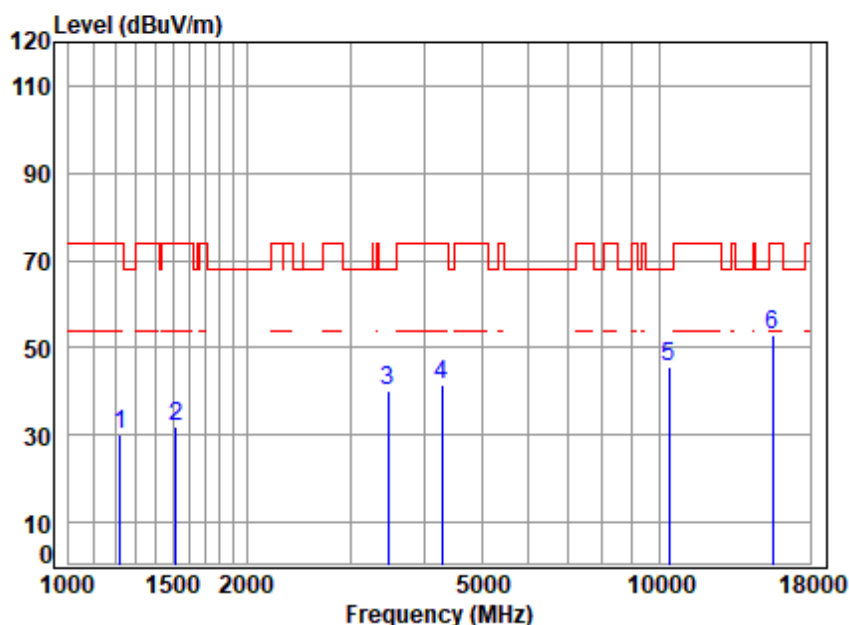


Site : chamber  
Condition: 3m HORIZONTAL  
Job No : 04576AT/04577AT  
Mode : 5190 TX RSE  
Note : 5G WIFI 11N40

	Cable	Ant	Preamp	Read	Limit	Over	
Freq	Loss	Factor	Factor	Level	Level	Line	Limit
MHz	dB	dB/m	dB	dBuV	dBuV/m	dBuV/m	dB
1	1238.483	3.73	24.94	54.69	56.95	30.93	74.00
2	1551.677	4.12	26.99	54.79	57.25	33.57	74.00
3	3386.297	6.42	32.32	54.71	56.36	40.39	68.20
4	4405.090	7.14	34.74	54.26	55.02	42.64	68.20
5	p10380.000	11.17	37.10	53.12	51.44	46.59	68.20
6	15570.000	13.83	41.10	52.14	49.07	51.86	74.00



Test Mode: 03; Polarity: Vertical; Modulation: 802.11n; Bandwidth: 40MHz; Channel: Low



Site : chamber

Condition: 3m VERTICAL

Job No : 04576AT/04577AT

Mode : 5190 TX RSE

Note : 5G WIFI 11N40

	Freq	Cable Loss	Ant Factor	Preamp Factor	Read Level	Level	Limit Line	Over Limit	Remark
	MHz	dB	dB/m	dB	dBuV	dBuV/m	dBuV/m	dB	
1	1220.714	3.71	24.69	54.69	56.40	30.11	74.00	-43.89	peak
2	1520.598	4.07	26.88	54.78	55.63	31.80	74.00	-42.20	peak
3	3475.541	6.50	31.70	54.64	56.77	40.33	68.20	-27.87	peak
4	4279.589	6.99	33.92	54.27	54.76	41.40	74.00	-32.60	peak
5	10380.000	11.17	37.10	53.12	50.58	45.73	68.20	-22.47	peak
6	15570.000	13.83	41.10	52.14	50.36	53.15	74.00	-20.85	peak



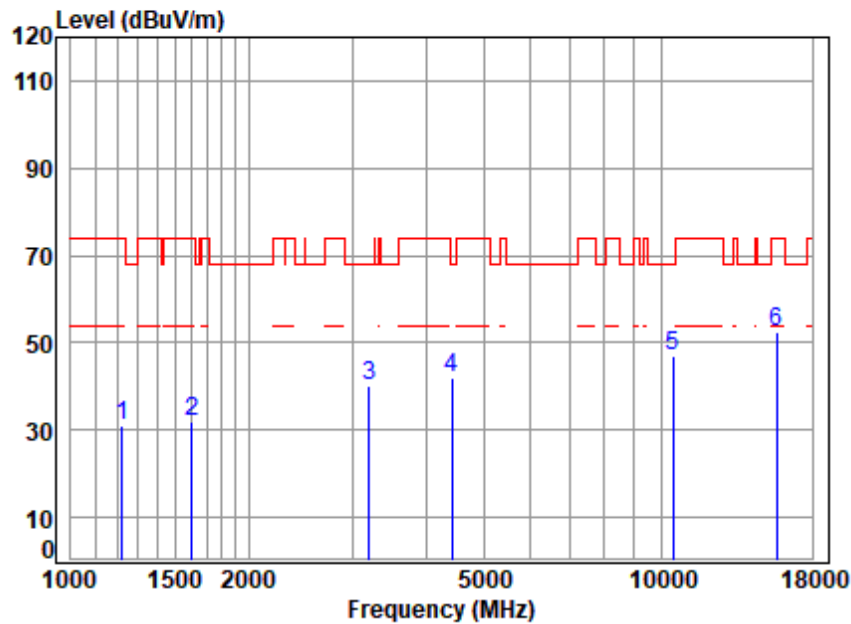
Unless otherwise agreed in writing this document is issued by the Company subject to its General Conditions of Service printed overleaf, available on request or accessible at <https://www.sgs.com/en/Terms-and-Conditions>. Attention is drawn to the limitation of liability, indemnification and jurisdiction issues defined therein. Any holder of this document is advised that information contained hereon reflects the Company's findings at the time of its intervention only and within the limits of Client's instructions, if any. The Company's sole responsibility is to its Client and this document does not exonerate parties to a transaction from exercising all their rights and obligations under the transaction documents. This document cannot be reproduced except in full, without prior written approval of the Company. Any unauthorized reproduction or use of the content or appearance of this document is unlawful and offenders may be prosecuted to the fullest extent of the law. Unless otherwise stated the results shown in this test report refer only to the sample(s) tested and such sample(s) are retained for 30 days only.

**Attention: To check the authenticity of testing /inspection report & certificate, please contact us at telephone: (86-755) 8307 1443,**

No. 1 Workshop, M-10, Middle Section, Science & Technology Park, Nanshan District, Shenzhen, Guangdong, China 518057 t (86-755) 26012053 f (86-755) 26710594 www.sgsgroup.com.cn  
中国·广东·深圳市南山区科技园中区M-10栋1号厂房 邮编: 518057 t (86-755) 26012053 f (86-755) 26710594 sgs.china@sgs.com



Test Mode: 03; Polarity: Horizontal; Modulation:802.11n; Bandwidth:40MHz; Channel:High

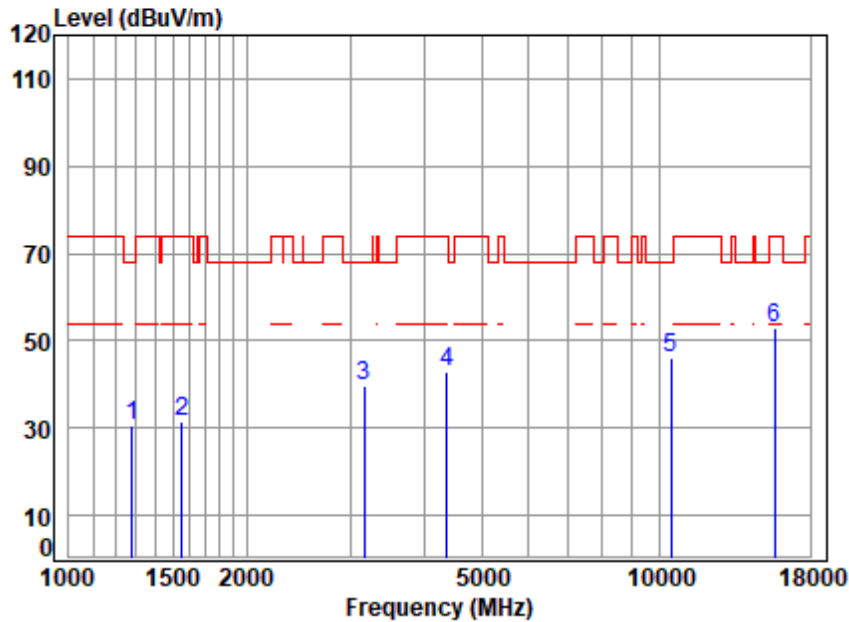


Site : chamber  
Condition: 3m HORIZONTAL  
Job No : 04576AT/04577AT  
Mode : 5230 TX RSE  
Note : 5G WIFI 11N40

	Cable	Ant	Preamp	Read	Limit	Over	
Freq	Loss	Factor	Factor	Level	Level	Line	Limit Remark
MHz	dB	dB/m	dB	dBuV	dBuV/m	dBuV/m	dB
1 1224.247	3.71	24.74	54.69	57.48	31.24	74.00	-42.76 peak
2 1601.804	4.19	26.78	54.80	55.87	32.04	74.00	-41.96 peak
3 3205.345	6.26	32.81	54.84	56.08	40.31	68.20	-27.89 peak
4 4417.841	7.16	34.59	54.26	54.62	42.11	68.20	-26.09 peak
5 p10460.000	11.30	37.22	53.11	51.69	47.10	68.20	-21.10 peak
6 15690.000	13.97	41.19	52.04	49.46	52.58	74.00	-21.42 peak



Test Mode: 03; Polarity: Vertical; Modulation:802.11n; Bandwidth:40MHz; Channel:High



Site : chamber

Condition: 3m VERTICAL

Job No : 04576AT/04577AT

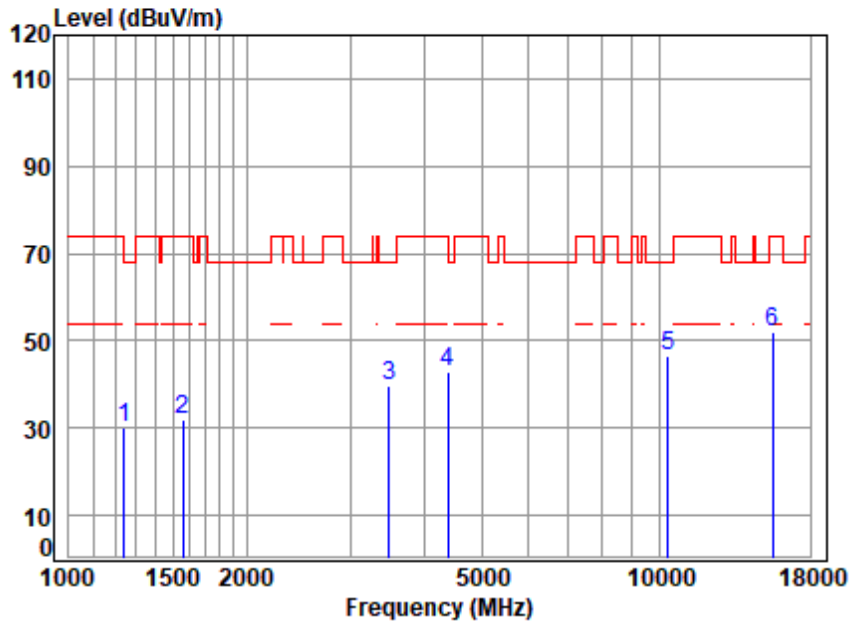
Mode : 5230 TX RSE

Note : 5G WIFI 11N40

		Cable	Ant	Preamp	Read	Limit	Over	
	Freq	Loss	Factor	Factor	Level	Level	Line	Limit Remark
	MHz	dB	dB/m	dB	dBuV	dBuV/m	dBuV/m	dB
1	1282.193	3.79	24.91	54.71	56.77	30.76	68.20	-37.44 peak
2	1556.169	4.12	26.98	54.79	55.27	31.58	74.00	-42.42 peak
3	3168.500	6.23	32.65	54.87	55.64	39.65	68.20	-28.55 peak
4	4367.058	7.10	34.54	54.26	55.35	42.73	74.00	-31.27 peak
5	10460.000	11.30	37.22	53.11	50.53	45.94	68.20	-22.26 peak
6	p15690.000	13.97	41.19	52.04	49.69	52.81	74.00	-21.19 peak



Test Mode: 03; Polarity: Horizontal; Modulation: 802.11ax(Full RU0); Bandwidth: 20MHz; Channel: Low

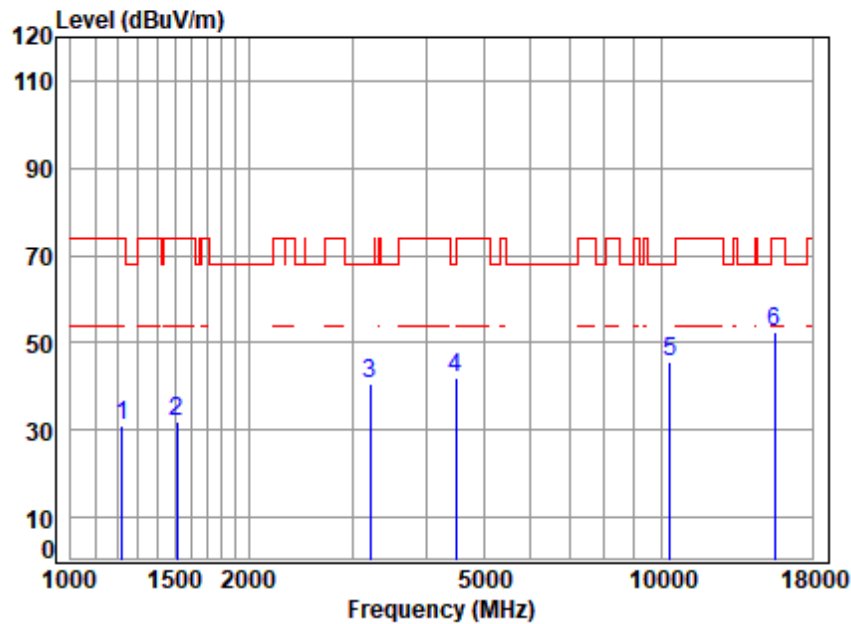


Site : chamber  
Condition: 3m HORIZONTAL  
Job No : 04576AT/04577AT  
Mode : 5180 TX RSE  
Note : 5G WIFI 11AX20

		Cable	Ant	Preamp	Read	Limit	Over	
	Freq	Loss	Factor	Factor	Level	Level	Line	Limit Remark
	MHz	dB	dB/m	dB	dBuV	dBuV/m	dBuV/m	dB
1	1242.068	3.74	24.99	54.69	55.96	30.00	68.20	-38.20 peak
2	1560.673	4.13	26.96	54.79	55.75	32.05	74.00	-41.95 peak
3	3485.601	6.51	31.66	54.63	56.35	39.89	68.20	-28.31 peak
4	4392.376	7.13	34.74	54.26	55.14	42.75	74.00	-31.25 peak
5	10360.000	11.14	37.10	53.13	51.60	46.71	68.20	-21.49 peak
6	15540.000	13.79	41.10	52.16	49.46	52.19	74.00	-21.81 peak



Test Mode: 03; Polarity: Vertical; Modulation:802.11ax(Full RU0); Bandwidth:20MHz; Channel:Low



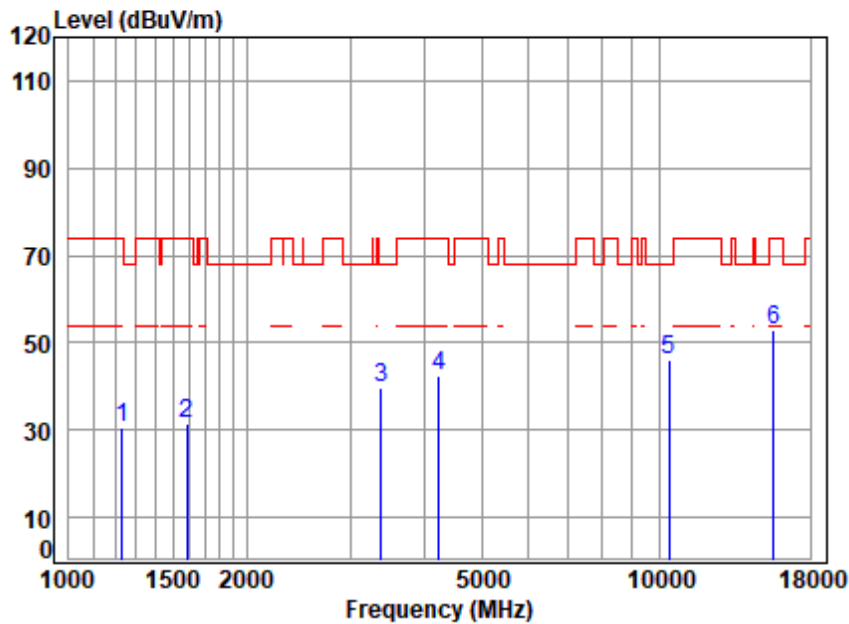
Site : chamber  
Condition: 3m VERTICAL  
Job No : 04576AT/04577AT  
Mode : 5180 TX RSE  
Note : 5G WIFI 11AX20

	Cable	Ant	Preamp	Read	Limit	Over	
Freq	Loss	Factor	Factor	Level	Level	Line	Limit Remark
MHz	dB	dB/m	dB	dBuV	dBuV/m	dBuV/m	dB
1 1224.247	3.71	24.74	54.69	57.08	30.84	74.00	-43.16 peak
2 1511.833	4.06	26.85	54.78	55.91	32.04	74.00	-41.96 peak
3 3214.623	6.27	32.67	54.83	56.47	40.58	68.20	-27.62 peak
4 4482.150	7.23	33.81	54.25	55.22	42.01	68.20	-26.19 peak
5 10360.000	11.14	37.10	53.13	50.71	45.82	68.20	-22.38 peak
6 p15540.000	13.79	41.10	52.16	49.69	52.42	74.00	-21.58 peak





Test Mode: 03; Polarity: Horizontal; Modulation:802.11ax(Full RU0); Bandwidth:20MHz; Channel:middle



Site : chamber

Condition: 3m HORIZONTAL

Job No : 04576AT/04577AT

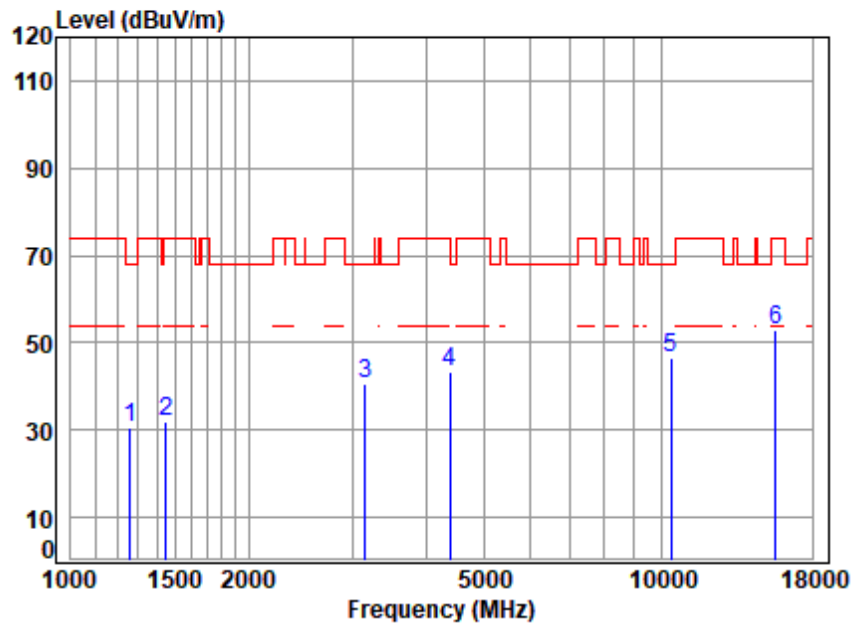
Mode : 5200 TX RSE

Note : 5G WIFI 11AX20

		Cable	Ant	Preamp	Read	Limit	Over	
	Freq	Loss	Factor	Factor	Level	Level	Line	Limit Remark
	MHz	dB	dB/m	dB	dBuV	dBuV/m	dBuV/m	dB
1	1231.345	3.72	24.84	54.69	56.71	30.58	74.00	-43.42 peak
2	1587.975	4.17	26.85	54.80	55.48	31.70	74.00	-42.30 peak
3	3376.523	6.42	32.26	54.71	55.78	39.75	68.20	-28.45 peak
4	4230.396	6.94	33.80	54.27	56.13	42.60	74.00	-31.40 peak
5	10400.000	11.20	37.10	53.12	51.05	46.23	68.20	-21.97 peak
6	p15600.000	13.86	41.10	52.11	50.12	52.97	74.00	-21.03 peak



Test Mode: 03; Polarity: Vertical; Modulation:802.11ax(Full RU0); Bandwidth:20MHz; Channel:middle

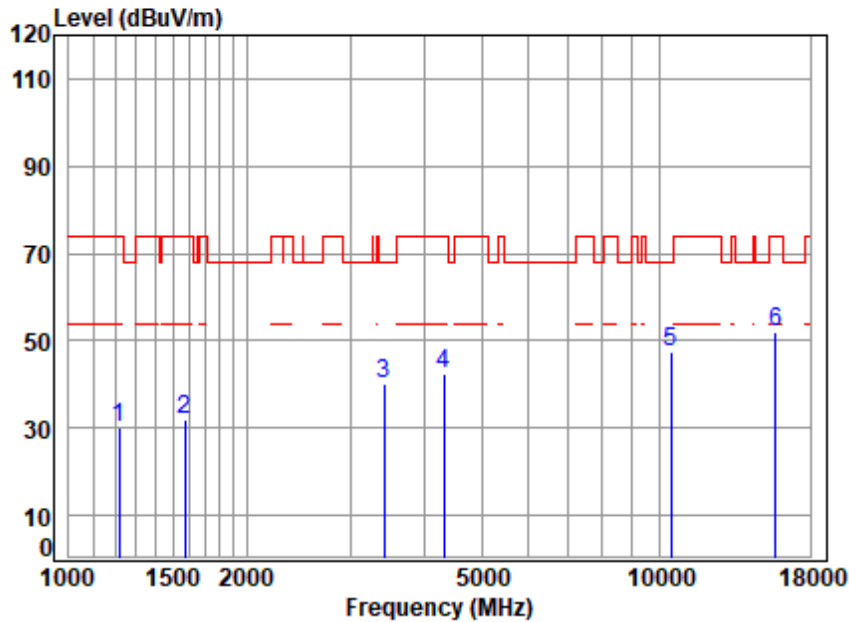


Site : chamber  
Condition: 3m VERTICAL  
Job No : 04576AT/04577AT  
Mode : 5200 TX RSE  
Note : 5G WIFI 11AX20

	Cable	Ant	Preamp	Read		Limit	Over	
Freq	Loss	Factor	Factor	Level	Level	Line	Limit	Remark
MHz	dB	dB/m	dB	dBuV	dBuV/m	dBuV/m	dB	
1	1260.149	3.76	25.04	54.70	56.25	30.35	68.20	-37.85 peak
2	1447.688	3.98	25.36	54.76	57.37	31.95	74.00	-42.05 peak
3	3150.237	6.21	32.50	54.88	56.93	40.76	68.20	-27.44 peak
4	4379.699	7.11	34.64	54.26	55.79	43.28	74.00	-30.72 peak
5	10400.000	11.20	37.10	53.12	51.23	46.41	68.20	-21.79 peak
6	p15600.000	13.86	41.10	52.11	50.12	52.97	74.00	-21.03 peak



Test Mode: 03; Polarity: Horizontal; Modulation:802.11ax(Full RU0); Bandwidth:20MHz; Channel:High



Site : chamber

Condition: 3m HORIZONTAL

Job No : 04576AT/04577AT

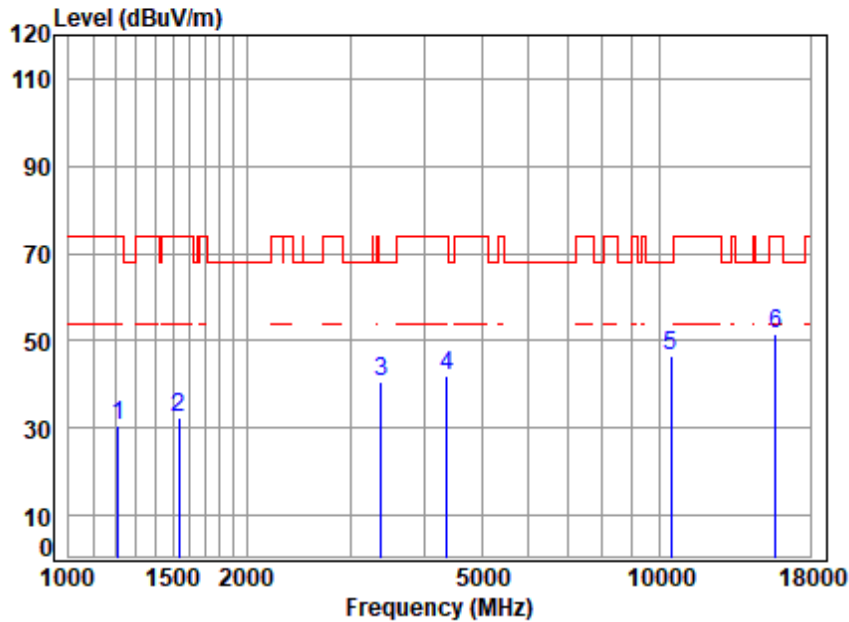
Mode : 5240 TX RSE

Note : 5G WIFI 11AX20

	Cable	Ant	Preamp	Read	Limit	Over	
Freq	Loss	Factor	Factor	Level	Level	Line	Limit Remark
MHz	dB	dB/m	dB	dBuV	dBuV/m	dBuV/m	dB
1 1217.190	3.71	24.64	54.69	56.49	30.15	74.00	-43.85 peak
2 1574.265	4.15	26.90	54.80	55.59	31.84	74.00	-42.16 peak
3 3425.675	6.46	32.09	54.68	56.13	40.00	68.20	-28.20 peak
4 4316.859	7.04	34.13	54.27	55.59	42.49	74.00	-31.51 peak
5 p10480.000	11.33	37.26	53.10	51.87	47.36	68.20	-20.84 peak
6 15720.000	14.01	41.22	52.02	48.91	52.12	74.00	-21.88 peak



Test Mode: 03; Polarity: Vertical; Modulation:802.11ax(Full RU0); Bandwidth:20MHz; Channel:High



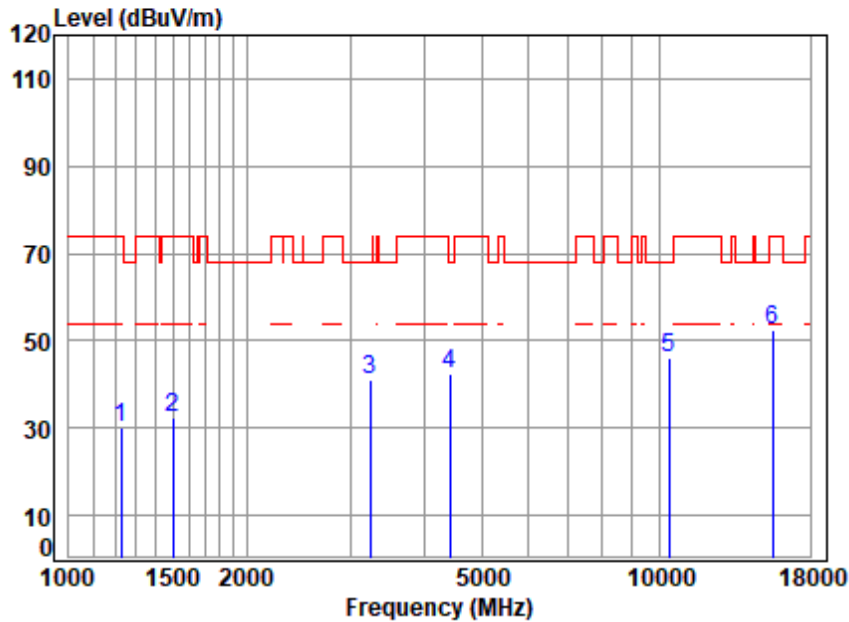
Site : chamber  
Condition: 3m VERTICAL  
Job No : 04576AT/04577AT  
Mode : 5240 TX RSE  
Note : 5G WIFI 11AX20

		Cable	Ant	Preamp	Read	Limit	Over	
	Freq	Loss	Factor	Factor	Level	Level	Line	Limit Remark
	MHz	dB	dB/m	dB	dBuV	dBuV/m	dBuV/m	dB
1	1210.174	3.70	24.54	54.68	56.80	30.36	74.00	-43.64 peak
2	1533.841	4.09	26.94	54.79	56.05	32.29	74.00	-41.71 peak
3	3386.297	6.42	32.32	54.71	56.51	40.54	68.20	-27.66 peak
4	4367.058	7.10	34.54	54.26	54.66	42.04	74.00	-31.96 peak
5	p10480.000	11.33	37.26	53.10	51.04	46.53	68.20	-21.67 peak
6	15720.000	14.01	41.22	52.02	48.29	51.50	74.00	-22.50 peak





Test Mode: 03; Polarity: Horizontal; Modulation: 802.11ax(Full RU0); Bandwidth: 40MHz; Channel: Low

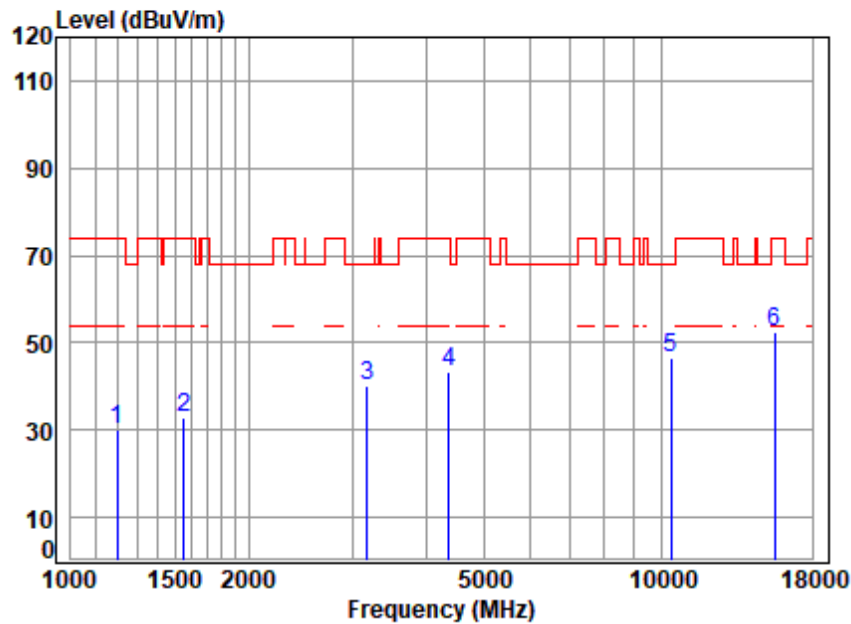


Site : chamber  
Condition: 3m HORIZONTAL  
Job No : 04576AT/04577AT  
Mode : 5190 TX RSE  
Note : 5G WIFI 11AX40

		Cable	Ant	Preamp	Read	Limit	Over	
	Freq	Loss	Factor	Factor	Level	Level	Line	Limit Remark
	MHz	dB	dB/m	dB	dBuV	dBuV/m	dBuV/m	dB
1	1227.791	3.72	24.79	54.69	56.33	30.15	74.00	-43.85 peak
2	1503.119	4.04	26.81	54.78	56.43	32.50	74.00	-41.50 peak
3	3233.260	6.29	32.37	54.82	57.27	41.11	68.20	-27.09 peak
4	4417.841	7.16	34.59	54.26	55.09	42.58	68.20	-25.62 peak
5	10380.000	11.17	37.10	53.12	50.83	45.98	68.20	-22.22 peak
6	p15570.000	13.83	41.10	52.14	49.54	52.33	74.00	-21.67 peak



Test Mode: 03; Polarity: Vertical; Modulation:802.11ax(Full RU0); Bandwidth:40MHz; Channel:Low



Site : chamber  
Condition: 3m VERTICAL  
Job No : 04576AT/04577AT  
Mode : 5190 TX RSE  
Note : 5G WIFI 11AX40

	Cable	Ant	Preamp	Read	Limit	Over	
Freq	Loss	Factor	Factor	Level	Level	Line	Limit
MHz	dB	dB/m	dB	dBuV	dBuV/m	dBuV/m	dB
1	1199.726	3.68	24.40	54.68	56.84	30.24	74.00
2	1551.677	4.12	26.99	54.79	56.71	33.03	74.00
3	3177.672	6.24	32.72	54.86	56.21	40.31	68.20
4	4367.058	7.10	34.54	54.26	55.96	43.34	74.00
5	10380.000	11.17	37.10	53.12	51.29	46.44	68.20
6	p15570.000	13.83	41.10	52.14	49.65	52.44	74.00



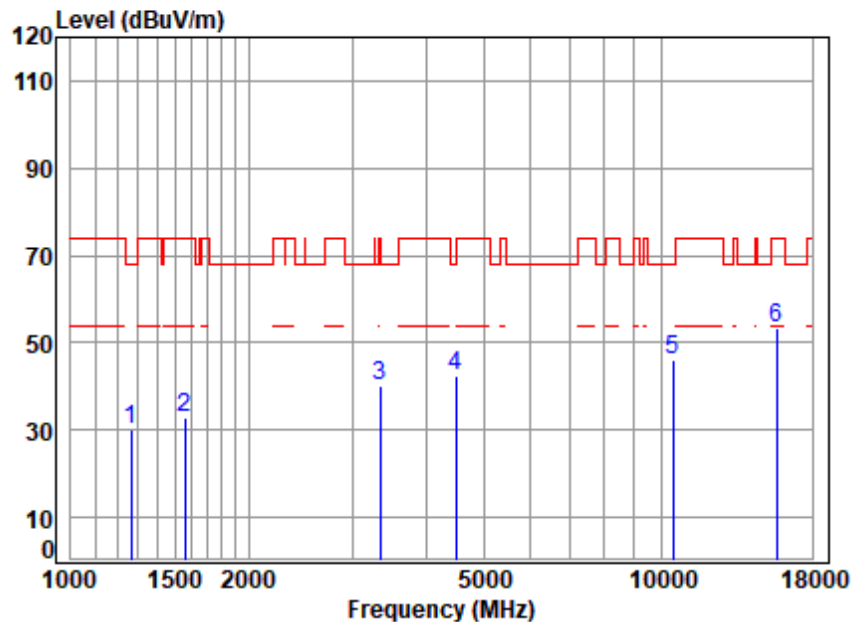
## SGS-CSTC Standards Technical Services Co., Ltd. Shenzhen Branch

SZEMC-TRF-01 Rev. A/1

Report No.: SZCR241200457604

Page: 51 of 806

Test Mode: 03; Polarity: Horizontal; Modulation:802.11ax(Full RU0); Bandwidth:40MHz; Channel:High



Site : chamber

Condition: 3m HORIZONTAL

Job No : 04576AT/04577AT

Mode : 5230 TX RSE

Note : 5G WIFI 11AX40

	Freq	Cable Loss	Ant Factor	Preamp Factor	Read Level	Level	Limit Line	Over Limit	Remark
	MHz	dB	dB/m	dB	dBuV	dBuV/m	dBuV/m	dB	
1	1263.796	3.77	25.02	54.70	56.24	30.33	68.20	-37.87	peak
2	1560.673	4.13	26.96	54.79	56.40	32.70	74.00	-41.30	peak
3	3347.371	6.39	32.05	54.73	56.46	40.17	74.00	-33.83	peak
4	4495.125	7.24	33.66	54.25	55.78	42.43	68.20	-25.77	peak
5	10460.000	11.30	37.22	53.11	50.45	45.86	68.20	-22.34	peak
6	15690.000	13.97	41.19	52.04	50.11	53.23	74.00	-20.77	peak



Unless otherwise agreed in writing, this document is issued by the Company subject to its General Conditions of Service printed overleaf, available on request or accessible at <https://www.sgs.com/en/Terms-and-Conditions>. Attention is drawn to the limitation of liability, indemnification and jurisdiction issues defined therein. Any holder of this document is advised that information contained hereon reflects the Company's findings at the time of its intervention only and within the limits of Client's instructions, if any. The Company's sole responsibility is to its Client and this document does not exonerate parties to a transaction from exercising all their rights and obligations under the transaction documents. This document cannot be reproduced except in full, without prior written approval of the Company. Any unauthorized alteration, forgery or falsification of the content or appearance of this document is unlawful and offenders may be prosecuted to the fullest extent of the law. Unless otherwise stated the results shown in this test report refer only to the sample(s) tested and such sample(s) are retained for 30 days only.

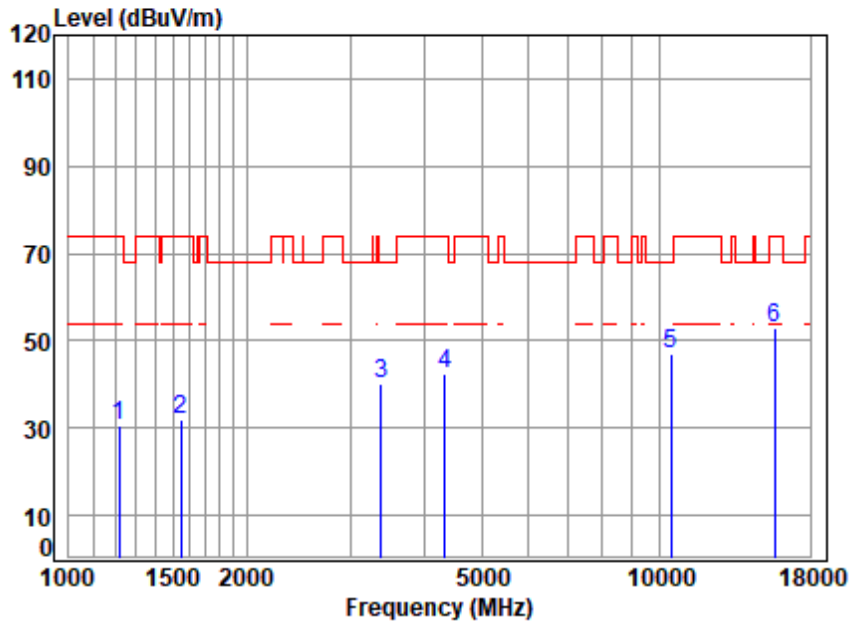
**Sample(s) for testing/inspection report & certificate: please contact us at telephone: (+6-755) 8307 1444**

**Attention: To check the authenticity**

sample(s) are retained for 30 days only.  
Attention: To check the authenticity of testing / inspection report & certificate, please contact us at telephone: (86-755) 8307 1443, or email: [CN.Doccheck@sgsgroup.com](mailto:CN.Doccheck@sgsgroup.com)  
No. 1 Workshop, M-10, Middle Section, Science & Technology Park, Nanshan District, Shenzhen, Guangdong, China 518057 t (86-755) 26012053 f (86-755) 26710594 [www.sgsgroup.com.cn](http://www.sgsgroup.com.cn)  
中国·广东·深圳市南山区科技园中区M-10栋1号厂房 邮编: 518057 t (86-755) 26012053 f (86-755) 26710594 [sgs.china@sgs.com](mailto:sgs.china@sgs.com)

中国·广东·深圳市南山区科技园中区M-10栋1号厂房

Test Mode: 03; Polarity: Vertical; Modulation:802.11ax(Full RU0); Bandwidth:40MHz; Channel:High



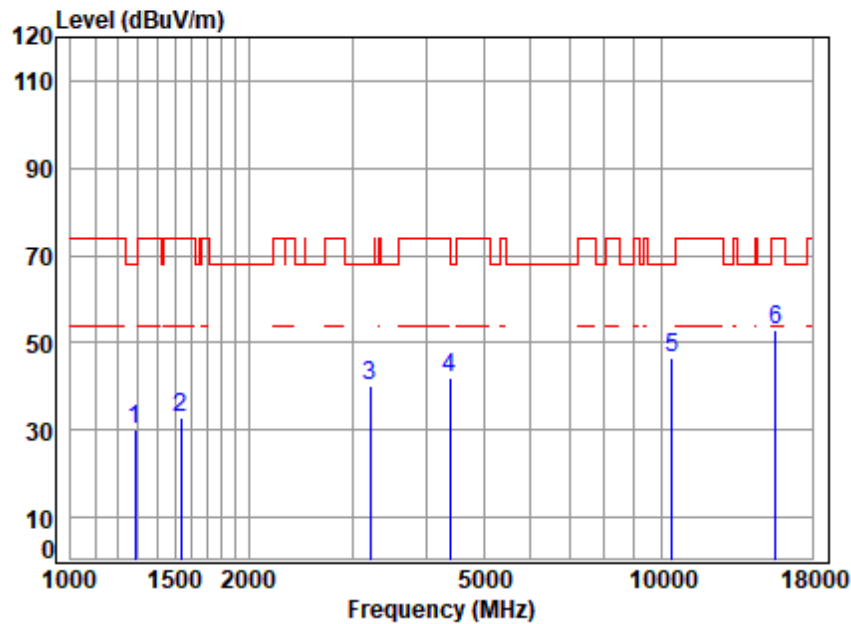
Site : chamber  
Condition: 3m VERTICAL  
Job No : 04576AT/04577AT  
Mode : 5230 TX RSE  
Note : 5G WIFI 11AX40

		Cable	Ant	Preamp	Read	Limit	Over	
	Freq	Loss	Factor	Factor	Level	Level	Line	Limit Remark
	MHz	dB	dB/m	dB	dBuV	dBuV/m	dBuV/m	dB
1	1217.190	3.71	24.64	54.69	56.71	30.37	74.00	-43.63 peak
2	1547.199	4.11	26.99	54.79	55.80	32.11	74.00	-41.89 peak
3	3376.523	6.42	32.26	54.71	55.96	39.93	68.20	-28.27 peak
4	4341.886	7.07	34.34	54.26	55.27	42.42	74.00	-31.58 peak
5	10460.000	11.30	37.22	53.11	51.68	47.09	68.20	-21.11 peak
6	p15690.000	13.97	41.19	52.04	49.96	53.08	74.00	-20.92 peak





Test Mode: 03; Polarity: Horizontal; Modulation:802.11ax(Full RU0); Bandwidth:80MHz; Channel:middle

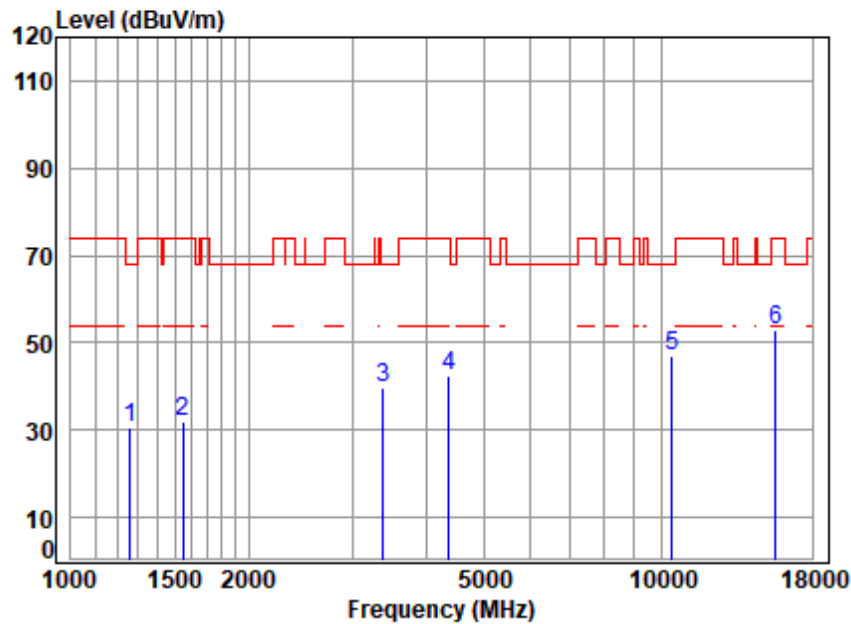


Site : chamber  
Condition: 3m HORIZONTAL  
Job No : 04576AT/04577AT  
Mode : 5210 TX RSE  
Note : 5G WIFI 11AX80

		Cable	Ant	Preamp	Read	Limit	Over	
	Freq	Loss	Factor	Factor	Level	Level	Line	Limit Remark
	MHz	dB	dB/m	dB	dBuV	dBuV/m	dBuV/m	dB
1	1285.904	3.79	24.88	54.71	56.35	30.31	68.20	-37.89 peak
2	1538.281	4.10	26.95	54.79	56.77	33.03	74.00	-40.97 peak
3	3214.623	6.27	32.67	54.83	56.02	40.13	68.20	-28.07 peak
4	4379.699	7.11	34.64	54.26	54.35	41.84	74.00	-32.16 peak
5	10420.000	11.23	37.14	53.11	51.08	46.34	68.20	-21.86 peak
6	p15630.000	13.90	41.13	52.09	50.00	52.94	74.00	-21.06 peak



Test Mode: 03; Polarity: Vertical; Modulation:802.11ax(Full RU0); Bandwidth:80MHz; Channel:middle

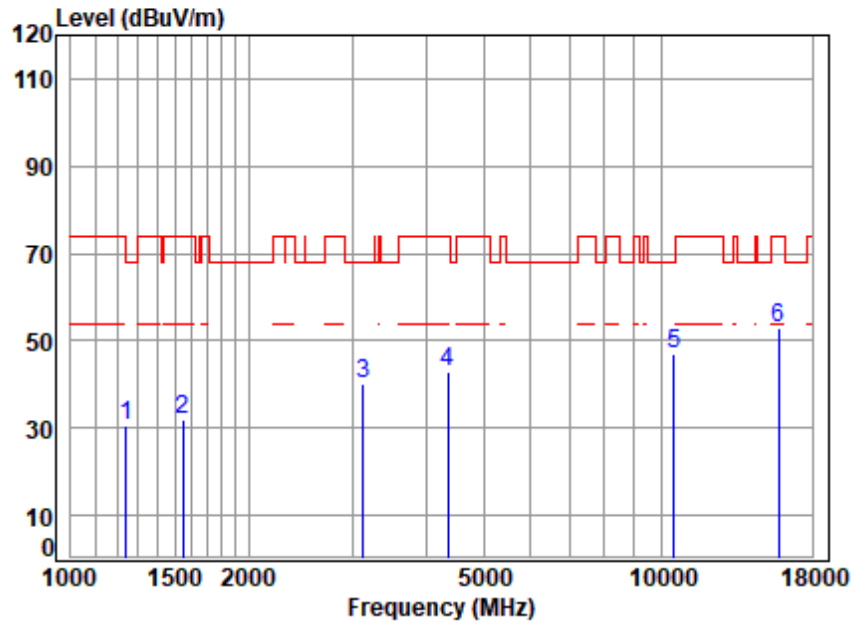


Site : chamber  
Condition: 3m VERTICAL  
Job No : 04576AT/04577AT  
Mode : 5210 TX RSE  
Note : 5G WIFI 11AX80

		Cable	Ant	Preamp	Read	Limit	Over	
	Freq	Loss	Factor	Factor	Level	Level	Line	Limit Remark
	MHz	dB	dB/m	dB	dBuV	dBuV/m	dBuV/m	dB
1	1260.149	3.76	25.04	54.70	56.50	30.60	68.20	-37.60 peak
2	1547.199	4.11	26.99	54.79	55.40	31.71	74.00	-42.29 peak
3	3386.297	6.42	32.32	54.71	55.46	39.49	68.20	-28.71 peak
4	4367.058	7.10	34.54	54.26	55.11	42.49	74.00	-31.51 peak
5	10420.000	11.23	37.14	53.11	51.76	47.02	68.20	-21.18 peak
6	p15630.000	13.90	41.13	52.09	50.03	52.97	74.00	-21.03 peak



Test Mode: 04; Polarity: Horizontal; Modulation:802.11a; Bandwidth:20MHz; Channel:Low

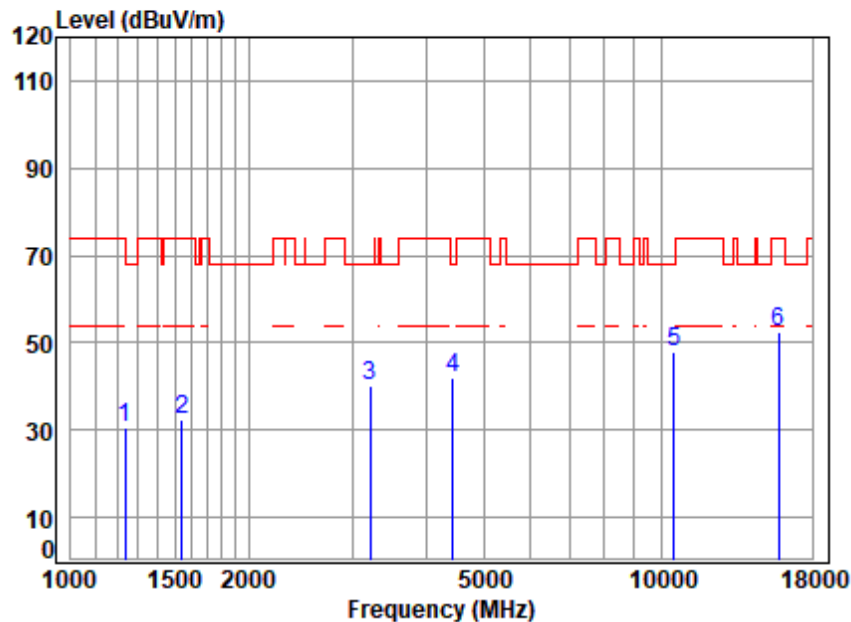


Site : chamber  
Condition: 3m HORIZONTAL  
Job No : 04576AT/04577AT  
Mode : 5260 TX RSE  
Note : 5G WIFI 11A

		Cable	Ant	Preamp	Read	Limit	Over	
	Freq	Loss	Factor	Factor	Level	Level	Line	Limit Remark
	MHz	dB	dB/m	dB	dBuV	dBuV/m	dBuV/m	dB
1	1242.068	3.74	24.99	54.69	56.45	30.49	68.20	-37.71 peak
2	1547.199	4.11	26.99	54.79	55.65	31.96	74.00	-42.04 peak
3	3123.039	6.19	32.01	54.90	56.72	40.02	68.20	-28.18 peak
4	4354.454	7.08	34.44	54.26	55.85	43.11	74.00	-30.89 peak
5	10520.000	11.37	37.30	53.09	51.23	46.81	68.20	-21.39 peak
6	p15780.000	14.08	41.28	51.97	49.63	53.02	74.00	-20.98 peak



Test Mode: 04; Polarity: Vertical; Modulation:802.11a; Bandwidth:20MHz; Channel:Low



```
Site      : chamber
Condition: 3m VERTICAL
Job No    : 04576AT/04577AT
Mode      : 5260 TX RSE
Note      : 5G WIFI 11A
```

	Freq	Cable Loss	Ant Factor	Preamp Factor	Read Level	Level	Limit Line	Over Limit	Remark
	MHz	dB	dB/m	dB	dBuV	dBuV/m	dBuV/m	dB	
1	1238.483	3.73	24.94	54.69	56.67	30.65	74.00	-43.35	peak
2	1542.733	4.10	26.97	54.79	56.00	32.28	74.00	-41.72	peak
3	3214.623	6.27	32.67	54.83	55.96	40.07	68.20	-28.13	peak
4	4430.628	7.17	34.43	54.25	54.43	41.78	68.20	-26.42	peak
5	10520.000	11.37	37.30	53.09	52.25	47.83	68.20	-20.37	peak
6	15780.000	14.08	41.28	51.97	48.91	52.30	74.00	-21.70	peak



Unless otherwise agreed in writing, this document is issued by the Company subject to its General Conditions of Service printed overleaf, available on request or accessible at <https://www.sgs.com/en/Terms-and-Conditions>. Attention is drawn to the limitation of liability, indemnification and jurisdiction issues defined therein. Any holder of this document is advised that information contained hereon reflects the Company's findings at the time of its intervention only and within the limits of Client's instructions, if any. The Company's sole responsibility is to its Client and this document does not exonerate parties to a transaction from exercising all their rights and obligations under the transaction documents. This document cannot be reproduced except in full, without prior written approval of the Company. Any unauthorized alteration, forgery or falsification of the content or appearance of this document is unlawful and offenders may be prosecuted to the fullest extent of the law. Unless otherwise stated the results shown in this test report refer only to the sample(s) tested and such sample(s) are retained for 30 days only.

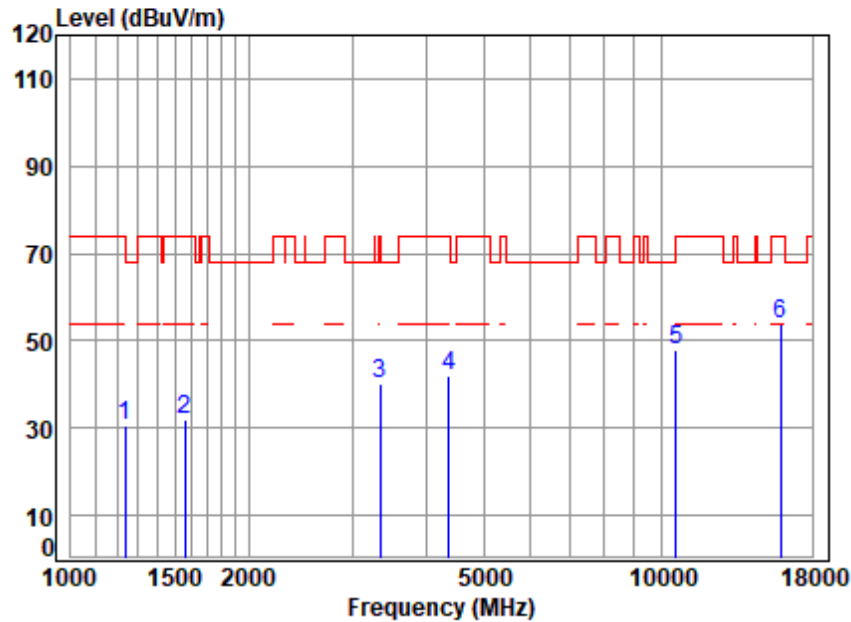
sample(s) are retained for 30 days only.

**Attention: To check the authenticity of testing /inspection report & certificate, please contact us at telephone: (86-755) 8307 1443, or email: [CN.Doccheck@sgs.com](mailto:CN.Doccheck@sgs.com).**

No. 1 Workshop, M-10, Middle Section, Science & Technology Park, Nanshan District, Shenzhen, Guangdong, China 518057 t (86-755) 26012053 f (86-755) 26710594 [www.sgs.com](http://www.sgs.com)  
中国·广东·深圳市南山区科技园中区M-10栋1号厂房 邮编: 518057 t (86-755) 26012053 f (86-755) 26710594 [sgs.china@sgs.com](mailto:sgs.china@sgs.com)



Test Mode: 04; Polarity: Horizontal; Modulation:802.11a; Bandwidth:20MHz; Channel:middle

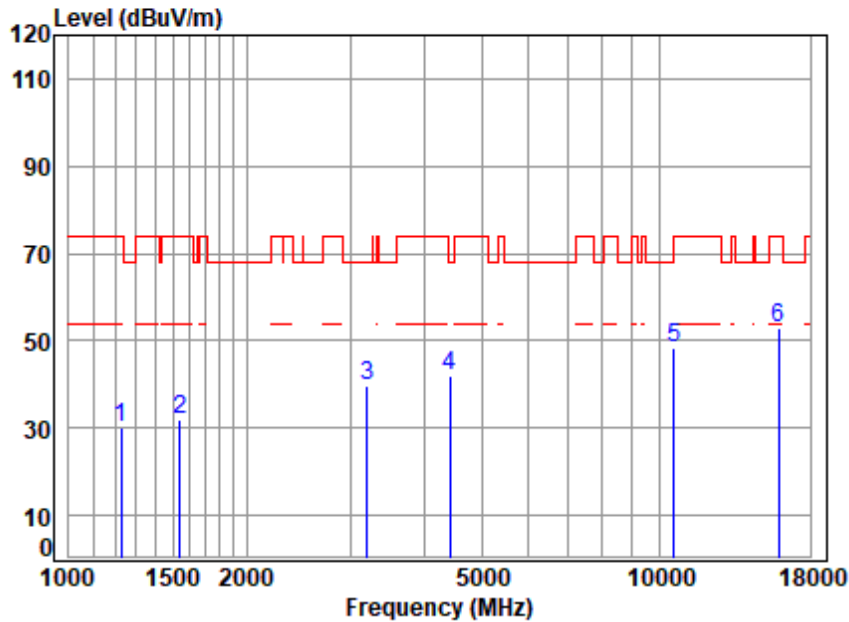


Site : chamber  
Condition: 3m HORIZONTAL  
Job No : 04576AT/04577AT  
Mode : 5300 TX RSE  
Note : 5G WIFI 11A

		Cable	Ant	Preamp	Read	Limit	Over	
	Freq	Loss	Factor	Factor	Level	Level	Line	Limit Remark
	MHz	dB	dB/m	dB	dBuV	dBuV/m	dBuV/m	dB
1	1234.909	3.73	24.89	54.69	56.53	30.46	74.00	-43.54 peak
2	1560.673	4.13	26.96	54.79	55.44	31.74	74.00	-42.26 peak
3	3347.371	6.39	32.05	54.73	56.33	40.04	74.00	-33.96 peak
4	4367.058	7.10	34.54	54.26	54.56	41.94	74.00	-32.06 peak
5	10600.000	11.43	37.30	53.08	52.37	48.02	68.20	-20.18 peak
6	15900.000	14.23	41.40	51.88	49.88	53.63	74.00	-20.37 peak



Test Mode: 04; Polarity: Vertical; Modulation:802.11a; Bandwidth:20MHz; Channel:middle

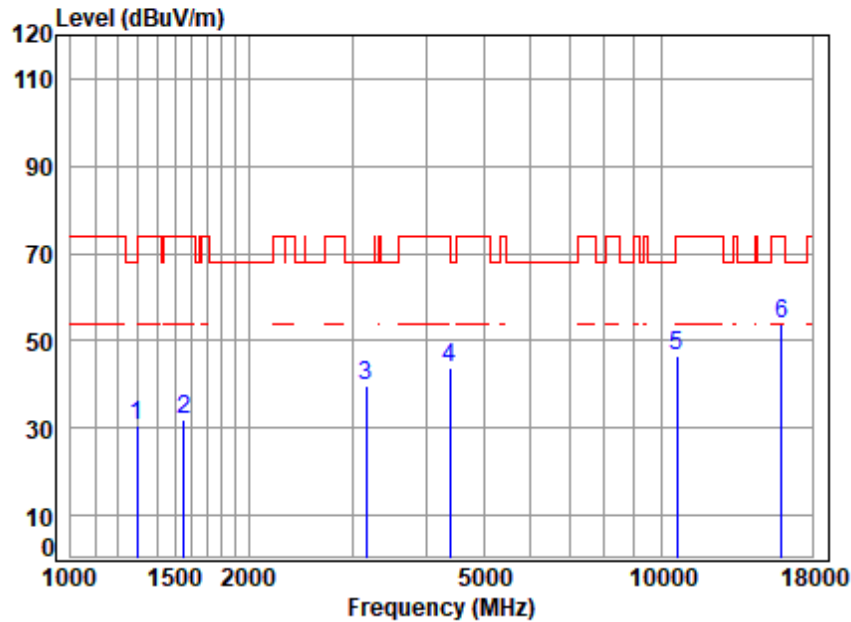


Site : chamber  
Condition: 3m VERTICAL  
Job No : 04576AT/04577AT  
Mode : 5300 TX RSE  
Note : 5G WIFI 11A

		Cable	Ant	Preamp	Read	Limit	Over	
	Freq	Loss	Factor	Factor	Level	Level	Line	Limit Remark
	MHz	dB	dB/m	dB	dBuV	dBuV/m	dBuV/m	dB
1	1227.791	3.72	24.79	54.69	56.38	30.20	74.00	-43.80 peak
2	1542.733	4.10	26.97	54.79	55.58	31.86	74.00	-42.14 peak
3	3205.345	6.26	32.81	54.84	55.49	39.72	68.20	-28.48 peak
4	4417.841	7.16	34.59	54.26	54.51	42.00	68.20	-26.20 peak
5	10600.000	11.43	37.30	53.08	52.80	48.45	68.20	-19.75 peak
6	15900.000	14.23	41.40	51.88	49.40	53.15	74.00	-20.85 peak



Test Mode: 04; Polarity: Horizontal; Modulation:802.11a; Bandwidth:20MHz; Channel:High



Site : chamber  
Condition: 3m HORIZONTAL  
Job No : 04576AT/04577AT  
Mode : 5320 TX RSE  
Note : 5G WIFI 11A

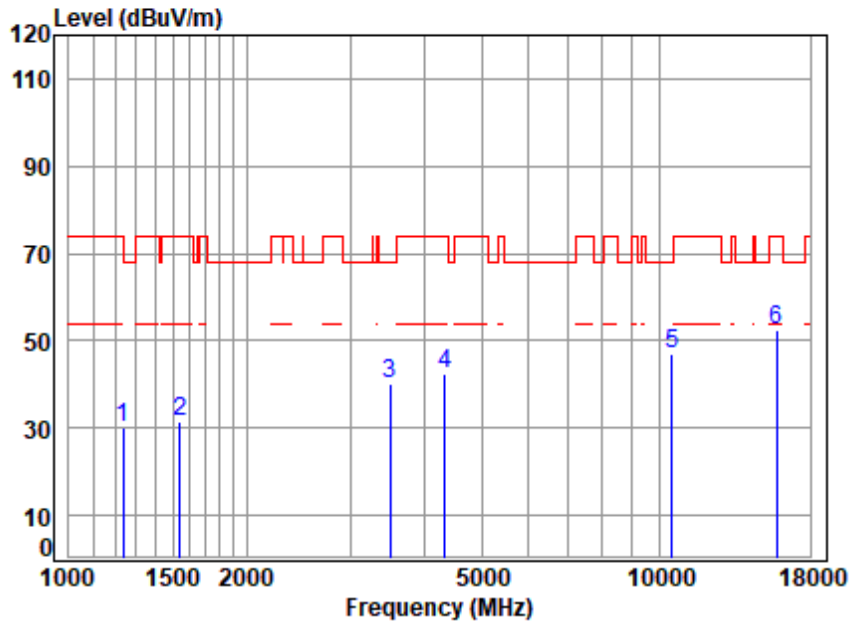
		Cable	Ant	Preamp	Read	Limit	Over	
	Freq	Loss	Factor	Factor	Level	Level	Line	Limit Remark
	MHz	dB	dB/m	dB	dBuV	dBuV/m	dBuV/m	dB
1	1293.359	3.80	24.84	54.71	56.46	30.39	68.20	-37.81 peak
2	1556.169	4.12	26.98	54.79	55.55	31.86	74.00	-42.14 peak
3	3168.500	6.23	32.65	54.87	55.85	39.86	68.20	-28.34 peak
4	4392.376	7.13	34.74	54.26	56.10	43.71	74.00	-30.29 peak
5	10640.000	11.45	37.22	53.07	50.73	46.33	74.00	-27.67 peak
6	p15960.000	14.30	41.52	51.83	49.75	53.74	74.00	-20.26 peak







Test Mode: 04; Polarity: Horizontal; Modulation:802.11n; Bandwidth:20MHz; Channel:Low

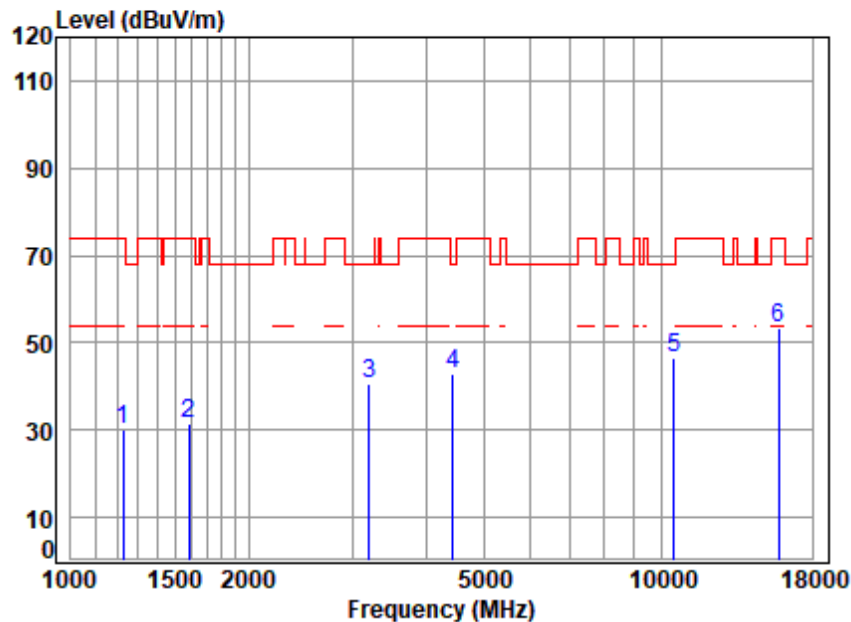


Site : chamber  
Condition: 3m HORIZONTAL  
Job No : 04576AT/04577AT  
Mode : 5260 TX RSE  
Note : 5G WIFI 11N20

	Cable	Ant	Preamp	Read	Limit	Over	
Freq	Loss	Factor	Factor	Level	Level	Line	Limit
MHz	dB	dB/m	dB	dBuV	dBuV/m	dBuV/m	dB
1	1234.909	3.73	24.89	54.69	56.41	30.34	74.00
2	1542.733	4.10	26.97	54.79	55.04	31.32	74.00
3	3495.691	6.52	31.62	54.63	56.52	40.03	68.20
4	4341.886	7.07	34.34	54.26	55.16	42.31	74.00
5	p10520.000	11.37	37.30	53.09	51.50	47.08	68.20
6	15780.000	14.08	41.28	51.97	48.93	52.32	74.00



Test Mode: 04; Polarity: Vertical; Modulation:802.11n; Bandwidth:20MHz; Channel:Low



Site : chamber

Condition: 3m VERTICAL

Job No : 04576AT/04577AT

Mode : 5260 TX RSE

Note : 5G WIFI 11N20

	Freq	Cable Loss	Ant Factor	Preamp Factor	Read Level	Level	Limit Line	Over Limit	Remark
	MHz	dB	dB/m	dB	dBuV	dBuV/m	dBuV/m	dB	
1	1227.791	3.72	24.79	54.69	56.34	30.16	74.00	-43.84	peak
2	1587.975	4.17	26.85	54.80	55.36	31.58	74.00	-42.42	peak
3	3196.094	6.25	32.87	54.85	56.46	40.73	68.20	-27.47	peak
4	4443.453	7.19	34.28	54.25	55.86	43.08	68.20	-25.12	peak
5	10520.000	11.37	37.30	53.09	50.74	46.32	68.20	-21.88	peak
6	15780.000	14.08	41.28	51.97	49.90	53.29	74.00	-20.71	peak



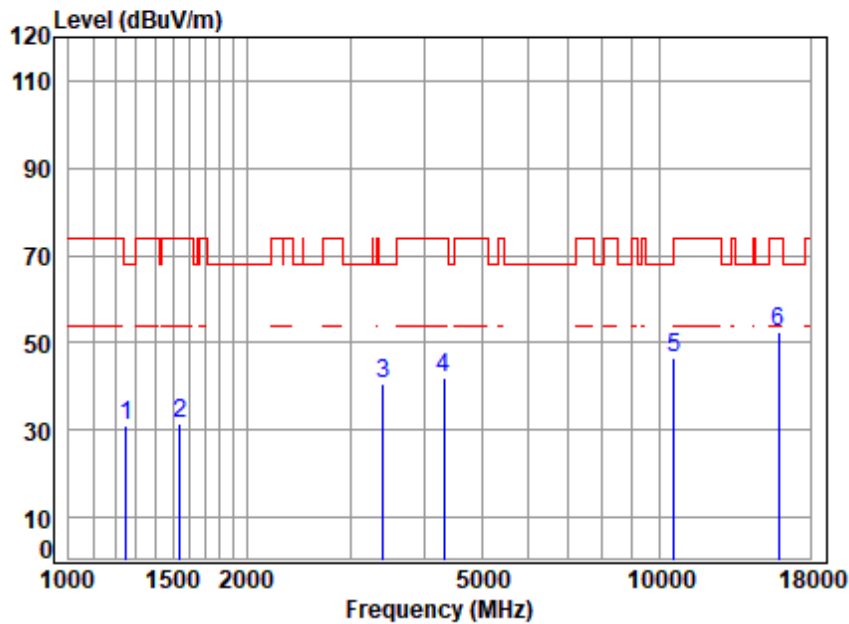
Unless otherwise agreed in writing, this document is issued by the Company subject to its General Conditions of Service printed overleaf available on request or accessible at <https://www.sgs.com/en/Terms-and-Conditions>. Attention is drawn to the limitation of liability indemnification and jurisdiction issues defined therein. Any holder of this document is advised that information contained hereon reflects the Company's findings at the time of its intervention only and within the limits of Client's instructions, if any. The Company's sole responsibility is to its Client and this document does not exonerate parties to a transaction from exercising all their rights and obligations under the transaction documents. This document cannot be reproduced except in full, without prior written approval of the Company. Any unauthorized reproduction or alteration of the content or appearance of this document is unlawful and offenders may be prosecuted to the fullest extent of the law. Unless otherwise stated the results shown in this test report refer only to the sample(s) tested and such sample(s) are retained for 30 days only.

**Attention: To check the authenticity of testing /inspection report & certificate, please contact us at telephone: (86-755) 8307 1443,**

No.1 Workshop, M-10, Middle Section, Science & Technology Park, Nanshan District, Shenzhen, Guangdong, China 518057 t (86-755) 26012053 f (86-755) 26710594 www.sqsgroup.com.cn

中国·广东·深圳市南山区科技园中区M-10栋1号厂房 邮编:518057 t (86-755) 26012053 f (86-755) 26710594 sgs.china@sgs.com

Test Mode: 04; Polarity: Horizontal; Modulation:802.11n; Bandwidth:20MHz; Channel:middle



Site : chamber

Condition: 3m HORIZONTAL

Job No : 04576AT/04577AT

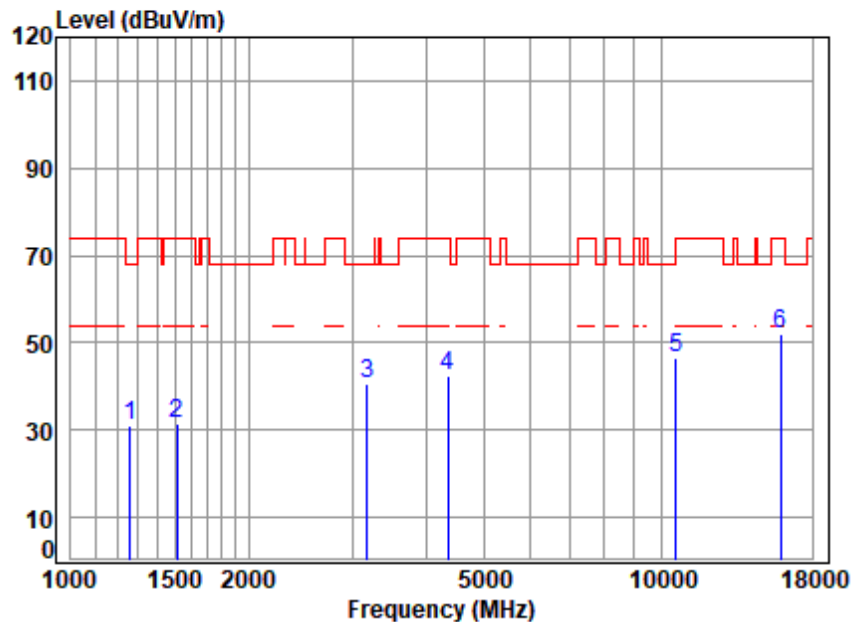
Mode : 5300 TX RSE

Note : 5G WIFI 11N20

		Cable	Ant	Preamp	Read	Limit	Over	
	Freq	Loss	Factor	Factor	Level	Level	Line	Limit Remark
	MHz	dB	dB/m	dB	dBuV	dBuV/m	dBuV/m	dB
1	1252.885	3.75	25.08	54.70	57.07	31.20	68.20	-37.00 peak
2	1542.733	4.10	26.97	54.79	55.43	31.71	74.00	-42.29 peak
3	3405.929	6.44	32.33	54.69	56.51	40.59	68.20	-27.61 peak
4	4316.859	7.04	34.13	54.27	55.08	41.98	74.00	-32.02 peak
5	10600.000	11.43	37.30	53.08	50.95	46.60	68.20	-21.60 peak
6	15900.000	14.23	41.40	51.88	48.62	52.37	74.00	-21.63 peak



Test Mode: 04; Polarity: Vertical; Modulation:802.11n; Bandwidth:20MHz; Channel:middle



Site : chamber

Condition: 3m VERTICAL

Job No : 04576AT/04577AT

Mode : 5300 TX RSE

Note : 5G WIFI 11N20

	Freq	Cable Loss	Ant Factor	Preamp Factor	Read Level	Level	Limit Line	Over Limit	Remark
	MHz	dB	dB/m	dB	dBuV	dBuV/m	dBuV/m	dB	
1	1260.149	3.76	25.04	54.70	56.82	30.92	68.20	-37.28	peak
2	1511.833	4.06	26.85	54.78	55.55	31.68	74.00	-42.32	peak
3	3177.672	6.24	32.72	54.86	56.38	40.48	68.20	-27.72	peak
4	4354.454	7.08	34.44	54.26	54.98	42.24	74.00	-31.76	peak
5	10600.000	11.43	37.30	53.08	51.11	46.76	68.20	-21.44	peak
6	15900.000	14.23	41.40	51.88	48.44	52.19	74.00	-21.81	peak



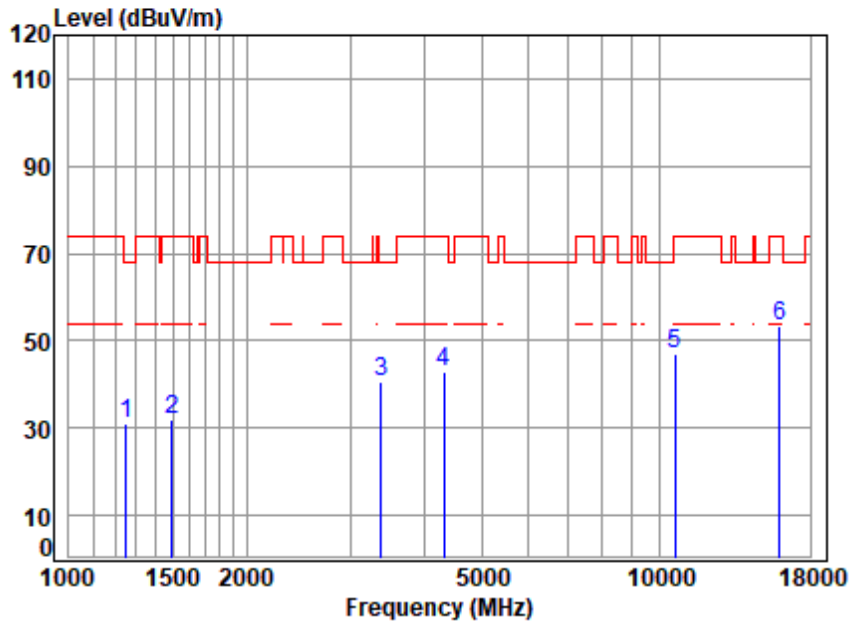
Unless otherwise agreed in writing this document is issued by the Company subject to its General Conditions of Service printed overleaf available on request or accessible at <https://www.sgs.com/en/Terms-and-Conditions>. Attention is drawn to the limitation of liability indemnification and jurisdiction issues defined therein. Any holder of this document is advised that information contained hereon reflects the Company's findings at the time of its intervention only and within the limits of Client's instructions, if any. The Company's sole responsibility is to its Client and this document does not exonerate parties to a transaction from exercising all their rights and obligations under the transaction documents. This document cannot be reproduced except in full, without prior written approval of the Company. Any unauthorized reproduction or alteration of the content or appearance of this document is unlawful and offenders may be prosecuted to the fullest extent of the law. Unless otherwise stated the results shown in this test report refer only to the sample(s) tested and such sample(s) are retained for 30 days only.

**Attention: To check the authenticity of testing /inspection report & certificate, please contact us at telephone: (86-755) 8307 1443,**

No. 1 Workshop, M-10, Middle Science, Science & Technology Park, Nanshan District, Shenzhen, Guangdong, China 518057 t (86-755) 26012053 f (86-755) 26710594 www.sgsgroup.com.cn  
中国·广东·深圳市南山区科技园中区M-10栋1号厂房 邮编: 518057 t (86-755) 26012053 f (86-755) 26710594 sgs.china@sgs.com



Test Mode: 04; Polarity: Horizontal; Modulation:802.11n; Bandwidth:20MHz; Channel:High

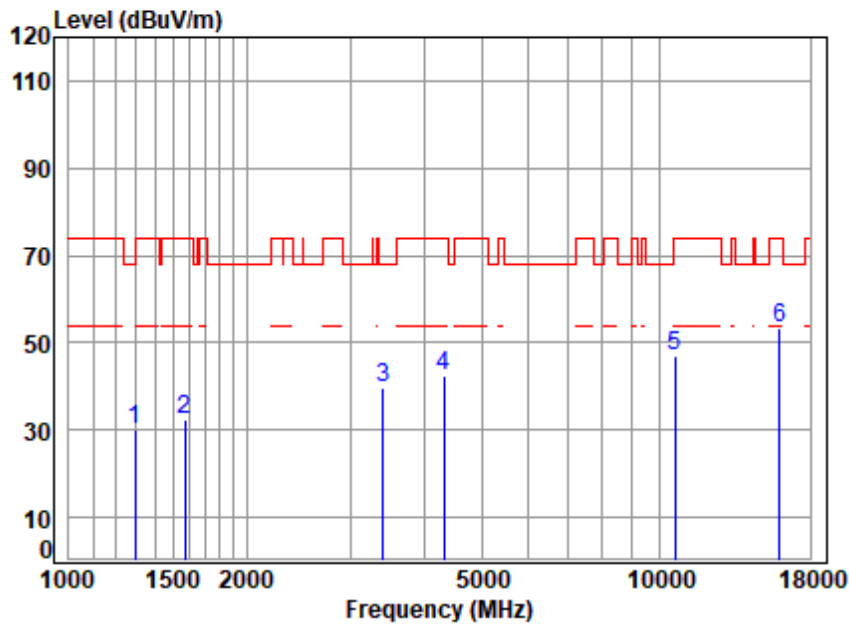


Site : chamber  
Condition: 3m HORIZONTAL  
Job No : 04576AT/04577AT  
Mode : 5320 TX RSE  
Note : 5G WIFI 11N20

		Cable	Ant	Preamp	Read	Limit	Over	
	Freq	Loss	Factor	Factor	Level	Level	Line	Limit Remark
	MHz	dB	dB/m	dB	dBuV	dBuV/m	dBuV/m	dB
1	1249.269	3.75	25.09	54.70	57.01	31.15	68.20	-37.05 peak
2	1494.455	4.03	26.64	54.77	55.92	31.82	74.00	-42.18 peak
3	3386.297	6.42	32.32	54.71	56.37	40.40	68.20	-27.80 peak
4	4316.859	7.04	34.13	54.27	55.82	42.72	74.00	-31.28 peak
5	10640.000	11.45	37.22	53.07	51.59	47.19	74.00	-26.81 peak
6	p15960.000	14.30	41.52	51.83	49.52	53.51	74.00	-20.49 peak



Test Mode: 04; Polarity: Vertical; Modulation:802.11n; Bandwidth:20MHz; Channel:High



Site : chamber

Condition: 3m VERTICAL

Job No : 04576AT/04577AT

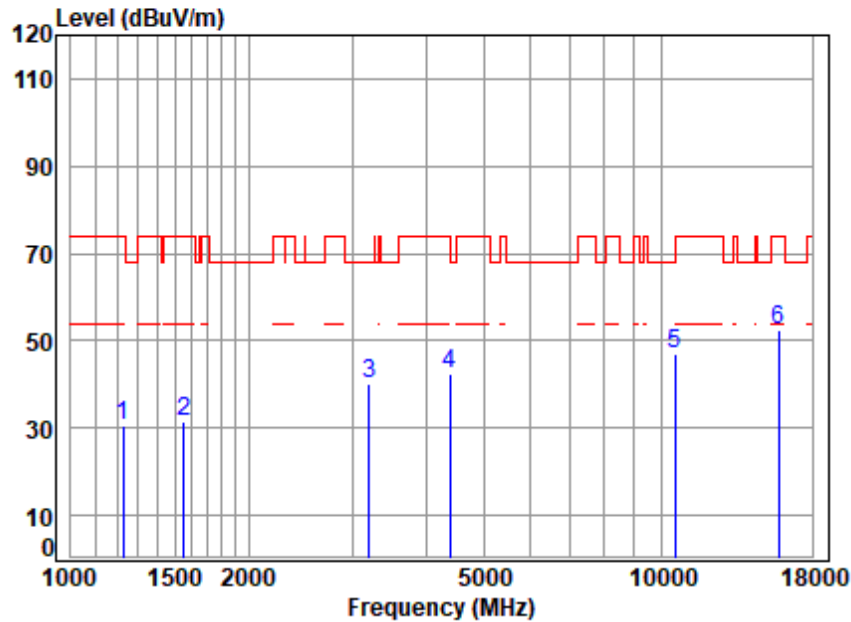
Mode : 5320 TX RSE

Note : 5G WIFI 11N20

		Cable	Ant	Preamp	Read	Limit	Over	
	Freq	Loss	Factor	Factor	Level	Level	Line	Limit Remark
	MHz	dB	dB/m	dB	dBuV	dBuV/m	dBuV/m	dB
1	1297.103	3.81	24.82	54.71	56.02	29.94	68.20	-38.26 peak
2	1574.265	4.15	26.90	54.80	56.28	32.53	74.00	-41.47 peak
3	3405.929	6.44	32.33	54.69	55.58	39.66	68.20	-28.54 peak
4	4316.859	7.04	34.13	54.27	55.32	42.22	74.00	-31.78 peak
5	10640.000	11.45	37.22	53.07	51.49	47.09	74.00	-26.91 peak
6	p15960.000	14.30	41.52	51.83	49.60	53.59	74.00	-20.41 peak



Test Mode: 04; Polarity: Horizontal; Modulation:802.11n; Bandwidth:40MHz; Channel:Low

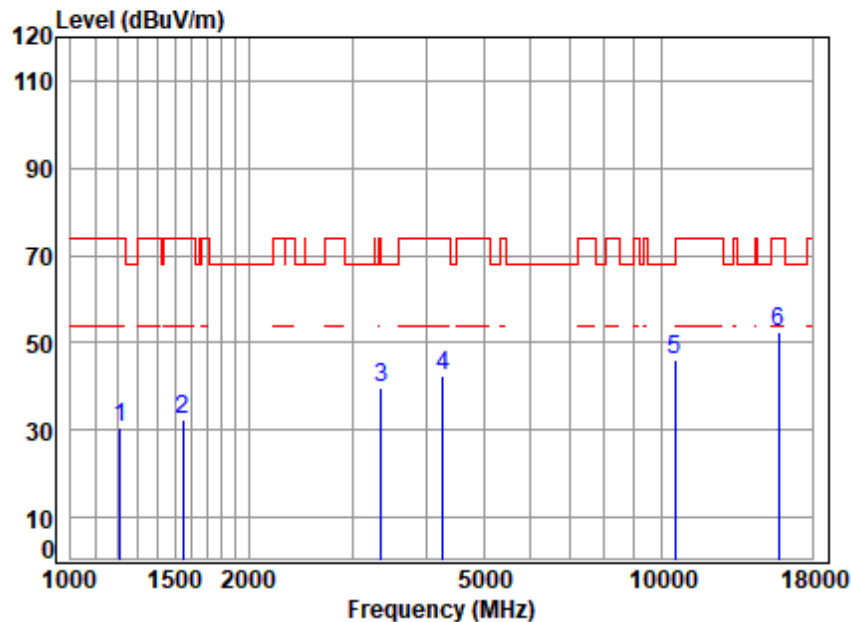


Site : chamber  
Condition: 3m HORIZONTAL  
Job No : 04576AT/04577AT  
Mode : 5270 TX RSE  
Note : 5G WIFI 11N40

	Cable	Ant	Preamp	Read	Limit	Over	
Freq	Loss	Factor	Factor	Level	Level	Line	Limit
MHz	dB	dB/m	dB	dBuV	dBuV/m	dBuV/m	dB
1	1227.791	3.72	24.79	54.69	56.87	30.69	74.00
2	1556.169	4.12	26.98	54.79	55.29	31.60	74.00
3	3205.345	6.26	32.81	54.84	56.07	40.30	68.20
4	4379.699	7.11	34.64	54.26	54.77	42.26	74.00
5	p10540.000	11.39	37.30	53.09	51.26	46.86	68.20
6	15810.000	14.12	41.31	51.95	48.85	52.33	74.00



Test Mode: 04; Polarity: Vertical; Modulation:802.11n; Bandwidth:40MHz; Channel:Low



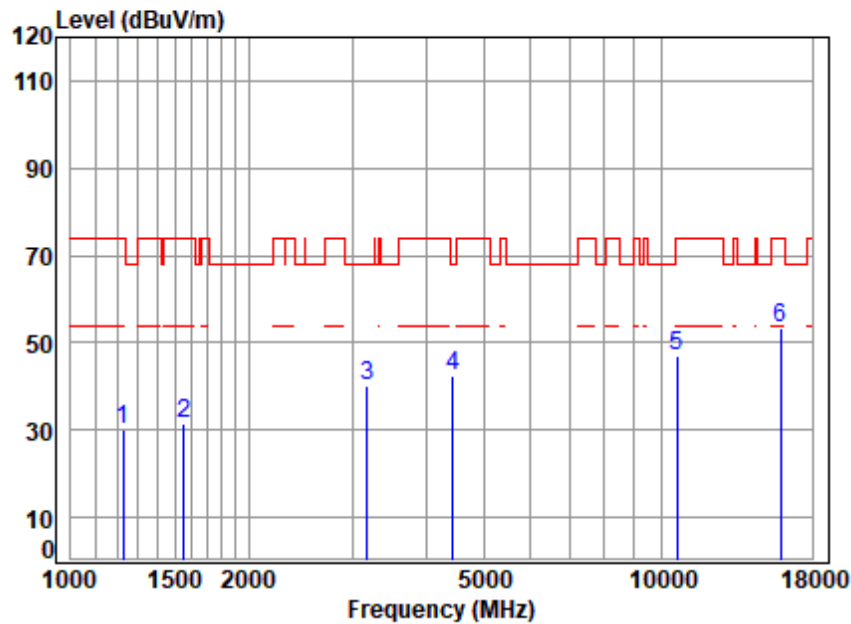
Site : chamber  
Condition: 3m VERTICAL  
Job No : 04576AT/04577AT  
Mode : 5270 TX RSE  
Note : 5G WIFI 11N40

	Cable	Ant	Preamp	Read	Limit	Over	
Freq	Loss	Factor	Factor	Level	Level	Line	Limit Remark
MHz	dB	dB/m	dB	dBuV	dBuV/m	dBuV/m	dB
1 1213.677	3.70	24.59	54.68	56.81	30.42	74.00	-43.58 peak
2 1547.199	4.11	26.99	54.79	56.13	32.44	74.00	-41.56 peak
3 3357.061	6.40	32.14	54.73	56.10	39.91	74.00	-34.09 peak
4 4267.237	6.98	33.87	54.27	55.83	42.41	74.00	-31.59 peak
5 10540.000	11.39	37.30	53.09	50.37	45.97	68.20	-22.23 peak
6 p15810.000	14.12	41.31	51.95	49.12	52.60	74.00	-21.40 peak





Test Mode: 04; Polarity: Horizontal; Modulation:802.11n; Bandwidth:40MHz; Channel:High



Site : chamber

Condition: 3m HORIZONTAL

Job No : 04576AT/04577AT

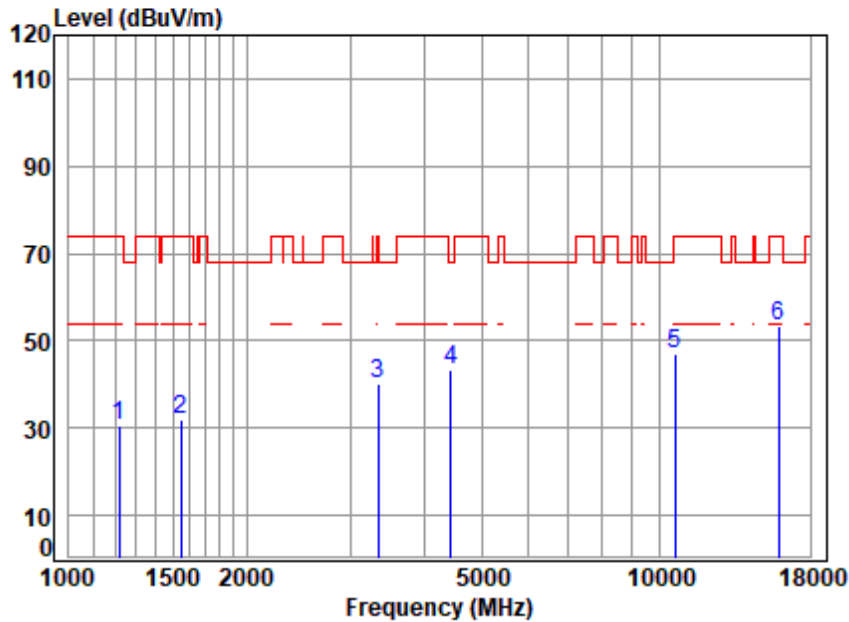
Mode : 5310 TX RSE

Note : 5G WIFI 11N40

		Cable	Ant	Preamp	Read	Limit	Over	
	Freq	Loss	Factor	Factor	Level	Level	Line	Limit Remark
	MHz	dB	dB/m	dB	dBuV	dBuV/m	dBuV/m	dB
1	1227.791	3.72	24.79	54.69	56.43	30.25	74.00	-43.75 peak
2	1556.169	4.12	26.98	54.79	55.14	31.45	74.00	-42.55 peak
3	3177.672	6.24	32.72	54.86	56.14	40.24	68.20	-27.96 peak
4	4430.628	7.17	34.43	54.25	55.16	42.51	68.20	-25.69 peak
5	10620.000	11.44	37.26	53.07	51.20	46.83	74.00	-27.17 peak
6	p15930.000	14.27	41.46	51.85	49.61	53.49	74.00	-20.51 peak



Test Mode: 04; Polarity: Vertical; Modulation:802.11n; Bandwidth:40MHz; Channel:High

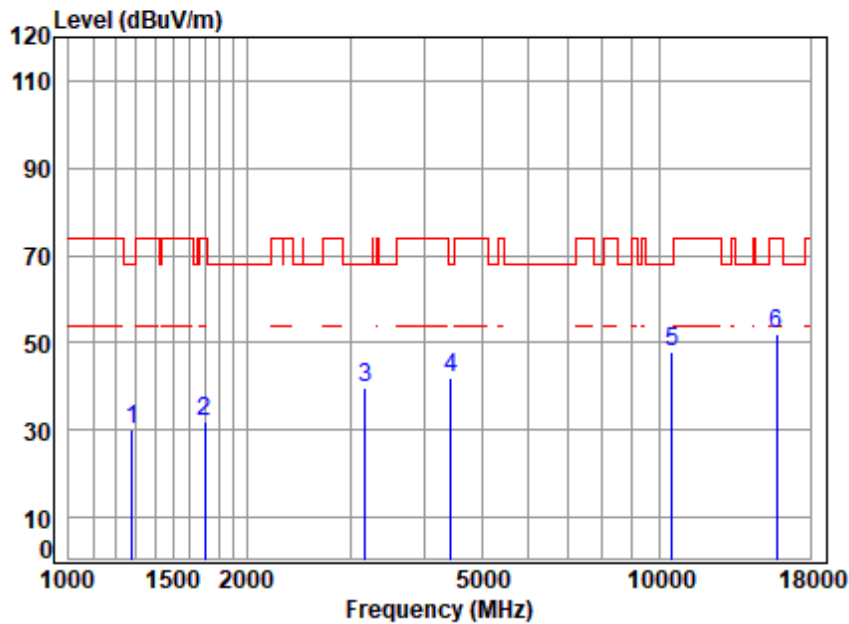


Site : chamber  
Condition: 3m VERTICAL  
Job No : 04576AT/04577AT  
Mode : 5310 TX RSE  
Note : 5G WIFI 11N40

		Cable	Ant	Preamp	Read	Limit	Over	
	Freq	Loss	Factor	Factor	Level	Level	Line	Limit Remark
	MHz	dB	dB/m	dB	dBuV	dBuV/m	dBuV/m	dB
1	1217.190	3.71	24.64	54.69	57.12	30.78	74.00	-43.22 peak
2	1547.199	4.11	26.99	54.79	55.61	31.92	74.00	-42.08 peak
3	3337.710	6.38	31.88	54.74	56.82	40.34	74.00	-33.66 peak
4	4430.628	7.17	34.43	54.25	56.09	43.44	68.20	-24.76 peak
5	10620.000	11.44	37.26	53.07	51.27	46.90	74.00	-27.10 peak
6	p15930.000	14.27	41.46	51.85	49.45	53.33	74.00	-20.67 peak



Test Mode: 04; Polarity: Horizontal; Modulation:802.11ax(Full RU0); Bandwidth:20MHz; Channel:Low

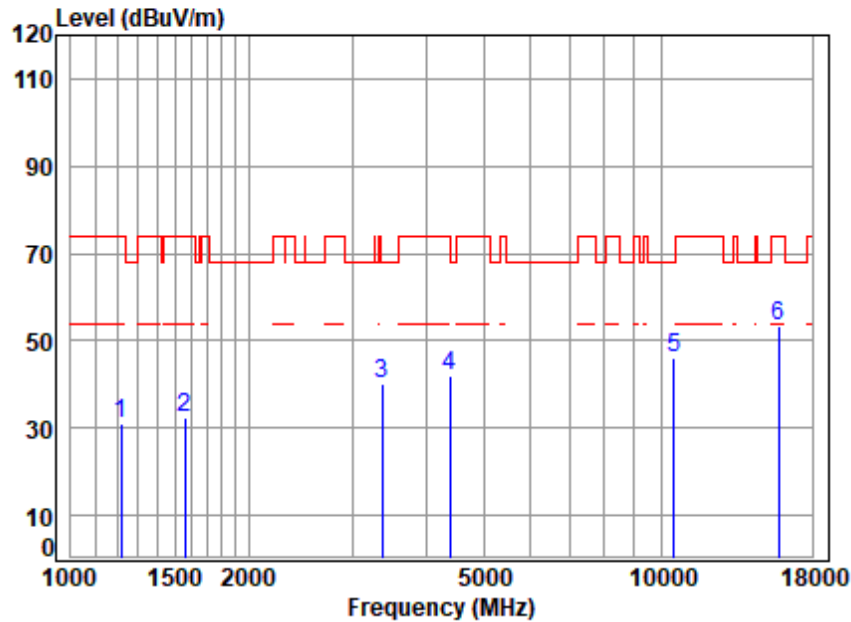


Site : chamber  
Condition: 3m HORIZONTAL  
Job No : 04576AT/04577AT  
Mode : 5260 TX RSE  
Note : 5G WIFI 11AX20

		Cable	Ant	Preamp	Read	Limit	Over	
	Freq	Loss	Factor	Factor	Level	Level	Line	Limit Remark
	MHz	dB	dB/m	dB	dBuV	dBuV/m	dBuV/m	dB
1	1278.492	3.78	24.93	54.71	56.12	30.12	68.20	-38.08 peak
2	1702.042	4.33	26.22	54.83	56.41	32.13	74.00	-41.87 peak
3	3177.672	6.24	32.72	54.86	55.41	39.51	68.20	-28.69 peak
4	4430.628	7.17	34.43	54.25	54.77	42.12	68.20	-26.08 peak
5	p10520.000	11.37	37.30	53.09	52.37	47.95	68.20	-20.25 peak
6	15780.000	14.08	41.28	51.97	48.83	52.22	74.00	-21.78 peak



Test Mode: 04; Polarity: Vertical; Modulation:802.11ax(Full RU0); Bandwidth:20MHz; Channel:Low



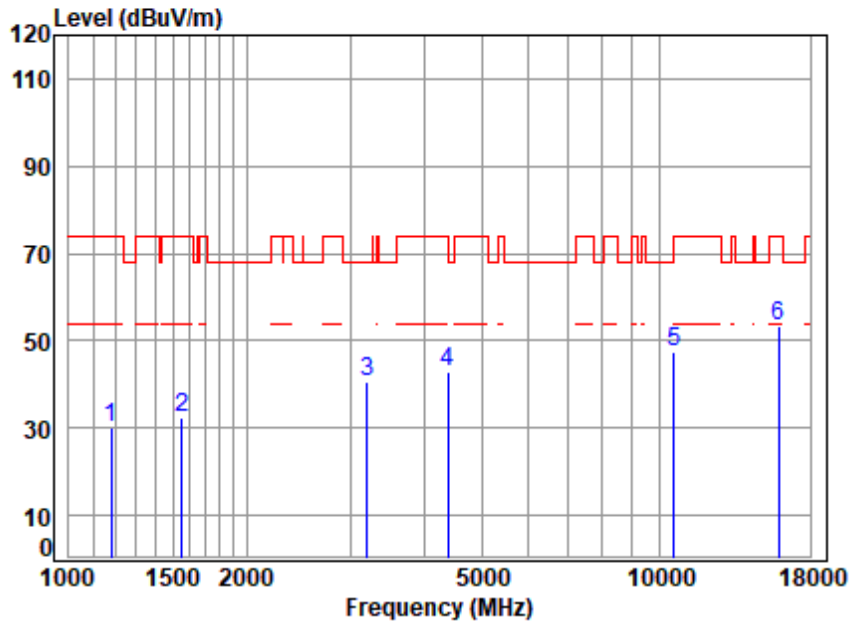
Site : chamber  
Condition: 3m VERTICAL  
Job No : 04576AT/04577AT  
Mode : 5260 TX RSE  
Note : 5G WIFI 11AX20

		Cable	Ant	Preamp	Read	Limit	Over	
	Freq	Loss	Factor	Factor	Level	Level	Line	Limit Remark
	MHz	dB	dB/m	dB	dBuV	dBuV/m	dBuV/m	dB
1	1217.190	3.71	24.64	54.69	57.56	31.22	74.00	-42.78 peak
2	1560.673	4.13	26.96	54.79	56.24	32.54	74.00	-41.46 peak
3	3366.778	6.41	32.20	54.72	56.21	40.10	68.20	-28.10 peak
4	4379.699	7.11	34.64	54.26	54.49	41.98	74.00	-32.02 peak
5	10520.000	11.37	37.30	53.09	50.41	45.99	68.20	-22.21 peak
6	p15780.000	14.08	41.28	51.97	49.79	53.18	74.00	-20.82 peak





Test Mode: 04; Polarity: Horizontal; Modulation:802.11ax(Full RU0); Bandwidth:20MHz; Channel:middle

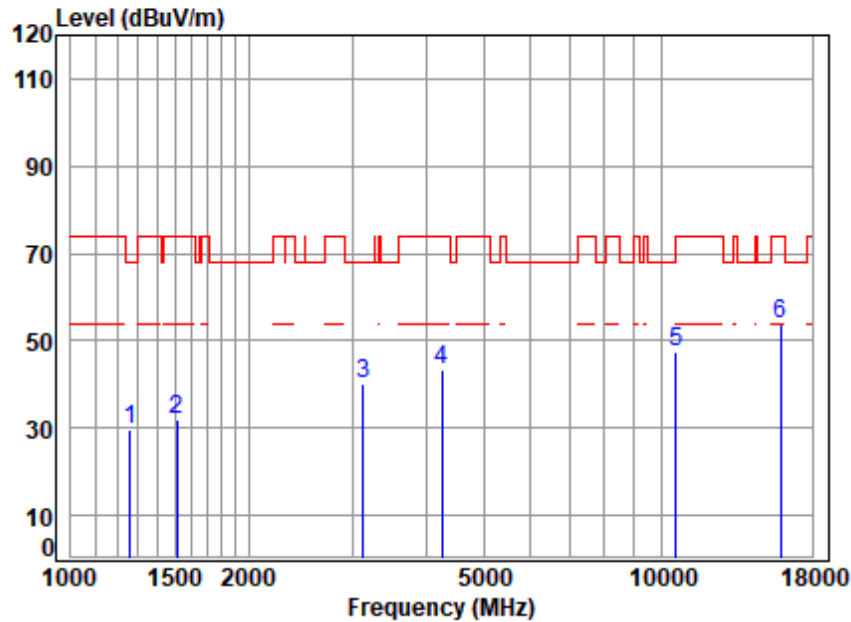


Site : chamber  
Condition: 3m HORIZONTAL  
Job No : 04576AT/04577AT  
Mode : 5300 TX RSE  
Note : 5G WIFI 11AX20

		Cable	Ant	Preamp	Read	Limit	Over	
	Freq	Loss	Factor	Factor	Level	Level	Line	Limit Remark
	MHz	dB	dB/m	dB	dBuV	dBuV/m	dBuV/m	dB
1	1179.100	3.65	24.19	54.67	56.96	30.13	74.00	-43.87 peak
2	1551.677	4.12	26.99	54.79	55.85	32.17	74.00	-41.83 peak
3	3196.094	6.25	32.87	54.85	56.41	40.68	68.20	-27.52 peak
4	4392.376	7.13	34.74	54.26	55.42	43.03	74.00	-30.97 peak
5	10600.000	11.43	37.30	53.08	51.61	47.26	68.20	-20.94 peak
6	p15900.000	14.23	41.40	51.88	49.46	53.21	74.00	-20.79 peak



Test Mode: 04; Polarity: Vertical; Modulation:802.11ax(Full RU0); Bandwidth:20MHz; Channel:middle

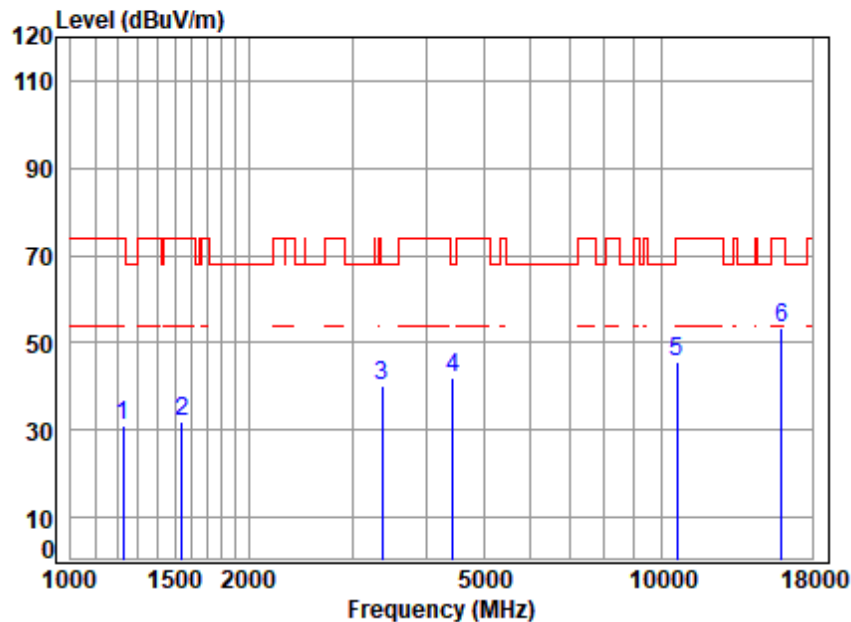


Site : chamber  
Condition: 3m VERTICAL  
Job No : 04576AT/04577AT  
Mode : 5300 TX RSE  
Note : 5G WIFI 11AX20

		Cable	Ant	Preamp	Read	Limit	Over	
	Freq	Loss	Factor	Factor	Level	Level	Line	Limit Remark
	MHz	dB	dB/m	dB	dBuV	dBuV/m	dBuV/m	dB
1	1260.149	3.76	25.04	54.70	55.70	29.80	68.20	-38.40 peak
2	1511.833	4.06	26.85	54.78	55.63	31.76	74.00	-42.24 peak
3	3132.079	6.20	32.18	54.90	56.85	40.33	68.20	-27.87 peak
4	4254.921	6.96	33.82	54.27	56.73	43.24	74.00	-30.76 peak
5	10600.000	11.43	37.30	53.08	51.81	47.46	68.20	-20.74 peak
6	p15900.000	14.23	41.40	51.88	50.03	53.78	74.00	-20.22 peak



Test Mode: 04; Polarity: Horizontal; Modulation:802.11ax(Full RU0); Bandwidth:20MHz; Channel:High



Site : chamber

Condition: 3m HORIZONTAL

Job No : 04576AT/04577AT

Mode : 5320 TX RSE

Note : 5G WIFI 11AX20

	Freq	Cable Loss	Ant Factor	Preamp Factor	Read Level	Level	Limit Line	Over Limit	Remark
	MHz	dB	dB/m	dB	dBuV	dBuV/m	dBuV/m	dB	
1	1227.791	3.72	24.79	54.69	56.98	30.80	74.00	-43.20	peak
2	1542.733	4.10	26.97	54.79	55.67	31.95	74.00	-42.05	peak
3	3366.778	6.41	32.20	54.72	56.33	40.22	68.20	-27.98	peak
4	4430.628	7.17	34.43	54.25	54.74	42.09	68.20	-26.11	peak
5	10640.000	11.45	37.22	53.07	49.88	45.48	74.00	-28.52	peak
6	15960.000	14.30	41.52	51.83	49.36	53.35	74.00	-20.65	peak



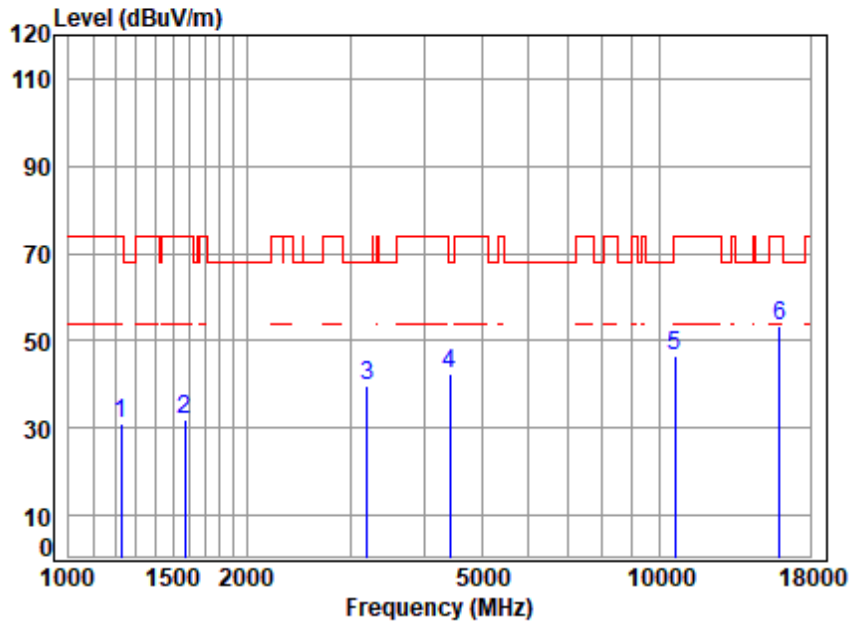
Unless otherwise agreed in writing this document is issued by the Company subject to its General Conditions of Service printed overleaf available on request or accessible at <https://www.sgs.com/en/Terms-and-Conditions>. Attention is drawn to the limitation of liability indemnification and jurisdiction issues defined therein. Any holder of this document is advised that information contained hereon reflects the Company's findings at the time of its intervention only and within the limits of Client's instructions, if any. The Company's sole responsibility is to its Client and this document does not exonerate parties to a transaction from exercising all their rights and obligations under the transaction documents. This document cannot be reproduced except in full, without prior written approval of the Company. Any unauthorized reproduction or alteration of the content or appearance of this document is unlawful and offenders may be prosecuted to the fullest extent of the law. Unless otherwise stated the results shown in this test report refer only to the sample(s) tested and such sample(s) are retained for 30 days only.

**Attention: To check the authenticity of testing /inspection report & certificate, please contact us at telephone: (86-755) 8307 1443.**

No.1 Workshop, M-10, Middle Section, Science & Technology Park, Nanshan District, Shenzhen, Guangdong, China 518057 t (86-755) 26012053 f (86-755) 26710594 www.sgs.com.cn

中国·广东·深圳市南山区科技园中区M-10栋1号厂房 邮编:518057 t (86-755) 26012053 f (86-755) 26710594 sqs.china@sqs.com

Test Mode: 04; Polarity: Vertical; Modulation:802.11ax(Full RU0); Bandwidth:20MHz; Channel:High



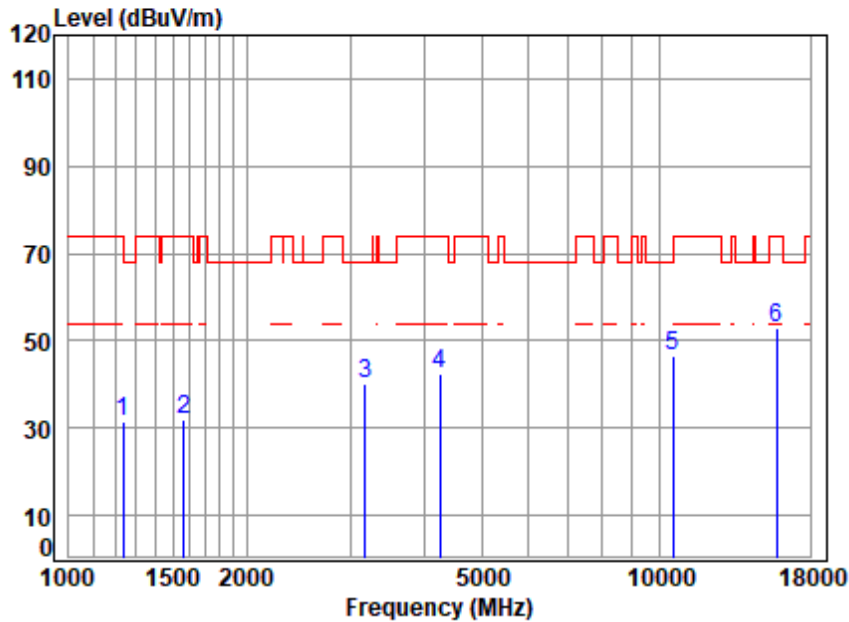
Site : chamber  
Condition: 3m VERTICAL  
Job No : 04576AT/04577AT  
Mode : 5320 TX RSE  
Note : 5G WIFI 11AX20

		Cable	Ant	Preamp	Read	Limit	Over	
	Freq	Loss	Factor	Factor	Level	Level	Line	Limit Remark
	MHz	dB	dB/m	dB	dBuV	dBuV/m	dBuV/m	dB
1	1227.791	3.72	24.79	54.69	57.09	30.91	74.00	-43.09 peak
2	1574.265	4.15	26.90	54.80	55.80	32.05	74.00	-41.95 peak
3	3205.345	6.26	32.81	54.84	55.49	39.72	68.20	-28.48 peak
4	4417.841	7.16	34.59	54.26	54.76	42.25	68.20	-25.95 peak
5	10640.000	11.45	37.22	53.07	50.76	46.36	74.00	-27.64 peak
6	p15960.000	14.30	41.52	51.83	49.26	53.25	74.00	-20.75 peak





Test Mode: 04; Polarity: Horizontal; Modulation:802.11ax(Full RU0); Bandwidth:40MHz; Channel:Low

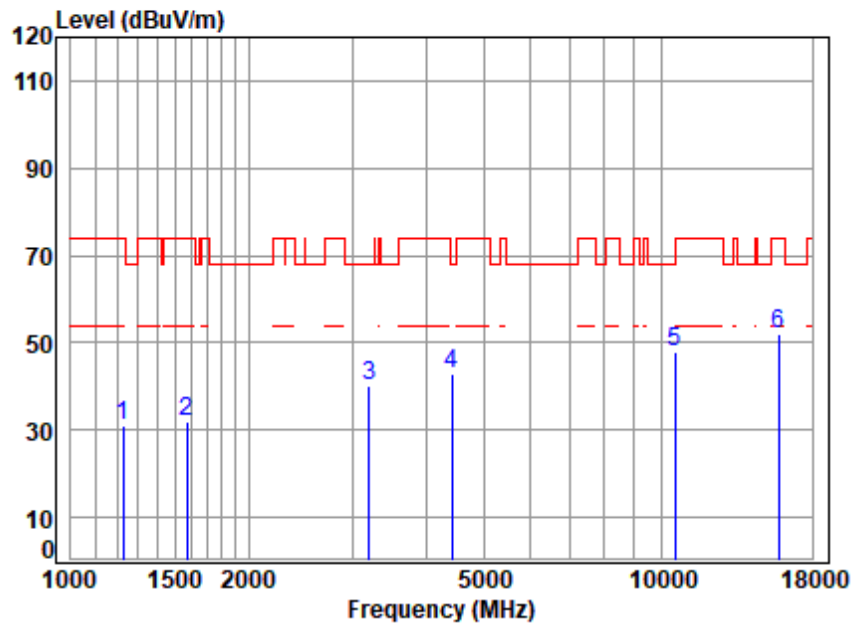


Site : chamber  
Condition: 3m HORIZONTAL  
Job No : 04576AT/04577AT  
Mode : 5270 TX RSE  
Note : 5G WIFI 11AX40

		Cable	Ant	Preamp	Read	Limit	Over	
	Freq	Loss	Factor	Factor	Level	Level	Line	Limit Remark
	MHz	dB	dB/m	dB	dBuV	dBuV/m	dBuV/m	dB
1	1238.483	3.73	24.94	54.69	57.71	31.69	74.00	-42.31 peak
2	1565.191	4.14	26.94	54.79	55.65	31.94	74.00	-42.06 peak
3	3177.672	6.24	32.72	54.86	56.02	40.12	68.20	-28.08 peak
4	4242.641	6.95	33.80	54.27	55.91	42.39	74.00	-31.61 peak
5	10540.000	11.39	37.30	53.09	50.93	46.53	68.20	-21.67 peak
6	p15810.000	14.12	41.31	51.95	49.63	53.11	74.00	-20.89 peak



Test Mode: 04; Polarity: Vertical; Modulation:802.11ax(Full RU0); Bandwidth:40MHz; Channel:Low



Site : chamber

Condition: 3m VERTICAL

Job No : 04576AT/04577AT

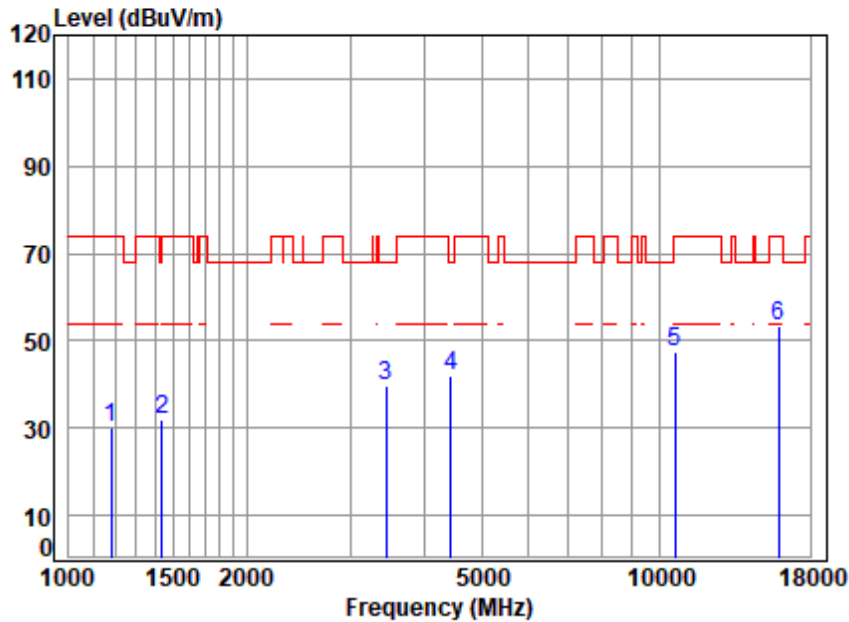
Mode : 5270 TX RSE

Note : 5G WIFI 11AX40

	Cable	Ant	Preamp	Read	Limit	Over	
Freq	Loss	Factor	Factor	Level	Level	Line	Limit Remark
MHz	dB	dB/m	dB	dBuV	dBuV/m	dBuV/m	dB
1 1227.791	3.72	24.79	54.69	56.99	30.81	74.00	-43.19 peak
2 1574.265	4.15	26.90	54.80	55.88	32.13	74.00	-41.87 peak
3 3196.094	6.25	32.87	54.85	55.90	40.17	68.20	-28.03 peak
4 4417.841	7.16	34.59	54.26	55.36	42.85	68.20	-25.35 peak
5 p10540.000	11.39	37.30	53.09	52.10	47.70	68.20	-20.50 peak
6 15810.000	14.12	41.31	51.95	48.76	52.24	74.00	-21.76 peak



Test Mode: 04; Polarity: Horizontal; Modulation:802.11ax(Full RU0); Bandwidth:40MHz; Channel:High

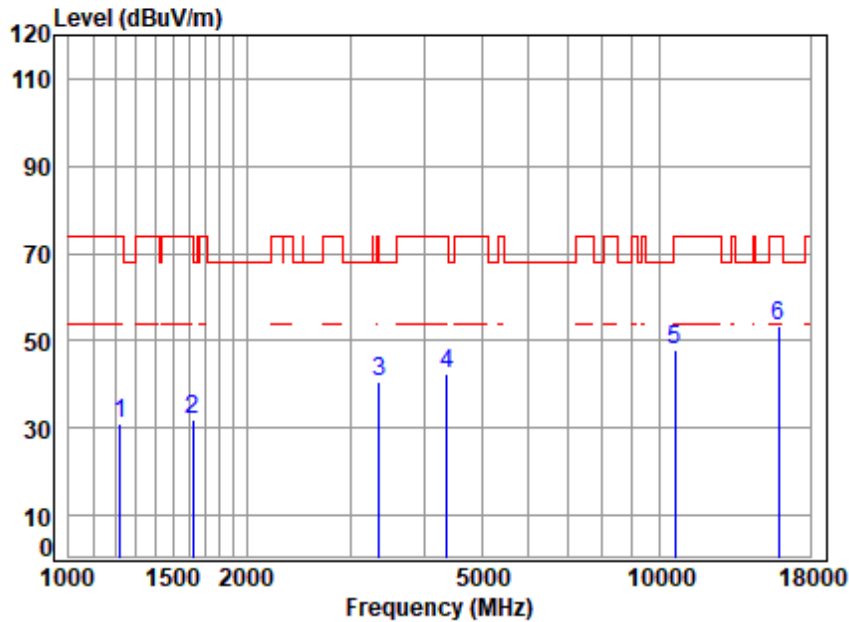


Site : chamber  
Condition: 3m HORIZONTAL  
Job No : 04576AT/04577AT  
Mode : 5310 TX RSE  
Note : 5G WIFI 11AX40

		Cable	Ant	Preamp	Read	Limit	Over	
	Freq	Loss	Factor	Factor	Level	Level	Line	Limit Remark
	MHz	dB	dB/m	dB	dBuV	dBuV/m	dBuV/m	dB
1	1179.100	3.65	24.19	54.67	56.92	30.09	74.00	-43.91 peak
2	1439.343	3.97	25.23	54.76	57.32	31.76	74.00	-42.24 peak
3	3445.535	6.47	31.85	54.66	56.25	39.91	68.20	-28.29 peak
4	4443.453	7.19	34.28	54.25	54.54	41.76	68.20	-26.44 peak
5	10620.000	11.44	37.26	53.07	51.68	47.31	74.00	-26.69 peak
6	p15930.000	14.27	41.46	51.85	49.66	53.54	74.00	-20.46 peak



Test Mode: 04; Polarity: Vertical; Modulation:802.11ax(Full RU0); Bandwidth:40MHz; Channel:High



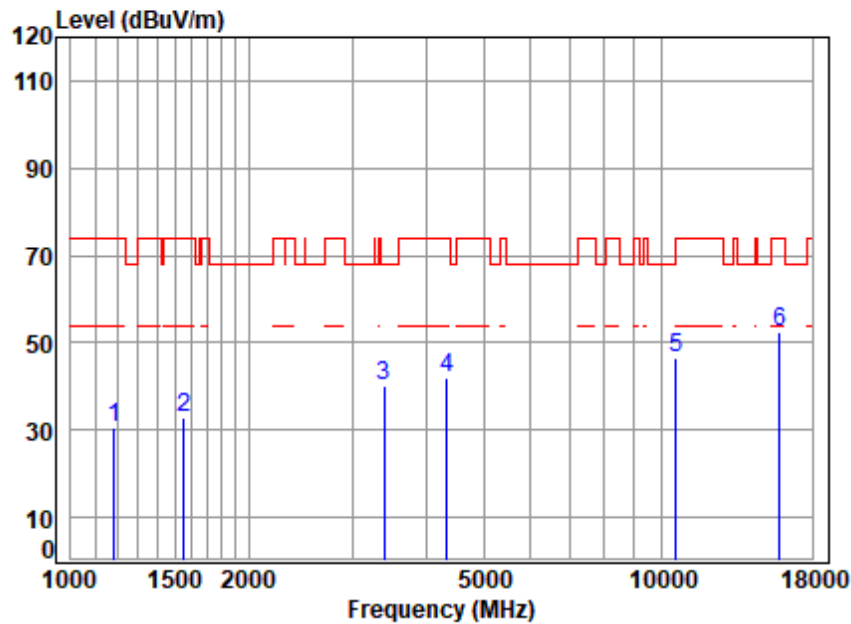
Site : chamber  
Condition: 3m VERTICAL  
Job No : 04576AT/04577AT  
Mode : 5310 TX RSE  
Note : 5G WIFI 11AX40

		Cable	Ant	Preamp	Read	Limit	Over	
	Freq	Loss	Factor	Factor	Level	Level	Line	Limit Remark
	MHz	dB	dB/m	dB	dBuV	dBuV/m	dBuV/m	dB
1	1220.714	3.71	24.69	54.69	57.18	30.89	74.00	-43.11 peak
2	1620.431	4.21	26.60	54.81	55.97	31.97	74.00	-42.03 peak
3	3357.061	6.40	32.14	54.73	56.73	40.54	74.00	-33.46 peak
4	4367.058	7.10	34.54	54.26	55.09	42.47	74.00	-31.53 peak
5	10620.000	11.44	37.26	53.07	52.39	48.02	74.00	-25.98 peak
6	p15930.000	14.27	41.46	51.85	49.58	53.46	74.00	-20.54 peak





Test Mode: 04; Polarity: Horizontal; Modulation:802.11ax(Full RU0); Bandwidth:80MHz; Channel:middle



Site : chamber  
Condition: 3m HORIZONTAL  
Job No : 04576AT/04577AT  
Mode : 5290 TX RSE  
Note : 5G WIFI 11AX80

		Cable	Ant	Preamp	Read	Limit	Over	
	Freq	Loss	Factor	Factor	Level	Level	Line	Limit Remark
	MHz	dB	dB/m	dB	dBuV	dBuV/m	dBuV/m	dB
1	1185.936	3.66	24.26	54.67	57.54	30.79	74.00	-43.21 peak
2	1551.677	4.12	26.99	54.79	56.35	32.67	74.00	-41.33 peak
3	3396.098	6.43	32.38	54.70	55.86	39.97	68.20	-28.23 peak
4	4329.354	7.05	34.23	54.26	54.89	41.91	74.00	-32.09 peak
5	10580.000	11.41	37.30	53.08	51.02	46.65	68.20	-21.55 peak
6	p15870.000	14.19	41.37	51.90	48.89	52.55	74.00	-21.45 peak



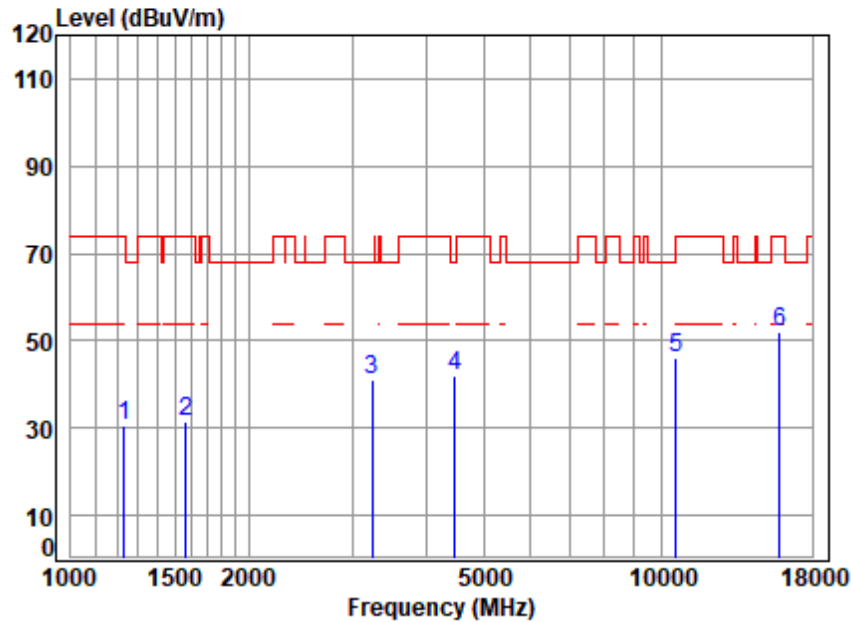
## SGS-CSTC Standards Technical Services Co., Ltd. Shenzhen Branch

SZEMC-TRF-01 Rev. A/1

Report No.: SZCR241200457604

Page: 82 of 806

Test Mode: 04; Polarity: Vertical; Modulation:802.11ax(Full RU0); Bandwidth:80MHz; Channel:middle



Site : chamber  
Condition: 3m VERTICAL  
Job No : 04576AT/04577AT  
Mode : 5290 TX RSE  
Note : 5G WIFI 11AX80

		Cable	Ant	Preamp	Read	Limit	Over	
	Freq	Loss	Factor	Factor	Level	Level	Line	Limit Remark
	MHz	dB	dB/m	dB	dBuV	dBuV/m	dBuV/m	dB
1	1231.345	3.72	24.84	54.69	56.68	30.55	74.00	-43.45 peak
2	1569.721	4.14	26.92	54.80	55.43	31.69	74.00	-42.31 peak
3	3242.619	6.30	32.22	54.81	57.29	41.00	68.20	-27.20 peak
4	4469.214	7.22	33.97	54.25	55.01	41.95	68.20	-26.25 peak
5	10580.000	11.41	37.30	53.08	50.41	46.04	68.20	-22.16 peak
6	p15870.000	14.19	41.37	51.90	48.57	52.23	74.00	-21.77 peak



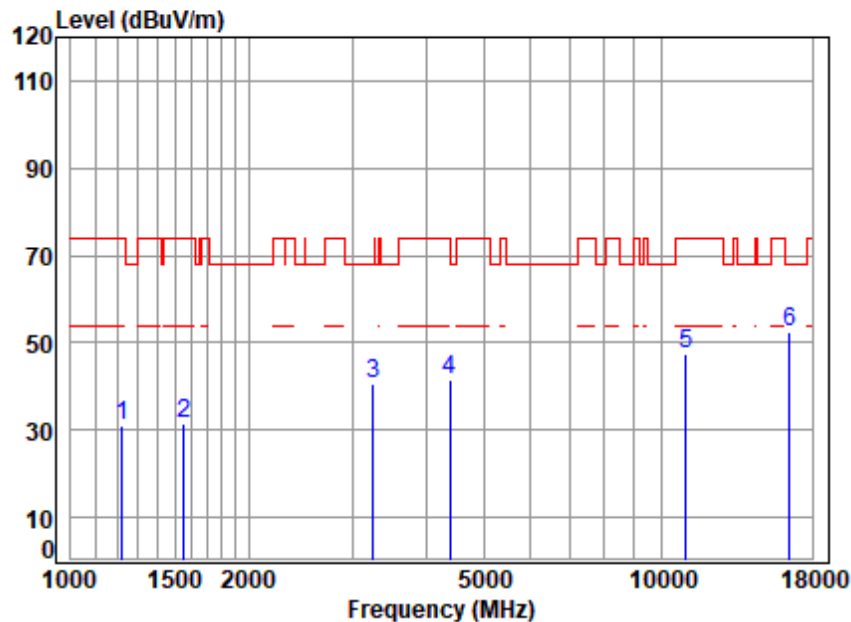
SGS-CSTC Standards Technical Services Co., Ltd.  
Shenzhen Branch

Unless otherwise agreed in writing, this document is issued by the Company subject to its General Conditions of Service printed overleaf, available on request or accessible at <https://www.sgs.com/en/Terms-and-Conditions>. Attention is drawn to the limitation of liability, indemnification and jurisdiction issues defined therein. Any holder of this document is advised that information contained hereon reflects the Company's findings at the time of its intervention only and within the limits of Client's instructions, if any. The Company's sole responsibility is to its Client and this document does not exonerate parties to a transaction from exercising all their rights and obligations under the transaction documents. This document cannot be reproduced except in full, without prior written approval of the Company. Any unauthorized alteration, forgery or falsification of the content or appearance of this document is unlawful and offenders may be prosecuted to the fullest extent of the law. Unless otherwise stated the results shown in this test report refer only to the sample(s) tested and such sample(s) are retained for 30 days only.

Attention: To check the authenticity of testing /inspection report & certificate, please contact us at telephone: (86-755) 8307 1443, or email: [CN.Doccheck@sgs.com](mailto:CN.Doccheck@sgs.com)

No.1 Workshop, M-10, Middle Section, Science & Technology Park, Nanshan District, Shenzhen, Guangdong, China 518057 t (86-755) 26012053 f (86-755) 26710594 www.sgs.com.cn  
中国·广东·深圳市南山区科技园中区M-10栋1号厂房 邮编: 518057 t (86-755) 26012053 f (86-755) 26710594 sgs.china@sgs.com

Test Mode: 05; Polarity: Horizontal; Modulation:802.11a; Bandwidth:20MHz; Channel:Low



Site : chamber

Condition: 3m HORIZONTAL

Job No : 04576AT/04577AT

Mode : 5500 TX RSE

Note : 5G WIFI 11A

	Freq	Cable Loss	Ant Factor	Preamp Factor	Read Level	Level	Limit Line	Over Limit	Remark
	MHz	dB	dB/m	dB	dBuV	dBuV/m	dBuV/m	dB	
1	1224.247	3.71	24.74	54.69	57.46	31.22	74.00	-42.78	peak
2	1556.169	4.12	26.98	54.79	55.39	31.70	74.00	-42.30	peak
3	3252.005	6.31	32.06	54.80	56.83	40.40	68.20	-27.80	peak
4	4379.699	7.11	34.64	54.26	54.11	41.60	74.00	-32.40	peak
5	11000.000	11.68	37.50	53.00	51.14	47.32	74.00	-26.68	peak
6	16500.000	13.99	42.10	52.36	48.63	52.36	68.20	-15.84	peak



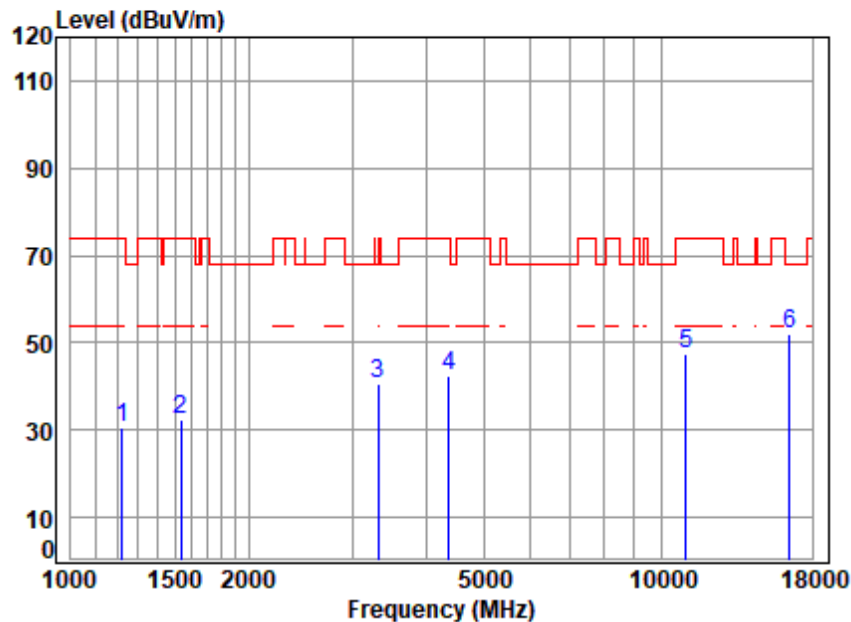
Unless otherwise agreed in writing this document is issued by the Company subject to its General Conditions of Service printed overleaf available on request or accessible at <https://www.sgs.com/en/Terms-and-Conditions>. Attention is drawn to the limitation of liability indemnification and jurisdiction issues defined therein. Any holder of this document is advised that information contained hereon reflects the Company's findings at the time of its intervention only and within the limits of Client's instructions, if any. The Company's sole responsibility is to its Client and this document does not exonerate parties to a transaction from exercising all their rights and obligations under the transaction documents. This document cannot be reproduced except in full, without prior written approval of the Company. Any unauthorized use or alteration of the content or appearance of this document is unlawful and offenders may be prosecuted to the fullest extent of the law. Unless otherwise stated the results shown in this test report refer only to the sample(s) tested and such sample(s) are retained for 30 days only.

**Attention: To check the authenticity of testing /inspection report & certificate, please contact us at telephone: (86-755) 8307 1443,**

No.1 Workshop, M-10, Middle Section, Science & Technology Park, Nanshan District, Shenzhen, Guangdong, China 518057 t (86-755) 26012053 f (86-755) 26710594 www.sqsgroup.com.cn

中国·广东·深圳市南山区科技园中区W-10栋1号厂房 邮编:518057 t (86-755) 26012053 f (86-755) 26710594 sgs.china@sgs.com

Test Mode: 05; Polarity: Vertical; Modulation:802.11a; Bandwidth:20MHz; Channel:Low



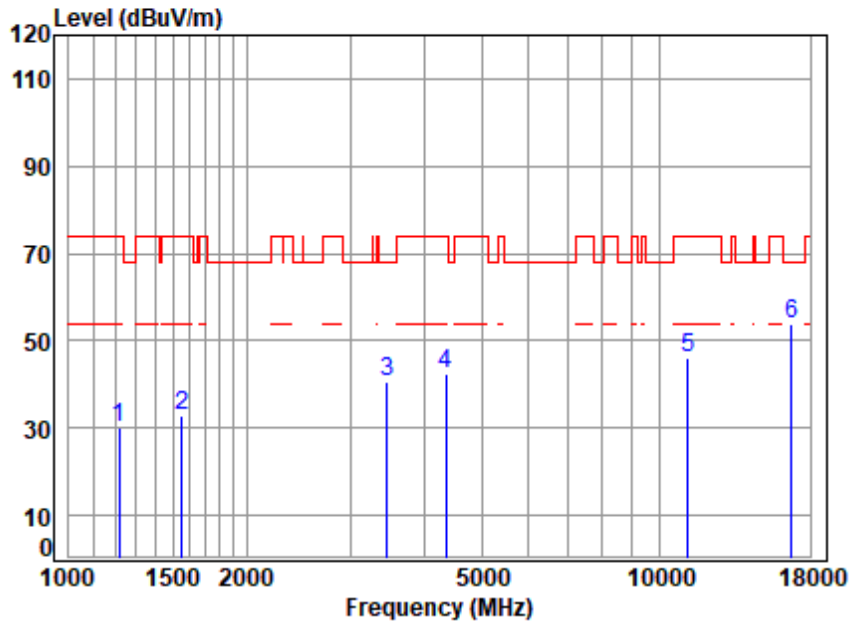
Site : chamber  
Condition: 3m VERTICAL  
Job No : 04576AT/04577AT  
Mode : 5500 TX RSE  
Note : 5G WIFI 11A

	Cable	Ant	Preamp	Read	Limit	Over	
Freq	Loss	Factor	Factor	Level	Level	Line	Limit Remark
MHz	dB	dB/m	dB	dBuV	dBuV/m	dBuV/m	dB
1 1220.714	3.71	24.69	54.69	56.80	30.51	74.00	-43.49 peak
2 1538.281	4.10	26.95	54.79	56.20	32.46	74.00	-41.54 peak
3 3318.471	6.36	31.53	54.75	57.52	40.66	68.20	-27.54 peak
4 4367.058	7.10	34.54	54.26	55.13	42.51	74.00	-31.49 peak
5 11000.000	11.68	37.50	53.00	51.26	47.44	74.00	-26.56 peak
6 p16500.000	13.99	42.10	52.36	48.20	51.93	68.20	-16.27 peak





Test Mode: 05; Polarity: Horizontal; Modulation:802.11a; Bandwidth:20MHz; Channel:middle



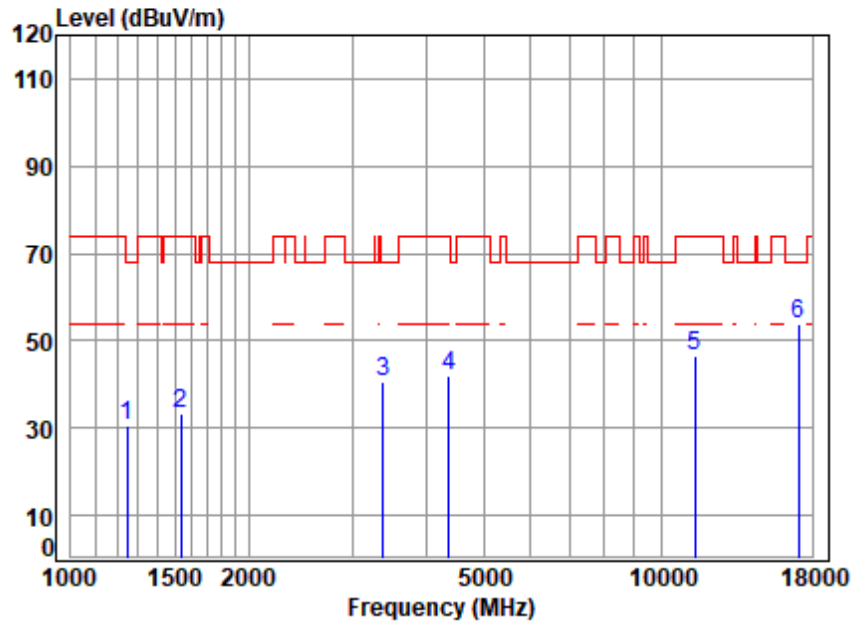
Site : chamber  
Condition: 3m HORIZONTAL  
Job No : 04576AT/04577AT  
Mode : 5580 TX RSE  
Note : 5G WIFI 11A

	Cable	Ant	Preamp	Read	Limit	Over	
Freq	Loss	Factor	Factor	Level	Level	Line	Limit Remark
MHz	dB	dB/m	dB	dBuV	dBuV/m	dBuV/m	dB
1 1217.190	3.71	24.64	54.69	56.62	30.28	74.00	-43.72 peak
2 1556.169	4.12	26.98	54.79	56.53	32.84	74.00	-41.16 peak
3 3455.508	6.48	31.78	54.66	57.12	40.72	68.20	-27.48 peak
4 4354.454	7.08	34.44	54.26	55.32	42.58	74.00	-31.42 peak
5 11160.000	11.77	37.62	53.03	49.69	46.05	74.00	-27.95 peak
6 p16740.000	14.15	42.78	52.62	49.72	54.03	68.20	-14.17 peak





Test Mode: 05; Polarity: Horizontal; Modulation:802.11a; Bandwidth:20MHz; Channel:High

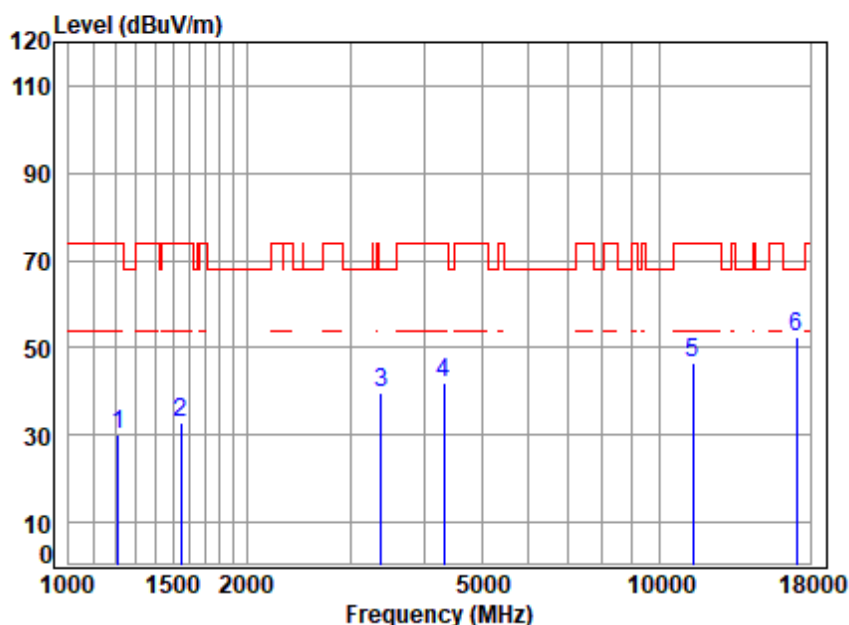


Site : chamber  
Condition: 3m HORIZONTAL  
Job No : 04576AT/04577AT  
Mode : 5700 TX RSE  
Note : 5G WIFI 11A

		Cable	Ant	Preamp	Read	Limit	Over	
	Freq	Loss	Factor	Factor	Level	Level	Line	Limit Remark
	MHz	dB	dB/m	dB	dBuV	dBuV/m	dBuV/m	dB
1	1245.663	3.74	25.04	54.70	56.65	30.73	68.20	-37.47 peak
2	1538.281	4.10	26.95	54.79	56.95	33.21	74.00	-40.79 peak
3	3386.297	6.42	32.32	54.71	56.65	40.68	68.20	-27.52 peak
4	4367.058	7.10	34.54	54.26	54.77	42.15	74.00	-31.85 peak
5	11400.000	11.90	37.70	53.08	50.12	46.64	74.00	-27.36 peak
6	p17100.000	14.44	43.10	52.85	49.38	54.07	68.20	-14.13 peak



Test Mode: 05; Polarity: Vertical; Modulation:802.11a; Bandwidth:20MHz; Channel:High



Site : chamber

Condition: 3m VERTICAL

Job No : 04576AT/04577AT

Mode : 5700 TX RSE

Note : 5G WIFI 11A

	Freq	Cable Loss	Ant Factor	Preamp Factor	Read Level	Level	Limit Line	Over Limit	Remark
	MHz	dB	dB/m	dB	dBuV	dBuV/m	dBuV/m	dB	
1	1213.677	3.70	24.59	54.68	56.68	30.29	74.00	-43.71	peak
2	1547.199	4.11	26.99	54.79	56.73	33.04	74.00	-40.96	peak
3	3376.523	6.42	32.26	54.71	55.81	39.78	68.20	-28.42	peak
4	4316.859	7.04	34.13	54.27	55.06	41.96	74.00	-32.04	peak
5	11400.000	11.90	37.70	53.08	49.98	46.50	74.00	-27.50	peak
6	17100.000	14.44	43.10	52.85	47.66	52.35	68.20	-15.85	peak



Unless otherwise agreed in writing this document is issued by the Company subject to its General Conditions of Service printed overleaf, available on request or accessible at <https://www.sgs.com/en/Terms-and-Conditions>. Attention is drawn to the limitation of liability, indemnification and jurisdiction issues defined therein. Any holder of this document is advised that information contained hereon reflects the Company's findings at the time of its intervention only and within the limits of Client's instructions, if any. The Company's sole responsibility is to its Client and this document does not exonerate parties to a transaction from exercising all their rights and obligations under the transaction documents. This document cannot be reproduced except in full, without prior written approval of the Company. Any unauthorized reproduction or use of the content or appearance of this document is unlawful and offenders may be prosecuted to the fullest extent of the law. Unless otherwise stated the results shown in this test report refer only to the sample(s) tested and such sample(s) are retained for 30 days only.

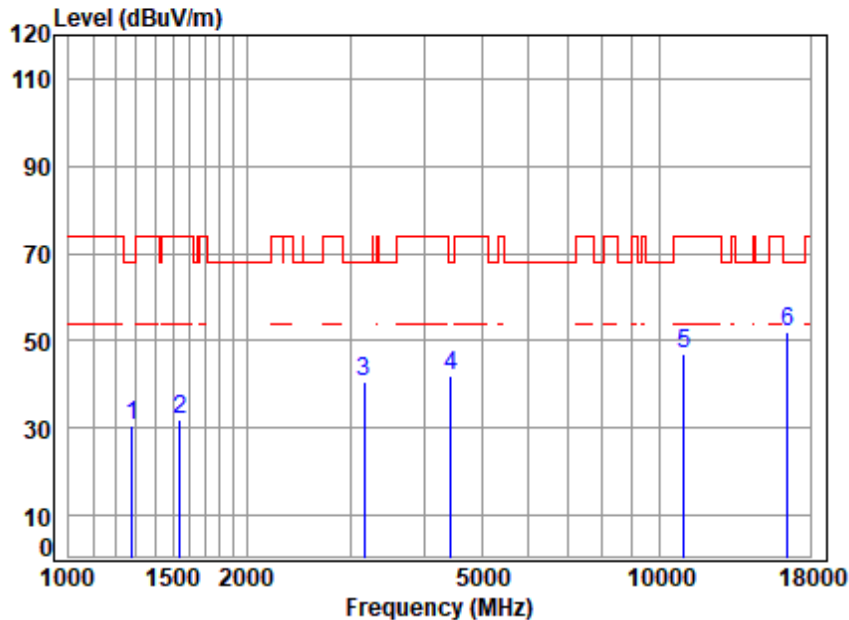
**Attention: To check the authenticity of testing /inspection report & certificate, please contact us at telephone: (86-755) 8307 1443,**

No. 1 Workshop, M-10, Middle Section, Science & Technology Park, Nanshan District, Shenzhen, Guangdong, China 518057 t (86-755) 26012053 f (86-755) 26710594 www.sgsgroup.com.cn  
中国·广东·深圳市南山区科技园中区M-10栋1号厂房 邮编: 518057 t (86-755) 26012053 f (86-755) 26710594 sgs.china@sgs.com

Member of the SGS Group (SGS SA)



Test Mode: 05; Polarity: Horizontal; Modulation:802.11n; Bandwidth:20MHz; Channel:Low

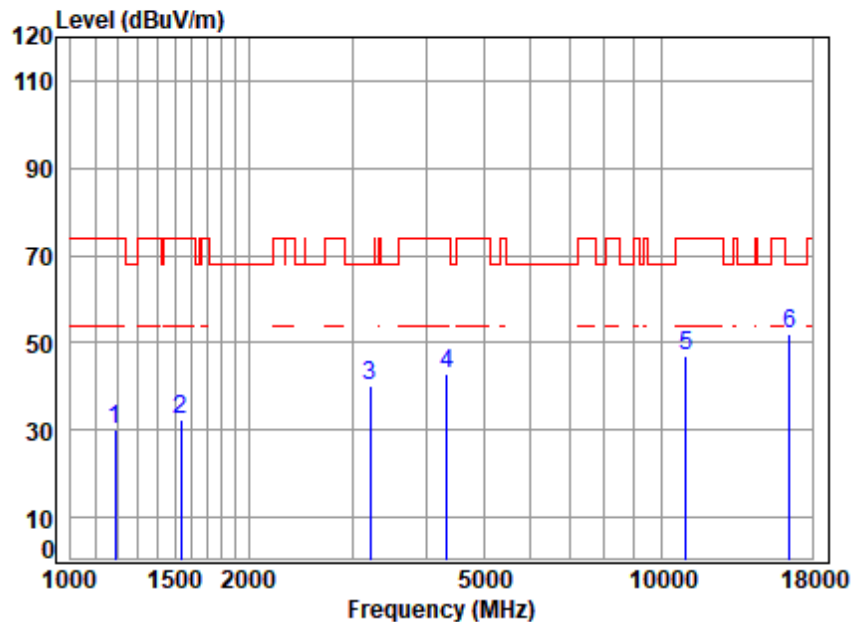


Site : chamber  
Condition: 3m HORIZONTAL  
Job No : 04576AT/04577AT  
Mode : 5500 TX RSE  
Note : 5G WIFI 11N20

		Cable	Ant	Preamp	Read	Limit	Over	
	Freq	Loss	Factor	Factor	Level	Level	Line	Limit Remark
	MHz	dB	dB/m	dB	dBuV	dBuV/m	dBuV/m	dB
1	1278.492	3.78	24.93	54.71	56.71	30.71	68.20	-37.49 peak
2	1542.733	4.10	26.97	54.79	55.53	31.81	74.00	-42.19 peak
3	3159.355	6.22	32.57	54.87	56.53	40.45	68.20	-27.75 peak
4	4430.628	7.17	34.43	54.25	54.79	42.14	68.20	-26.06 peak
5	11000.000	11.68	37.50	53.00	50.77	46.95	74.00	-27.05 peak
6	p16500.000	13.99	42.10	52.36	48.13	51.86	68.20	-16.34 peak



Test Mode: 05; Polarity: Vertical; Modulation:802.11n; Bandwidth:20MHz; Channel:Low



Site : chamber

Condition: 3m VERTICAL

Job No : 04576AT/04577AT

Mode : 5500 TX RSE

Note : 5G WIFI 11N20

	Freq	Cable Loss	Ant Factor	Preamp Factor	Read Level	Level	Limit Line	Over Limit	Remark
	MHz	dB	dB/m	dB	dBuV	dBuV/m	dBuV/m	dB	
1	1189.368	3.67	24.29	54.68	56.94	30.22	74.00	-43.78	peak
2	1538.281	4.10	26.95	54.79	56.28	32.54	74.00	-41.46	peak
3	3214.623	6.27	32.67	54.83	55.83	39.94	68.20	-28.26	peak
4	4329.354	7.05	34.23	54.26	55.96	42.98	74.00	-31.02	peak
5	11000.000	11.68	37.50	53.00	50.80	46.98	74.00	-27.02	peak
6	16500.000	13.99	42.10	52.36	48.41	52.14	68.20	-16.06	peak

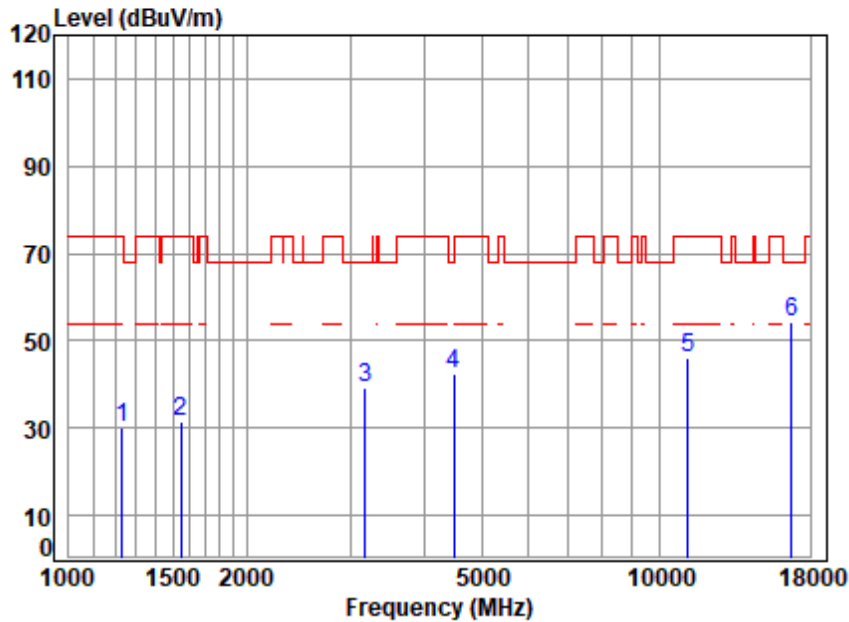


Unless otherwise agreed in writing this document is issued by the Company subject to its General Conditions of Service printed overleaf available on request or accessible at <https://www.sgs.com/en/Terms-and-Conditions>. Attention is drawn to the limitation of liability indemnification and jurisdiction issues defined therein. Any holder of this document is advised that information contained hereon reflects the Company's findings at the time of its intervention only and within the limits of Client's instructions, if any. The Company's sole responsibility is to its Client and this document does not exonerate parties to a transaction from exercising all their rights and obligations under the transaction documents. This document cannot be reproduced except in full, without prior written approval of the Company. Any unauthorized use or alteration of the content or appearance of this document is unlawful and offenders may be prosecuted to the fullest extent of the law. Unless otherwise stated the results shown in this test report refer only to the sample(s) tested and such sample(s) are retained for 30 days only.

Attention: To check the authenticity of testing /inspection report & certificate, please contact us at telephone: (86-755) 8307 1443, or email: CN\_Detect@163.com

No.1 Workshop, M-10, Middle Section, Science & Technology Park, Nanshan District, Shenzhen, Guangdong, China 518057 t (86-755) 26012053 f (86-755) 26710594 www.sgs.com.cn  
中国·广东·深圳市南山区科技园中区M-10栋1号厂房 邮编:518057 t (86-755) 26012053 f (86-755) 26710594 sgs.china@sgs.com

Test Mode: 05; Polarity: Horizontal; Modulation:802.11n; Bandwidth:20MHz; Channel:middle



Site : chamber  
Condition: 3m HORIZONTAL  
Job No : 04576AT/04577AT  
Mode : 5580 TX RSE  
Note : 5G WIFI 11N20

		Cable	Ant	Preamp	Read	Limit	Over	
	Freq	Loss	Factor	Factor	Level	Level	Line	Limit Remark
	MHz	dB	dB/m	dB	dBuV	dBuV/m	dBuV/m	dB
1	1231.345	3.72	24.84	54.69	56.42	30.29	74.00	-43.71 peak
2	1547.199	4.11	26.99	54.79	55.31	31.62	74.00	-42.38 peak
3	3177.672	6.24	32.72	54.86	55.14	39.24	68.20	-28.96 peak
4	4495.125	7.24	33.66	54.25	55.80	42.45	68.20	-25.75 peak
5	11160.000	11.77	37.62	53.03	49.52	45.88	74.00	-28.12 peak
6	p16740.000	14.15	42.78	52.62	50.16	54.47	68.20	-13.73 peak



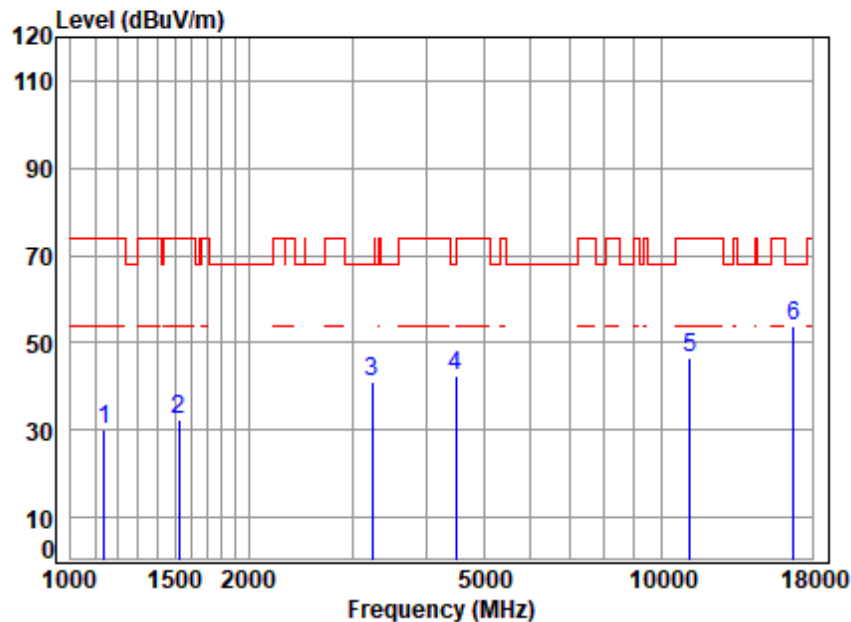
## SGS-CSTC Standards Technical Services Co., Ltd. Shenzhen Branch

SZEMC-TRF-01 Rev. A/1

Report No.: SZCR241200457604

Page: 92 of 806

Test Mode: 05; Polarity: Vertical; Modulation:802.11n; Bandwidth:20MHz; Channel:middle



Site : chamber

Condition: 3m VERTICAL

Job No : 04576AT/04577AT

Mode : 5580 TX RSE

Note : 5G WIFI 11N20

	Freq	Cable Loss	Ant Factor	Preamp Factor	Read Level	Level	Limit Line	Over Limit	Remark
	MHz	dB	dB/m	dB	dBuV	dBuV/m	dBuV/m	dB	
1	1138.904	3.60	23.86	54.66	57.41	30.21	74.00	-43.79	peak
2	1525.000	4.08	26.90	54.78	56.11	32.31	74.00	-41.69	peak
3	3242.619	6.30	32.22	54.81	57.43	41.14	68.20	-27.06	peak
4	4495.125	7.24	33.66	54.25	55.76	42.41	68.20	-25.79	peak
5	11160.000	11.77	37.62	53.03	49.98	46.34	74.00	-27.66	peak
6	p16740.000	14.15	42.78	52.62	49.35	53.66	68.20	-14.54	peak



Unless otherwise agreed in writing this document is issued by the Company subject to its General Conditions of Service printed overleaf available on request or accessible at <https://www.sgs.com/en/Terms-and-Conditions>. Attention is drawn to the limitation of liability indemnification and jurisdiction issues defined therein. Any holder of this document is advised that information contained hereon reflects the Company's findings at the time of its intervention only and within the limits of Client's instructions, if any. The Company's sole responsibility is to its Client and this document does not exonerate parties to a transaction from exercising all their rights and obligations under the transaction documents. This document cannot be reproduced except in full, without prior written approval of the Company. Any unauthorized reproduction or alteration of the content or appearance of this document is unlawful and offenders may be prosecuted to the fullest extent of the law. Unless otherwise stated the results shown in this test report refer only to the sample(s) tested and such sample(s) are retained for 30 days only.

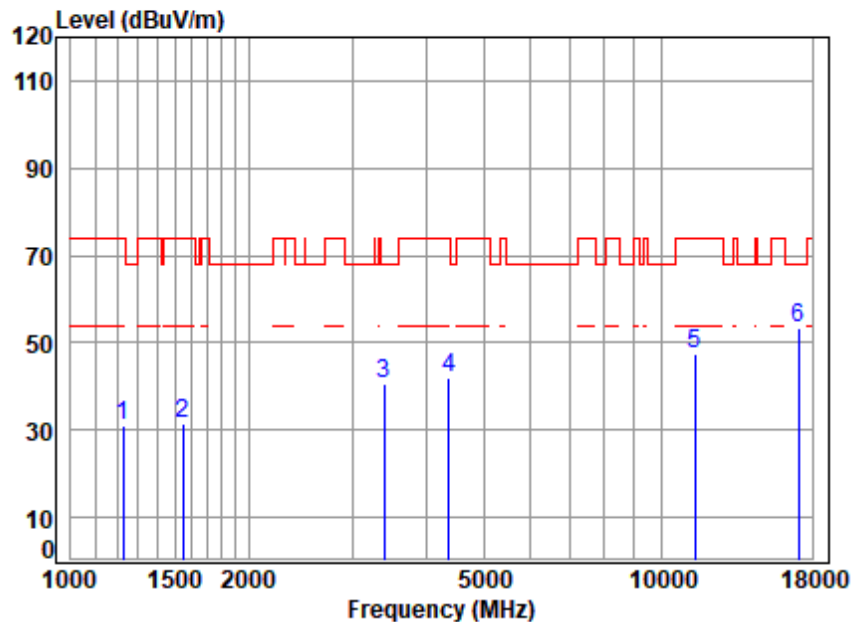
Attention: To check the authenticity of testing /inspection report & certificate, please contact us at telephone: (86-755) 8307 1443, or email: CN\_Dogbook@163.com

No.1 Workshop, M-10, Middle Section, Science & Technology Park, Nanshan District, Shenzhen, Guangdong, China 518057 t (86-755) 26012053 f (86-755) 26710594 www.sgsgroup.com.cn

中国·广东·深圳市南山区科技园中区M-10栋1号厂房 邮编:518057 t (86-755) 26012053 f (86-755) 26710594 sgs.china@sgs.com



Test Mode: 05; Polarity: Horizontal; Modulation:802.11n; Bandwidth:20MHz; Channel:High



Site : chamber

Condition: 3m HORIZONTAL

Job No : 04576AT/04577AT

Mode : 5700 TX RSE

Note : 5G WIFI 11N20

	Freq	Cable Loss	Ant Factor	Preamp Factor	Read Level	Level	Limit Line	Over Limit	Remark
	MHz	dB	dB/m	dB	dBuV	dBuV/m	dBuV/m	dB	
1	1227.791	3.72	24.79	54.69	57.27	31.09	74.00	-42.91	peak
2	1547.199	4.11	26.99	54.79	55.20	31.51	74.00	-42.49	peak
3	3396.098	6.43	32.38	54.70	56.28	40.39	68.20	-27.81	peak
4	4367.058	7.10	34.54	54.26	54.59	41.97	74.00	-32.03	peak
5	11400.000	11.90	37.70	53.08	50.73	47.25	74.00	-26.75	peak
6	17100.000	14.44	43.10	52.85	48.63	53.32	68.20	-14.88	peak



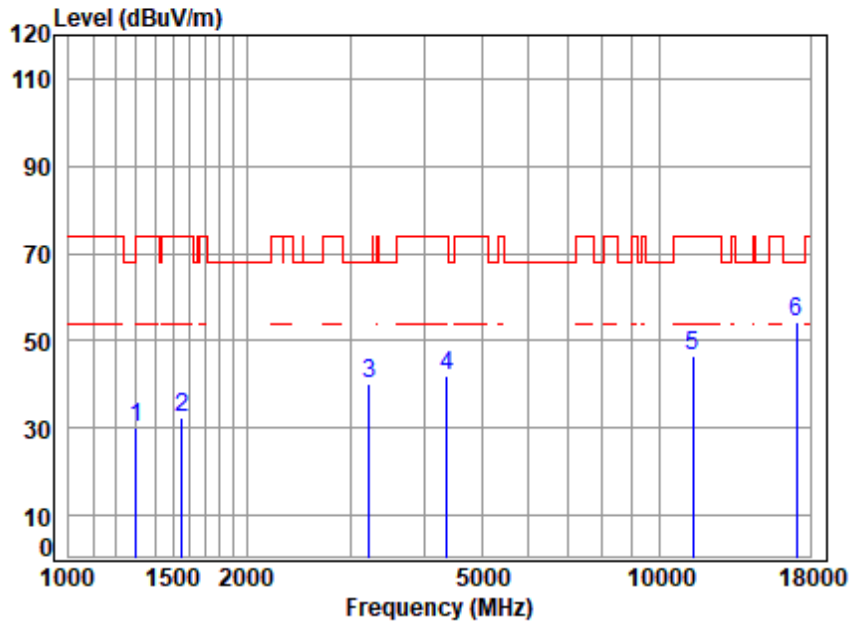
Unless otherwise agreed in writing, this document is issued by the Company subject to its General Conditions of Service printed overleaf, available on request or accessible at <https://www.sgs.com/en/Terms-and-Conditions>. Attention is drawn to the limitation of liability, indemnification and jurisdiction issues defined therein. Any holder of this document is advised that information contained hereon reflects the Company's findings at the time of its intervention only and within the limits of Client's instructions, if any. The Company's sole responsibility is to its Client and this document does not exonerate parties to a transaction from exercising all their rights and obligations under the transaction documents. This document cannot be reproduced except in full, without prior written approval of the Company. Any unauthorized alteration, forgery or falsification of the content or appearance of this document is unlawful and offenders may be prosecuted to the fullest extent of the law. Unless otherwise stated the results shown in this test report refer only to the sample(s) tested and such sample(s) are retained for 30 days only.

sample(s) are retained for 30 days only.

**Attention: To check the authenticity of testing /inspection report & certificate, please contact us at telephone: (86-755) 8307 1443, or email: [CN.Doccheck@sgs.com](mailto:CN.Doccheck@sgs.com).**

No. 1 Workshop, M-10, Middle Section, Science & Technology Park, Nanshan District, Shenzhen, Guangdong, China 518057 t (86-755) 26012053 f (86-755) 26710594 [www.sgs.com](http://www.sgs.com)  
中国·广东·深圳市南山区科技园中区M-10栋1号厂房 邮编: 518057 t (86-755) 26012053 f (86-755) 26710594 [sgs.china@sgs.com](mailto:sgs.china@sgs.com)

Test Mode: 05; Polarity: Vertical; Modulation:802.11n; Bandwidth:20MHz; Channel:High

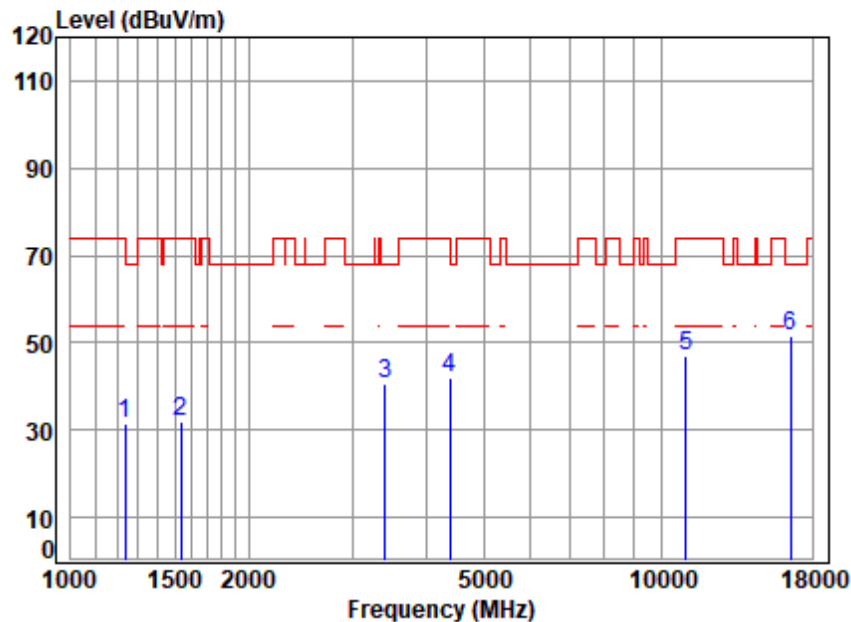


Site : chamber  
Condition: 3m VERTICAL  
Job No : 04576AT/04577AT  
Mode : 5700 TX RSE  
Note : 5G WIFI 11N20

		Cable	Ant	Preamp	Read	Limit	Over	
	Freq	Loss	Factor	Factor	Level	Level	Line	Limit Remark
	MHz	dB	dB/m	dB	dBuV	dBuV/m	dBuV/m	dB
1	1300.858	3.81	24.79	54.71	56.28	30.17	74.00	-43.83 peak
2	1551.677	4.12	26.99	54.79	56.06	32.38	74.00	-41.62 peak
3	3223.928	6.28	32.52	54.82	56.40	40.38	68.20	-27.82 peak
4	4367.058	7.10	34.54	54.26	54.63	42.01	74.00	-31.99 peak
5	11400.000	11.90	37.70	53.08	49.95	46.47	74.00	-27.53 peak
6	p17100.000	14.44	43.10	52.85	49.51	54.20	68.20	-14.00 peak



Test Mode: 05; Polarity: Horizontal; Modulation:802.11n; Bandwidth:40MHz; Channel:Low



Site : chamber

Condition: 3m HORIZONTAL

Job No : 04576AT/04577AT

Mode : 5510 TX RSE

Note : 5G WIFI 11N40

	Freq	Cable Loss	Ant Factor	Preamp Factor	Read Level	Level	Limit Line	Over Limit	Remark
	MHz	dB	dB/m	dB	dBuV	dBuV/m	dBuV/m	dB	
1	1238.483	3.73	24.94	54.69	57.67	31.65	74.00	-42.35	peak
2	1533.841	4.09	26.94	54.79	55.55	31.79	74.00	-42.21	peak
3	3405.929	6.44	32.33	54.69	56.59	40.67	68.20	-27.53	peak
4	4379.699	7.11	34.64	54.26	54.70	42.19	74.00	-31.81	peak
5	11020.000	11.69	37.50	53.00	50.87	47.06	74.00	-26.94	peak
6	16530.000	14.01	42.16	52.39	47.72	51.50	68.20	-16.70	peak



Unless otherwise agreed in writing, this document is issued by the Company subject to its General Conditions of Service printed overleaf, available on request or accessible at <https://www.sgs.com/en/Terms-and-Conditions>. Attention is drawn to the limitation of liability, indemnification and jurisdiction issues defined therein. Any holder of this document is advised that information contained hereon reflects the Company's findings at the time of its intervention only and within the limits of Client's instructions, if any. The Company's sole responsibility is to its Client and this document does not exonerate parties to a transaction from exercising all their rights and obligations under the transaction documents. This document cannot be reproduced except in full, without prior written approval of the Company. Any unauthorized alteration, forgery or falsification of the content or appearance of this document is unlawful and offenders may be prosecuted to the fullest extent of the law. Unless otherwise stated the results shown in this test report refer only to the sample(s) tested and such sample(s) are retained for 30 days only.

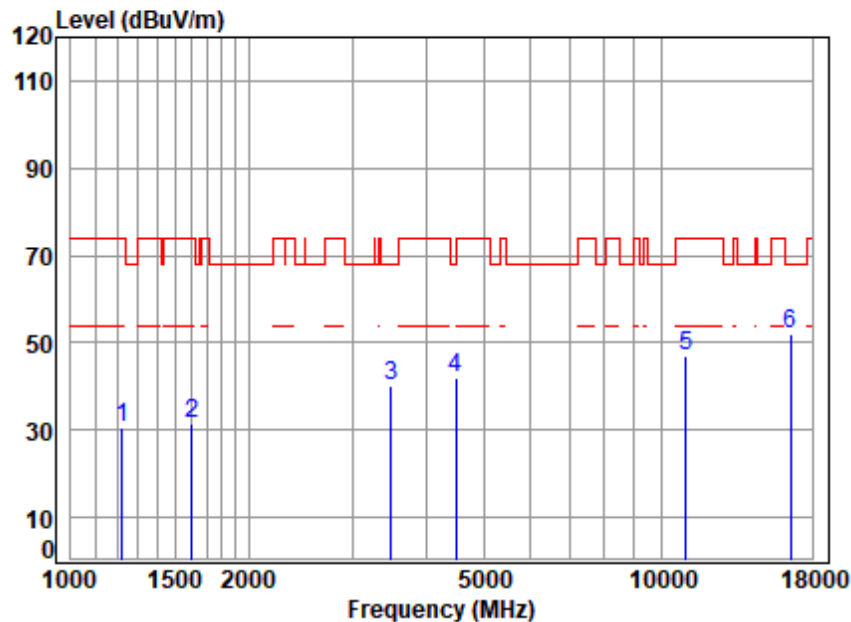
**Sample(s) for testing/inspection report & certificate: please contact us at telephone: (+6-755) 8307 1444**

sample(s) are retained for 30 days only.

**Attention: To check the authenticity of testing /inspection report & certificate, please contact us at telephone: (86-755) 8307 1443, or email: [CN.Doccheck@sgs.com](mailto:CN.Doccheck@sgs.com).**

No.1 Workshop, M-10, Middle Section, Science & Technology Park, Nanshan District, Shenzhen, Guangdong, China 518057 t (86-755) 26012053 f (86-755) 26710594 [www.sgs.com](http://www.sgs.com)  
中国·广东·深圳市南山区科技园中区M-10栋1号厂房 邮编:518057 t (86-755) 26012053 f (86-755) 26710594 [sgs.china@sgs.com](mailto:sgs.china@sgs.com)

Test Mode: 05; Polarity: Vertical; Modulation:802.11n; Bandwidth:40MHz; Channel:Low



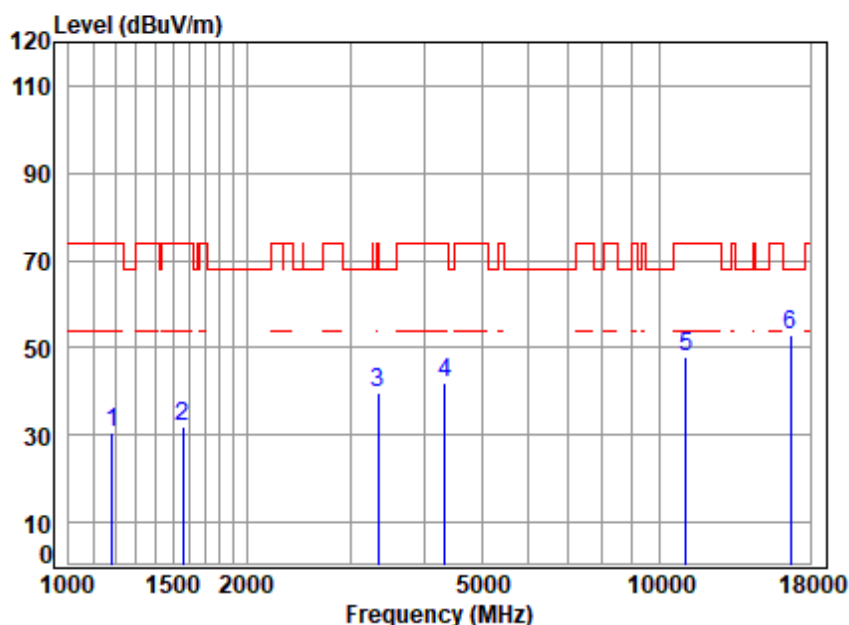
Site : chamber  
Condition: 3m VERTICAL  
Job No : 04576AT/04577AT  
Mode : 5510 TX RSE  
Note : 5G WIFI 11N40

		Cable	Ant	Preamp	Read	Limit	Over	
	Freq	Loss	Factor	Factor	Level	Level	Line	Limit Remark
	MHz	dB	dB/m	dB	dBuV	dBuV/m	dBuV/m	dB
1	1224.247	3.71	24.74	54.69	56.73	30.49	74.00	-43.51 peak
2	1601.804	4.19	26.78	54.80	55.45	31.62	74.00	-42.38 peak
3	3485.601	6.51	31.66	54.63	56.48	40.02	68.20	-28.18 peak
4	4482.150	7.23	33.81	54.25	54.98	41.77	68.20	-26.43 peak
5	11020.000	11.69	37.50	53.00	50.77	46.96	74.00	-27.04 peak
6	p16530.000	14.01	42.16	52.39	48.08	51.86	68.20	-16.34 peak





Test Mode: 05; Polarity: Horizontal; Modulation:802.11n; Bandwidth:40MHz; Channel:middle



Site : chamber

Condition: 3m HORIZONTAL

Job No : 04576AT/04577AT

Mode : 5550 TX RSE

Note : 5G WIFI 11N40

	Freq	Cable Loss	Ant Factor	Preamp Factor	Read Level	Level	Limit Line	Over Limit	Remark
	MHz	dB	dB/m	dB	dBuV	dBuV/m	dBuV/m	dB	
1	1185.936	3.66	24.26	54.67	57.16	30.41	74.00	-43.59	peak
2	1560.673	4.13	26.96	54.79	55.43	31.73	74.00	-42.27	peak
3	3347.371	6.39	32.05	54.73	56.06	39.77	74.00	-34.23	peak
4	4329.354	7.05	34.23	54.26	55.18	42.20	74.00	-31.80	peak
5	11100.000	11.73	37.50	53.02	51.49	47.70	74.00	-26.30	peak
6	p16650.000	14.09	42.50	52.52	48.75	52.82	68.20	-15.38	peak



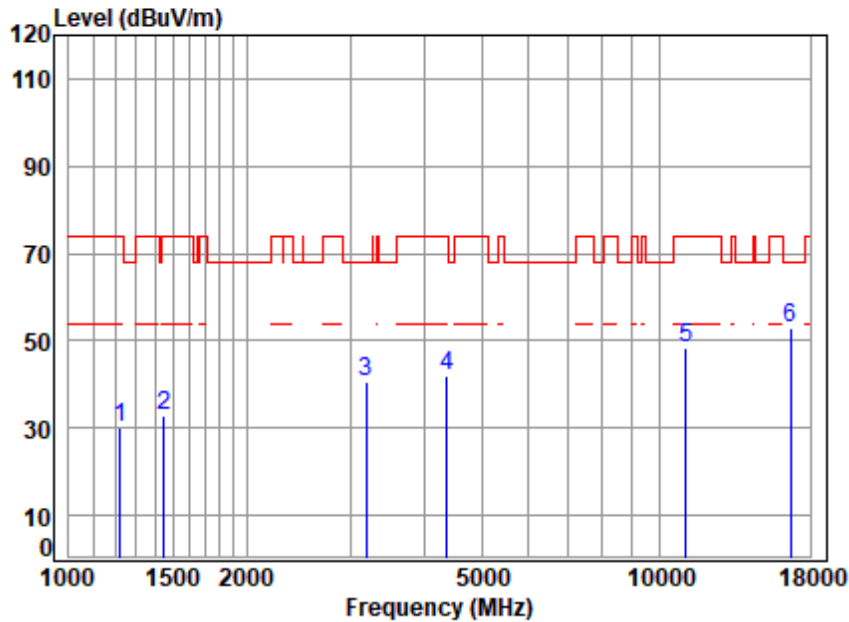
Unless otherwise agreed in writing this document is issued by the Company subject to its General Conditions of Service printed overleaf, available on request or accessible at <https://www.sgs.com/en/Terms-and-Conditions>. Attention is drawn to the limitation of liability, indemnification and jurisdiction issues defined therein. Any holder of this document is advised that information contained hereon reflects the Company's findings at the time of its intervention only and within the limits of Client's instructions, if any. The Company's sole responsibility is to its Client and this document does not exonerate parties to a transaction from exercising all their rights and obligations under the transaction documents. This document cannot be reproduced except in full, without prior written approval of the Company. Any unauthorized reproduction or use of the content or appearance of this document is unlawful and offenders may be prosecuted to the fullest extent of the law. Unless otherwise stated the results shown in this test report refer only to the sample(s) tested and such sample(s) are retained for 30 days only.

**Attention: To check the authenticity of testing /inspection report & certificate, please contact us at telephone: (86-755) 8307 1443,**

No. 1 Workshop, M-10, Middle Section, Science & Technology Park, Nanshan District, Shenzhen, Guangdong, China 518057 t (86-755) 26012053 f (86-755) 26710594 www.sgsgroup.com.cn  
中国·广东·深圳市南山区科技园中区M-10栋1号厂房 邮编: 518057 t (86-755) 26012053 f (86-755) 26710594 sgs.china@sgs.com

Member of the SGS Group (SGS SA)

Test Mode: 05; Polarity: Vertical; Modulation:802.11n; Bandwidth:40MHz; Channel:middle

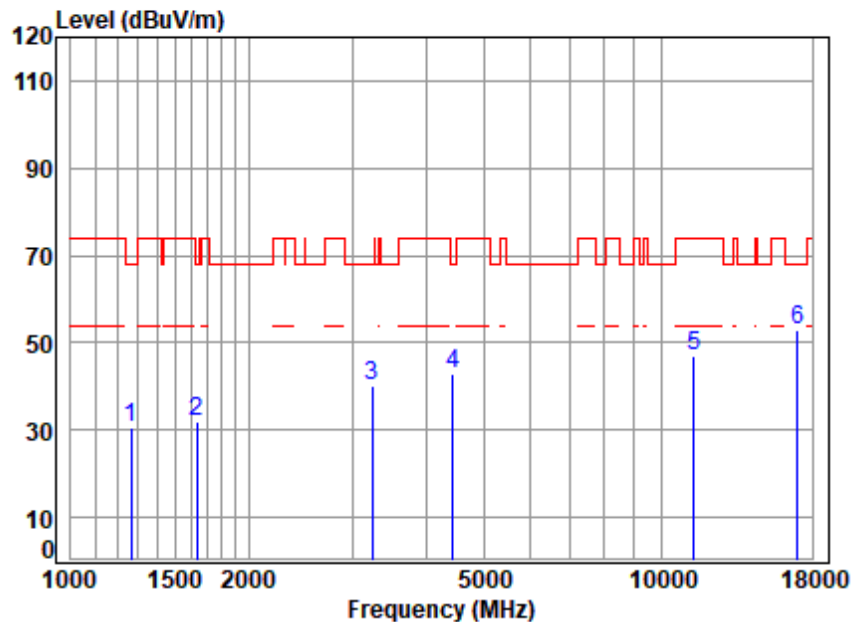


Site : chamber  
Condition: 3m VERTICAL  
Job No : 04576AT/04577AT  
Mode : 5550 TX RSE  
Note : 5G WIFI 11N40

	Cable	Ant	Preamp	Read	Limit	Over	
Freq	Loss	Factor	Factor	Level	Level	Line	Limit Remark
MHz	dB	dB/m	dB	dBuV	dBuV/m	dBuV/m	dB
1 1224.247	3.71	24.74	54.69	56.45	30.21	74.00	-43.79 peak
2 1451.878	3.99	25.45	54.76	58.12	32.80	74.00	-41.20 peak
3 3186.869	6.25	32.79	54.85	56.52	40.71	68.20	-27.49 peak
4 4367.058	7.10	34.54	54.26	54.38	41.76	74.00	-32.24 peak
5 11100.000	11.73	37.50	53.02	52.15	48.36	74.00	-25.64 peak
6 p16650.000	14.09	42.50	52.52	48.69	52.76	68.20	-15.44 peak



Test Mode: 05; Polarity: Horizontal; Modulation:802.11n; Bandwidth:40MHz; Channel:High



Site : chamber

Condition: 3m HORIZONTAL

Job No : 04576AT/04577AT

Mode : 5670 TX RSE

Note : 5G WIFI 11N40

	Freq	Cable Loss	Ant Factor	Preamp Factor	Read Level	Level	Limit Line	Over Limit	Remark
	MHz	dB	dB/m	dB	dBuV	dBuV/m	dBuV/m	dB	
1	1267.454	3.77	25.00	54.70	56.42	30.49	68.20	-37.71	peak
2	1634.543	4.23	26.45	54.81	56.00	31.87	68.20	-36.33	peak
3	3233.260	6.29	32.37	54.82	56.24	40.08	68.20	-28.12	peak
4	4443.453	7.19	34.28	54.25	55.47	42.69	68.20	-25.51	peak
5	11340.000	11.86	37.76	53.07	50.33	46.88	74.00	-27.12	peak
6	17010.000	14.33	43.10	52.89	48.56	53.10	68.20	-15.10	peak



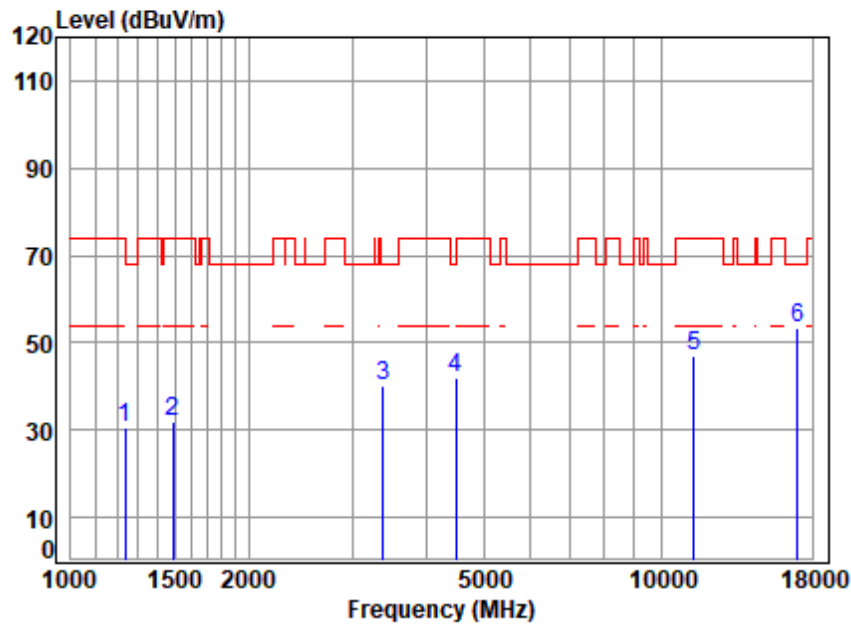
Unless otherwise agreed in writing, this document is issued by the Company subject to its General Conditions of Service printed overleaf, available on request or accessible at <https://www.sgs.com/en/Terms-and-Conditions>. Attention is drawn to the limitation of liability, indemnification and jurisdiction issues defined therein. Any holder of this document is advised that information contained hereon reflects the Company's findings at the time of its intervention only and within the limits of Client's instructions, if any. The Company's sole responsibility is to its Client and this document does not exonerate parties to a transaction from exercising all their rights and obligations under the transaction documents. This document cannot be reproduced except in full, without prior written approval of the Company. Any unauthorized alteration, forgery or falsification of the content or appearance of this document is unlawful and offenders may be prosecuted to the fullest extent of the law. Unless otherwise stated the results shown in this test report refer only to the sample(s) tested and such sample(s) are retained for 30 days only.

sample(s) are retained for 30 days only.

**Attention: To check the authenticity of testing /inspection report & certificate, please contact us at telephone: (86-755) 8307 1443, or email: [CN.Doccheck@sgs.com](mailto:CN.Doccheck@sgs.com).**

No. 1 Workshop, M-10, Middle Section, Science & Technology Park, Nanshan District, Shenzhen, Guangdong, China 518057 t (86-755) 26012053 f (86-755) 26710594 [www.sgs.com](http://www.sgs.com)  
中国·广东·深圳市南山区科技园中区M-10栋1号厂房 邮编: 518057 t (86-755) 26012053 f (86-755) 26710594 [sgs.china@sgs.com](mailto:sgs.china@sgs.com)

Test Mode: 05; Polarity: Vertical; Modulation:802.11n; Bandwidth:40MHz; Channel:High



Site : chamber

Condition: 3m VERTICAL

Job No : 04576AT/04577AT

Mode : 5670 TX RSE

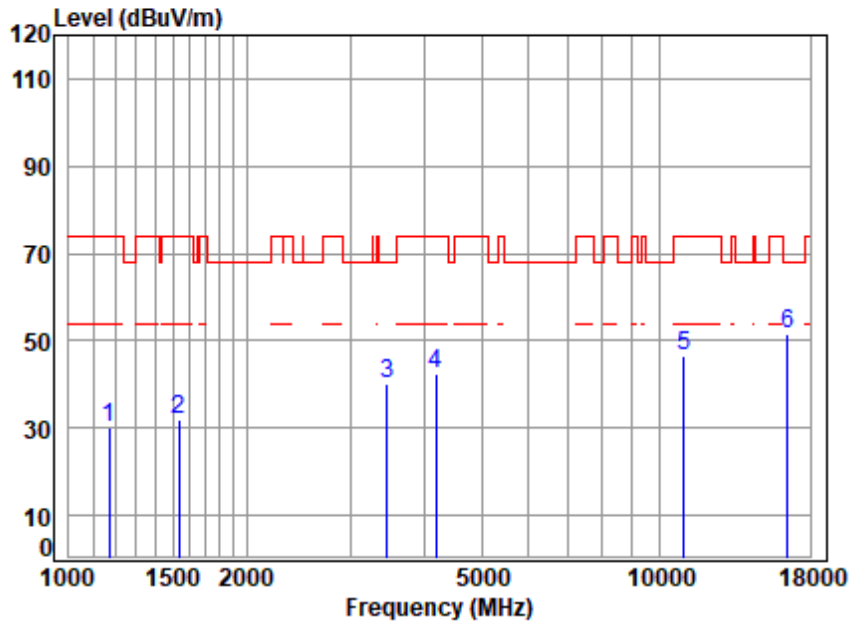
Note : 5G WIFI 11N40

		Cable	Ant	Preamp	Read	Limit	Over	
	Freq	Loss	Factor	Factor	Level	Level	Line	Limit Remark
	MHz	dB	dB/m	dB	dBuV	dBuV/m	dBuV/m	dB
1	1234.909	3.73	24.89	54.69	56.70	30.63	74.00	-43.37 peak
2	1490.142	4.03	26.52	54.77	56.10	31.88	74.00	-42.12 peak
3	3386.297	6.42	32.32	54.71	56.08	40.11	68.20	-28.09 peak
4	4482.150	7.23	33.81	54.25	55.36	42.15	68.20	-26.05 peak
5	11340.000	11.86	37.76	53.07	50.30	46.85	74.00	-27.15 peak
6	p17010.000	14.33	43.10	52.89	48.72	53.26	68.20	-14.94 peak





Test Mode: 05; Polarity: Horizontal; Modulation: 802.11ax(Full RU0); Bandwidth: 20MHz; Channel: Low



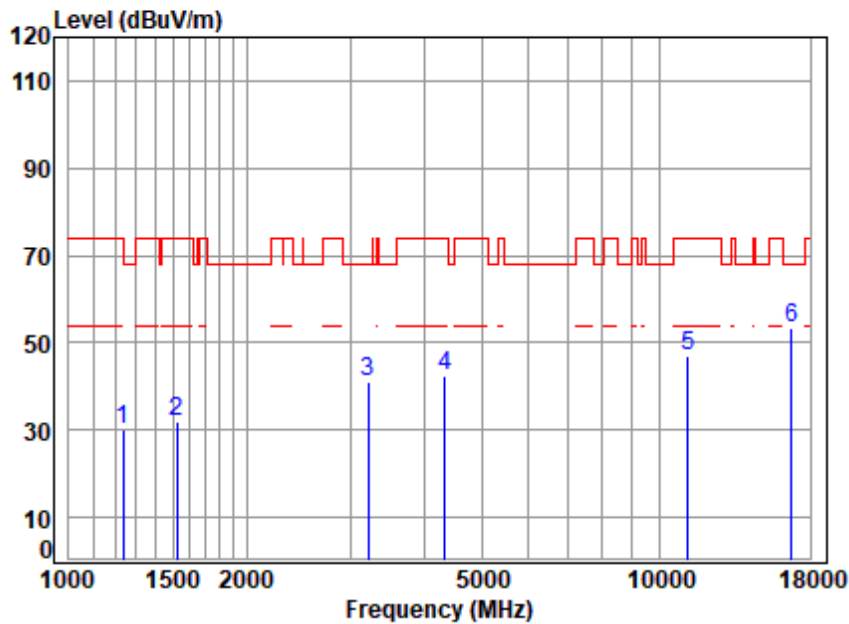
Site : chamber  
 Condition: 3m HORIZONTAL  
 Job No : 04576AT/04577AT  
 Mode : 5500 TX RSE  
 Note : 5G WIFI 11AX20

	Cable	Ant	Preamp	Read	Limit	Over	
Freq	Loss	Factor	Factor	Level	Level	Line	Limit Remark
MHz	dB	dB/m	dB	dBuV	dBuV/m	dBuV/m	dB
1	1172.303	3.64	24.12	54.67	56.97	30.06	74.00 -43.94 peak
2	1538.281	4.10	26.95	54.79	55.50	31.76	74.00 -42.24 peak
3	3455.508	6.48	31.78	54.66	56.50	40.10	68.20 -28.10 peak
4	4181.768	6.88	33.80	54.28	56.11	42.51	74.00 -31.49 peak
5	11000.000	11.68	37.50	53.00	50.32	46.50	74.00 -27.50 peak
6	p16500.000	13.99	42.10	52.36	47.99	51.72	68.20 -16.48 peak





Test Mode: 05; Polarity: Horizontal; Modulation:802.11ax(Full RU0); Bandwidth:20MHz; Channel:middle

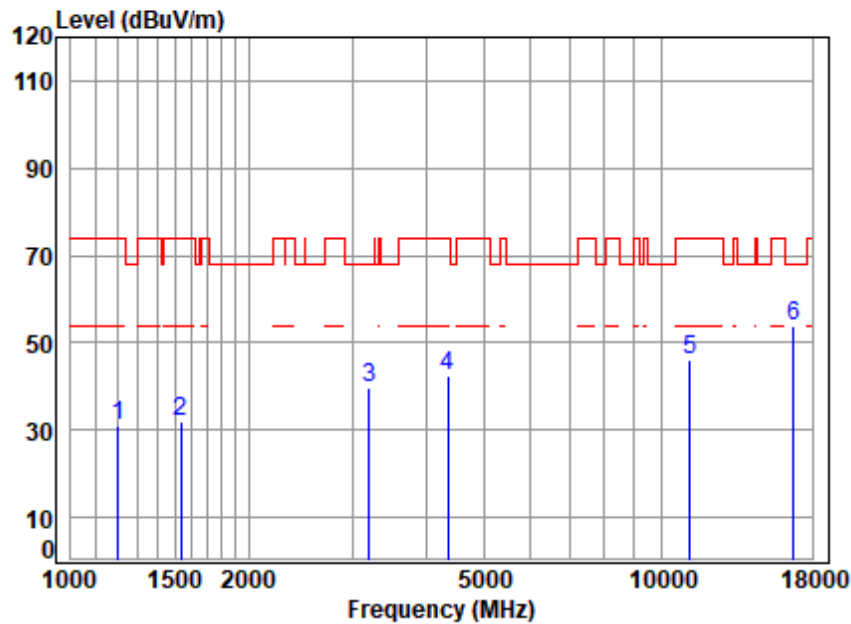


Site : chamber  
Condition: 3m HORIZONTAL  
Job No : 04576AT/04577AT  
Mode : 5580 TX RSE  
Note : 5G WIFI 11AX20

		Cable	Ant	Preamp	Read	Limit	Over	
	Freq	Loss	Factor	Factor	Level	Level	Line	Limit Remark
	MHz	dB	dB/m	dB	dBuV	dBuV/m	dBuV/m	dB
1	1238.483	3.73	24.94	54.69	56.35	30.33	74.00	-43.67 peak
2	1525.000	4.08	26.90	54.78	55.77	31.97	74.00	-42.03 peak
3	3214.623	6.27	32.67	54.83	56.73	40.84	68.20	-27.36 peak
4	4329.354	7.05	34.23	54.26	55.53	42.55	74.00	-31.45 peak
5	11160.000	11.77	37.62	53.03	50.81	47.17	74.00	-26.83 peak
6	p16740.000	14.15	42.78	52.62	49.04	53.35	68.20	-14.85 peak



Test Mode: 05; Polarity: Vertical; Modulation:802.11ax(Full RU0); Bandwidth:20MHz; Channel:middle



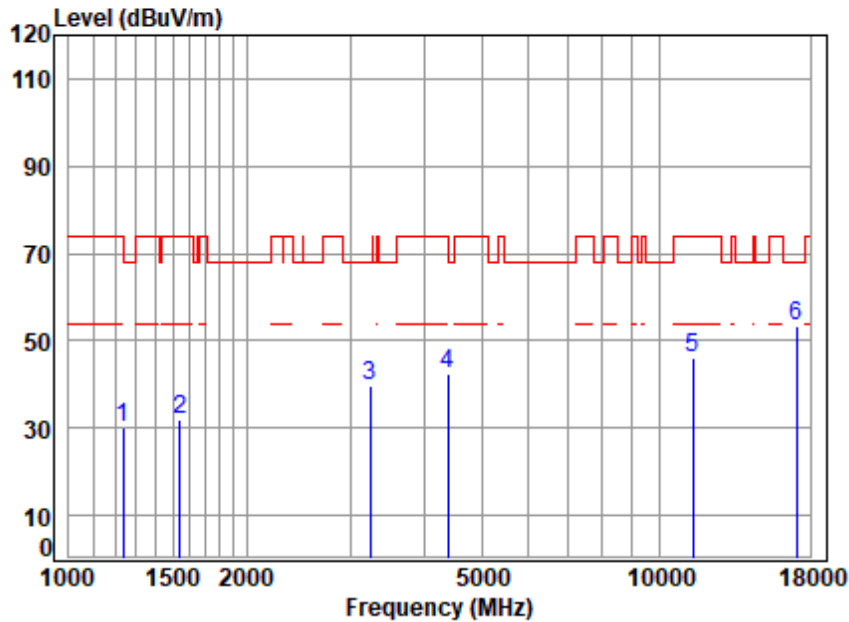
Site : chamber  
Condition: 3m VERTICAL  
Job No : 04576AT/04577AT  
Mode : 5580 TX RSE  
Note : 5G WIFI 11AX20

		Cable	Ant	Preamp	Read	Limit	Over	
	Freq	Loss	Factor	Factor	Level	Level	Line	Limit Remark
	MHz	dB	dB/m	dB	dBuV	dBuV/m	dBuV/m	dB
1	1203.199	3.69	24.44	54.68	57.43	30.88	74.00	-43.12 peak
2	1538.281	4.10	26.95	54.79	55.90	32.16	74.00	-41.84 peak
3	3205.345	6.26	32.81	54.84	55.62	39.85	68.20	-28.35 peak
4	4354.454	7.08	34.44	54.26	55.11	42.37	74.00	-31.63 peak
5	11160.000	11.77	37.62	53.03	49.91	46.27	74.00	-27.73 peak
6	p16740.000	14.15	42.78	52.62	49.37	53.68	68.20	-14.52 peak





Test Mode: 05; Polarity: Horizontal; Modulation:802.11ax(Full RU0); Bandwidth:20MHz; Channel:High



Site : chamber

Condition: 3m HORIZONTAL

Job No : 04576AT/04577AT

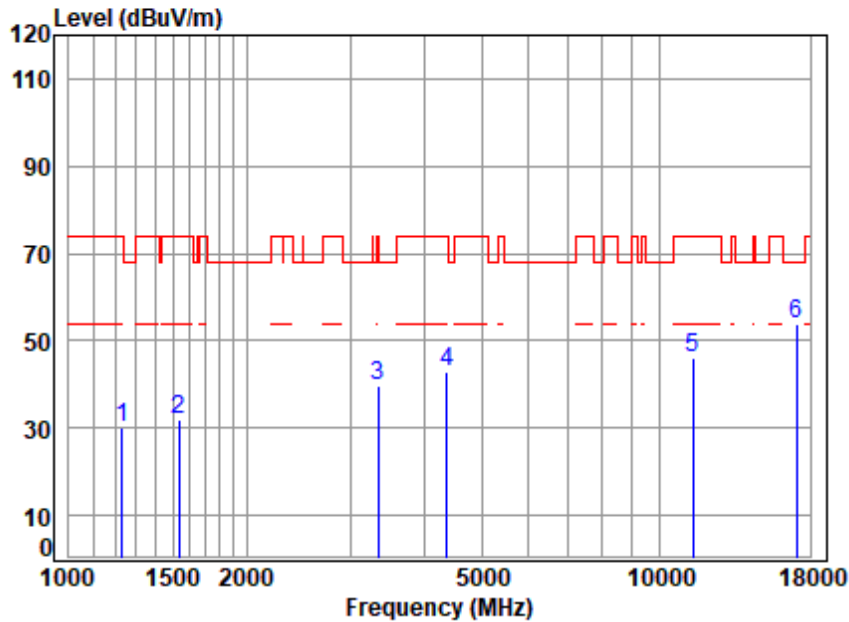
Mode : 5700 TX RSE

Note : 5G WIFI 11AX20

		Cable	Ant	Preamp	Read	Limit	Over	
	Freq	Loss	Factor	Factor	Level	Level	Line	Limit Remark
	MHz	dB	dB/m	dB	dBuV	dBuV/m	dBuV/m	dB
1	1234.909	3.73	24.89	54.69	56.11	30.04	74.00	-43.96 peak
2	1542.733	4.10	26.97	54.79	55.83	32.11	74.00	-41.89 peak
3	3233.260	6.29	32.37	54.82	56.01	39.85	68.20	-28.35 peak
4	4392.376	7.13	34.74	54.26	54.88	42.49	74.00	-31.51 peak
5	11400.000	11.90	37.70	53.08	49.50	46.02	74.00	-27.98 peak
6	p17100.000	14.44	43.10	52.85	48.59	53.28	68.20	-14.92 peak



Test Mode: 05; Polarity: Vertical; Modulation:802.11ax(Full RU0); Bandwidth:20MHz; Channel:High

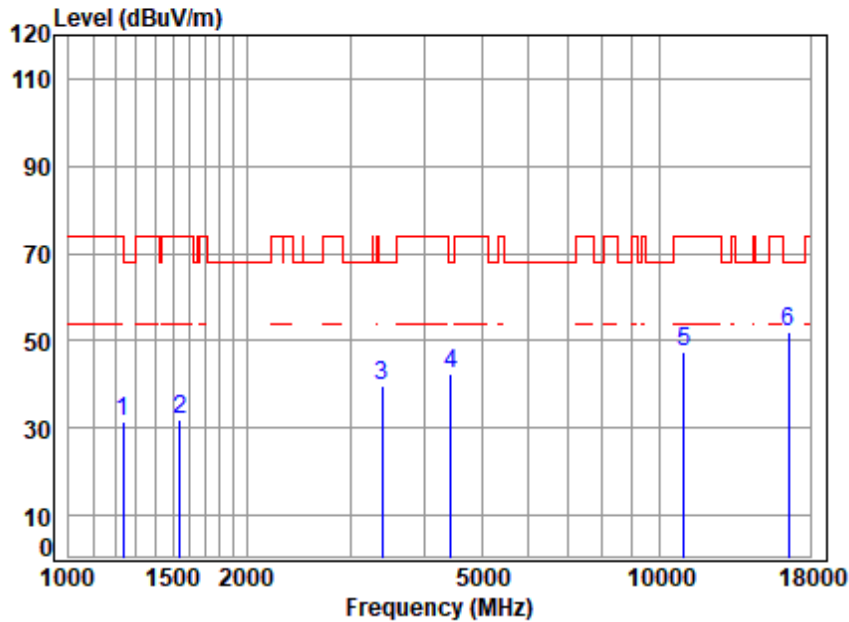


Site : chamber  
Condition: 3m VERTICAL  
Job No : 04576AT/04577AT  
Mode : 5700 TX RSE  
Note : 5G WIFI 11AX20

		Cable	Ant	Preamp	Read	Limit	Over	
	Freq	Loss	Factor	Factor	Level	Level	Line	Limit Remark
	MHz	dB	dB/m	dB	dBuV	dBuV/m	dBuV/m	dB
1	1231.345	3.72	24.84	54.69	56.46	30.33	74.00	-43.67 peak
2	1538.281	4.10	26.95	54.79	55.46	31.72	74.00	-42.28 peak
3	3337.710	6.38	31.88	54.74	56.39	39.91	74.00	-34.09 peak
4	4367.058	7.10	34.54	54.26	55.55	42.93	74.00	-31.07 peak
5	11400.000	11.90	37.70	53.08	49.67	46.19	74.00	-27.81 peak
6	p17100.000	14.44	43.10	52.85	49.36	54.05	68.20	-14.15 peak



Test Mode: 05; Polarity: Horizontal; Modulation: 802.11ax(Full RU0); Bandwidth: 40MHz; Channel: Low



Site : chamber

Condition: 3m HORIZONTAL

Job No : 04576AT/04577AT

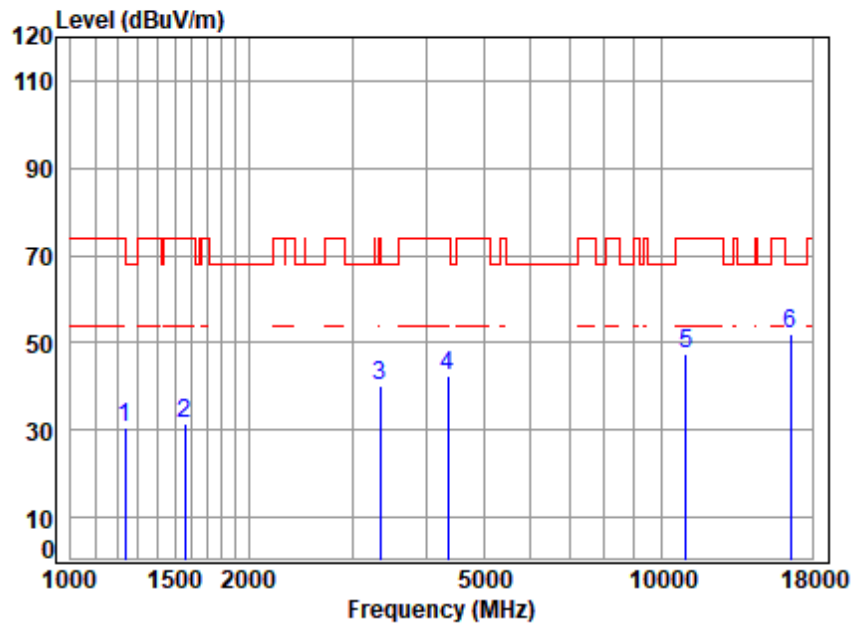
Mode : 5510 TX RSE

Note : 5G WIFI 11AX40

		Cable	Ant	Preamp	Read	Limit	Over	
	Freq	Loss	Factor	Factor	Level	Level	Line	Limit Remark
	MHz	dB	dB/m	dB	dBuV	dBuV/m	dBuV/m	dB
1	1238.483	3.73	24.94	54.69	57.52	31.50	74.00	-42.50 peak
2	1542.733	4.10	26.97	54.79	55.72	32.00	74.00	-42.00 peak
3	3396.098	6.43	32.38	54.70	55.38	39.49	68.20	-28.71 peak
4	4443.453	7.19	34.28	54.25	55.00	42.22	68.20	-25.98 peak
5	11020.000	11.69	37.50	53.00	51.39	47.58	74.00	-26.42 peak
6	p16530.000	14.01	42.16	52.39	48.08	51.86	68.20	-16.34 peak



Test Mode: 05; Polarity: Vertical; Modulation:802.11ax(Full RU0); Bandwidth:40MHz; Channel:Low



Site : chamber  
Condition: 3m VERTICAL  
Job No : 04576AT/04577AT  
Mode : 5510 TX RSE  
Note : 5G WIFI 11AX40

		Cable	Ant	Preamp	Read	Limit	Over	
	Freq	Loss	Factor	Factor	Level	Level	Line	Limit Remark
	MHz	dB	dB/m	dB	dBuV	dBuV/m	dBuV/m	dB
1	1234.909	3.73	24.89	54.69	56.71	30.64	74.00	-43.36 peak
2	1560.673	4.13	26.96	54.79	55.35	31.65	74.00	-42.35 peak
3	3347.371	6.39	32.05	54.73	56.45	40.16	74.00	-33.84 peak
4	4354.454	7.08	34.44	54.26	55.13	42.39	74.00	-31.61 peak
5	11020.000	11.69	37.50	53.00	51.19	47.38	74.00	-26.62 peak
6	p16530.000	14.01	42.16	52.39	48.14	51.92	68.20	-16.28 peak





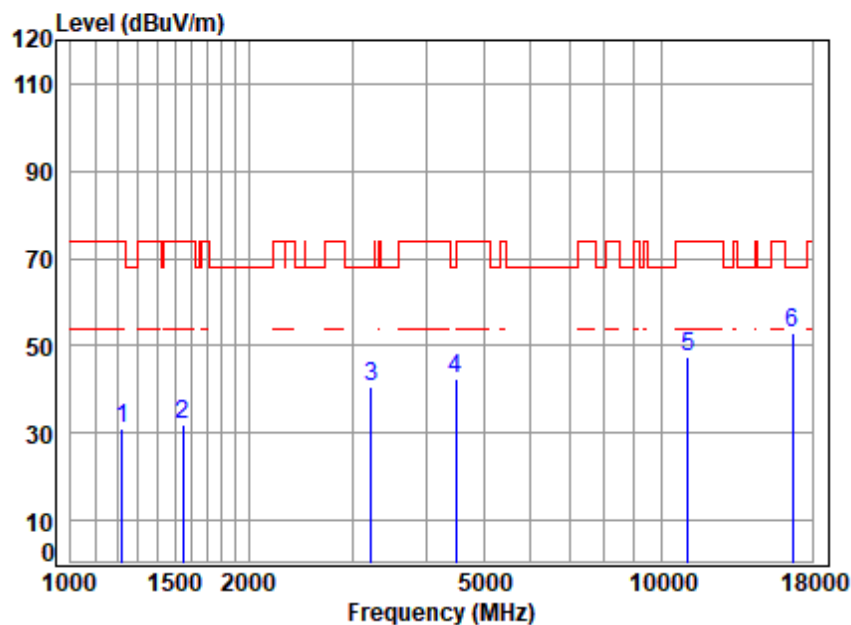
## SGS-CSTC Standards Technical Services Co., Ltd. Shenzhen Branch

SZEMC-TRF-01 Rev. A/1

Report No.: SZCR241200457604

Page: 109 of 806

Test Mode: 05; Polarity: Horizontal; Modulation:802.11ax(Full RU0); Bandwidth:40MHz; Channel:middle



Site : chamber

Condition: 3m HORIZONTAL

Job No : 04576AT/04577AT

Mode : 5550 TX RSE

Note : 5G WIFI 11AX40

	Freq	Cable Loss	Ant Factor	Preamp Factor	Read Level	Level	Limit Line	Over Limit	Remark
	MHz	dB	dB/m	dB	dBuV	dBuV/m	dBuV/m	dB	
1	1220.714	3.71	24.69	54.69	57.30	31.01	74.00	-42.99	peak
2	1547.199	4.11	26.99	54.79	55.49	31.80	74.00	-42.20	peak
3	3223.928	6.28	32.52	54.82	56.44	40.42	68.20	-27.78	peak
4	4495.125	7.24	33.66	54.25	55.60	42.25	68.20	-25.95	peak
5	11100.000	11.73	37.50	53.02	51.33	47.54	74.00	-26.46	peak
6	16650.000	14.09	42.50	52.52	49.07	53.14	68.20	-15.06	peak



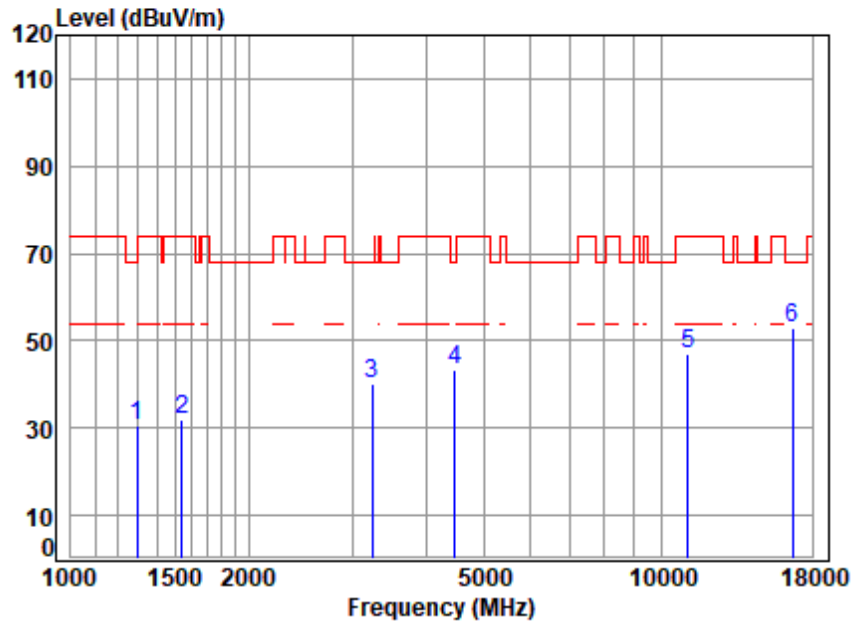
Unless otherwise agreed in writing, this document is issued by the Company subject to its General Conditions of Service printed overleaf available on request or accessible at <https://www.sgs.com/en/Terms-and-Conditions>. Attention is drawn to the limitation of liability indemnification and jurisdiction issues defined therein. Any holder of this document is advised that information contained hereon reflects the Company's findings at the time of its intervention only and within the limits of Client's instructions, if any. The Company's sole responsibility is to its Client and this document does not exonerate parties to a transaction from exercising all their rights and obligations under the transaction documents. This document cannot be reproduced except in full, without prior written approval of the Company. Any unauthorized reproduction or alteration of the content or appearance of this document is unlawful and offenders may be prosecuted to the fullest extent of the law. Unless otherwise stated the results shown in this test report refer only to the sample(s) tested and such sample(s) are retained for 30 days only.

**Attention: To check the authenticity of testing /inspection report & certificate, please contact us at telephone: (86-755) 8307 1443,**

No.1 Workshop, M-10, Middle Section, Science & Technology Park, Nanshan District, Shenzhen, Guangdong, China 518057    t (86-755) 26012053    f (86-755) 26710594    www.sqsgroup.com.cn

中国·广东·深圳市南山区科技园中区M-10栋1号厂房 邮编:518057 t (86-755) 26012053 f (86-755) 26710594 sgs.china@sgs.com

Test Mode: 05; Polarity: Vertical; Modulation:802.11ax(Full RU0); Bandwidth:40MHz; Channel:middle

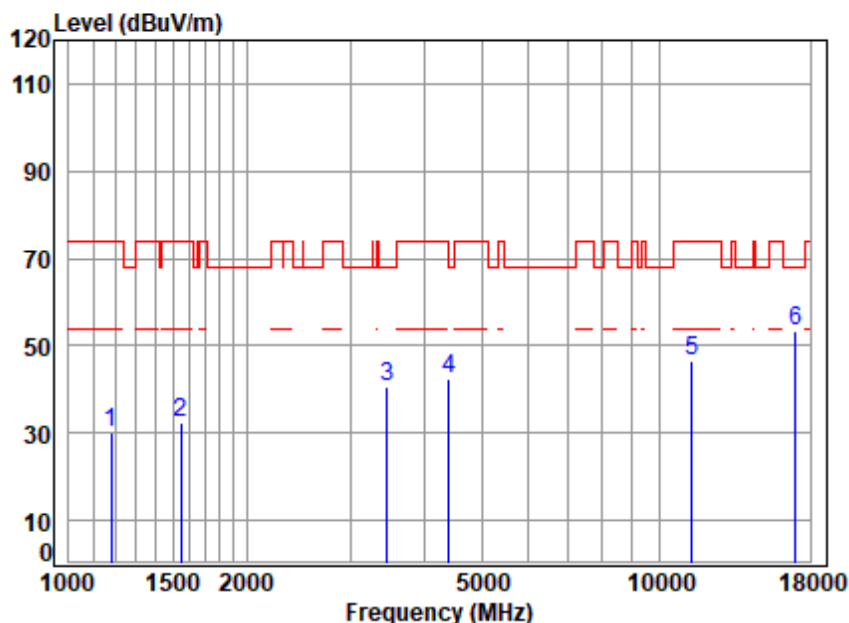


Site : chamber  
Condition: 3m VERTICAL  
Job No : 04576AT/04577AT  
Mode : 5550 TX RSE  
Note : 5G WIFI 11AX40

		Cable	Ant	Preamp	Read	Limit	Over	
	Freq	Loss	Factor	Factor	Level	Level	Line	Limit Remark
	MHz	dB	dB/m	dB	dBuV	dBuV/m	dBuV/m	dB
1	1297.103	3.81	24.82	54.71	56.71	30.63	68.20	-37.57 peak
2	1542.733	4.10	26.97	54.79	55.71	31.99	74.00	-42.01 peak
3	3233.260	6.29	32.37	54.82	56.45	40.29	68.20	-27.91 peak
4	4469.214	7.22	33.97	54.25	56.41	43.35	68.20	-24.85 peak
5	11100.000	11.73	37.50	53.02	50.57	46.78	74.00	-27.22 peak
6	p16650.000	14.09	42.50	52.52	48.78	52.85	68.20	-15.35 peak



Test Mode: 05; Polarity: Horizontal; Modulation:802.11ax(Full RU0); Bandwidth:40MHz; Channel:High



Site : chamber

Condition: 3m HORIZONTAL

Job No : 04576AT/04577AT

Mode : 5670 TX RSE

Note : 5G WIFI 11AX40

	Freq	Cable Loss	Ant Factor	Preamp Factor	Read Level	Level	Limit Line	Over Limit	Remark
	MHz	dB	dB/m	dB	dBuV	dBuV/m	dBuV/m	dB	
1	1179.100	3.65	24.19	54.67	56.86	30.03	74.00	-43.97	peak
2	1547.199	4.11	26.99	54.79	55.86	32.17	74.00	-41.83	peak
3	3455.508	6.48	31.78	54.66	57.18	40.78	68.20	-27.42	peak
4	4405.090	7.14	34.74	54.26	54.79	42.41	68.20	-25.79	peak
5	11340.000	11.86	37.76	53.07	50.20	46.75	74.00	-27.25	peak
6	p17010.000	14.33	43.10	52.89	48.80	53.34	68.20	-14.86	peak



Unless otherwise agreed in writing this document is issued by the Company subject to its General Conditions of Service printed overleaf, available on request or accessible at <https://www.sgs.com/en/Terms-and-Conditions>. Attention is drawn to the limitation of liability, indemnification and jurisdiction issues defined therein. Any holder of this document is advised that information contained hereon reflects the Company's findings at the time of its intervention only and within the limits of Client's instructions, if any. The Company's sole responsibility is to its Client and this document does not exonerate parties to a transaction from exercising all their rights and obligations under the transaction documents. This document cannot be reproduced except in full, without prior written approval of the Company. Any unauthorized reproduction or use of the content or appearance of this document is unlawful and offenders may be prosecuted to the fullest extent of the law. Unless otherwise stated the results shown in this test report refer only to the sample(s) tested and such sample(s) are retained for 30 days only.

Attention: To check the authenticity of testing /inspection report & certificate, please contact us at telephone: (86-755) 8307 1443, or email: CN\_Deecheck@fox.com

No. 1 Workshop, M-10, Middle Section, Science & Technology Park, Nanshan District, Shenzhen, Guangdong, China 518057 t (86-755) 26012053 f (86-755) 26710594 www.sgsgroup.com.cn  
中国·广东·深圳市南山区科技园中区M-10栋1号厂房 邮编: 518057 t (86-755) 26012053 f (86-755) 26710594 sgs.china@sgs.com

Member of the SGS Group (SGS SA)

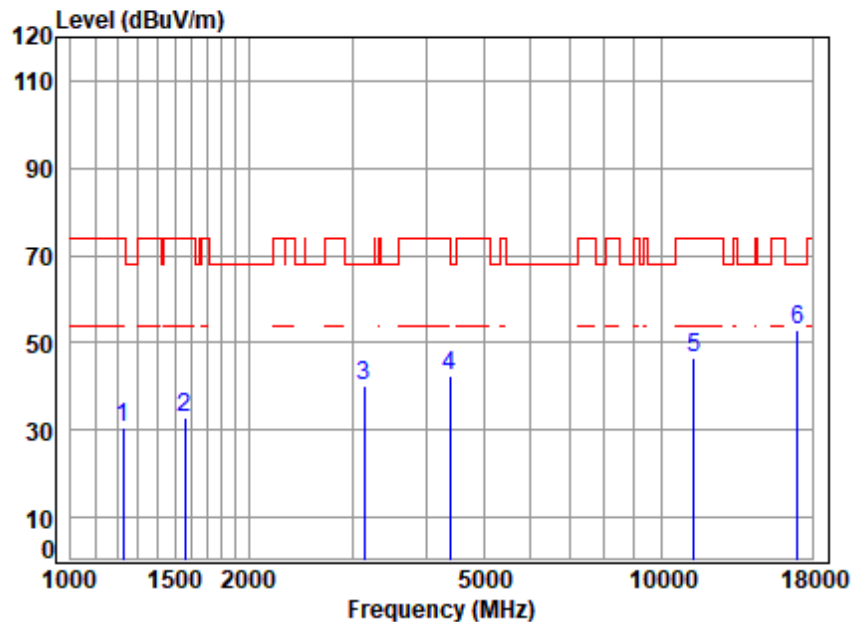
## SGS-CSTC Standards Technical Services Co., Ltd. Shenzhen Branch

SZEMC-TRF-01 Rev. A/1

Report No.: SZCR241200457604

Page: 112 of 806

Test Mode: 05; Polarity: Vertical; Modulation:802.11ax(Full RU0); Bandwidth:40MHz; Channel:High



Site : chamber

Condition: 3m VERTICAL

Job No : 04576AT/04577AT

Mode : 5670 TX RSE

Note : 5G WIFI 11AX40

	Freq	Cable Loss	Ant Factor	Preamp Factor	Read Level	Level	Limit Line	Over Limit	Remark
	MHz	dB	dB/m	dB	dBuV	dBuV/m	dBuV/m	dB	
1	1227.791	3.72	24.79	54.69	56.95	30.77	74.00	-43.23	peak
2	1560.673	4.13	26.96	54.79	56.67	32.97	74.00	-41.03	peak
3	3141.145	6.20	32.34	54.89	56.28	39.93	68.20	-28.27	peak
4	4379.699	7.11	34.64	54.26	54.89	42.38	74.00	-31.62	peak
5	11340.000	11.86	37.76	53.07	49.85	46.40	74.00	-27.60	peak
6	17010.000	14.33	43.10	52.89	48.28	52.82	68.20	-15.38	peak



Unless otherwise agreed in writing this document is issued by the Company subject to its General Conditions of Service printed overleaf available on request or accessible at <https://www.sgs.com/en/Terms-and-Conditions>. Attention is drawn to the limitation of liability indemnification and jurisdiction issues defined therein. Any holder of this document is advised that information contained hereon reflects the Company's findings at the time of its intervention only and within the limits of Client's instructions, if any. The Company's sole responsibility is to its Client and this document does not exonerate parties to a transaction from exercising all their rights and obligations under the transaction documents. This document cannot be reproduced except in full, without prior written approval of the Company. Any unauthorized reproduction or alteration of the content or appearance of this document is unlawful and offenders may be prosecuted to the fullest extent of the law. Unless otherwise stated the results shown in this test report refer only to the sample(s) tested and such sample(s) are retained for 30 days only.

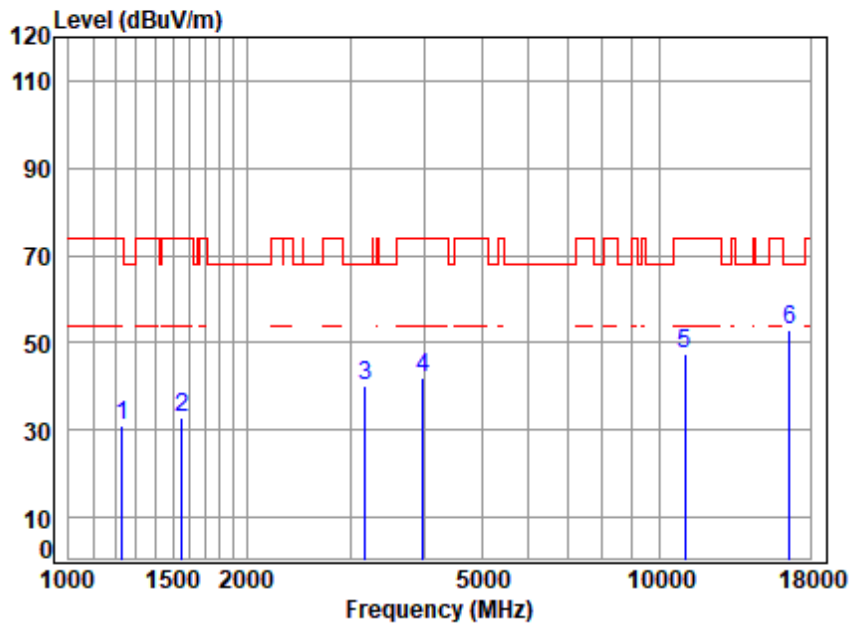
**Attention: To check the authenticity of testing /inspection report & certificate, please contact us at telephone: (86-755) 8307 1443,**

No. 1 Workshop, M-10, Middle Section, Science & Technology Park, Nanshan District, Shenzhen, Guangdong, China 518057    t (86-755) 26012053    f (86-755) 26710594    www.sqsgroup.com.cn

中国·广东·深圳市南山区科技园中区M-10栋1号厂房 邮编:518057 t (86-755) 26012053 f (86-755) 26710594 sgs.china@sgs.com



Test Mode: 05; Polarity: Horizontal; Modulation: 802.11ax(Full RU0); Bandwidth: 80MHz; Channel: Low



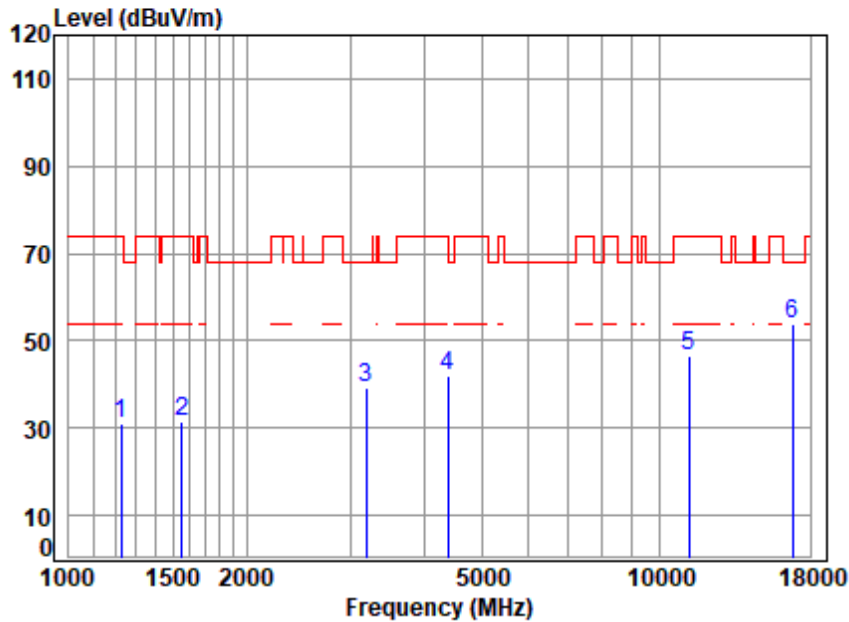
Site : chamber  
Condition: 3m HORIZONTAL  
Job No : 04576AT/04577AT  
Mode : 5530 TX RSE  
Note : 5G WIFI 11AX80

		Cable	Ant	Preamp	Read	Limit	Over	
	Freq	Loss	Factor	Factor	Level	Level	Line	Limit Remark
	MHz	dB	dB/m	dB	dBuV	dBuV/m	dBuV/m	dB
1	1231.345	3.72	24.84	54.69	57.12	30.99	74.00	-43.01 peak
2	1556.169	4.12	26.98	54.79	56.55	32.86	74.00	-41.14 peak
3	3177.672	6.24	32.72	54.86	56.10	40.20	68.20	-28.00 peak
4	3981.257	6.65	33.19	54.31	56.49	42.02	74.00	-31.98 peak
5	11060.000	11.71	37.50	53.01	51.37	47.57	74.00	-26.43 peak
6	p16590.000	14.05	42.28	52.46	49.23	53.10	68.20	-15.10 peak





Test Mode: 05; Polarity: Horizontal; Modulation:802.11ax(Full RU0); Bandwidth:80MHz; Channel:High



Site : chamber  
Condition: 3m HORIZONTAL  
Job No : 04576AT/04577AT  
Mode : 5610 TX RSE  
Note : 5G WIFI 11AX80

		Cable	Ant	Preamp	Read	Limit	Over	
	Freq	Loss	Factor	Factor	Level	Level	Line	Limit Remark
	MHz	dB	dB/m	dB	dBuV	dBuV/m	dBuV/m	dB
1	1227.791	3.72	24.79	54.69	57.27	31.09	74.00	-42.91 peak
2	1551.677	4.12	26.99	54.79	55.23	31.55	74.00	-42.45 peak
3	3186.869	6.25	32.79	54.85	55.18	39.37	68.20	-28.83 peak
4	4392.376	7.13	34.74	54.26	54.43	42.04	74.00	-31.96 peak
5	11220.000	11.80	37.72	53.05	50.19	46.66	74.00	-27.34 peak
6	p16830.000	14.21	42.99	52.72	49.49	53.97	68.20	-14.23 peak



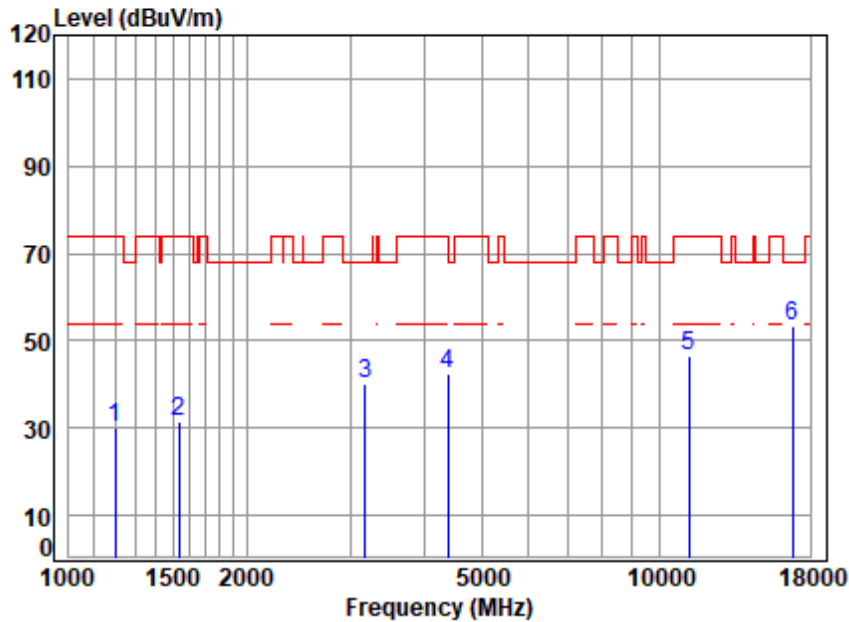
## SGS-CSTC Standards Technical Services Co., Ltd. Shenzhen Branch

SZEMC-TRF-01 Rev. A/1

Report No.: SZCR241200457604

Page: 116 of 806

Test Mode: 05; Polarity: Vertical; Modulation:802.11ax(Full RU0); Bandwidth:80MHz; Channel:High



Site : chamber

Condition: 3m VERTICAL

Job No : 04576AT/04577AT

Mode : 5610 TX RSE

Note : 5G WIFI 11AX80

	Cable	Ant	Preamp	Read	Limit	Over	
Freq	Loss	Factor	Factor	Level	Level	Line	Limit Remark
MHz	dB	dB/m	dB	dBuV	dBuV/m	dBuV/m	dB
1	1196.264	3.68	24.36	54.68	56.86	30.22	74.00 -43.78 peak
2	1538.281	4.10	26.95	54.79	55.28	31.54	74.00 -42.46 peak
3	3177.672	6.24	32.72	54.86	56.04	40.14	68.20 -28.06 peak
4	4379.699	7.11	34.64	54.26	54.86	42.35	74.00 -31.65 peak
5	11220.000	11.80	37.72	53.05	49.94	46.41	74.00 -27.59 peak
6	p16830.000	14.21	42.99	52.72	49.07	53.55	68.20 -14.65 peak



SGS-CSTC Standards Technical Services Co., Ltd.  
Shenzhen Branch Inspection & Testing Laboratory

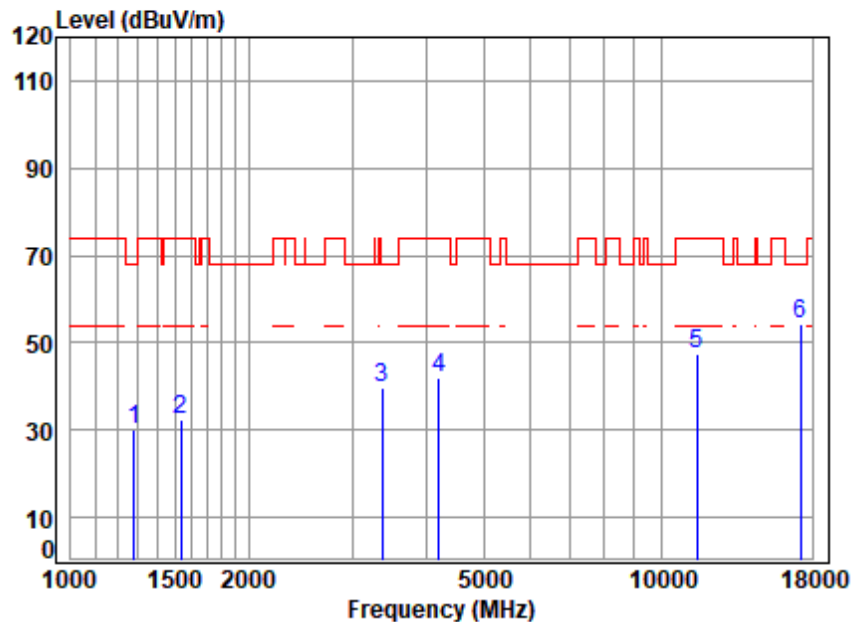
Unless otherwise agreed in writing, this document is issued by the Company subject to its General Conditions of Service printed overleaf, available on request or accessible at <https://www.sgs.com/en/Terms-and-Conditions>. Attention is drawn to the limitation of liability, indemnification and jurisdiction issues defined therein. Any holder of this document is advised that information contained hereon reflects the Company's findings at the time of its intervention only and within the limits of Client's instructions, if any. The Company's sole responsibility is to its Client and this document does not exonerate parties to a transaction from exercising all their rights and obligations under the transaction documents. This document cannot be reproduced except in full, without prior written approval of the Company. Any unauthorized alteration, forgery or falsification of the content or appearance of this document is unlawful and offenders may be prosecuted to the fullest extent of the law. Unless otherwise stated the results shown in this test report refer only to the sample(s) tested and such sample(s) are retained for 30 days only.

Attention: To check the authenticity of testing /inspection report & certificate, please contact us at telephone: (86-755) 8307 1443, or email: [CN.Doccheck@sgs.com](mailto:CN.Doccheck@sgs.com)

No.1 Workshop, M-10, Middle Section, Science & Technology Park, Nanshan District, Shenzhen, Guangdong, China 518057 t (86-755) 26012053 f (86-755) 26710594 www.sgs.com.cn  
中国·广东·深圳市南山区科技园中区M-10栋1号厂房 邮编: 518057 t (86-755) 26012053 f (86-755) 26710594 sgs.china@sgs.com



Test Mode: 06; Polarity: Horizontal; Modulation:802.11a; Bandwidth:20MHz; Channel:Low



Site : chamber

Condition: 3m HORIZONTAL

Job No : 04576AT/04577AT

Mode : 5745 TX RSE

Note : 5G WIFI 11A

	Freq	Cable Loss	Ant Factor	Preamp Factor	Read Level	Level	Limit Line	Over Limit	Remark
	MHz	dB	dB/m	dB	dBuV	dBuV/m	dBuV/m	dB	
1	1282.193	3.79	24.91	54.71	56.27	30.26	68.20	-37.94	peak
2	1533.841	4.09	26.94	54.79	55.97	32.21	74.00	-41.79	peak
3	3366.778	6.41	32.20	54.72	56.02	39.91	68.20	-28.29	peak
4	4206.011	6.91	33.80	54.28	55.60	42.03	74.00	-31.97	peak
5	11490.000	11.94	37.79	53.10	50.83	47.46	74.00	-26.54	peak
6	p17235.000	14.59	43.03	52.78	49.57	54.41	68.20	-13.79	peak

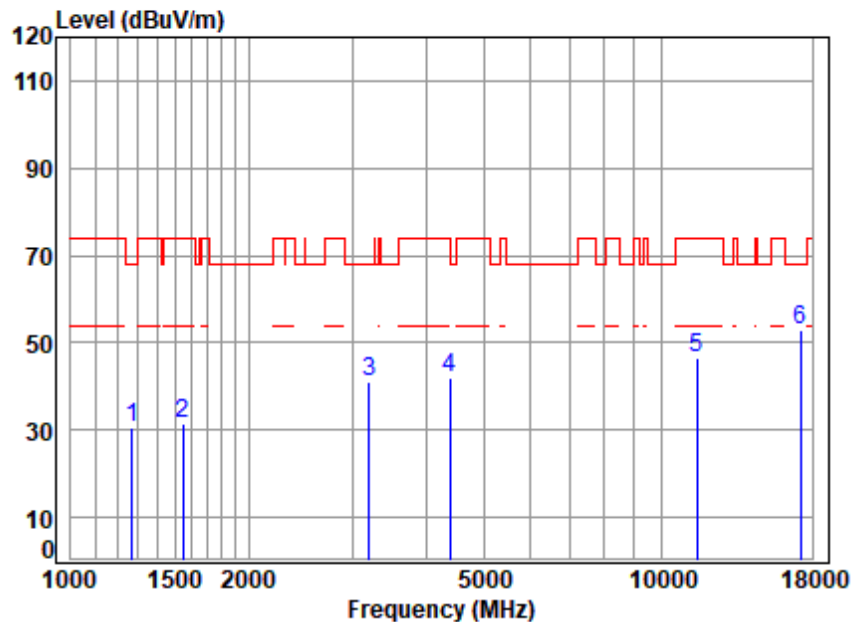


Unless otherwise agreed in writing this document is issued by the Company subject to its General Conditions of Service printed overleaf available on request or accessible at <https://www.sgs.com/en/Terms-and-Conditions>. Attention is drawn to the limitation of liability indemnification and jurisdiction issues defined therein. Any holder of this document is advised that information contained hereon reflects the Company's findings at the time of its intervention only and within the limits of Client's instructions, if any. The Company's sole responsibility is to its Client and this document does not exonerate parties to a transaction from exercising all their rights and obligations under the transaction documents. This document cannot be reproduced except in full, without prior written approval of the Company. Any unauthorized reproduction or alteration of the content or appearance of this document is unlawful and offenders may be prosecuted to the fullest extent of the law. Unless otherwise stated the results shown in this test report refer only to the sample(s) tested and such sample(s) are retained for 30 days only.

**Attention: To check the authenticity of testing /inspection report & certificate, please contact us at telephone: (86-755) 8307 1443,**

No. 1 Workshop, M-10, Middle Science, Science & Technology Park, Nanshan District, Shenzhen, Guangdong, China 518057 t (86-755) 26012053 f (86-755) 26710594 www.sgsgroup.com.cn  
中国·广东·深圳市南山区科技园中区M-10栋1号厂房 邮编: 518057 t (86-755) 26012053 f (86-755) 26710594 sgsg.china@sgs.com

Test Mode: 06; Polarity: Vertical; Modulation:802.11a; Bandwidth:20MHz; Channel:Low

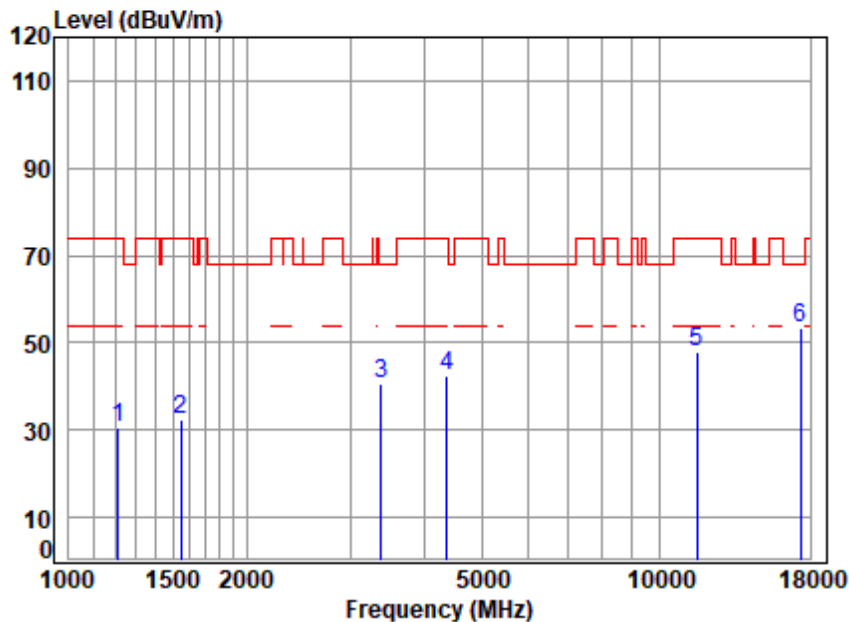


Site : chamber  
Condition: 3m VERTICAL  
Job No : 04576AT/04577AT  
Mode : 5745 TX RSE  
Note : 5G WIFI 11A

	Cable	Ant	Preamp	Read	Limit	Over	
Freq	Loss	Factor	Factor	Level	Level	Line	Limit
MHz	dB	dB/m	dB	dBuV	dBuV/m	dBuV/m	dB
1	1271.123	3.77	24.97	54.70	56.43	30.47	68.20
2	1547.199	4.11	26.99	54.79	55.35	31.66	74.00
3	3205.345	6.26	32.81	54.84	56.62	40.85	68.20
4	4392.376	7.13	34.74	54.26	54.28	41.89	74.00
5	11490.000	11.94	37.79	53.10	49.72	46.35	74.00
6	p17235.000	14.59	43.03	52.78	48.24	53.08	68.20



Test Mode: 06; Polarity: Horizontal; Modulation:802.11a; Bandwidth:20MHz; Channel:middle

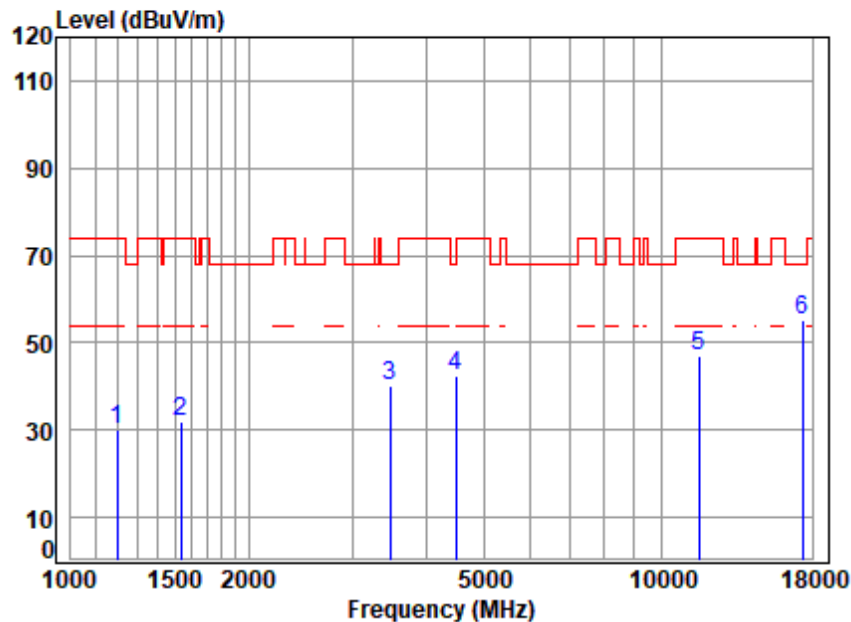


Site : chamber  
Condition: 3m HORIZONTAL  
Job No : 04576AT/04577AT  
Mode : 5785 TX RSE  
Note : 5G WIFI 11A

		Cable	Ant	Preamp	Read	Limit	Over	
	Freq	Loss	Factor	Factor	Level	Level	Line	Limit Remark
	MHz	dB	dB/m	dB	dBuV	dBuV/m	dBuV/m	dB
1	1213.677	3.70	24.59	54.68	56.90	30.51	74.00	-43.49 peak
2	1547.199	4.11	26.99	54.79	55.96	32.27	74.00	-41.73 peak
3	3376.523	6.42	32.26	54.71	56.41	40.38	68.20	-27.82 peak
4	4367.058	7.10	34.54	54.26	54.99	42.37	74.00	-31.63 peak
5	11570.000	11.95	37.73	53.12	51.13	47.69	74.00	-26.31 peak
6	p17355.000	14.73	43.26	52.72	48.30	53.57	68.20	-14.63 peak



Test Mode: 06; Polarity: Vertical; Modulation:802.11a; Bandwidth:20MHz; Channel:middle



Site : chamber

Condition: 3m VERTICAL

Job No : 04576AT/04577AT

Mode : 5785 TX RSE

Note : 5G WIFI 11A

	Freq	Cable Loss	Ant Factor	Preamp Factor	Read Level	Level	Limit Line	Over Limit	Remark
	MHz	dB	dB/m	dB	dBuV	dBuV/m	dBuV/m	dB	
1	1199.726	3.68	24.40	54.68	56.67	30.07	74.00	-43.93	peak
2	1538.281	4.10	26.95	54.79	55.89	32.15	74.00	-41.85	peak
3	3475.541	6.50	31.70	54.64	56.71	40.27	68.20	-27.93	peak
4	4495.125	7.24	33.66	54.25	55.99	42.64	68.20	-25.56	peak
5	11570.000	11.95	37.73	53.12	50.29	46.85	74.00	-27.15	peak
6	17355.000	14.73	43.26	52.72	50.04	55.31	68.20	-12.89	peak



Unless otherwise agreed in writing, this document is issued by the Company subject to its General Conditions of Service printed overleaf available on request or accessible at <https://www.sgs.com/en/Terms-and-Conditions>. Attention is drawn to the limitation of liability indemnification and jurisdiction issues defined therein. Any holder of this document is advised that information contained hereon reflects the Company's findings at the time of its intervention only and within the limits of Client's instructions, if any. The Company's sole responsibility is to its Client and this document does not exonerate parties to a transaction from exercising all their rights and obligations under the transaction documents. This document cannot be reproduced except in full, without prior written approval of the Company. Any unauthorized reproduction or alteration of the content or appearance of this document is unlawful and offenders may be prosecuted to the fullest extent of the law. Unless otherwise stated the results shown in this test report refer only to the sample(s) tested and such sample(s) are retained for 30 days only.

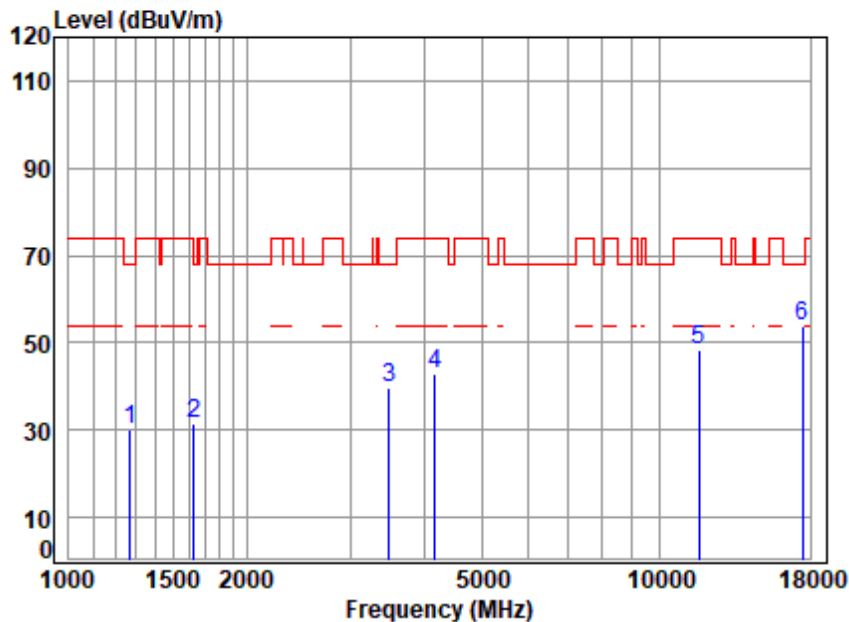
**Attention: To check the authenticity of testing /inspection report & certificate, please contact us at telephone: (86-755) 8307 1443,**

No.1 Workshop, M-10, Middle Science, Science & Technology Park, Nanshan District, Shenzhen, Guangdong, China 518057 t (86-755) 26012053 f (86-755) 26710594 www.sgsgroup.com.cn  
中国·广东·深圳市南山区科技园中区M-10栋1号厂房 邮编: 518057 t (86-755) 26012053 f (86-755) 26710594 sgsc.china@sgs.com





Test Mode: 06; Polarity: Vertical; Modulation:802.11a; Bandwidth:20MHz; Channel:High



Site : chamber

Condition: 3m VERTICAL

Job No : 04576AT/04577AT

Mode : 5825 TX RSE

Note : 5G WIFI 11A

	Freq	Cable Loss	Ant Factor	Preamp Factor	Read Level	Level	Limit Line	Over Limit	Remark
	MHz	dB	dB/m	dB	dBuV	dBuV/m	dBuV/m	dB	
1	1271.123	3.77	24.97	54.70	55.85	29.89	68.20	-38.31	peak
2	1629.825	4.23	26.50	54.81	55.47	31.39	68.20	-36.81	peak
3	3485.601	6.51	31.66	54.63	56.37	39.91	68.20	-28.29	peak
4	4169.698	6.86	33.80	54.28	56.36	42.74	74.00	-31.26	peak
5	11650.000	11.95	37.80	53.13	51.80	48.42	74.00	-25.58	peak
6	17475.000	14.86	43.40	52.66	48.37	53.97	68.20	-14.23	peak



Unless otherwise agreed in writing, this document is issued by the Company subject to its General Conditions of Service printed overleaf, available on request or accessible at <https://www.sgs.com/en/Terms-and-Conditions>. Attention is drawn to the limitation of liability, indemnification and jurisdiction issues defined therein. Any holder of this document is advised that information contained hereon reflects the Company's findings at the time of its intervention only and within the limits of Client's instructions, if any. The Company's sole responsibility is to its Client and this document does not exonerate parties to a transaction from exercising all their rights and obligations under the transaction documents. This document cannot be reproduced except in full, without prior written approval of the Company. Any unauthorized alteration, forgery or falsification of the content or appearance of this document is unlawful and offenders may be prosecuted to the fullest extent of the law. Unless otherwise stated the results shown in this test report refer only to the sample(s) tested and such sample(s) are retained for 30 days only.

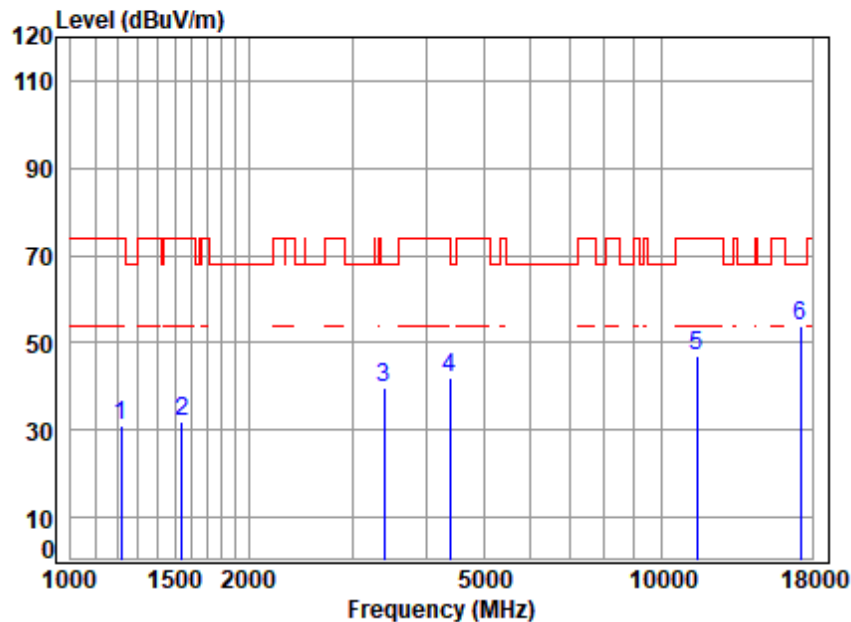
**Sample(s) for testing/inspection report & certificate: please contact us at telephone: (+6-755) 8307 1444**

sample(s) are retained for 30 days only.

**Attention: To check the authenticity of testing /inspection report & certificate, please contact us at telephone: (86-755) 8307 1443, or email: [CN.Doccheck@sgs.com](mailto:CN.Doccheck@sgs.com).**

No. 1 Workshop, M-10, Middle Section, Science & Technology Park, Nanshan District, Shenzhen, Guangdong, China 518057 t (86-755) 26012053 f (86-755) 26710594 [www.sgs.com](http://www.sgs.com)  
中国·广东·深圳市南山区科技园中区M-10栋1号厂房 邮编: 518057 t (86-755) 26012053 f (86-755) 26710594 [sgs.china@sgs.com](mailto:sgs.china@sgs.com)

Test Mode: 06; Polarity: Horizontal; Modulation:802.11n; Bandwidth:20MHz; Channel:Low

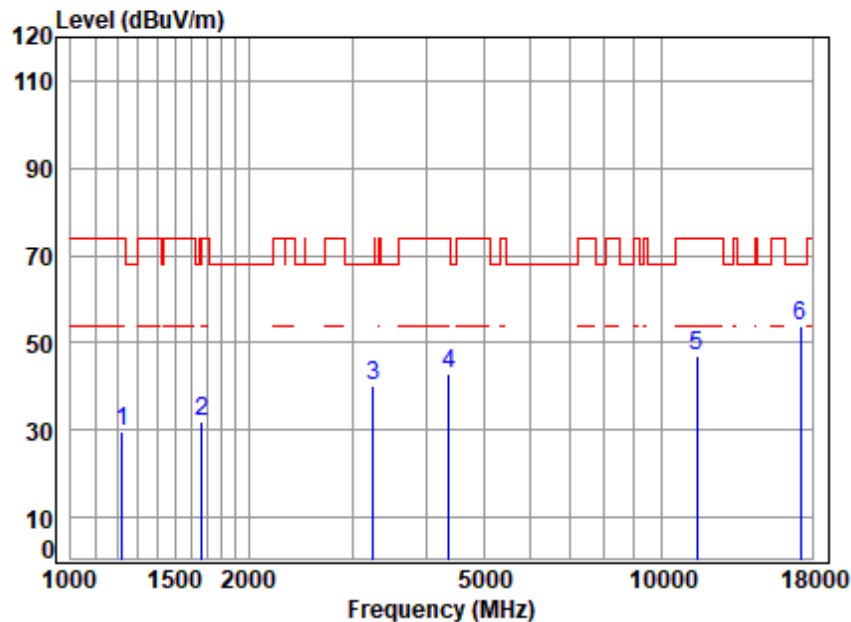


Site : chamber  
Condition: 3m HORIZONTAL  
Job No : 04576AT/04577AT  
Mode : 5745 TX RSE  
Note : 5G WIFI 11N20

	Cable	Ant	Preamp	Read	Limit	Over	
Freq	Loss	Factor	Factor	Level	Level	Line	Limit
MHz	dB	dB/m	dB	dBuV	dBuV/m	dBuV/m	dB
1	1217.190	3.71	24.64	54.69	57.21	30.87	74.00
2	1542.733	4.10	26.97	54.79	55.75	32.03	74.00
3	3396.098	6.43	32.38	54.70	55.52	39.63	68.20
4	4379.699	7.11	34.64	54.26	54.42	41.91	74.00
5	11490.000	11.94	37.79	53.10	50.54	47.17	74.00
6	p17235.000	14.59	43.03	52.78	49.02	53.86	68.20



Test Mode: 06; Polarity: Vertical; Modulation:802.11n; Bandwidth:20MHz; Channel:Low



Site : chamber  
Condition: 3m VERTICAL  
Job No : 04576AT/04577AT  
Mode : 5745 TX RSE  
Note : 5G WIFI 11N20

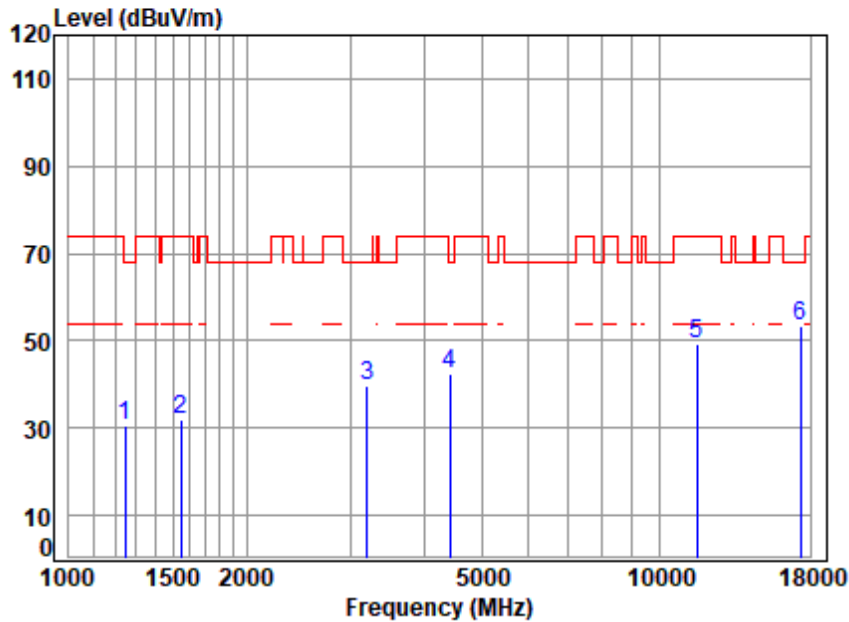
	Cable	Ant	Preamp	Read	Limit	Over	
Freq	Loss	Factor	Factor	Level	Level	Line	Limit
MHz	dB	dB/m	dB	dBuV	dBuV/m	dBuV/m	dB
1	1224.247	3.71	24.74	54.69	56.00	29.76	74.00
2	1667.951	4.28	26.26	54.82	56.20	31.92	74.00
3	3252.005	6.31	32.06	54.80	56.46	40.03	68.20
4	4367.058	7.10	34.54	54.26	55.64	43.02	74.00
5	11490.000	11.94	37.79	53.10	50.25	46.88	74.00
6	p17235.000	14.59	43.03	52.78	49.08	53.92	68.20







Test Mode: 06; Polarity: Vertical; Modulation:802.11n; Bandwidth:20MHz; Channel:middle



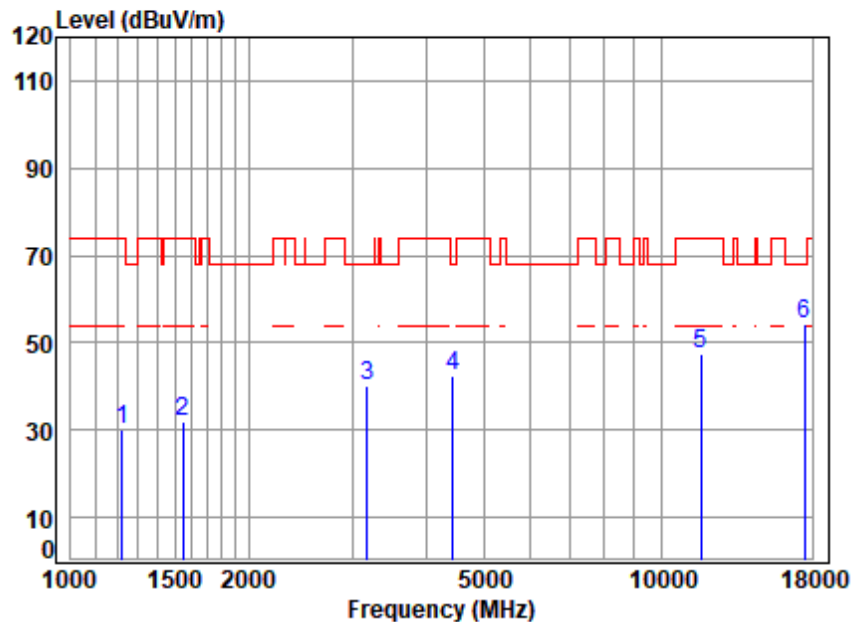
Site : chamber  
Condition: 3m VERTICAL  
Job No : 04576AT/04577AT  
Mode : 5785 TX RSE  
Note : 5G WIFI 11N20

		Cable	Ant	Preamp	Read	Limit	Over	
	Freq	Loss	Factor	Factor	Level	Level	Line	Limit Remark
	MHz	dB	dB/m	dB	dBuV	dBuV/m	dBuV/m	dB
1	1245.663	3.74	25.04	54.70	56.39	30.47	68.20	-37.73 peak
2	1547.199	4.11	26.99	54.79	55.61	31.92	74.00	-42.08 peak
3	3205.345	6.26	32.81	54.84	55.49	39.72	68.20	-28.48 peak
4	4417.841	7.16	34.59	54.26	54.89	42.38	68.20	-25.82 peak
5	11570.000	11.95	37.73	53.12	52.73	49.29	74.00	-24.71 peak
6	p17355.000	14.73	43.26	52.72	48.21	53.48	68.20	-14.72 peak





Test Mode: 06; Polarity: Vertical; Modulation:802.11n; Bandwidth:20MHz; Channel:High



```
Site      : chamber
Condition: 3m VERTICAL
Job No    : 04576AT/04577AT
Mode      : 5825 TX RSE
Note      : 5G WIFI 11N20
```

	Freq	Cable Loss	Ant Factor	Preamp Factor	Read Level	Level	Limit Line	Over Limit	Remark
	MHz	dB	dB/m	dB	dBuV	dBuV/m	dBuV/m	dB	
1	1220.714	3.71	24.69	54.69	56.54	30.25	74.00	-43.75	peak
2	1547.199	4.11	26.99	54.79	55.86	32.17	74.00	-41.83	peak
3	3177.672	6.24	32.72	54.86	56.27	40.37	68.20	-27.83	peak
4	4443.453	7.19	34.28	54.25	55.32	42.54	68.20	-25.66	peak
5	11650.000	11.95	37.80	53.13	50.65	47.27	74.00	-26.73	peak
6	17475.000	14.86	43.40	52.66	48.67	54.27	68.20	-13.93	peak



Unless otherwise agreed in writing, this document is issued by the Company subject to its General Conditions of Service printed overleaf, available on request or accessible at <https://www.sgs.com/en/Terms-and-Conditions>. Attention is drawn to the limitation of liability, indemnification and jurisdiction issues defined therein. Any holder of this document is advised that information contained hereon reflects the Company's findings at the time of its intervention only and within the limits of Client's instructions, if any. The Company's sole responsibility is to its Client and this document does not exonerate parties to a transaction from exercising all their rights and obligations under the transaction documents. This document cannot be reproduced except in full, without prior written approval of the Company. Any unauthorized alteration, forgery or falsification of the content or appearance of this document is unlawful and offenders may be prosecuted to the fullest extent of the law. Unless otherwise stated the results shown in this test report refer only to the sample(s) tested and such sample(s) are retained for 30 days only.

**Sample(s) for testing/inspection report & certificate: please contact us at telephone: (+6-755) 8307 1444**

sample(s) are retained for 30 days only.

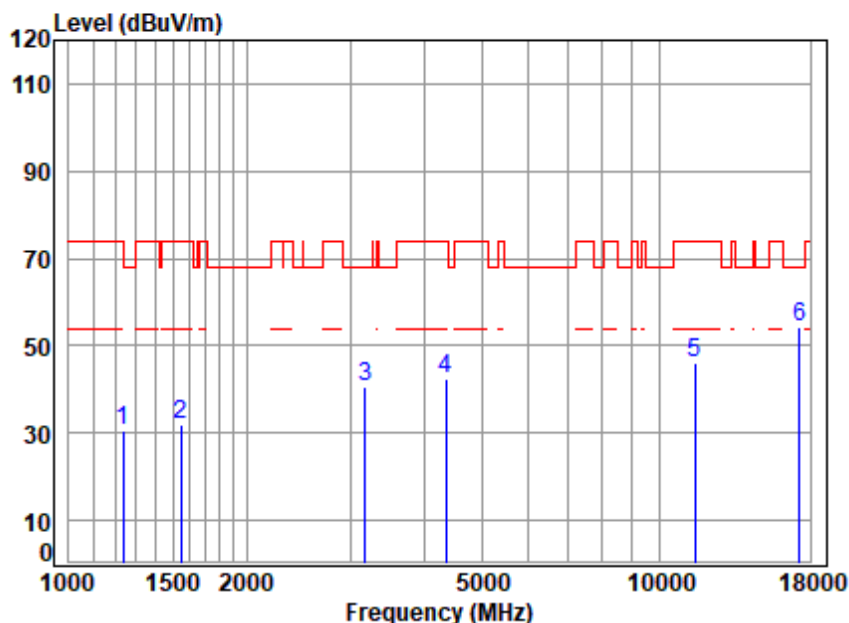
**Attention: To check the authenticity of testing /inspection report & certificate, please contact us at telephone: (86-755) 8307 1443, or email: [CN.Doccheck@sgs.com](mailto:CN.Doccheck@sgs.com).**

No. 1 Workshop, M-10, Middle Section, Science & Technology Park, Nanshan District, Shenzhen, Guangdong, China 518057 t (86-755) 26012053 f (86-755) 26710594 [www.sgs.com](http://www.sgs.com)  
中国·广东·深圳市南山区科技园中区M-10栋1号厂房 邮编: 518057 t (86-755) 26012053 f (86-755) 26710594 [sgs.china@sgs.com](mailto:sgs.china@sgs.com)





Test Mode: 06; Polarity: Vertical; Modulation:802.11n; Bandwidth:40MHz; Channel:Low



Site : chamber

Condition: 3m VERTICAL

Job No : 04576AT/04577AT

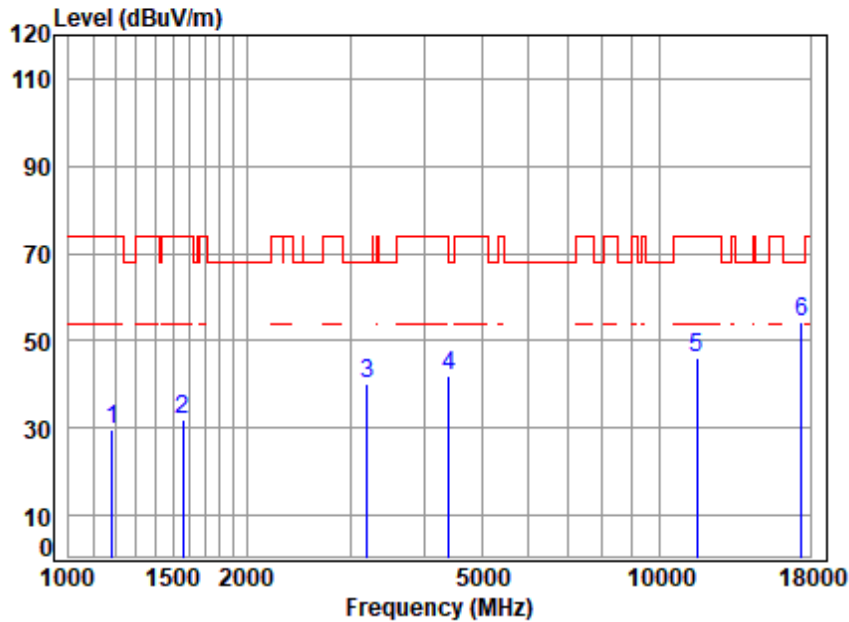
Mode : 5755 TX RSE

Note : 5G WIFI 11N40

		Cable	Ant	Preamp	Read	Limit	Over	
	Freq	Loss	Factor	Factor	Level	Level	Line	Limit Remark
	MHz	dB	dB/m	dB	dBuV	dBuV/m	dBuV/m	dB
1	1234.909	3.73	24.89	54.69	56.70	30.63	74.00	-43.37 peak
2	1547.199	4.11	26.99	54.79	55.41	31.72	74.00	-42.28 peak
3	3177.672	6.24	32.72	54.86	56.54	40.64	68.20	-27.56 peak
4	4354.454	7.08	34.44	54.26	54.96	42.22	74.00	-31.78 peak
5	11510.000	11.95	37.79	53.10	49.55	46.19	74.00	-27.81 peak
6	p17265.000	14.62	43.06	52.76	49.29	54.21	68.20	-13.99 peak



Test Mode: 06; Polarity: Horizontal; Modulation: 802.11n; Bandwidth: 40MHz; Channel: High



Site : chamber

Condition: 3m HORIZONTAL

Job No : 04576AT/04577AT

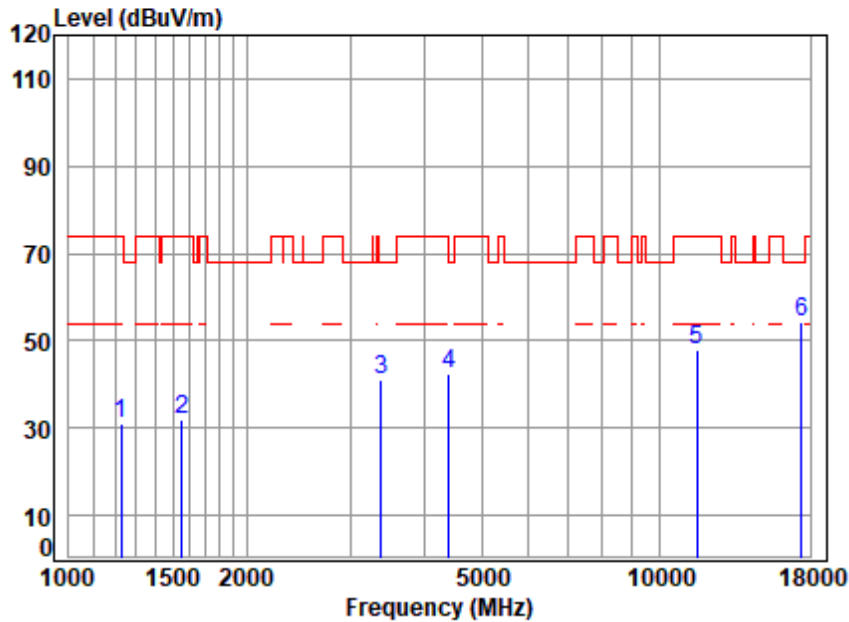
Mode : 5795 TX RSE

Note : 5G WIFI 11N40

		Cable	Ant	Preamp	Read	Limit	Over	
	Freq	Loss	Factor	Factor	Level	Level	Line	Limit Remark
	MHz	dB	dB/m	dB	dBuV	dBuV/m	dBuV/m	dB
1	1185.936	3.66	24.26	54.67	56.43	29.68	74.00	-44.32 peak
2	1560.673	4.13	26.96	54.79	55.53	31.83	74.00	-42.17 peak
3	3196.094	6.25	32.87	54.85	55.77	40.04	68.20	-28.16 peak
4	4405.090	7.14	34.74	54.26	54.39	42.01	68.20	-26.19 peak
5	11590.000	11.95	37.71	53.12	49.66	46.20	74.00	-27.80 peak
6	p17385.000	14.76	43.35	52.70	48.75	54.16	68.20	-14.04 peak



Test Mode: 06; Polarity: Vertical; Modulation:802.11n; Bandwidth:40MHz; Channel:High



Site : chamber

Condition: 3m VERTICAL

Job No : 04576AT/04577AT

Mode : 5795 TX RSE

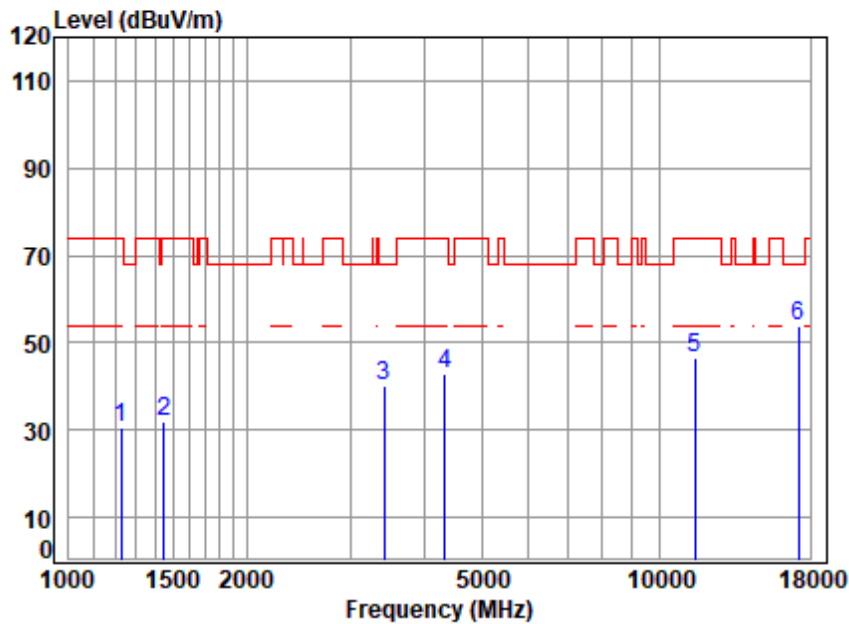
Note : 5G WIFI 11N40

		Cable	Ant	Preamp	Read	Limit	Over	
	Freq	Loss	Factor	Factor	Level	Level	Line	Limit Remark
	MHz	dB	dB/m	dB	dBuV	dBuV/m	dBuV/m	dB
1	1227.791	3.72	24.79	54.69	57.38	31.20	74.00	-42.80 peak
2	1556.169	4.12	26.98	54.79	55.46	31.77	74.00	-42.23 peak
3	3386.297	6.42	32.32	54.71	57.00	41.03	68.20	-27.17 peak
4	4405.090	7.14	34.74	54.26	54.76	42.38	68.20	-25.82 peak
5	11590.000	11.95	37.71	53.12	51.35	47.89	74.00	-26.11 peak
6	p17385.000	14.76	43.35	52.70	48.68	54.09	68.20	-14.11 peak





Test Mode: 06; Polarity: Horizontal; Modulation: 802.11ax(Full RU0); Bandwidth: 20MHz; Channel: Low

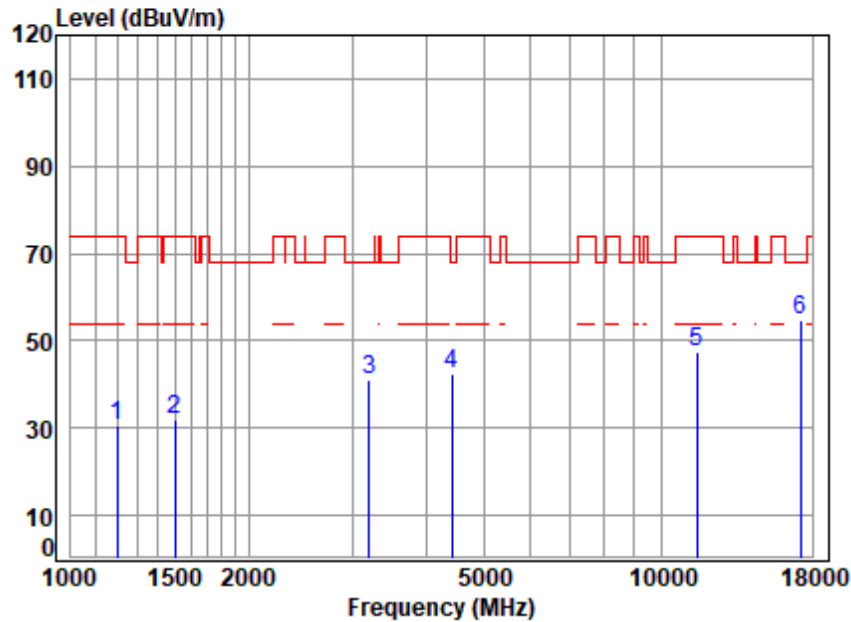


Site : chamber  
Condition: 3m HORIZONTAL  
Job No : 04576AT/04577AT  
Mode : 5745 TX RSE  
Note : 5G WIFI 11AX20

		Cable	Ant	Preamp	Read	Limit	Over	
	Freq	Loss	Factor	Factor	Level	Level	Line	Limit Remark
	MHz	dB	dB/m	dB	dBuV	dBuV/m	dBuV/m	dB
1	1227.791	3.72	24.79	54.69	56.54	30.36	74.00	-43.64 peak
2	1451.878	3.99	25.45	54.76	57.31	31.99	74.00	-42.01 peak
3	3415.787	6.45	32.21	54.68	56.22	40.20	68.20	-28.00 peak
4	4341.886	7.07	34.34	54.26	55.76	42.91	74.00	-31.09 peak
5	11490.000	11.94	37.79	53.10	49.89	46.52	74.00	-27.48 peak
6	p17235.000	14.59	43.03	52.78	48.93	53.77	68.20	-14.43 peak



Test Mode: 06; Polarity: Vertical; Modulation: 802.11ax(Full RU0); Bandwidth: 20MHz; Channel: Low

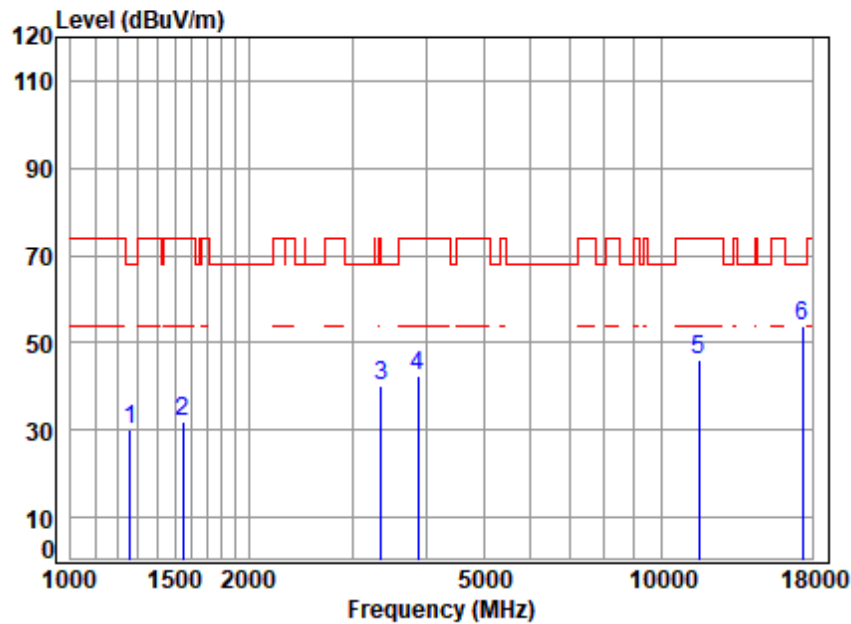


Site : chamber  
Condition: 3m VERTICAL  
Job No : 04576AT/04577AT  
Mode : 5745 TX RSE  
Note : 5G WIFI 11AX20

	Cable	Ant	Preamp	Read		Limit	Over	
Freq	Loss	Factor	Factor	Level	Level	Line	Limit	Remark
MHz	dB	dB/m	dB	dBuV	dBuV/m	dBuV/m	dB	
1	1196.264	3.68	24.36	54.68	57.29	30.65	74.00	-43.35 peak
2	1498.781	4.04	26.77	54.78	55.76	31.79	74.00	-42.21 peak
3	3205.345	6.26	32.81	54.84	56.80	41.03	68.20	-27.17 peak
4	4417.841	7.16	34.59	54.26	54.83	42.32	68.20	-25.88 peak
5	11490.000	11.94	37.79	53.10	50.75	47.38	74.00	-26.62 peak
6	p17235.000	14.59	43.03	52.78	50.08	54.92	68.20	-13.28 peak



Test Mode: 06; Polarity: Horizontal; Modulation:802.11ax(Full RU0); Bandwidth:20MHz; Channel:middle

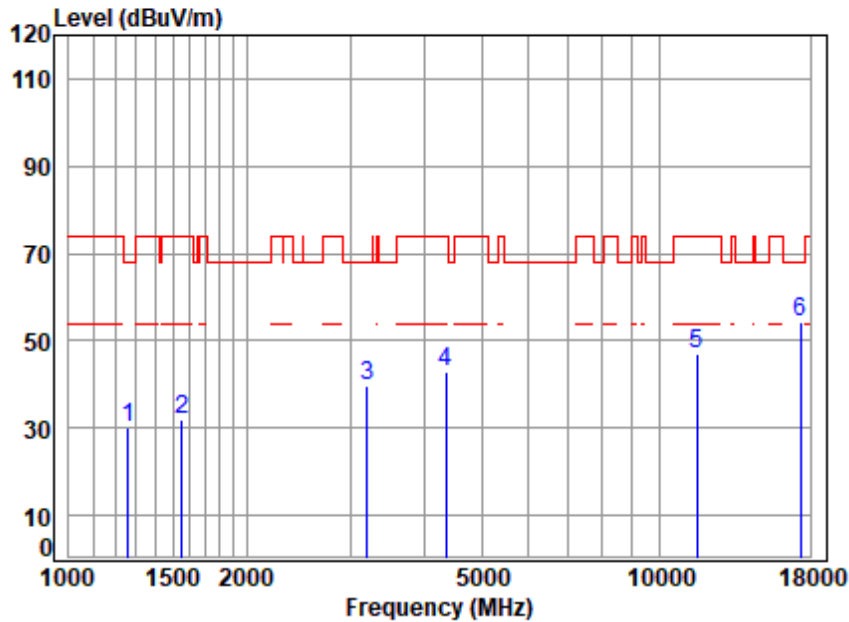


Site : chamber  
Condition: 3m HORIZONTAL  
Job No : 04576AT/04577AT  
Mode : 5785 TX RSE  
Note : 5G WIFI 11AX20

		Cable	Ant	Preamp	Read	Limit	Over	
	Freq	Loss	Factor	Factor	Level	Level	Line	Limit Remark
	MHz	dB	dB/m	dB	dBuV	dBuV/m	dBuV/m	dB
1	1260.149	3.76	25.04	54.70	55.89	29.99	68.20	-38.21 peak
2	1547.199	4.11	26.99	54.79	55.57	31.88	74.00	-42.12 peak
3	3357.061	6.40	32.14	54.73	56.14	39.95	74.00	-34.05 peak
4	3867.831	6.62	33.35	54.38	57.07	42.66	74.00	-31.34 peak
5	11570.000	11.95	37.73	53.12	49.69	46.25	74.00	-27.75 peak
6	p17355.000	14.73	43.26	52.72	48.67	53.94	68.20	-14.26 peak



Test Mode: 06; Polarity: Vertical; Modulation:802.11ax(Full RU0); Bandwidth:20MHz; Channel:middle



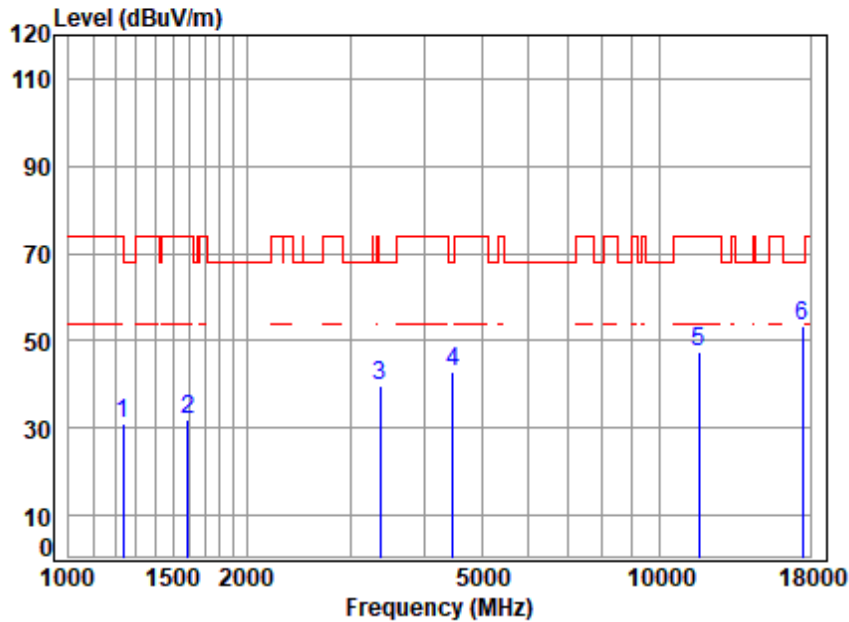
Site : chamber  
Condition: 3m VERTICAL  
Job No : 04576AT/04577AT  
Mode : 5785 TX RSE  
Note : 5G WIFI 11AX20

		Cable	Ant	Preamp	Read	Limit	Over	
	Freq	Loss	Factor	Factor	Level	Level	Line	Limit Remark
	MHz	dB	dB/m	dB	dBuV	dBuV/m	dBuV/m	dB
1	1260.149	3.76	25.04	54.70	56.20	30.30	68.20	-37.90 peak
2	1556.169	4.12	26.98	54.79	55.49	31.80	74.00	-42.20 peak
3	3205.345	6.26	32.81	54.84	55.32	39.55	68.20	-28.65 peak
4	4354.454	7.08	34.44	54.26	55.76	43.02	74.00	-30.98 peak
5	11570.000	11.95	37.73	53.12	50.55	47.11	74.00	-26.89 peak
6	p17355.000	14.73	43.26	52.72	49.07	54.34	68.20	-13.86 peak





Test Mode: 06; Polarity: Horizontal; Modulation: 802.11ax(Full RU0); Bandwidth: 20MHz; Channel: High



Site : chamber  
Condition: 3m HORIZONTAL  
Job No : 04576AT/04577AT  
Mode : 5825 TX RSE  
Note : 5G WIFI 11AX20

		Cable	Ant	Preamp	Read	Limit	Over	
	Freq	Loss	Factor	Factor	Level	Level	Line	Limit Remark
	MHz	dB	dB/m	dB	dBuV	dBuV/m	dBuV/m	dB
1	1238.483	3.73	24.94	54.69	57.06	31.04	74.00	-42.96 peak
2	1592.571	4.18	26.83	54.80	55.78	31.99	74.00	-42.01 peak
3	3366.778	6.41	32.20	54.72	55.86	39.75	68.20	-28.45 peak
4	4469.214	7.22	33.97	54.25	55.97	42.91	68.20	-25.29 peak
5	11650.000	11.95	37.80	53.13	50.86	47.48	74.00	-26.52 peak
6	p17475.000	14.86	43.40	52.66	48.00	53.60	68.20	-14.60 peak



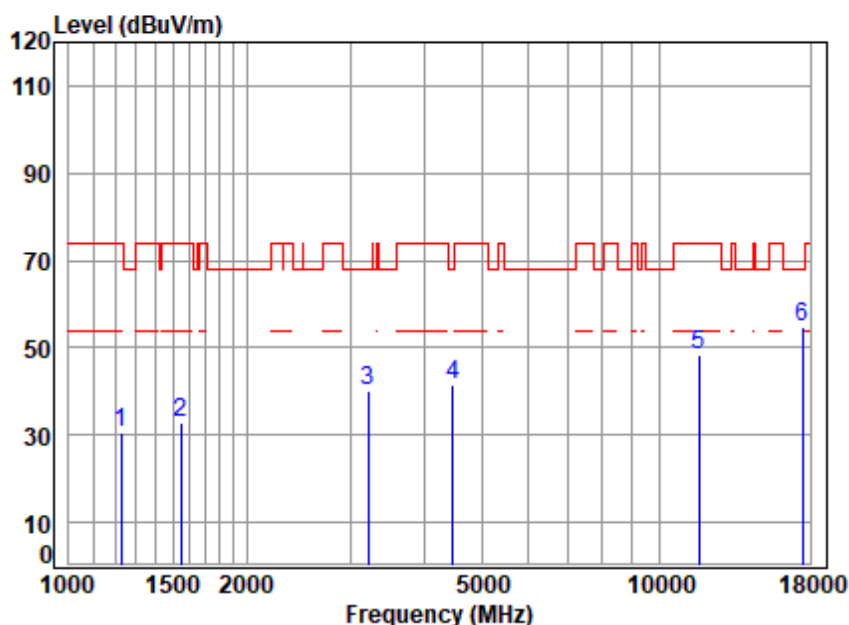
**SGS-CSTC Standards Technical Services Co., Ltd. Shenzhen Branch**

SZEMC-TRF-01 Rev. A/1

Report No.: SZCR241200457604

Page: 138 of 806

Test Mode: 06; Polarity: Vertical; Modulation:802.11ax(Full RU0); Bandwidth:20MHz; Channel:High



```
Site      : chamber
Condition: 3m VERTICAL
Job No    : 04576AT/04577AT
Mode      : 5825 TX RSE
Note      : 5G WIFI 11AX20
```

	Freq	Cable Loss	Ant Factor	Preamp Factor	Read Level	Level	Limit Line	Over Limit	Remark
	MHz	dB	dB/m	dB	dBuV	dBuV/m	dBuV/m	dB	
1	1227.791	3.72	24.79	54.69	56.75	30.57	74.00	-43.43	peak
2	1547.199	4.11	26.99	54.79	56.77	33.08	74.00	-40.92	peak
3	3214.623	6.27	32.67	54.83	56.01	40.12	68.20	-28.08	peak
4	4469.214	7.22	33.97	54.25	54.81	41.75	68.20	-26.45	peak
5	11650.000	11.95	37.80	53.13	51.70	48.32	74.00	-25.68	peak
6	p17475.000	14.86	43.40	52.66	49.20	54.80	68.20	-13.40	peak



Unless otherwise agreed in writing this document is issued by the Company subject to its General Conditions of Service printed overleaf, available on request or accessible at <https://www.sgs.com/en/Terms-and-Conditions>. Attention is drawn to the limitation of liability, indemnification and jurisdiction issues defined therein. Any holder of this document is advised that information contained hereon reflects the Company's findings at the time of its intervention only and within the limits of Client's instructions, if any. The Company's sole responsibility is to its Client and this document does not exonerate parties to a transaction from exercising all their rights and obligations under the transaction documents. This document cannot be reproduced except in full, without prior written approval of the Company. Any unauthorized reproduction or use of the content or appearance of this document is unlawful and offenders may be prosecuted to the fullest extent of the law. Unless otherwise stated the results shown in this test report refer only to the sample(s) tested and such sample(s) are retained for 30 days only.

**Attention: To check the authenticity of testing /inspection report & certificate, please contact us at telephone: (86-755) 8307 1443.**

SGS-CSTC Standards Technical Services Co., Ltd  
Shenzhen Branch, Test Unit: CMC-ECC Laboratory.

No.1 Workshop, CN, Middle Section, Science & Technology Park, Nanshan District, Shenzhen, Guangdong, China 518057 t (86-755) 26012053 f (86-755) 26710594 www.sgsgroup.com.cn  
中国·广东·深圳市南山区科技园中区W-10栋1号厂房 邮编: 518057 t (86-755) 26012053 f (86-755) 26710594 sgsg.china@sgsg.com

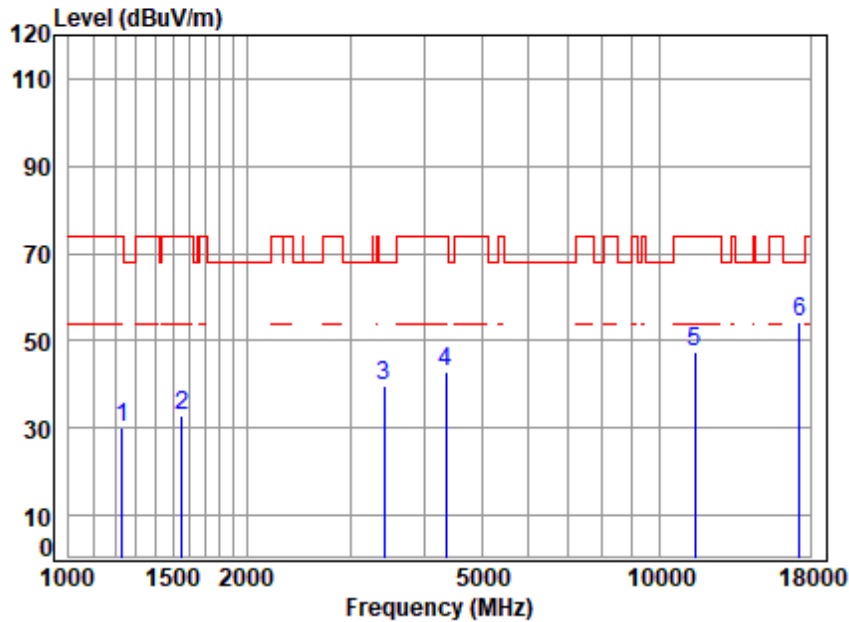
## SGS-CSTC Standards Technical Services Co., Ltd. Shenzhen Branch

SZEMC-TRF-01 Rev. A/1

Report No.: SZCR241200457604

Page: 139 of 806

Test Mode: 06; Polarity: Horizontal; Modulation: 802.11ax(Full RU0); Bandwidth: 40MHz; Channel: Low



Site : chamber  
Condition: 3m HORIZONTAL  
Job No : 04576AT/04577AT  
Mode : 5755 TX RSE  
Note : 5G WIFI 11AX40

		Cable	Ant	Preamp	Read	Limit	Over	
	Freq	Loss	Factor	Factor	Level	Level	Line	Limit Remark
	MHz	dB	dB/m	dB	dBuV	dBuV/m	dBuV/m	dB
1	1231.345	3.72	24.84	54.69	56.11	29.98	74.00	-44.02 peak
2	1556.169	4.12	26.98	54.79	56.35	32.66	74.00	-41.34 peak
3	3415.787	6.45	32.21	54.68	55.79	39.77	68.20	-28.43 peak
4	4354.454	7.08	34.44	54.26	55.58	42.84	74.00	-31.16 peak
5	11510.000	11.95	37.79	53.10	50.93	47.57	74.00	-26.43 peak
6	p17265.000	14.62	43.06	52.76	49.22	54.14	68.20	-14.06 peak



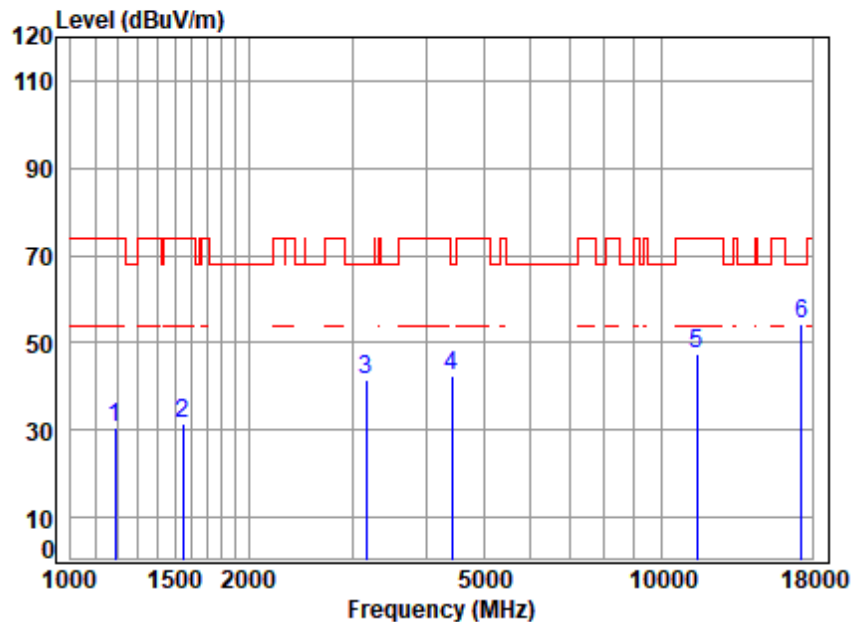
SGS-CSTC Standards Technical Services Co., Ltd.  
Shenzhen Branch Inspection & Testing Laboratory

Unless otherwise agreed in writing, this document is issued by the Company subject to its General Conditions of Service printed overleaf, available on request or accessible at <https://www.sgs.com/en/Terms-and-Conditions>. Attention is drawn to the limitation of liability, indemnification and jurisdiction issues defined therein. Any holder of this document is advised that information contained hereon reflects the Company's findings at the time of its intervention only and within the limits of Client's instructions, if any. The Company's sole responsibility is to its Client and this document does not exonerate parties to a transaction from exercising all their rights and obligations under the transaction documents. This document cannot be reproduced except in full, without prior written approval of the Company. Any unauthorized alteration, forgery or falsification of the content or appearance of this document is unlawful and offenders may be prosecuted to the fullest extent of the law. Unless otherwise stated the results shown in this test report refer only to the sample(s) tested and such sample(s) are retained for 30 days only.

Attention: To check the authenticity of testing /inspection report & certificate, please contact us at telephone: (86-755) 8307 1443, or email: [CN.Doccheck@sgs.com](mailto:CN.Doccheck@sgs.com)

No.1 Workshop, M-10, Middle Section, Science & Technology Park, Nanshan District, Shenzhen, Guangdong, China 518057 t (86-755) 26012053 f (86-755) 26710594 www.sgsgroup.com.cn  
中国·广东·深圳市南山区科技园中区M-10栋1号厂房 邮编: 518057 t (86-755) 26012053 f (86-755) 26710594 sgs.china@sgs.com

Test Mode: 06; Polarity: Vertical; Modulation:802.11ax(Full RU0); Bandwidth:40MHz; Channel:Low



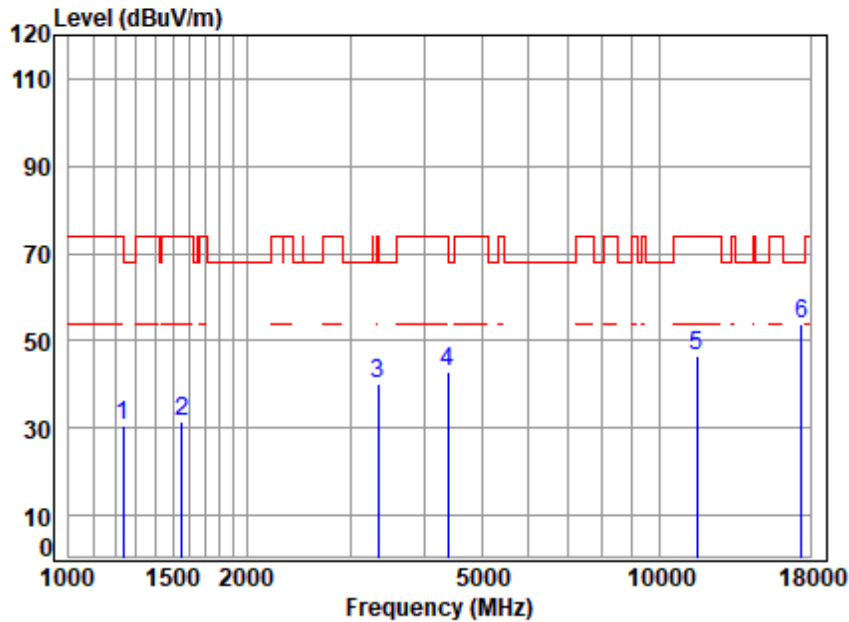
Site : chamber  
Condition: 3m VERTICAL  
Job No : 04576AT/04577AT  
Mode : 5755 TX RSE  
Note : 5G WIFI 11AX40

		Cable	Ant	Preamp	Read	Limit	Over	
	Freq	Loss	Factor	Factor	Level	Level	Line	Limit Remark
	MHz	dB	dB/m	dB	dBuV	dBuV/m	dBuV/m	dB
1	1189.368	3.67	24.29	54.68	57.33	30.61	74.00	-43.39 peak
2	1547.199	4.11	26.99	54.79	55.31	31.62	74.00	-42.38 peak
3	3168.500	6.23	32.65	54.87	57.38	41.39	68.20	-26.81 peak
4	4417.841	7.16	34.59	54.26	54.83	42.32	68.20	-25.88 peak
5	11510.000	11.95	37.79	53.10	50.72	47.36	74.00	-26.64 peak
6	p17265.000	14.62	43.06	52.76	49.55	54.47	68.20	-13.73 peak





Test Mode: 06; Polarity: Horizontal; Modulation:802.11ax(Full RU0); Bandwidth:40MHz; Channel:High

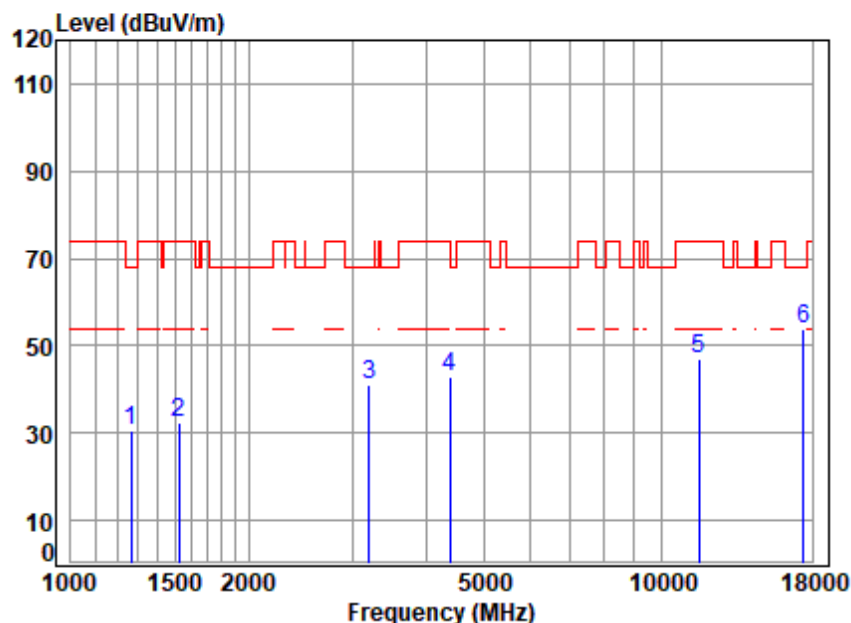


Site : chamber  
Condition: 3m HORIZONTAL  
Job No : 04576AT/04577AT  
Mode : 5795 TX RSE  
Note : 5G WIFI 11AX40

		Cable	Ant	Preamp	Read	Limit	Over	
	Freq	Loss	Factor	Factor	Level	Level	Line	Limit Remark
	MHz	dB	dB/m	dB	dBuV	dBuV/m	dBuV/m	dB
1	1234.909	3.73	24.89	54.69	56.80	30.73	74.00	-43.27 peak
2	1556.169	4.12	26.98	54.79	55.20	31.51	74.00	-42.49 peak
3	3347.371	6.39	32.05	54.73	56.62	40.33	74.00	-33.67 peak
4	4379.699	7.11	34.64	54.26	55.58	43.07	74.00	-30.93 peak
5	11590.000	11.95	37.71	53.12	50.17	46.71	74.00	-27.29 peak
6	17385.000	14.76	43.35	52.70	48.56	53.97	68.20	-14.23 peak



Test Mode: 06; Polarity: Vertical; Modulation:802.11ax(Full RU0); Bandwidth:40MHz; Channel:High



Site : chamber

Condition: 3m VERTICAL

Job No : 04576AT/04577AT

Mode : 5795 TX RSE

Note : 5G WIFI 11AX40

	Freq	Cable Loss	Ant Factor	Preamp Factor	Read Level	Level	Limit Line	Over Limit	Remark
	MHz	dB	dB/m	dB	dBuV	dBuV/m	dBuV/m	dB	
1	1263.796	3.77	25.02	54.70	56.55	30.64	68.20	-37.56	peak
2	1525.000	4.08	26.90	54.78	56.40	32.60	74.00	-41.40	peak
3	3196.094	6.25	32.87	54.85	56.72	40.99	68.20	-27.21	peak
4	4379.699	7.11	34.64	54.26	55.23	42.72	74.00	-31.28	peak
5	11590.000	11.95	37.71	53.12	50.23	46.77	74.00	-27.23	peak
6	17385.000	14.76	43.35	52.70	48.54	53.95	68.20	-14.25	peak



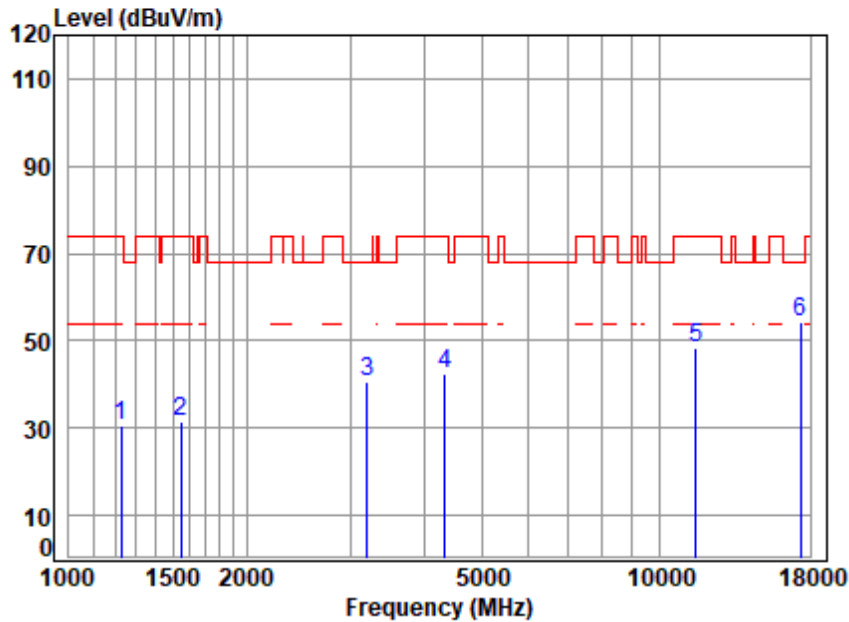
Unless otherwise agreed in writing, this document is issued by the Company subject to its General Conditions of Service printed overleaf, available on request or accessible at <https://www.sgs.com/en/Terms-and-Conditions>. Attention is drawn to the limitation of liability, indemnification and jurisdiction issues defined therein. Any holder of this document is advised that information contained hereon reflects the Company's findings at the time of its intervention only and within the limits of Client's instructions, if any. The Company's sole responsibility is to its Client and this document does not exonerate parties to a transaction from exercising all their rights and obligations under the transaction documents. This document cannot be reproduced except in full, without prior written approval of the Company. Any unauthorized alteration, forgery or falsification of the content or appearance of this document is unlawful and offenders may be prosecuted to the fullest extent of the law. Unless otherwise stated the results shown in this test report refer only to the sample(s) tested and such sample(s) are retained for 30 days only.

**Attention: To check the authenticity of testing /inspection report & certificate, please contact us at telephone: (86-755) 8307 1443,**

No.1 Workshop, M-10, Middle Section, Science & Technology Park, Nanshan District, Shenzhen, Guangdong, China 518057    t (86-755) 26012053    f (86-755) 26710504    www.ssgsgroup.com.cn

中国·广东·深圳市南山区科技园中区M-10栋1号厂房 邮编:518057 t (86-755) 26012053 f (86-755) 26710594 sqs.china@sgs.com

Test Mode: 06; Polarity: Horizontal; Modulation:802.11ax(Full RU0); Bandwidth:80MHz; Channel:middle



Site : chamber  
Condition: 3m HORIZONTAL  
Job No : 04576AT/04577AT  
Mode : 5775 TX RSE  
Note : 5G WIFI 11AX80

		Cable	Ant	Preamp	Read	Limit	Over	
	Freq	Loss	Factor	Factor	Level	Level	Line	Limit Remark
	MHz	dB	dB/m	dB	dBuV	dBuV/m	dBuV/m	dB
1	1227.791	3.72	24.79	54.69	56.95	30.77	74.00	-43.23 peak
2	1547.199	4.11	26.99	54.79	55.29	31.60	74.00	-42.40 peak
3	3205.345	6.26	32.81	54.84	56.30	40.53	68.20	-27.67 peak
4	4341.886	7.07	34.34	54.26	55.15	42.30	74.00	-31.70 peak
5	11550.000	11.95	37.75	53.11	51.97	48.56	74.00	-25.44 peak
6	p17325.000	14.69	43.17	52.73	49.15	54.28	68.20	-13.92 peak



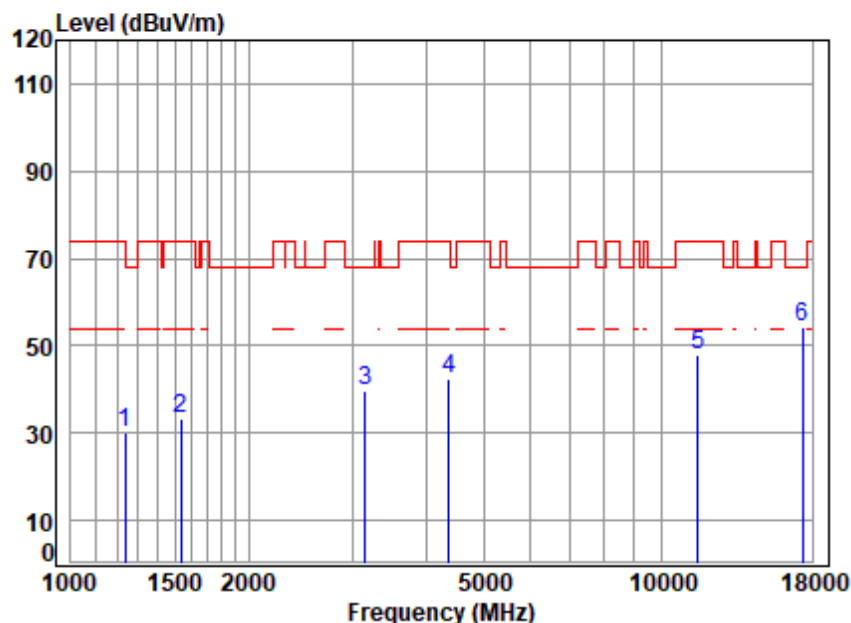
## SGS-CSTC Standards Technical Services Co., Ltd. Shenzhen Branch

SZEMC-TRF-01 Rev. A/1

Report No.: SZCR241200457604

Page: 144 of 806

Test Mode: 06; Polarity: Vertical; Modulation:802.11ax(Full RU0); Bandwidth:80MHz; Channel:middle



Site : chamber

Condition: 3m VERTICAL

Job No : 04576AT/04577AT

Mode : 5775 TX RSE

Note : 5G WIFI 11AX80

	Freq	Cable Loss	Ant Factor	Preamp Factor	Read Level	Level	Limit Line	Over Limit	Remark
	MHz	dB	dB/m	dB	dBuV	dBuV/m	dBuV/m	dB	
1	1238.483	3.73	24.94	54.69	56.20	30.18	74.00	-43.82	peak
2	1533.841	4.09	26.94	54.79	56.93	33.17	74.00	-40.83	peak
3	3150.237	6.21	32.50	54.88	55.90	39.73	68.20	-28.47	peak
4	4367.058	7.10	34.54	54.26	55.00	42.38	74.00	-31.62	peak
5	11550.000	11.95	37.75	53.11	51.16	47.75	74.00	-26.25	peak
6	p17325.000	14.69	43.17	52.73	48.99	54.12	68.20	-14.08	peak



Unless otherwise agreed in writing, this document is issued by the Company subject to its General Conditions of Service printed overleaf, available on request or accessible at <https://www.sgs.com/en/Terms-and-Conditions>. Attention is drawn to the limitation of liability, indemnification and jurisdiction issues defined therein. Any holder of this document is advised that information contained hereon reflects the Company's findings at the time of its intervention only and within the limits of Client's instructions, if any. The Company's sole responsibility is to its Client and this document does not exonerate parties to a transaction from exercising all their rights and obligations under the transaction documents. This document cannot be reproduced except in full, without prior written approval of the Company. Any unauthorized alteration, forgery or falsification of the content or appearance of this document is unlawful and offenders may be prosecuted to the fullest extent of the law. Unless otherwise stated the results shown in this test report refer only to the sample(s) tested and such sample(s) are retained for 30 days only.

**Attention: To check the authenticity**

No.1 Workshop, M-10, Middle Section, Science & Technology Park, Nanshan District, Shenzhen, Guangdong, China 518057 t (86-755) 26012053 f (86-755) 26710594 www.sgsgroup.com.cn  
 中国·广东·深圳市南山区科技园中区M-10栋1号厂房 邮编:518057 t (86-755) 26012053 f (86-755) 26710594 sgsc.china@sgs.com

中国·广东·深圳市南山区科技园中区M-10栋1号厂房



## 7.5 Radiated Emissions which fall in the restricted bands

Test Requirement 47 CFR Part 15, Subpart C 15.209 & Subpart E 15.407(b)

Test Method: ANSI C63.10 (2013) Section 6.10.5

Measurement Distance: 3m

Limit:

Frequency(MHz)	Field strength(microvolts/meter)	Measurement distance(meters)
0.009-0.490	2400/F(kHz)	300
0.490-1.705	24000/F(kHz)	30
1.705-30.0	30	30
30-88	100	3
88-216	150	3
216-960	200	3
Above 960	500	3

\*(1) For transmitters operating in the 5.15-5.25 GHz band: All emissions outside of the 5.15-5.35 GHz band shall not exceed an e.i.r.p. of -27 dBm/MHz.

(2) For transmitters operating in the 5.25-5.35 GHz band: All emissions outside of the 5.15-5.35 GHz band shall not exceed an e.i.r.p. of -27 dBm/MHz.

(3) For transmitters operating in the 5.47-5.725 GHz band: All emissions outside of the 5.47-5.725 GHz band shall not exceed an e.i.r.p. of -27 dBm/MHz.

(4) For transmitters operating in the 5.725-5.85 GHz band:

(i) All emissions shall be limited to a level of -27 dBm/MHz at 75 MHz or more above or below the band edge increasing linearly to 10 dBm/MHz at 25 MHz above or below the band edge, and from 25 MHz above or below the band edge increasing linearly to a level of 15.6 dBm/MHz at 5 MHz above or below the band edge, and from 5 MHz above or below the band edge increasing linearly to a level of 27 dBm/MHz at the band edge.

Remark: The emission limits shown in the above table are based on measurements employing a CISPR quasi-peak detector except for the frequency bands 9-90kHz, 110-490kHz and above 1000 MHz. Radiated emission limits in these three bands are based on measurements employing an average detector, the peak field strength of any emission shall not exceed the maximum permitted average limits specified above by more than 20 dB under any condition of modulation.



### 7.5.1 E.U.T. Operation

Operating Environment:

Temperature: 23.5 °C

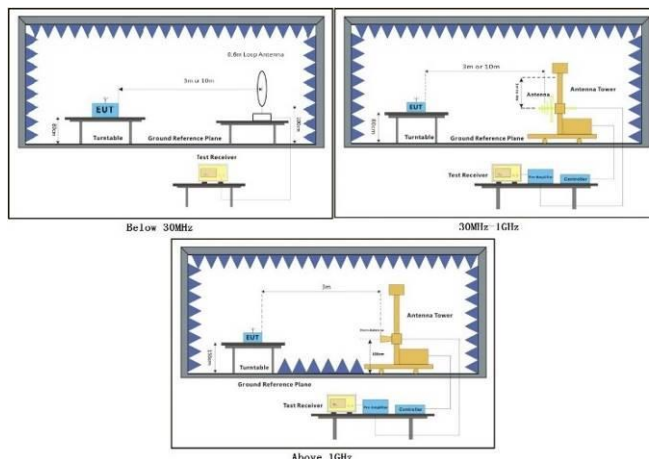
Humidity: 56.3 % RH

Atmospheric Pressure: 1020 mbar

### 7.5.2 Test Mode Description

Pre-scan / Final test	Mode Code	Description
Final test	03	TX mode (U-NII-1)_Keep the EUT in continuously transmitting mode with all modulation types. Only the data of worst case is recorded in the report.
Final test	04	TX mode (U-NII-2A) _Keep the EUT in continuously transmitting mode with all modulation types. Only the data of worst case is recorded in the report.
Final test	05	TX mode (U-NII-2C) _Keep the EUT in continuously transmitting mode with all modulation types. Only the data of worst case is recorded in the report.
Final test	06	TX mode (U-NII-3) _Keep the EUT in continuously transmitting mode with all modulation types. Only the data of worst case is recorded in the report.

### 7.5.3 Test Setup Diagram



## 7.5.4 Measurement Procedure and Data

- a. For below 1GHz, the EUT was placed on the top of a rotating table 0.8 meters above the ground at a 3 or 10 meter semi-anechoic chamber. The table was rotated 360 degrees to determine the position of the highest radiation.
- b. For above 1GHz, the EUT was placed on the top of a rotating table 1.5 meters above the ground at a 3 meter fully-anechoic chamber. The table was rotated 360 degrees to determine the position of the highest radiation.
- c. The EUT was set 3 or 10 meters away from the interference-receiving antenna, which was mounted on the top of a variable-height antenna tower.
- d. The antenna height is varied from one meter to four meters above the ground to determine the maximum value of the field strength. Both horizontal and vertical polarizations of the antenna are set to make the measurement.
- e. For each suspected emission, the EUT was arranged to its worst case and then the antenna was tuned to heights from 1 meter to 4 meters (for the test frequency of below 30MHz, the antenna was tuned to heights 1 meter) and the rotatable table was turned from 0 degrees to 360 degrees to find the maximum reading.
- f. The test-receiver system was set to Peak Detect Function and Specified Bandwidth with Maximum Hold Mode.
- g. If the emission level of the EUT in peak mode was 10dB lower than the limit specified, then testing could be stopped and the peak values of the EUT would be reported. Otherwise the emissions that did not have 10dB margin would be re-tested one by one using peak, quasi-peak or average method as specified and then reported in a data sheet.
- h. Test the EUT in the lowest channel, the middle channel, the Highest channel.
- i. The radiation measurements are performed in X, Y, Z axis positioning for Transmitting mode, and found the X axis positioning which it is the worst case.
- j. Repeat above procedures until all frequencies measured was complete.

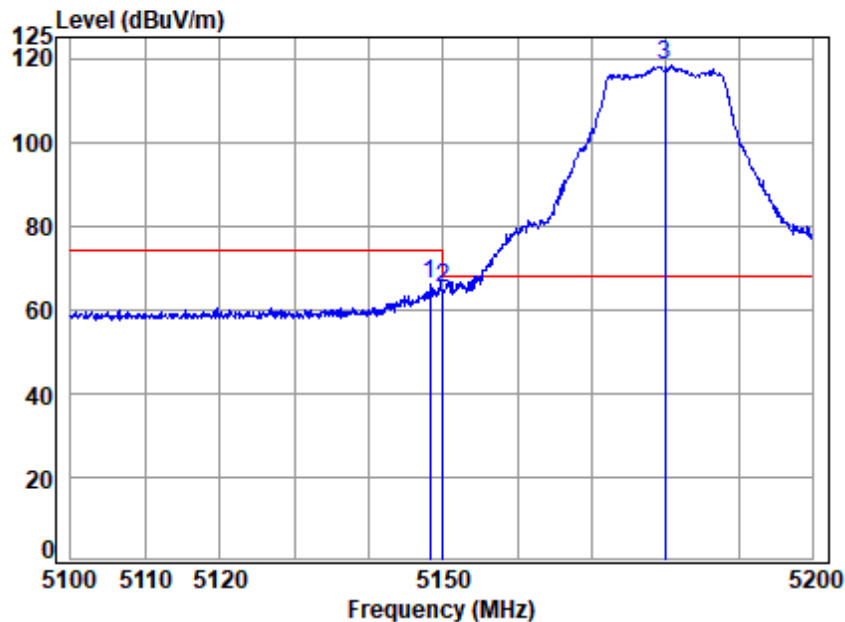
Remark 1: Level= Read Level+ Cable Loss+ Antenna Factor- Preamp Factor

Remark 2. The resolution bandwidth of test receiver/spectrum analyzer is 1MHz and the video bandwidth is 3MHz for Peak detection (PK) and Average detection (AV) at frequency above 1GHz.

Remark 3. For fundamental and harmonic signal measurement, the resolution bandwidth of test receiver/spectrum analyzer is 1MHz and the video bandwidth is  $\geq 1/T$  (Duty cycle  $< 98\%$ ) or 10Hz (Duty cycle  $\geq 98\%$ ) for Average detection (AV) at frequency above 1GHz.



Test Mode: 03; Polarity: Horizontal; Modulation:802.11a; Bandwidth:20MHz; Channel:Low



Site : chamber

Condition: 3m HORIZONTAL

Job No : 04576AT/04577AT

Mode : 5180 Band edge

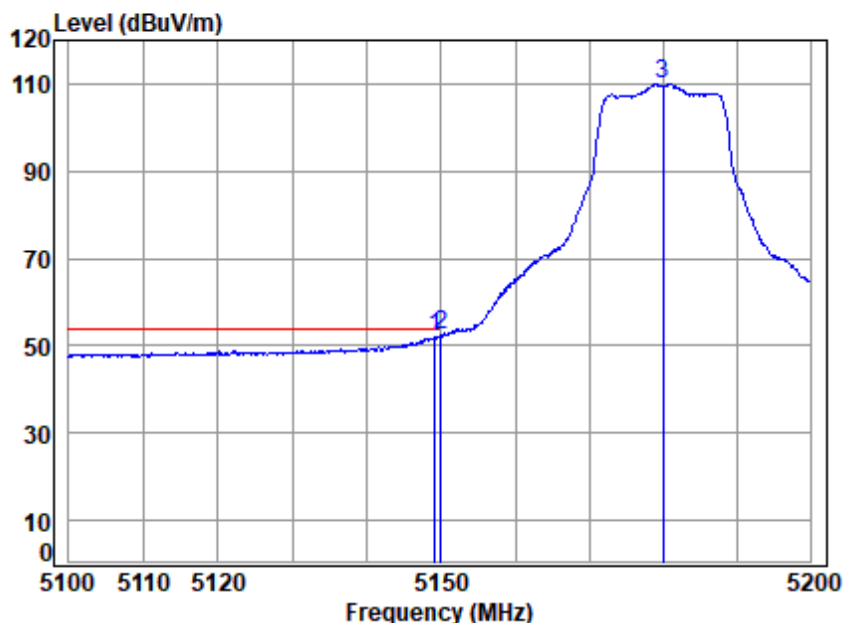
: 5G WIFI 11A

		Cable	Ant	Preamp	Read	Limit	Over	
	Freq	Loss	Factor	Factor	Level	Level	Line	Limit Remark
	MHz	dB	dB/m	dB	dBuV	dBuV/m	dBuV/m	dB
1	5148.158	18.83	33.90	31.28	44.39	65.84	74.00	-8.16 peak
2	5149.980	18.83	33.90	31.28	43.44	64.89	74.00	-9.11 peak
3 p	5180.000	18.88	33.96	31.30	96.60	118.14	68.20	49.94 peak





Test Mode: 03; Polarity: Horizontal; Modulation:802.11a; Bandwidth:20MHz; Channel:Low



Site : chamber

Condition: 3m HORIZONTAL

Job No : 04576AT/04577AT

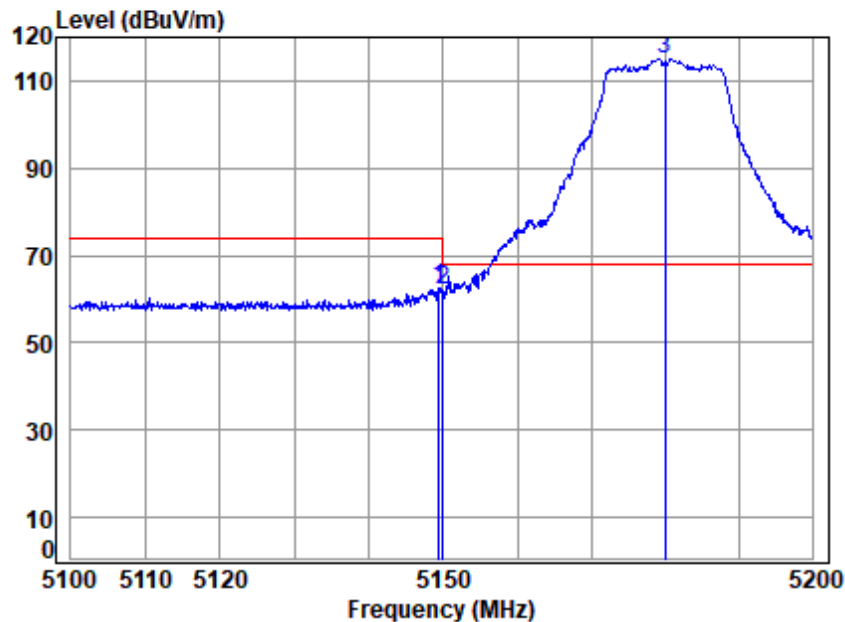
Mode : 5180 Band edge

: 5G WIFI 11A

		Cable	Ant	Preamp	Read	Limit	Over	
Freq		Loss	Factor	Factor	Level	Level	Line	Limit Remark
MHz		dB	dB/m	dB	dBuV	dBuV/m	dBuV/m	dB
1	5149.157	18.83	33.90	31.28	30.70	52.15	54.00	-1.85 Average
2 q	5149.980	18.83	33.90	31.28	30.92	52.37	54.00	-1.63 Average
3	5180.000	18.88	33.96	31.30	88.47	110.01	-----	----- Average



Test Mode: 03; Polarity: Vertical; Modulation:802.11a; Bandwidth:20MHz; Channel:Low



Site : chamber

Condition: 3m VERTICAL

Job No : 04576AT/04577AT

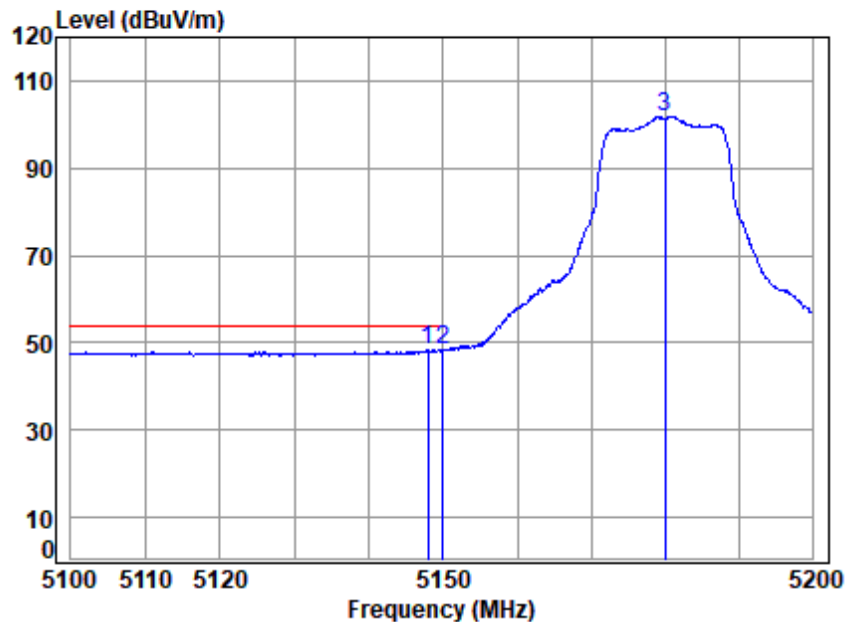
Mode : 5180 Band edge

: 5G WIFI 11A

		Cable	Ant	Preamp	Read	Limit	Over	
	Freq	Loss	Factor	Factor	Level	Level	Line	Limit Remark
	MHz	dB	dB/m	dB	dBuV	dBuV/m	dBuV/m	dB
1	5149.458	18.83	33.90	31.28	41.02	62.47	74.00	-11.53 Peak
2	5149.980	18.83	33.90	31.28	40.76	62.21	74.00	-11.79 Peak
3 p	5180.000	18.88	33.96	31.30	93.37	114.91	68.20	46.71 Peak



Test Mode: 03; Polarity: Vertical; Modulation:802.11a; Bandwidth:20MHz; Channel:Low



Site : chamber

Condition: 3m VERTICAL

Job No : 04576AT/04577AT

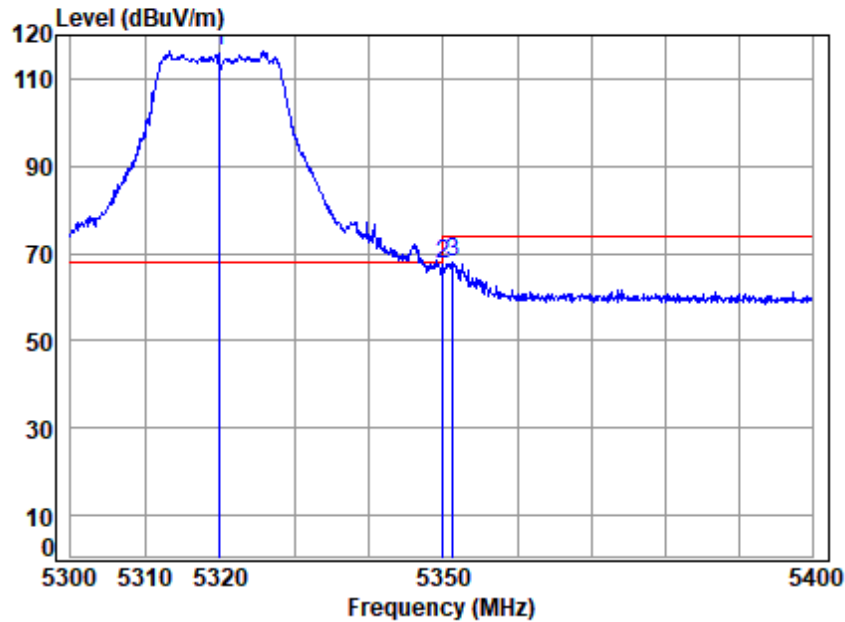
Mode : 5180 Band edge

: 5G WIFI 11A

		Cable	Ant	Preamp	Read	Limit	Over	
Freq		Loss	Factor	Factor	Level	Level	Line	Limit Remark
MHz		dB	dB/m	dB	dBuV	dBuV/m	dBuV/m	dB
1 q	5147.958	18.83	33.90	31.28	26.97	48.42	54.00	-5.58 Average
2	5149.980	18.83	33.90	31.28	26.88	48.33	54.00	-5.67 Average
3	5180.000	18.88	33.96	31.30	80.26	101.80	-----	----- Average



Test Mode: 04; Polarity: Horizontal; Modulation:802.11a; Bandwidth:20MHz; Channel:High



Site : chamber

Condition: 3m HORIZONTAL

Job No : 04576AT/04577AT

Mode : 5320 Band edge

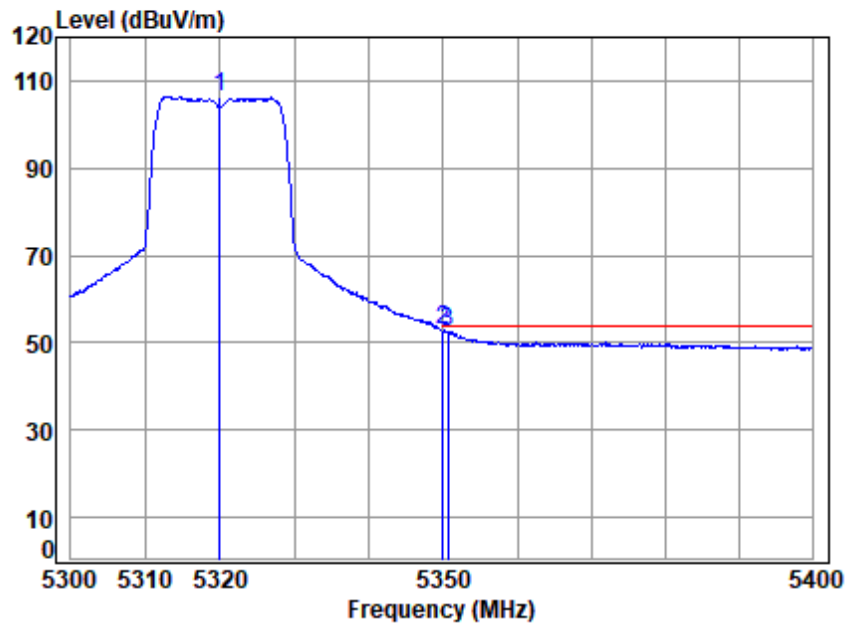
: 5G WIFI 11A

		Cable	Ant	Preamp	Read	Limit	Over	
	Freq	Loss	Factor	Factor	Level	Level	Line	Limit Remark
	MHz	dB	dB/m	dB	dBuV	dBuV/m	dBuV/m	dB
1 p	5320.000	19.07	34.28	31.37	94.37	116.35	68.20	48.15 peak
2	5350.020	19.11	34.40	31.39	45.23	67.35	74.00	-6.65 peak
3	5351.267	19.11	34.41	31.39	45.71	67.84	74.00	-6.16 peak





Test Mode: 04; Polarity: Horizontal; Modulation:802.11a; Bandwidth:20MHz; Channel:High



Site : chamber  
Condition: 3m HORIZONTAL  
Job No : 04576AT/04577AT  
Mode : 5320 Band edge  
: 5G WIFI 11A

		Cable	Ant	Preamp	Read	Limit	Over	
Freq		Loss	Factor	Factor	Level	Level	Line	Limit Remark
MHz		dB	dB/m	dB	dBuV	dBuV/m	dBuV/m	dB
1	5320.000	19.07	34.28	31.37	84.46	106.44	-----	----- Average
2 q	5350.020	19.11	34.40	31.39	30.88	53.00	54.00	-1.00 Average
3	5350.667	19.11	34.40	31.39	30.48	52.60	54.00	-1.40 Average



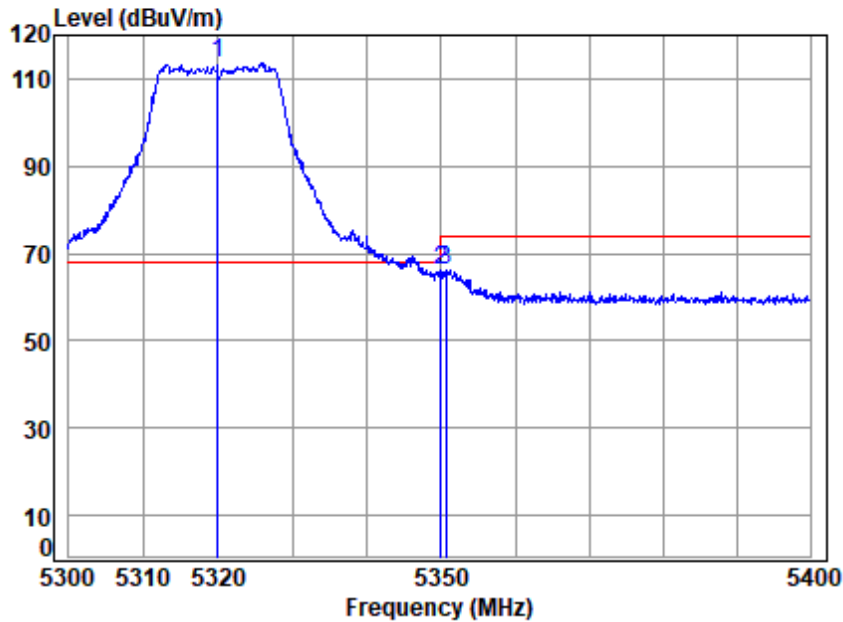
Unless otherwise agreed in writing, this document is issued by the Company subject to its General Conditions of Service printed overleaf, available on request or accessible at <https://www.sgs.com/en/Terms-and-Conditions>. Attention is drawn to the limitation of liability, indemnification and jurisdiction issues defined therein. Any holder of this document is advised that information contained hereon reflects the Company's findings at the time of its intervention only and within the limits of Client's instructions, if any. The Company's sole responsibility is to its Client and this document does not exonerate parties to a transaction from exercising all their rights and obligations under the transaction documents. This document cannot be reproduced except in full, without prior written approval of the Company. Any unauthorized alteration, forgery or falsification of the content or appearance of this document is unlawful and offenders may be prosecuted to the fullest extent of the law. Unless otherwise stated the results shown in this test report refer only to the sample(s) tested and such sample(s) are retained for 30 days only.

Attention: To check the authenticity of testing /inspection report & certificate, please contact us at telephone: (86-755) 8307 1443, or email: [CN.Doccheck@sgs.com](mailto:CN.Doccheck@sgs.com)

SGS-CSTC Standards Technical Services Co., Ltd.  
Shenzhen Branch

No.1 Workshop, M-10, Middle Section, Science & Technology Park, Nanshan District, Shenzhen, Guangdong, China 518057 t (86-755) 26012053 f (86-755) 26710594 www.sgsgroup.com.cn  
中国·广东·深圳市南山区科技园中区M-10栋1号厂房 邮编: 518057 t (86-755) 26012053 f (86-755) 26710594 sgs.china@sgs.com

Test Mode: 04; Polarity: Vertical; Modulation:802.11a; Bandwidth:20MHz; Channel:High



Site : chamber

Condition: 3m VERTICAL

Job No : 04576AT/04577AT

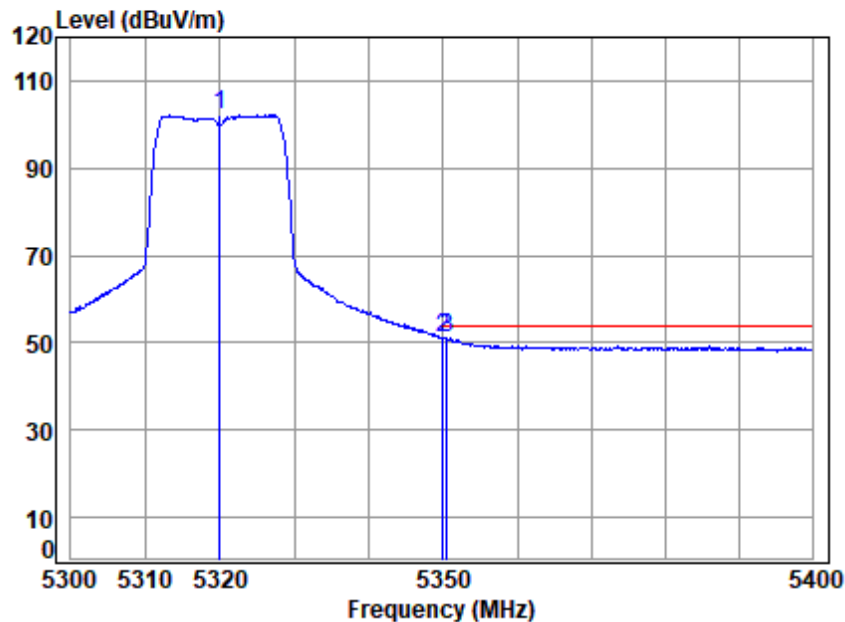
Mode : 5320 Band edge

: 5G WIFI 11A

		Cable	Ant	Preamp	Read	Limit	Over	
	Freq	Loss	Factor	Factor	Level	Level	Line	Limit Remark
	MHz	dB	dB/m	dB	dBuV	dBuV/m	dBuV/m	dB
1 p	5320.000	19.07	34.28	31.37	91.85	113.83	68.20	45.63 Peak
2	5350.020	19.11	34.40	31.39	43.86	65.98	74.00	-8.02 Peak
3	5350.667	19.11	34.40	31.39	44.24	66.36	74.00	-7.64 Peak



Test Mode: 04; Polarity: Vertical; Modulation:802.11a; Bandwidth:20MHz; Channel:High



Site : chamber

Condition: 3m VERTICAL

Job No : 04576AT/04577AT

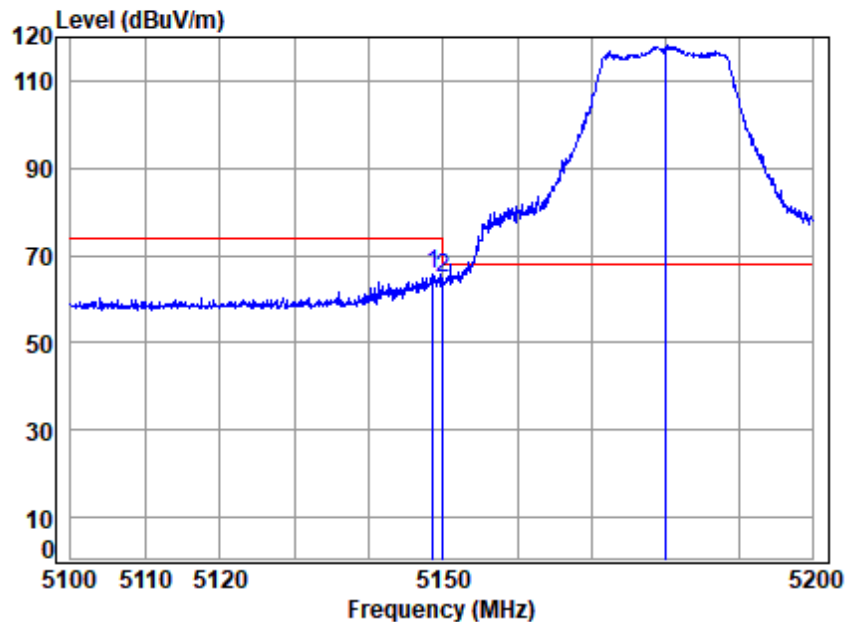
Mode : 5320 Band edge

: 5G WIFI 11A

		Cable	Ant	Preamp	Read	Limit	Over	
Freq		Loss	Factor	Factor	Level	Level	Line	Limit Remark
MHz		dB	dB/m	dB	dBuV	dBuV/m	dBuV/m	dB
1	5320.000	19.07	34.28	31.37	80.22	102.20	-----	----- Average
2 q	5350.020	19.11	34.40	31.39	29.02	51.14	54.00	-2.86 Average
3	5350.566	19.11	34.40	31.39	28.85	50.97	54.00	-3.03 Average



Test Mode: 03; Polarity: Horizontal; Modulation:802.11n; Bandwidth:20MHz; Channel:Low



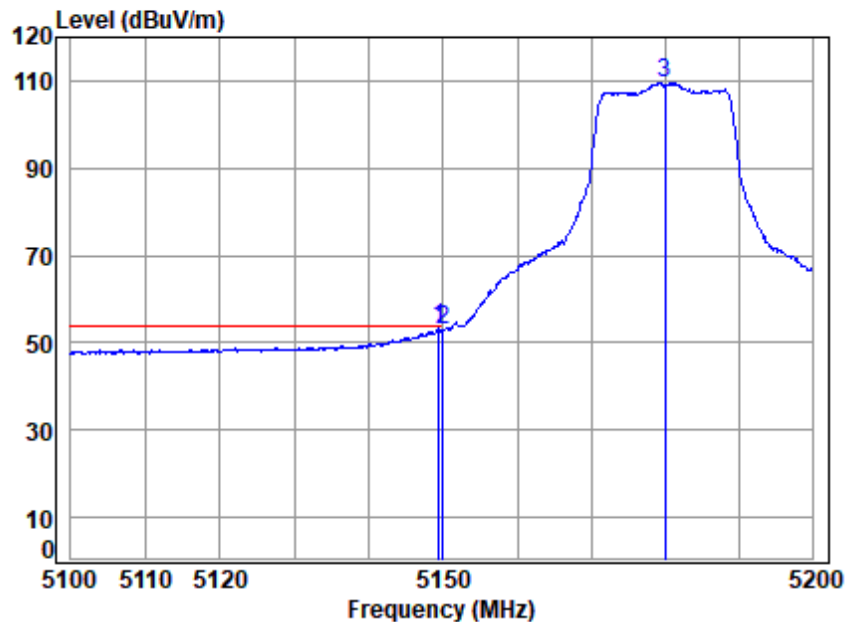
Site : chamber  
Condition: 3m HORIZONTAL  
Job No : 04576AT/04577AT  
Mode : 5180 Band edge  
: 5G WIFI 11N20

		Cable	Ant	Preamp	Read	Limit	Over	
	Freq	Loss	Factor	Factor	Level	Level	Line	Limit Remark
	MHz	dB	dB/m	dB	dBuV	dBuV/m	dBuV/m	dB
1	5148.558	18.83	33.90	31.28	44.07	65.52	74.00	-8.48 peak
2	5149.980	18.83	33.90	31.28	43.27	64.72	74.00	-9.28 peak
3 p	5180.000	18.88	33.96	31.30	96.77	118.31	68.20	50.11 peak





Test Mode: 03; Polarity: Horizontal; Modulation:802.11n; Bandwidth:20MHz; Channel:Low

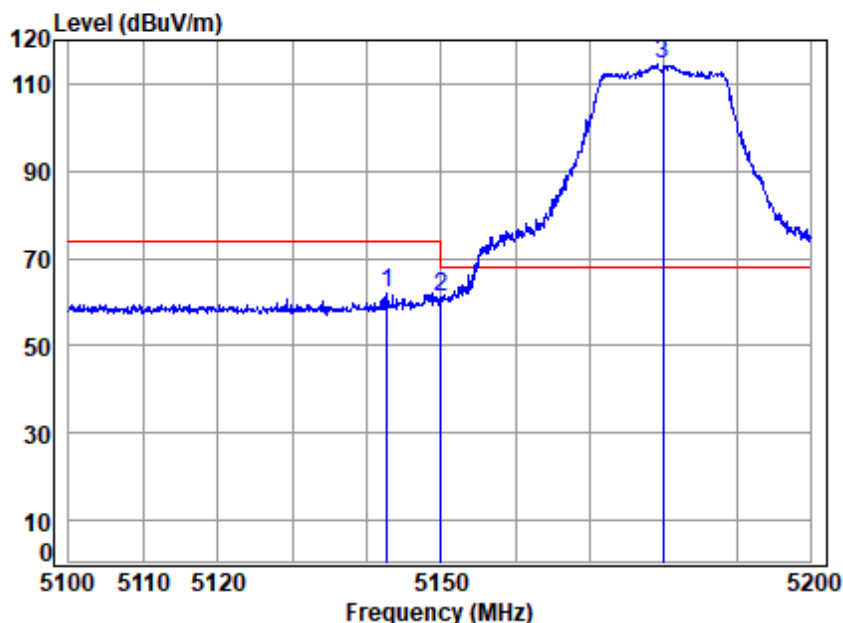


Site : chamber  
Condition: 3m HORIZONTAL  
Job No : 04576AT/04577AT  
Mode : 5180 Band edge  
: 5G WIFI 11N20

		Cable	Ant	Preamp	Read	Limit	Over	
Freq		Loss	Factor	Factor	Level	Level	Line	Limit Remark
MHz		dB	dB/m	dB	dBuV	dBuV/m	dBuV/m	dB
1 q	5149.458	18.83	33.90	31.28	31.75	53.20	54.00	-0.80 Average
2	5149.980	18.83	33.90	31.28	31.57	53.02	54.00	-0.98 Average
3	5180.000	18.88	33.96	31.30	87.95	109.49	-----	----- Average



Test Mode: 03; Polarity: Vertical; Modulation:802.11n; Bandwidth:20MHz; Channel:Low



Site : chamber

Condition: 3m VERTICAL

Job No : 04576AT/04577AT

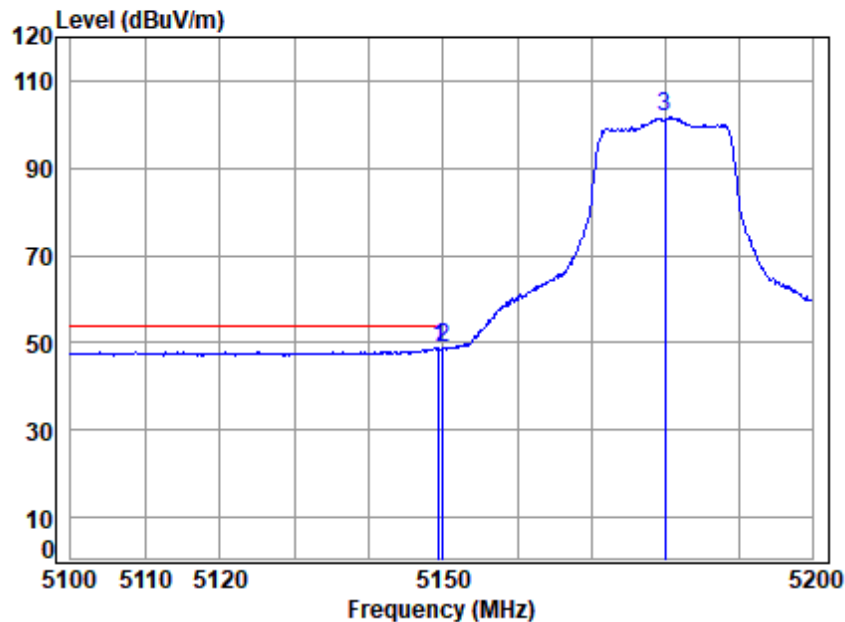
Mode : 5180 Band edge

: 5G WIFI 11N20

		Cable	Ant	Preamp	Read	Limit	Over	
	Freq	Loss	Factor	Factor	Level	Level	Line	Limit Remark
	MHz	dB	dB/m	dB	dBuV	dBuV/m	dBuV/m	dB
1	5142.762	18.82	33.91	31.28	40.64	62.09	74.00	-11.91 Peak
2	5149.980	18.83	33.90	31.28	39.69	61.14	74.00	-12.86 Peak
3 p	5180.000	18.88	33.96	31.30	92.97	114.51	68.20	46.31 Peak



Test Mode: 03; Polarity: Vertical; Modulation:802.11n; Bandwidth:20MHz; Channel:Low



Site : chamber

Condition: 3m VERTICAL

Job No : 04576AT/04577AT

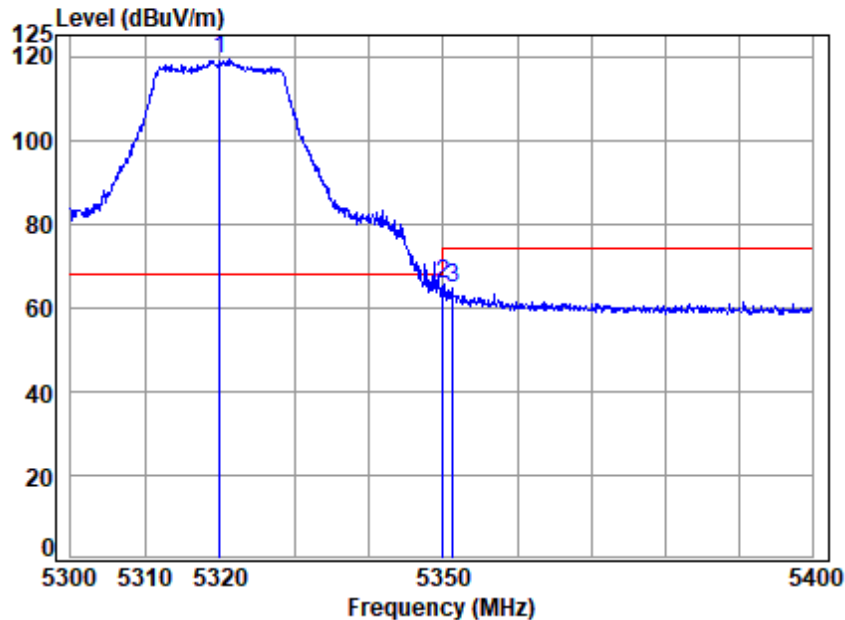
Mode : 5180 Band edge

: 5G WIFI 11N20

		Cable	Ant	Preamp	Read	Limit	Over	
Freq		Loss	Factor	Factor	Level	Level	Line	Limit Remark
MHz		dB	dB/m	dB	dBuV	dBuV/m	dBuV/m	dB
1 q	5149.458	18.83	33.90	31.28	27.45	48.90	54.00	-5.10 Average
2	5149.980	18.83	33.90	31.28	27.26	48.71	54.00	-5.29 Average
3	5180.000	18.88	33.96	31.30	80.07	101.61	-----	----- Average



Test Mode: 04; Polarity: Horizontal; Modulation:802.11n; Bandwidth:20MHz; Channel:High



Site : chamber

Condition: 3m HORIZONTAL

Job No : 04576AT/04577AT

Mode : 5320 Band edge

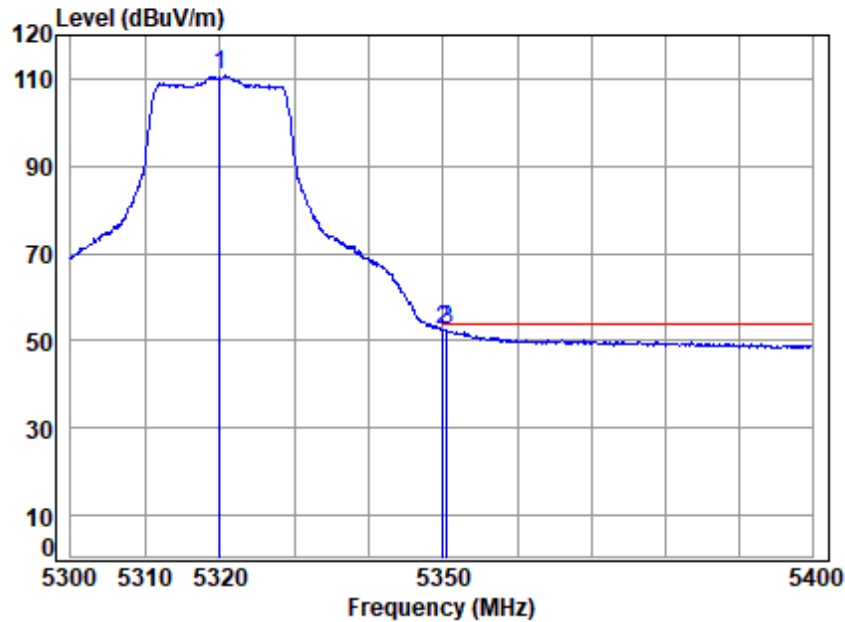
: 5G WIFI 11N20

		Cable	Ant	Preamp	Read	Limit	Over	
Freq	Loss	Factor	Factor	Level	Level	Line	Limit	Remark
MHz	dB	dB/m	dB	dBuV	dBuV/m	dBuV/m	dB	
1 p 5320.000	19.07	34.28	31.37	97.17	119.15	68.20	50.95	peak
2 5350.020	19.11	34.40	31.39	43.32	65.44	74.00	-8.56	peak
3 5351.267	19.11	34.41	31.39	42.62	64.75	74.00	-9.25	peak





Test Mode: 04; Polarity: Horizontal; Modulation:802.11n; Bandwidth:20MHz; Channel:High



Site : chamber

Condition: 3m HORIZONTAL

Job No : 04576AT/04577AT

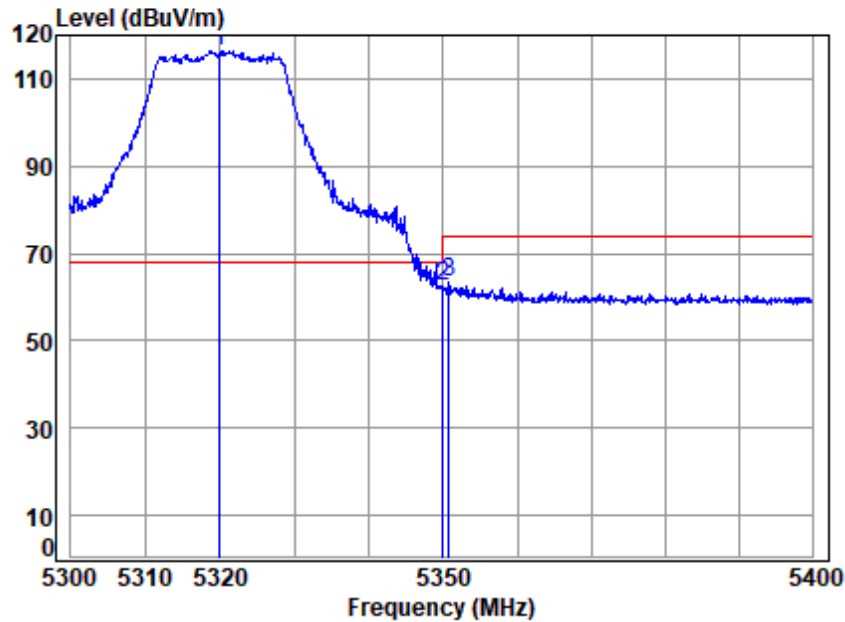
Mode : 5320 Band edge

: 5G WIFI 11N20

		Cable	Ant	Preamp	Read	Limit	Over	
Freq		Loss	Factor	Factor	Level	Level	Line	Limit Remark
MHz		dB	dB/m	dB	dBuV	dBuV/m	dBuV/m	dB
1	5320.000	19.07	34.28	31.37	88.68	110.66	-----	----- Average
2 q	5350.020	19.11	34.40	31.39	30.53	52.65	54.00	-1.35 Average
3	5350.566	19.11	34.40	31.39	30.16	52.28	54.00	-1.72 Average



Test Mode: 04; Polarity: Vertical; Modulation:802.11n; Bandwidth:20MHz; Channel:High



Site : chamber

Condition: 3m VERTICAL

Job No : 04576AT/04577AT

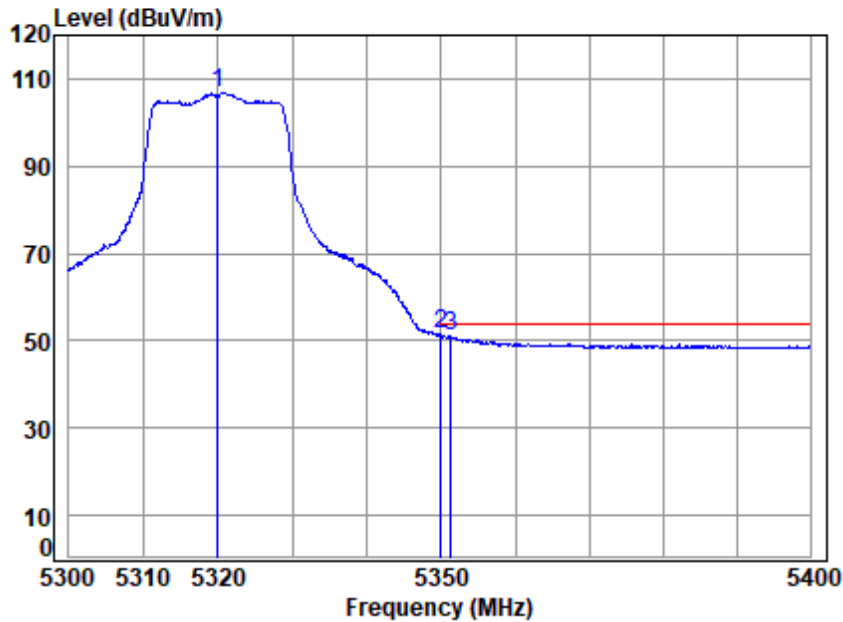
Mode : 5320 Band edge

: 5G WIFI 11N20

		Cable	Ant	Preamp	Read	Limit	Over	
Freq	Loss	Factor	Factor	Level	Level	Line	Limit	Remark
MHz	dB	dB/m	dB	dBuV	dBuV/m	dBuV/m	dB	
1 p 5320.000	19.07	34.28	31.37	94.54	116.52	68.20	48.32	Peak
2 5350.020	19.11	34.40	31.39	40.41	62.53	74.00	-11.47	Peak
3 5350.767	19.11	34.40	31.39	41.29	63.41	74.00	-10.59	Peak



Test Mode: 04; Polarity: Vertical; Modulation:802.11n; Bandwidth:20MHz; Channel:High

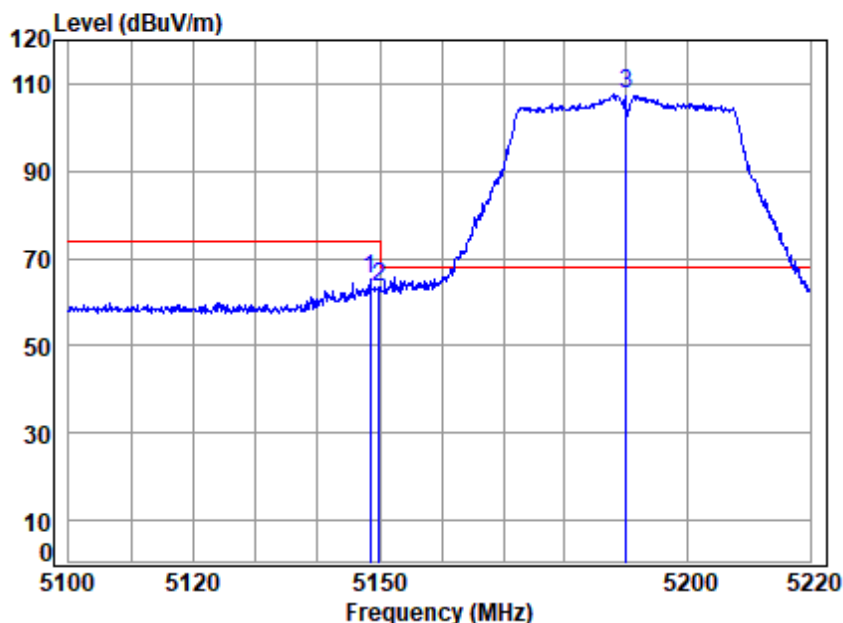


Site : chamber  
Condition: 3m VERTICAL  
Job No : 04576AT/04577AT  
Mode : 5320 Band edge  
: 5G WIFI 11N20

		Cable	Ant	Preamp	Read	Limit	Over	
	Freq	Loss	Factor	Factor	Level	Level	Line	Limit Remark
	MHz	dB	dB/m	dB	dBuV	dBuV/m	dBuV/m	dB
1	5320.000	19.07	34.28	31.37	84.75	106.73	-----	----- Average
2 q	5350.020	19.11	34.40	31.39	29.24	51.36	54.00	-2.64 Average
3	5351.267	19.11	34.41	31.39	28.97	51.10	54.00	-2.90 Average



Test Mode: 03; Polarity: Horizontal; Modulation:802.11n; Bandwidth:40MHz; Channel:Low



Site : chamber

Condition: 3m HORIZONTAL

Job No : 04576AT/04577AT

Mode : 5190 Band edge

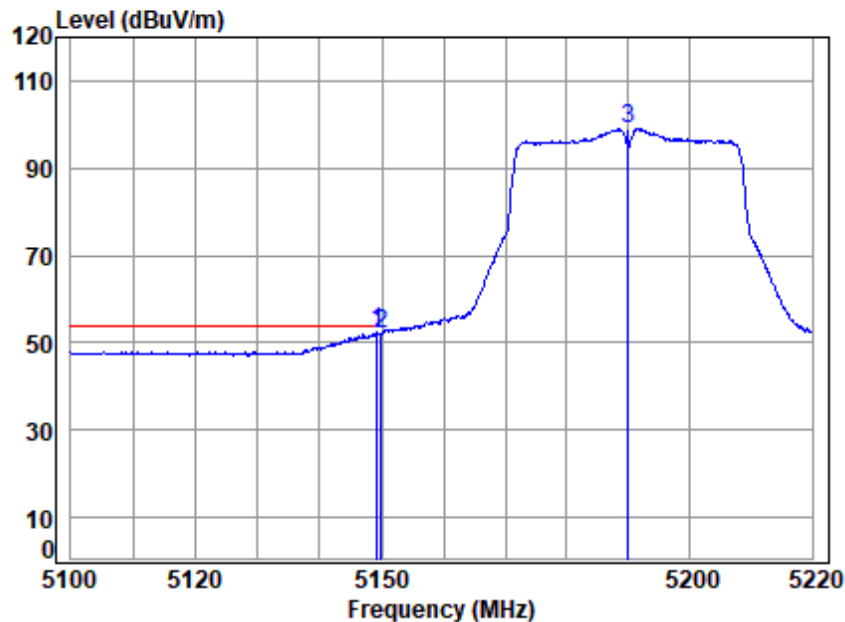
: 5G WIFI 11N40

		Cable	Ant	Preamp	Read	Limit	Over	
	Freq	Loss	Factor	Factor	Level	Level	Line	Limit Remark
	MHz	dB	dB/m	dB	dBuV	dBuV/m	dBuV/m	dB
1	5148.503	18.83	33.90	31.28	43.75	65.20	74.00	-8.80 peak
2	5149.980	18.83	33.90	31.28	42.15	63.60	74.00	-10.40 peak
3 p	5190.000	18.89	33.98	31.30	85.97	107.54	68.20	39.34 peak





Test Mode: 03; Polarity: Horizontal; Modulation:802.11n; Bandwidth:40MHz; Channel:Low

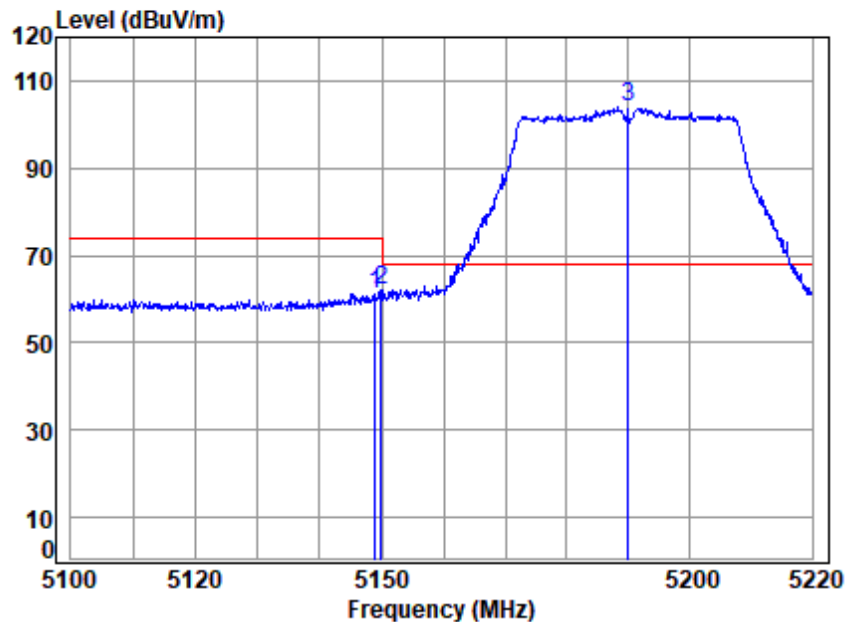


Site : chamber  
Condition: 3m HORIZONTAL  
Job No : 04576AT/04577AT  
Mode : 5190 Band edge  
: 5G WIFI 11N40

		Cable	Ant	Preamp	Read	Limit	Over	
Freq		Loss	Factor	Factor	Level	Level	Line	Limit Remark
MHz		dB	dB/m	dB	dBuV	dBuV/m	dBuV/m	dB
1 q	5149.342	18.83	33.90	31.28	30.96	52.41	54.00	-1.59 Average
2	5149.980	18.83	33.90	31.28	30.79	52.24	54.00	-1.76 Average
3	5190.000	18.89	33.98	31.30	77.53	99.10	-----	----- Average



Test Mode: 03; Polarity: Vertical; Modulation:802.11n; Bandwidth:40MHz; Channel:Low



Site : chamber

Condition: 3m VERTICAL

Job No : 04576AT/04577AT

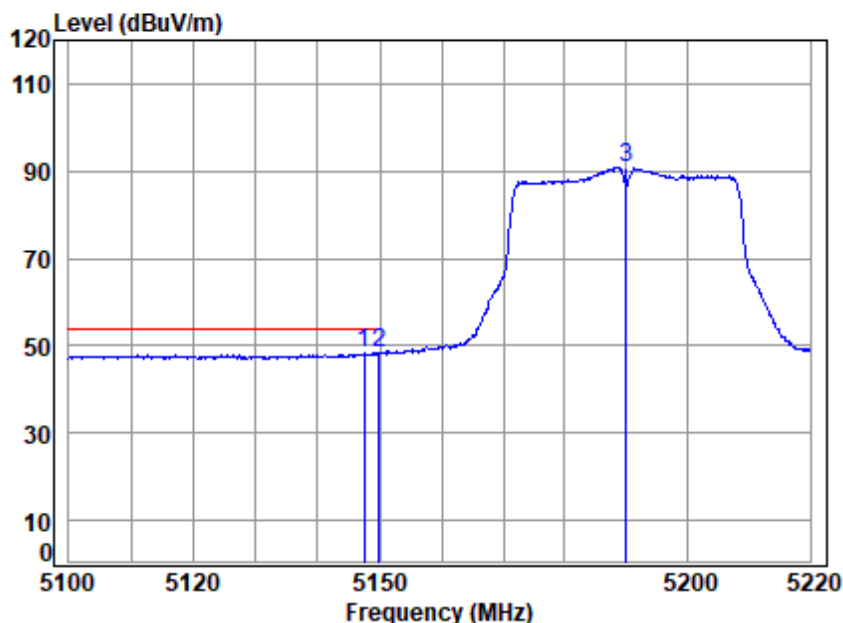
Mode : 5190 Band edge

: 5G WIFI 11N40

		Cable	Ant	Preamp	Read	Limit	Over	
	Freq	Loss	Factor	Factor	Level	Line	Limit	Remark
	MHz	dB	dB/m	dB	dBuV	dBuV/m	dB	
1	5148.982	18.83	33.90	31.28	39.71	61.16	74.00	-12.84 Peak
2	5149.980	18.83	33.90	31.28	40.74	62.19	74.00	-11.81 Peak
3 p	5190.000	18.89	33.98	31.30	82.33	103.90	68.20	35.70 Peak



Test Mode: 03; Polarity: Vertical; Modulation:802.11n; Bandwidth:40MHz; Channel:Low



Site : chamber

Condition: 3m VERTICAL

Job No : 04576AT/04577AT

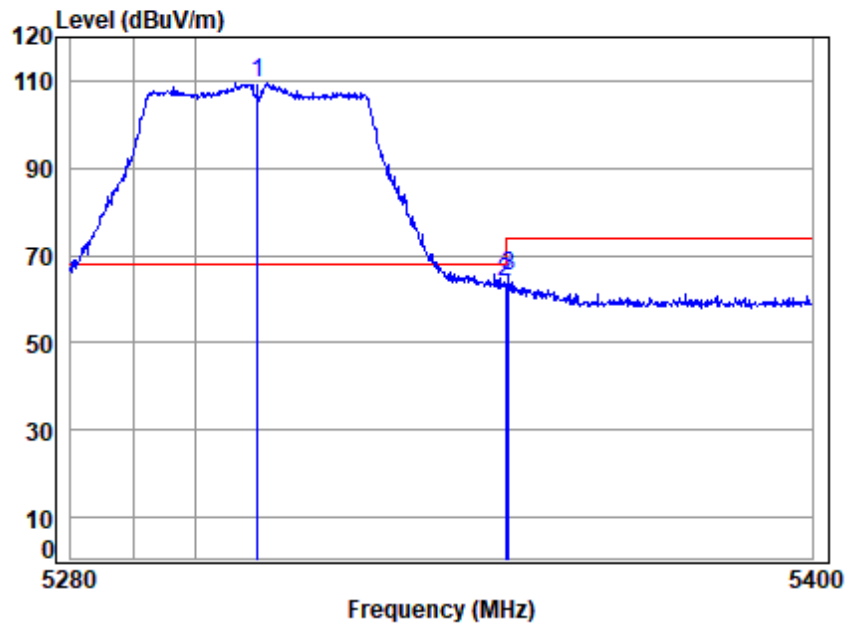
Mode : 5190 Band edge

: 5G WIFI 11N40

		Cable	Ant	Preamp	Read	Limit	Over	
	Freq	Loss	Factor	Factor	Level	Level	Line	Limit Remark
	MHz	dB	dB/m	dB	dBuV	dBuV/m	dBuV/m	dB
1	5147.426	18.83	33.91	31.28	26.94	48.40	54.00	-5.60 Average
2 q	5149.980	18.83	33.90	31.28	27.01	48.46	54.00	-5.54 Average
3	5190.000	18.89	33.98	31.30	69.19	90.76	-----	----- Average



Test Mode: 04; Polarity: Horizontal; Modulation:802.11n; Bandwidth:40MHz; Channel:High



Site : chamber

Condition: 3m HORIZONTAL

Job No : 04576AT/04577AT

Mode : 5310 Band edge

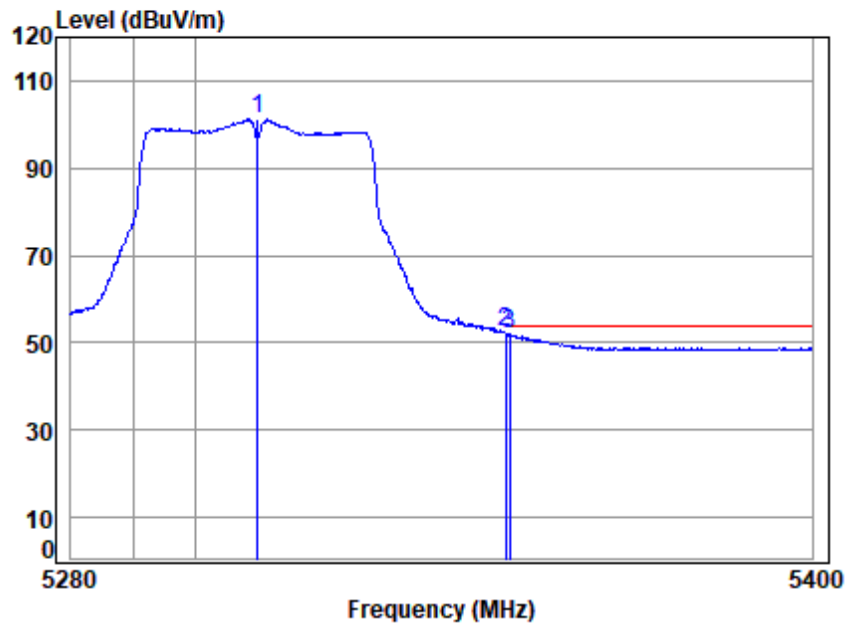
: 5G WIFI 11N40

		Cable	Ant	Preamp	Read	Limit	Over	
Freq		Loss	Factor	Factor	Level	Level	Line	Limit Remark
MHz		dB	dB/m	dB	dBuV	dBuV/m	dBuV/m	dB
1 p	5310.000	19.06	34.24	31.36	87.66	109.60	68.20	41.40 peak
2	5350.020	19.11	34.40	31.39	41.64	63.76	74.00	-10.24 peak
3	5350.594	19.11	34.40	31.39	43.07	65.19	74.00	-8.81 peak





Test Mode: 04; Polarity: Horizontal; Modulation:802.11n; Bandwidth:40MHz; Channel:High



Site : chamber

Condition: 3m HORIZONTAL

Job No : 04576AT/04577AT

Mode : 5310 Band edge

: 5G WIFI 11N40

		Cable	Ant	Preamp	Read	Limit	Over	
	Freq	Loss	Factor	Factor	Level	Level	Line	Limit Remark
	MHz	dB	dB/m	dB	dBuV	dBuV/m	dBuV/m	dB
1	5310.000	19.06	34.24	31.36	79.22	101.16	-----	----- Average
2 q	5350.020	19.11	34.40	31.39	30.54	52.66	54.00	-1.34 Average
3	5350.714	19.11	34.40	31.39	29.83	51.95	54.00	-2.05 Average



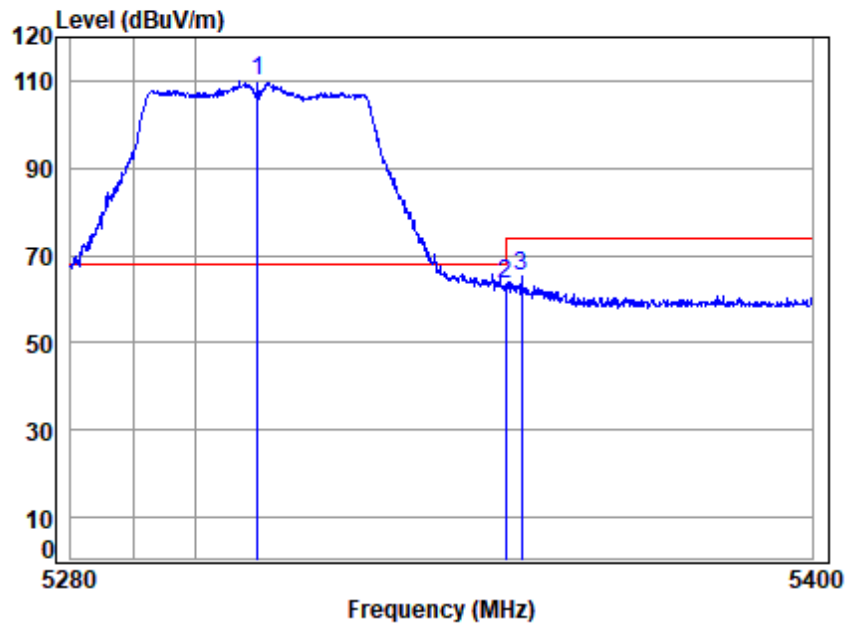
Unless otherwise agreed in writing, this document is issued by the Company subject to its General Conditions of Service printed overleaf, available on request or accessible at <https://www.sgs.com/en/Terms-and-Conditions>. Attention is drawn to the limitation of liability, indemnification and jurisdiction issues defined therein. Any holder of this document is advised that information contained hereon reflects the Company's findings at the time of its intervention only and within the limits of Client's instructions, if any. The Company's sole responsibility is to its Client and this document does not exonerate parties to a transaction from exercising all their rights and obligations under the transaction documents. This document cannot be reproduced except in full, without prior written approval of the Company. Any unauthorized alteration, forgery or falsification of the content or appearance of this document is unlawful and offenders may be prosecuted to the fullest extent of the law. Unless otherwise stated the results shown in this test report refer only to the sample(s) tested and such sample(s) are retained for 30 days only.

Attention: To check the authenticity of testing /inspection report & certificate, please contact us at telephone: (86-755) 8307 1443, or email: [CN.Doccheck@sgs.com](mailto:CN.Doccheck@sgs.com)

SGS-CSTC Standards Technical Services Co., Ltd.  
Shenzhen Branch

No.1 Workshop, M-10, Middle Section, Science & Technology Park, Nanshan District, Shenzhen, Guangdong, China 518057 t (86-755) 26012053 f (86-755) 26710594 www.sgsgroup.com.cn  
中国·广东·深圳市南山区科技园中区M-10栋1号厂房 邮编: 518057 t (86-755) 26012053 f (86-755) 26710594 sgs.china@sgs.com

Test Mode: 04; Polarity: Vertical; Modulation:802.11n; Bandwidth:40MHz; Channel:High



Site : chamber

Condition: 3m VERTICAL

Job No : 04576AT/04577AT

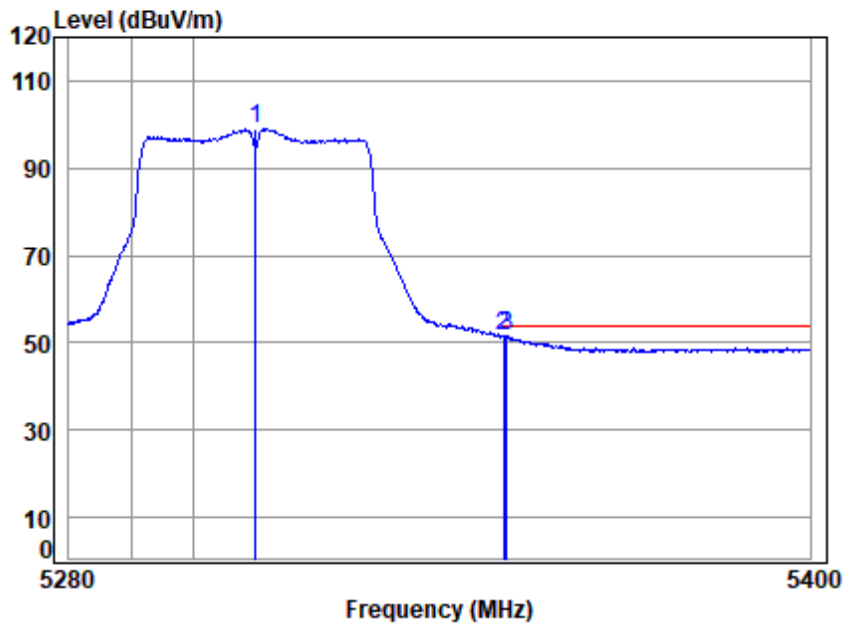
Mode : 5310 Band edge

: 5G WIFI 11N40

		Cable	Ant	Preamp	Read	Limit	Over	
Freq		Loss	Factor	Factor	Level	Level	Limit	Remark
MHz		dB	dB/m	dB	dBuV	dBuV/m	dBuV/m	dB
1 p	5310.000	19.06	34.24	31.36	87.80	109.74	68.20	41.54 Peak
2	5350.020	19.11	34.40	31.39	41.12	63.24	74.00	-10.76 Peak
3	5352.638	19.11	34.41	31.39	43.26	65.39	74.00	-8.61 Peak



Test Mode: 04; Polarity: Vertical; Modulation:802.11n; Bandwidth:40MHz; Channel:High



Site : chamber

Condition: 3m VERTICAL

Job No : 04576AT/04577AT

Mode : 5310 Band edge

: 5G WIFI 11N40

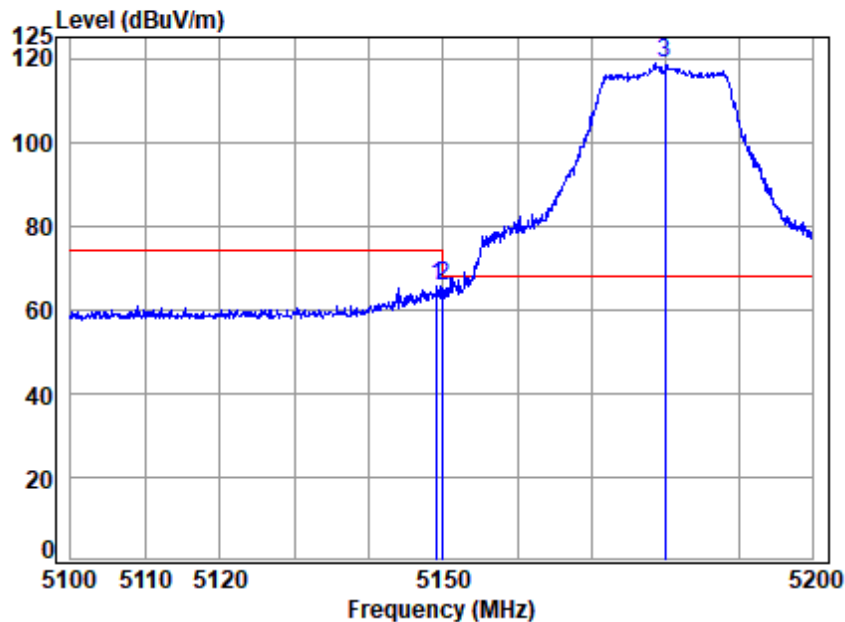
		Cable	Ant	Preamp	Read	Limit	Over	
	Freq	Loss	Factor	Factor	Level	Level	Line	Limit Remark
	MHz	dB	dB/m	dB	dBuV	dBuV/m	dBuV/m	dB
1	5310.000	19.06	34.24	31.36	77.02	98.96	-----	----- Average
2 q	5350.020	19.11	34.40	31.39	29.61	51.73	54.00	-2.27 Average
3	5350.594	19.11	34.40	31.39	29.48	51.60	54.00	-2.40 Average



Unless otherwise agreed in writing, this document is issued by the Company subject to its General Conditions of Service printed overleaf, available on request or accessible at <https://www.sgs.com/en/Terms-and-Conditions>. Attention is drawn to the limitation of liability, indemnification and jurisdiction issues defined therein. Any holder of this document is advised that information contained hereon reflects the Company's findings at the time of its intervention only and within the limits of Client's instructions, if any. The Company's sole responsibility is to its Client and this document does not exonerate parties to a transaction from exercising all their rights and obligations under the transaction documents. This document cannot be reproduced except in full, without prior written approval of the Company. Any unauthorized alteration, forgery or falsification of the content or appearance of this document is unlawful and offenders may be prosecuted to the fullest extent of the law. Unless otherwise stated the results shown in this test report refer only to the sample(s) tested and such sample(s) are retained for 30 days only.

Attention: To check the authenticity of testing /inspection report & certificate, please contact us at telephone: (86-755) 8307 1443, or email: [CN.Doccheck@sgs.com](mailto:CN.Doccheck@sgs.com)

Test Mode: 03; Polarity: Horizontal; Modulation:802.11ac; Bandwidth:20MHz; Channel:Low



Site : chamber

Condition: 3m HORIZONTAL

Job No : 04576AT/04577AT

Mode : 5180 Band edge

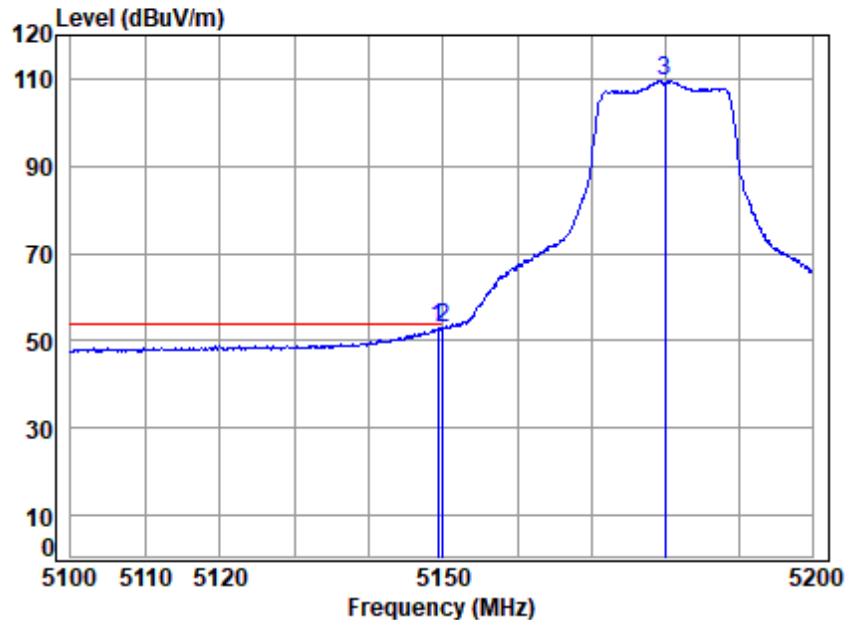
: 5G WIFI 11AC20

		Cable	Ant	Preamp	Read	Limit	Over	
	Freq	Loss	Factor	Factor	Level	Line	Limit	Remark
	MHz	dB	dB/m	dB	dBuV	dBuV/m	dBuV/m	dB
1	5149.157	18.83	33.90	31.28	43.91	65.36	74.00	-8.64 peak
2	5149.980	18.83	33.90	31.28	44.18	65.63	74.00	-8.37 peak
3 p	5180.000	18.88	33.96	31.30	97.09	118.63	68.20	50.43 peak





Test Mode: 03; Polarity: Horizontal; Modulation:802.11ac; Bandwidth:20MHz; Channel:Low



Site : chamber

Condition: 3m HORIZONTAL

Job No : 04576AT/04577AT

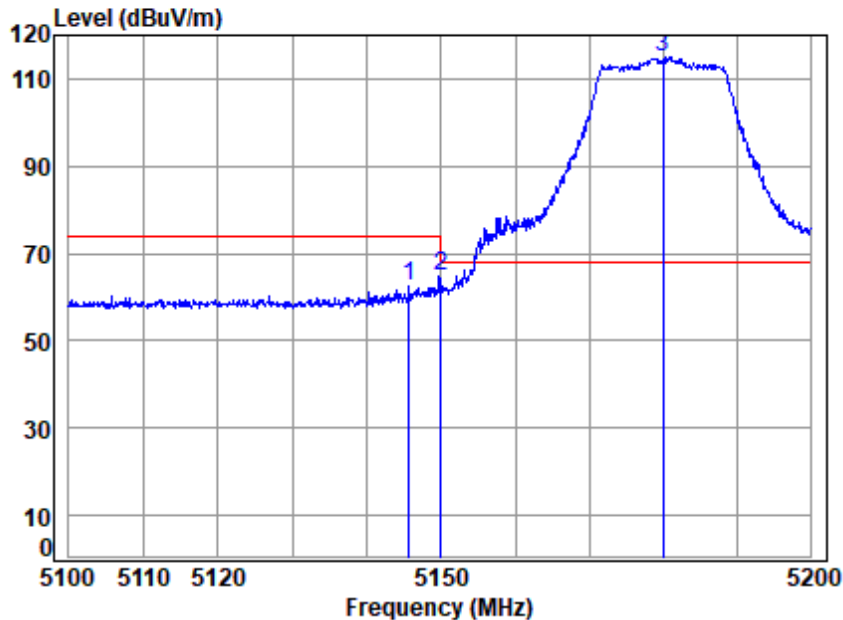
Mode : 5180 Band edge

: 5G WIFI 11AC20

		Cable	Ant	Preamp	Read	Limit	Over	
	Freq	Loss	Factor	Factor	Level	Level	Line	Limit Remark
	MHz	dB	dB/m	dB	dBuV	dBuV/m	dBuV/m	dB
1	5149.257	18.83	33.90	31.28	31.28	52.73	54.00	-1.27 Average
2 q	5149.980	18.83	33.90	31.28	31.63	53.08	54.00	-0.92 Average
3	5180.000	18.88	33.96	31.30	88.11	109.65	-----	----- Average



Test Mode: 03; Polarity: Vertical; Modulation:802.11ac; Bandwidth:20MHz; Channel:Low



Site : chamber

Condition: 3m VERTICAL

Job No : 04576AT/04577AT

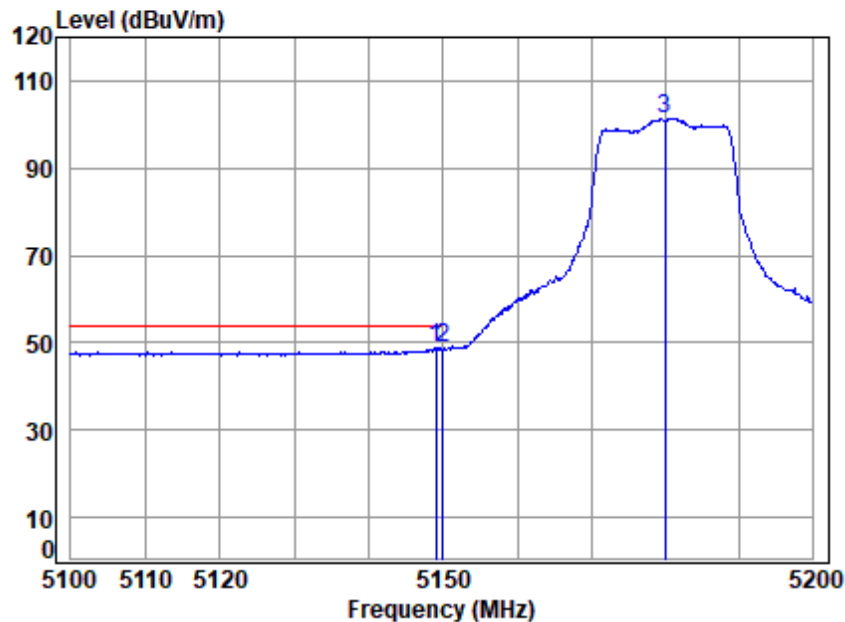
Mode : 5180 Band edge

: 5G WIFI 11AC20

		Cable	Ant	Preamp	Read	Limit	Over	
	Freq	Loss	Factor	Factor	Level	Level	Line	Limit Remark
	MHz	dB	dB/m	dB	dBuV	dBuV/m	dBuV/m	dB
1	5145.659	18.83	33.91	31.28	41.11	62.57	74.00	-11.43 Peak
2	5149.980	18.83	33.90	31.28	43.20	64.65	74.00	-9.35 Peak
3 p	5180.000	18.88	33.96	31.30	93.33	114.87	68.20	46.67 Peak



Test Mode: 03; Polarity: Vertical; Modulation:802.11ac; Bandwidth:20MHz; Channel:Low

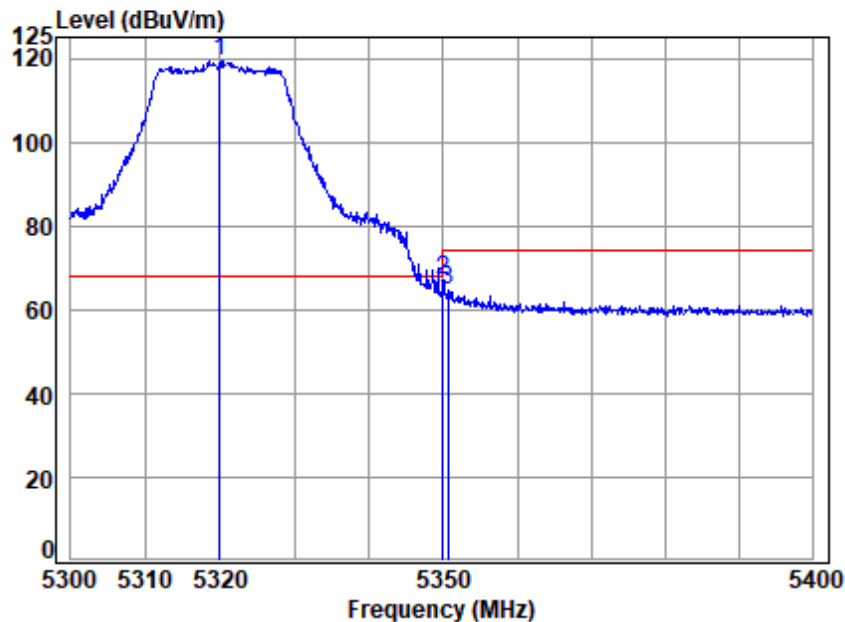


Site : chamber  
Condition: 3m VERTICAL  
Job No : 04576AT/04577AT  
Mode : 5180 Band edge  
: 5G WIFI 11AC20

		Cable	Ant	Preamp	Read	Limit	Over	
	Freq	Loss	Factor	Factor	Level	Level	Line	Limit Remark
	MHz	dB	dB/m	dB	dBuV	dBuV/m	dBuV/m	dB
1 q	5148.958	18.83	33.90	31.28	27.37	48.82	54.00	-5.18 Average
2	5149.980	18.83	33.90	31.28	27.32	48.77	54.00	-5.23 Average
3	5180.000	18.88	33.96	31.30	79.93	101.47	-----	----- Average



Test Mode: 04; Polarity: Horizontal; Modulation:802.11ac; Bandwidth:20MHz; Channel:High



Site : chamber

Condition: 3m HORIZONTAL

Job No : 04576AT/04577AT

Mode : 5320 Band edge

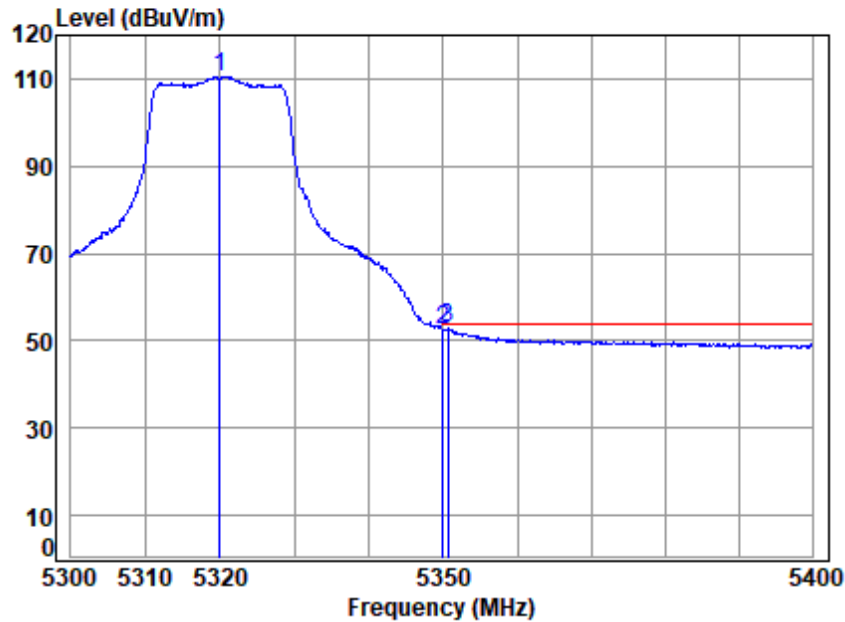
: 5G WIFI 11AC20

		Cable	Ant	Preamp	Read	Limit	Over	
	Freq	Loss	Factor	Factor	Level	Level	Line	Limit Remark
	MHz	dB	dB/m	dB	dBuV	dBuV/m	dBuV/m	dB
1 p	5320.000	19.07	34.28	31.37	97.41	119.39	68.20	51.19 peak
2	5350.020	19.11	34.40	31.39	44.77	66.89	74.00	-7.11 peak
3	5350.667	19.11	34.40	31.39	42.52	64.64	74.00	-9.36 peak





Test Mode: 04; Polarity: Horizontal; Modulation:802.11ac; Bandwidth:20MHz; Channel:High



Site : chamber  
Condition: 3m HORIZONTAL  
Job No : 04576AT/04577AT  
Mode : 5320 Band edge  
: 5G WIFI 11AC20

		Cable	Ant	Preamp	Read	Limit	Over	
Freq		Loss	Factor	Factor	Level	Level	Line	Limit Remark
MHz		dB	dB/m	dB	dBuV	dBuV/m	dBuV/m	dB
1	5320.000	19.07	34.28	31.37	88.53	110.51	-----	----- Average
2	5350.020	19.11	34.40	31.39	30.56	52.68	54.00	-1.32 Average
3 q	5350.667	19.11	34.40	31.39	30.64	52.76	54.00	-1.24 Average



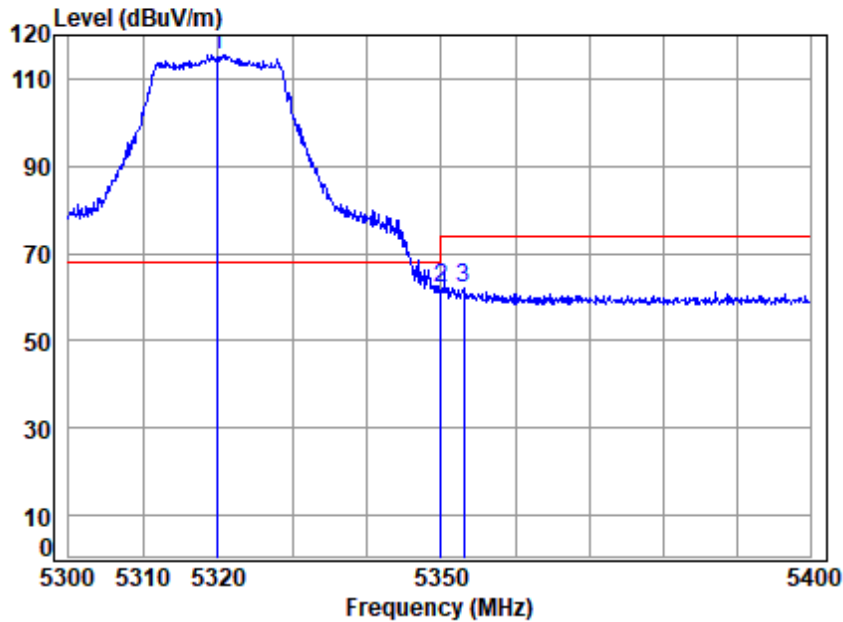
Unless otherwise agreed in writing, this document is issued by the Company subject to its General Conditions of Service printed overleaf, available on request or accessible at <https://www.sgs.com/en/Terms-and-Conditions>. Attention is drawn to the limitation of liability, indemnification and jurisdiction issues defined therein. Any holder of this document is advised that information contained hereon reflects the Company's findings at the time of its intervention only and within the limits of Client's instructions, if any. The Company's sole responsibility is to its Client and this document does not exonerate parties to a transaction from exercising all their rights and obligations under the transaction documents. This document cannot be reproduced except in full, without prior written approval of the Company. Any unauthorized alteration, forgery or falsification of the content or appearance of this document is unlawful and offenders may be prosecuted to the fullest extent of the law. Unless otherwise stated the results shown in this test report refer only to the sample(s) tested and such sample(s) are retained for 30 days only.

Attention: To check the authenticity of testing /inspection report & certificate, please contact us at telephone: (86-755) 8307 1443, or email: [CN.Doccheck@sgs.com](mailto:CN.Doccheck@sgs.com)

SGS-CSTC Standards Technical Services Co., Ltd.  
Shenzhen Branch

No.1 Workshop, M-10, Middle Section, Science & Technology Park, Nanshan District, Shenzhen, Guangdong, China 518057 t (86-755) 26012053 f (86-755) 26710594 www.sgsgroup.com.cn  
中国·广东·深圳市南山区科技园中区M-10栋1号厂房 邮编: 518057 t (86-755) 26012053 f (86-755) 26710594 sgs.china@sgs.com

Test Mode: 04; Polarity: Vertical; Modulation:802.11ac; Bandwidth:20MHz; Channel:High



Site : chamber

Condition: 3m VERTICAL

Job No : 04576AT/04577AT

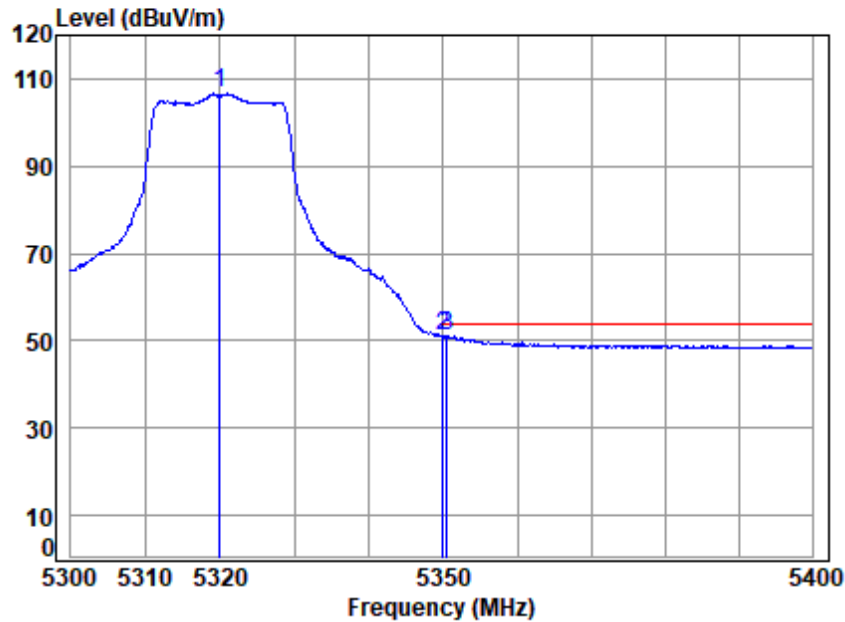
Mode : 5320 Band edge

: 5G WIFI 11AC20

		Cable	Ant	Preamp	Read	Limit	Over	
	Freq	Loss	Factor	Factor	Level	Level	Line	Limit Remark
	MHz	dB	dB/m	dB	dBuV	dBuV/m	dBuV/m	dB
1 p	5320.000	19.07	34.28	31.37	93.40	115.38	68.20	47.18 Peak
2	5350.020	19.11	34.40	31.39	39.74	61.86	74.00	-12.14 Peak
3	5353.067	19.11	34.41	31.39	39.96	62.09	74.00	-11.91 Peak



Test Mode: 04; Polarity: Vertical; Modulation:802.11ac; Bandwidth:20MHz; Channel:High



Site : chamber

Condition: 3m VERTICAL

Job No : 04576AT/04577AT

Mode : 5320 Band edge

: 5G WIFI 11AC20

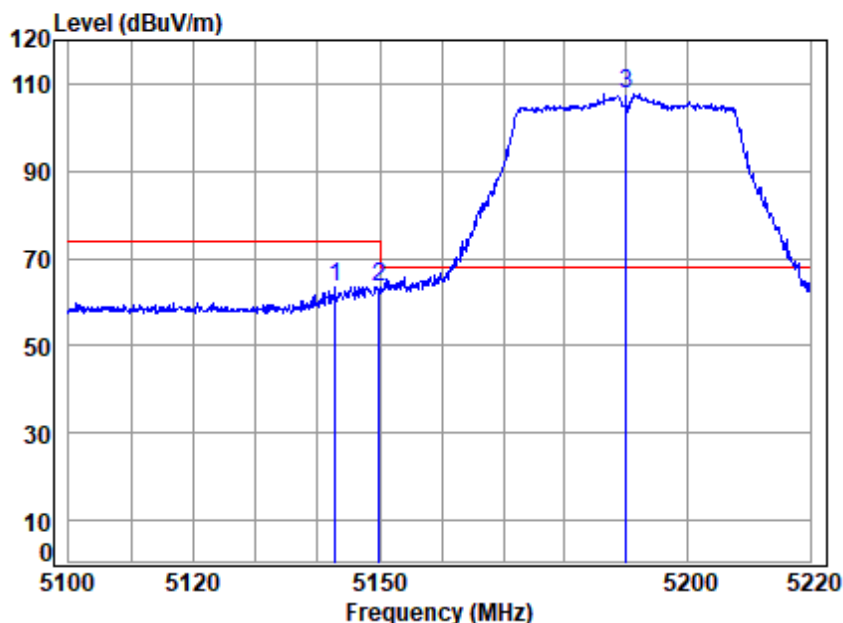
		Cable	Ant	Preamp	Read	Limit	Over	
Freq		Loss	Factor	Factor	Level	Level	Line	Limit Remark
MHz		dB	dB/m	dB	dBuV	dBuV/m	dBuV/m	dB
1	5320.000	19.07	34.28	31.37	84.75	106.73	-----	----- Average
2 q	5350.020	19.11	34.40	31.39	29.00	51.12	54.00	-2.88 Average
3	5350.566	19.11	34.40	31.39	28.88	51.00	54.00	-3.00 Average



Unless otherwise agreed in writing, this document is issued by the Company subject to its General Conditions of Service printed overleaf, available on request or accessible at <https://www.sgs.com/en/Terms-and-Conditions>. Attention is drawn to the limitation of liability, indemnification and jurisdiction issues defined therein. Any holder of this document is advised that information contained hereon reflects the Company's findings at the time of its intervention only and within the limits of Client's instructions, if any. The Company's sole responsibility is to its Client and this document does not exonerate parties to a transaction from exercising all their rights and obligations under the transaction documents. This document cannot be reproduced except in full, without prior written approval of the Company. Any unauthorized alteration, forgery or falsification of the content or appearance of this document is unlawful and offenders may be prosecuted to the fullest extent of the law. Unless otherwise stated the results shown in this test report refer only to the sample(s) tested and such sample(s) are retained for 30 days only.

Attention: To check the authenticity of testing /inspection report & certificate, please contact us at telephone: (86-755) 8307 1443, or email: [CN.Doccheck@sgs.com](mailto:CN.Doccheck@sgs.com)

Test Mode: 03; Polarity: Horizontal; Modulation:802.11ac; Bandwidth:40MHz; Channel:Low



Site : chamber

Condition: 3m HORIZONTAL

Job No : 04576AT/04577AT

Mode : 5190 Band edge

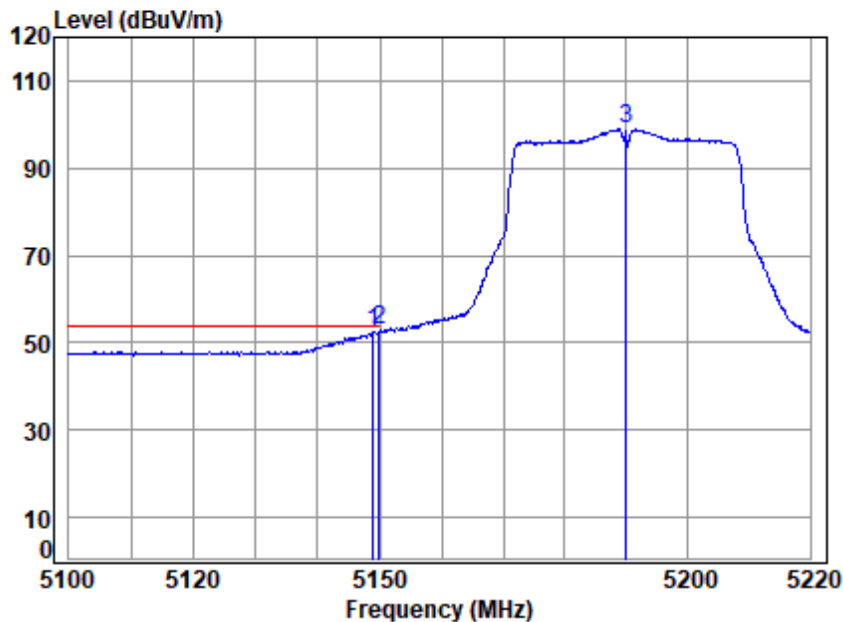
: 5G WIFI 11AC40

		Cable	Ant	Preamp	Read	Limit	Over	
	Freq	Loss	Factor	Factor	Level	Level	Line	Limit Remark
	MHz	dB	dB/m	dB	dBuV	dBuV/m	dBuV/m	dB
1	5142.759	18.82	33.91	31.28	42.19	63.64	74.00	-10.36 peak
2	5149.980	18.83	33.90	31.28	42.16	63.61	74.00	-10.39 peak
3 p	5190.000	18.89	33.98	31.30	85.94	107.51	68.20	39.31 peak





Test Mode: 03; Polarity: Horizontal; Modulation:802.11ac; Bandwidth:40MHz; Channel:Low



Site : chamber

Condition: 3m HORIZONTAL

Job No : 04576AT/04577AT

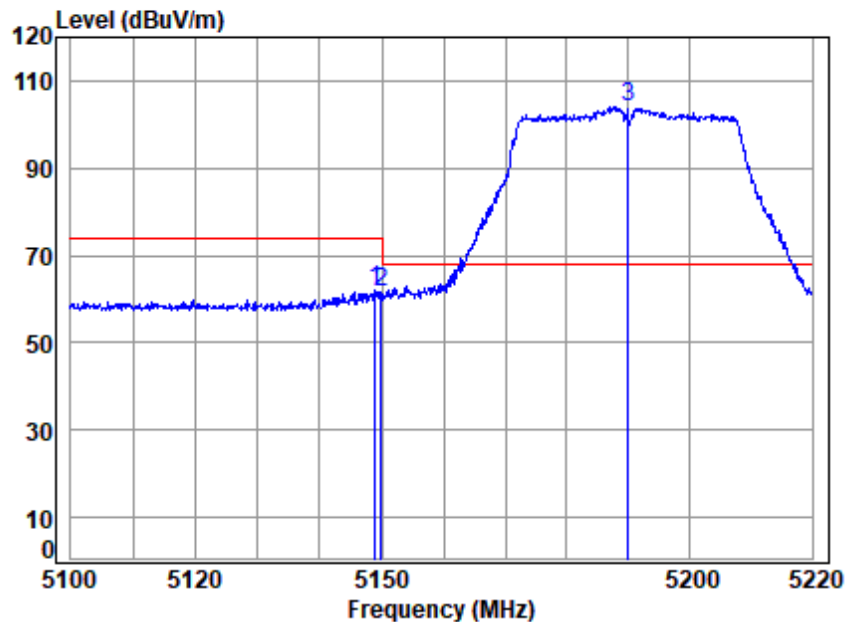
Mode : 5190 Band edge

: 5G WIFI 11AC40

		Cable	Ant	Preamp	Read	Limit	Over	
	Freq	Loss	Factor	Factor	Level	Level	Line	Limit Remark
	MHz	dB	dB/m	dB	dBuV	dBuV/m	dBuV/m	dB
1	5148.982	18.83	33.90	31.28	31.02	52.47	54.00	-1.53 Average
2 q	5149.980	18.83	33.90	31.28	31.36	52.81	54.00	-1.19 Average
3	5190.000	18.89	33.98	31.30	77.34	98.91	-----	----- Average



Test Mode: 03; Polarity: Vertical; Modulation:802.11ac; Bandwidth:40MHz; Channel:Low



Site : chamber

Condition: 3m VERTICAL

Job No : 04576AT/04577AT

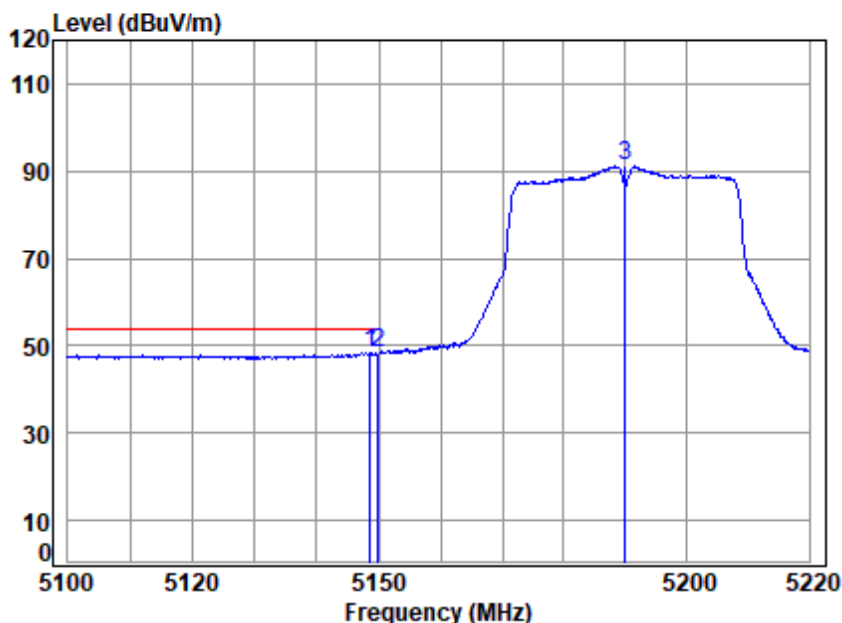
Mode : 5190 Band edge

: 5G WIFI 11AC40

		Cable	Ant	Preamp	Read	Limit	Over	
	Freq	Loss	Factor	Factor	Level	Level	Line	Limit Remark
	MHz	dB	dB/m	dB	dBuV	dBuV/m	dBuV/m	dB
1	5148.982	18.83	33.90	31.28	40.71	62.16	74.00	-11.84 Peak
2	5149.980	18.83	33.90	31.28	40.36	61.81	74.00	-12.19 Peak
3 p	5190.000	18.89	33.98	31.30	82.57	104.14	68.20	35.94 Peak



Test Mode: 03; Polarity: Vertical; Modulation:802.11ac; Bandwidth:40MHz; Channel:Low



Site : chamber

Condition: 3m VERTICAL

Job No : 04576AT/04577AT

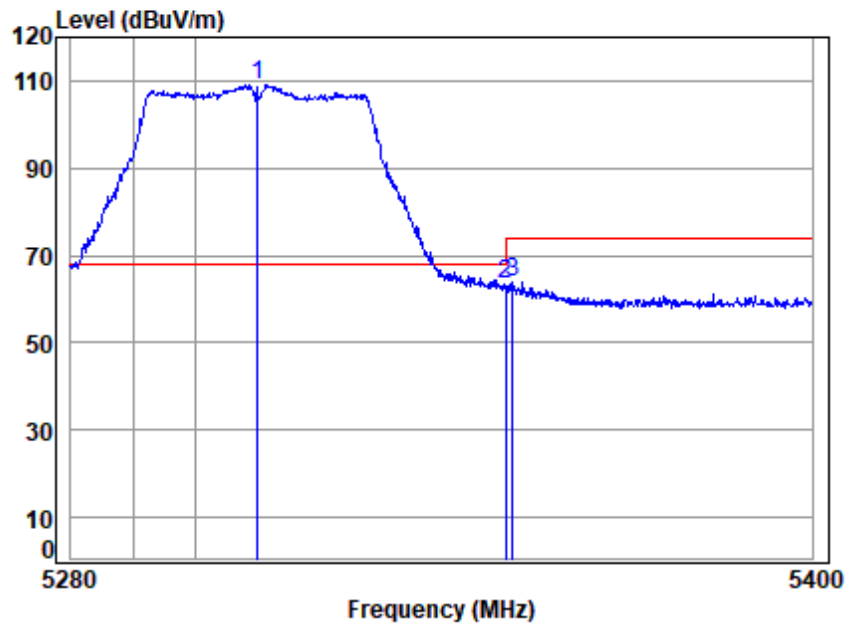
Mode : 5190 Band edge

: 5G WIFI 11AC40

		Cable	Ant	Preamp	Read	Limit	Over	
Freq		Loss	Factor	Factor	Level	Level	Line	Limit Remark
MHz		dB	dB/m	dB	dBuV	dBuV/m	dBuV/m	dB
1 q	5148.623	18.83	33.90	31.28	26.93	48.38	54.00	-5.62 Average
2	5149.980	18.83	33.90	31.28	26.90	48.35	54.00	-5.65 Average
3	5190.000	18.89	33.98	31.30	69.52	91.09	-----	----- Average



Test Mode: 04; Polarity: Horizontal; Modulation:802.11ac; Bandwidth:40MHz; Channel:High



Site : chamber

Condition: 3m HORIZONTAL

Job No : 04576AT/04577AT

Mode : 5310 Band edge

: 5G WIFI 11AC40

		Cable	Ant	Preamp	Read	Limit	Over	
	Freq	Loss	Factor	Factor	Level	Level	Line	Limit Remark
	MHz	dB	dB/m	dB	dBuV	dBuV/m	dBuV/m	dB
1 p	5310.000	19.06	34.24	31.36	87.02	108.96	68.20	40.76 peak
2	5350.020	19.11	34.40	31.39	41.18	63.30	74.00	-10.70 peak
3	5351.195	19.11	34.40	31.39	41.91	64.03	74.00	-9.97 peak

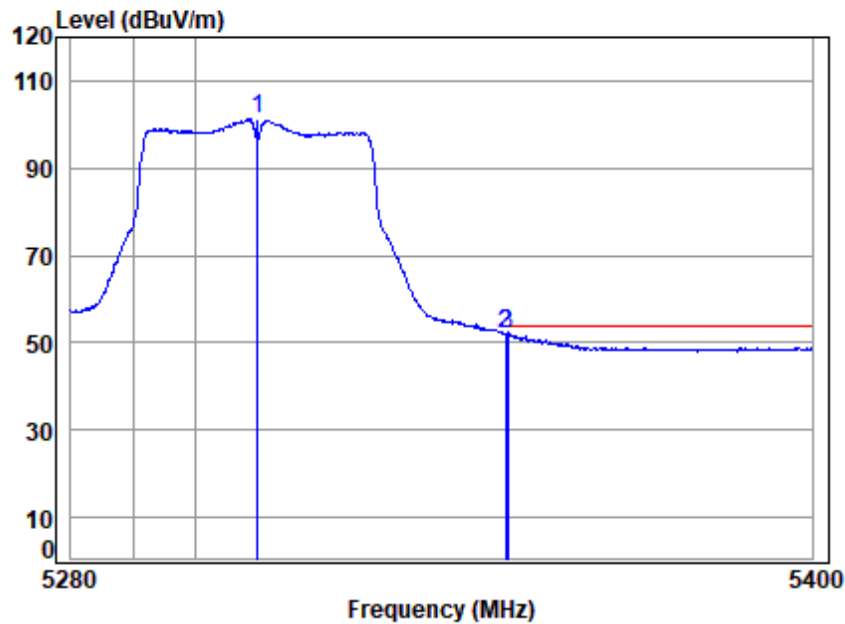


Unless otherwise agreed in writing, this document is issued by the Company subject to its General Conditions of Service printed overleaf, available on request or accessible at <https://www.sgs.com/en/Terms-and-Conditions>. Attention is drawn to the limitation of liability, indemnification and jurisdiction issues defined therein. Any holder of this document is advised that information contained hereon reflects the Company's findings at the time of its intervention only and within the limits of Client's instructions, if any. The Company's sole responsibility is to its Client and this document does not exonerate parties to a transaction from exercising all their rights and obligations under the transaction documents. This document cannot be reproduced except in full, without prior written approval of the Company. Any unauthorized alteration, forgery or falsification of the content or appearance of this document is unlawful and offenders may be prosecuted to the fullest extent of the law. Unless otherwise stated the results shown in this test report refer only to the sample(s) tested and such sample(s) are retained for 30 days only.

Attention: To check the authenticity of testing /inspection report & certificate, please contact us at telephone: (86-755) 8307 1443, or email: [CN.Doccheck@sgs.com](mailto:CN.Doccheck@sgs.com)



Test Mode: 04; Polarity: Horizontal; Modulation:802.11ac; Bandwidth:40MHz; Channel:High

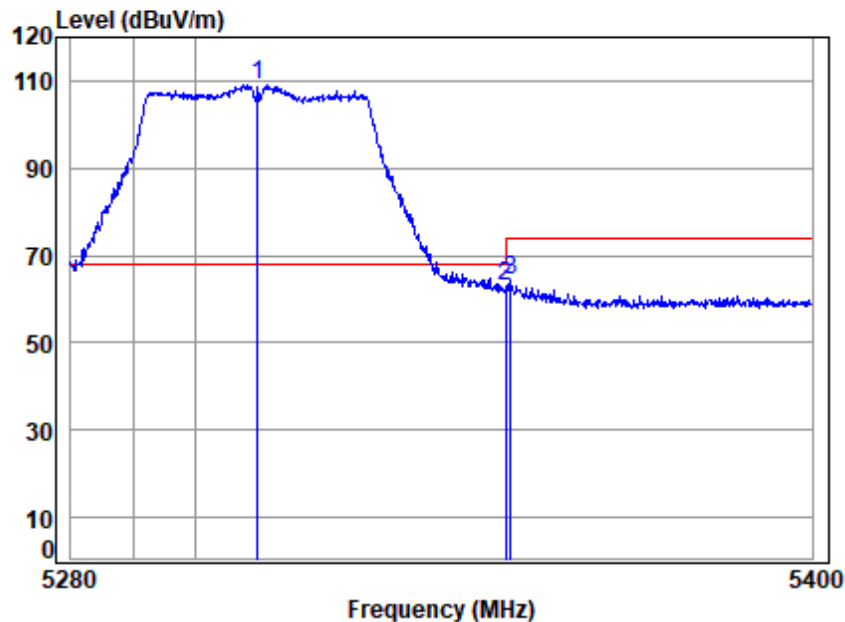


Site : chamber  
Condition: 3m HORIZONTAL  
Job No : 04576AT/04577AT  
Mode : 5310 Band edge  
: 5G WIFI 11AC40

		Cable	Ant	Preamp	Read	Limit	Over	
	Freq	Loss	Factor	Factor	Level	Level	Line	Limit Remark
	MHz	dB	dB/m	dB	dBuV	dBuV/m	dBuV/m	dB
1	5310.000	19.06	34.24	31.36	79.24	101.18	-----	----- Average
2 q	5350.020	19.11	34.40	31.39	30.12	52.24	54.00	-1.76 Average
3	5350.474	19.11	34.40	31.39	29.84	51.96	54.00	-2.04 Average



Test Mode: 04; Polarity: Vertical; Modulation:802.11ac; Bandwidth:40MHz; Channel:High



Site : chamber

Condition: 3m VERTICAL

Job No : 04576AT/04577AT

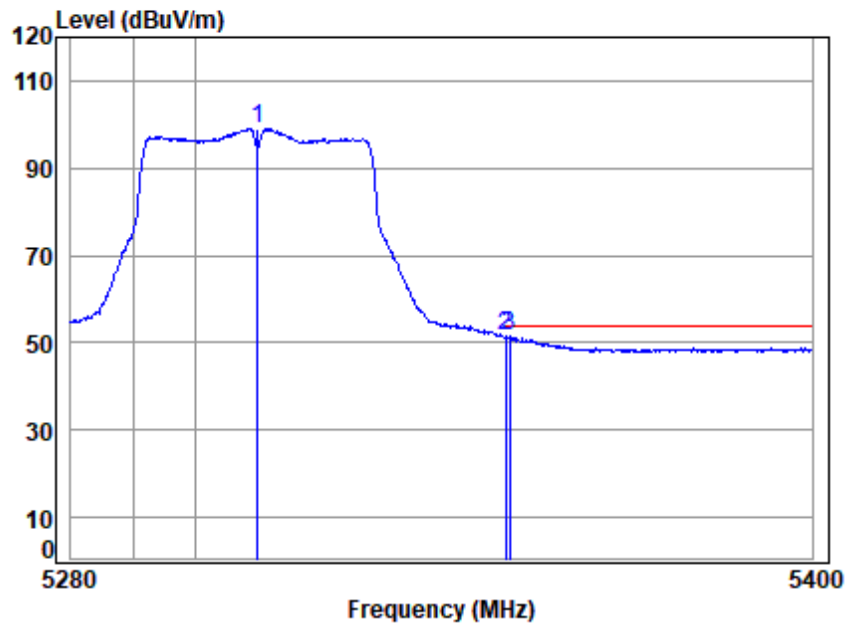
Mode : 5310 Band edge

: 5G WIFI 11AC40

		Cable	Ant	Preamp	Read	Limit	Over	
Freq		Loss	Factor	Factor	Level	Level	Line	Limit Remark
MHz		dB	dB/m	dB	dBuV	dBuV/m	dBuV/m	dB
1 p	5310.000	19.06	34.24	31.36	87.17	109.11	68.20	40.91 Peak
2	5350.020	19.11	34.40	31.39	41.03	63.15	74.00	-10.85 Peak
3	5350.955	19.11	34.40	31.39	42.01	64.13	74.00	-9.87 Peak



Test Mode: 04; Polarity: Vertical; Modulation:802.11ac; Bandwidth:40MHz; Channel:High



Site : chamber

Condition: 3m VERTICAL

Job No : 04576AT/04577AT

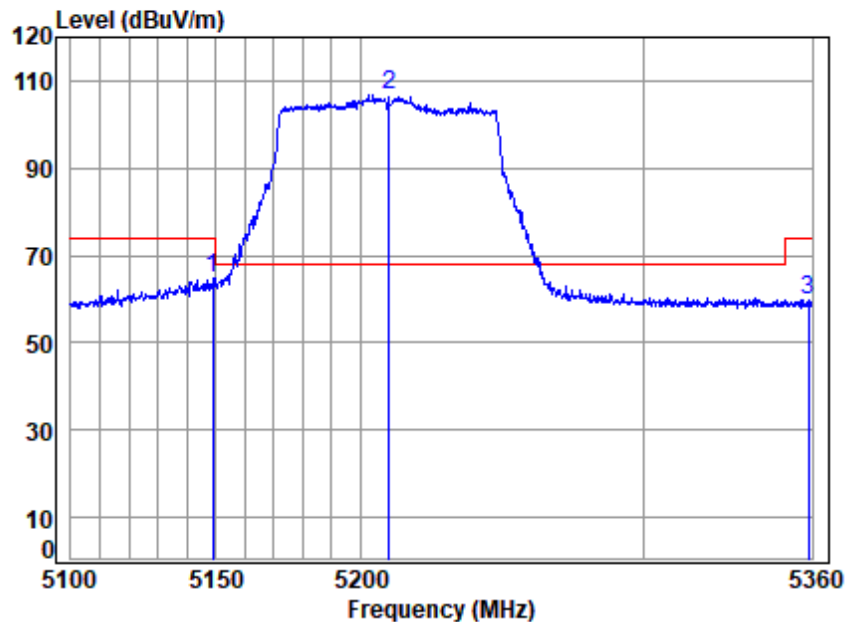
Mode : 5310 Band edge

: 5G WIFI 11AC40

		Cable	Ant	Preamp	Read	Limit	Over	
	Freq	Loss	Factor	Factor	Level	Level	Line	Limit Remark
	MHz	dB	dB/m	dB	dBuV	dBuV/m	dBuV/m	dB
1	5310.000	19.06	34.24	31.36	77.12	99.06	-----	----- Average
2 q	5350.020	19.11	34.40	31.39	29.26	51.38	54.00	-2.62 Average
3	5350.714	19.11	34.40	31.39	29.26	51.38	54.00	-2.62 Average



Test Mode: 03; Polarity: Horizontal; Modulation:802.11ac; Bandwidth:80MHz; Channel:Low



Site : chamber

Condition: 3m HORIZONTAL

Job No : 04576AT/04577AT

Mode : 5210 Band edge

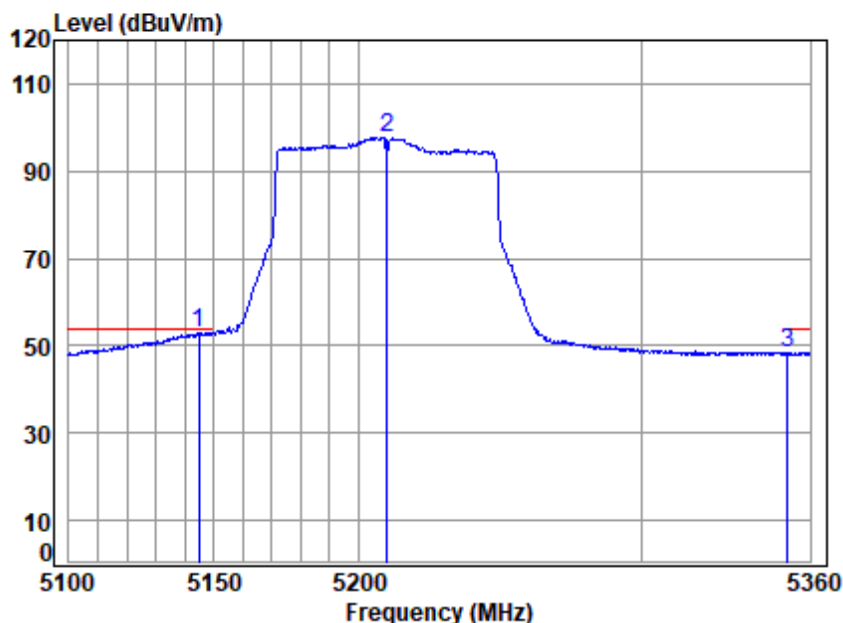
: 5G WIFI 11AC80

		Cable	Ant	Preamp	Read	Limit	Over	
	Freq	Loss	Factor	Factor	Level	Level	Line	Limit Remark
	MHz	dB	dB/m	dB	dBuV	dBuV/m	dBuV/m	dB
1	5148.667	18.83	33.90	31.28	43.49	64.94	74.00	-9.06 peak
2 p	5210.000	18.92	34.02	31.31	85.26	106.89	68.20	38.69 peak
3	5358.667	19.12	34.43	31.39	37.82	59.98	74.00	-14.02 peak





Test Mode: 03; Polarity: Horizontal; Modulation:802.11ac; Bandwidth:80MHz; Channel:Low



Site : chamber

Condition: 3m HORIZONTAL

Job No : 04576AT/04577AT

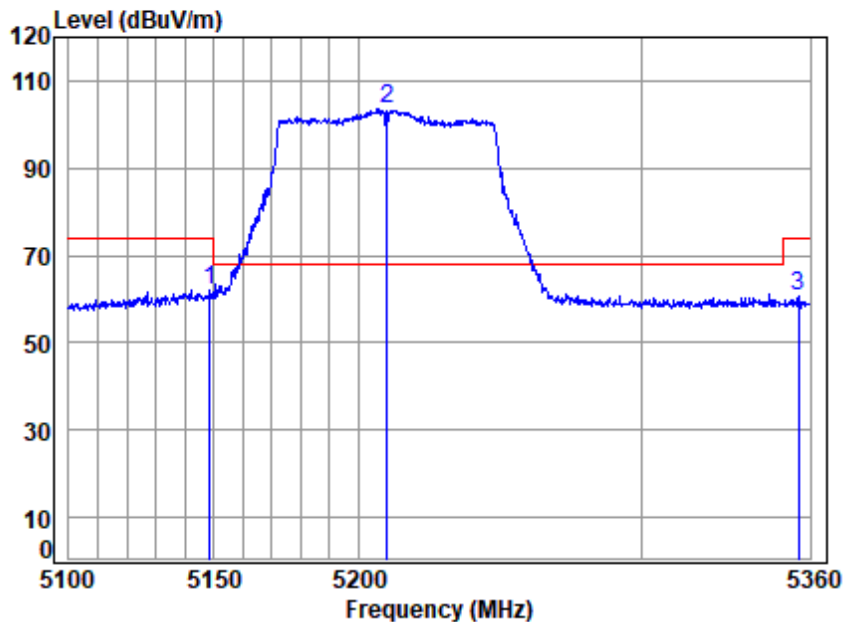
Mode : 5210 Band edge

: 5G WIFI 11AC80

		Cable	Ant	Preamp	Read	Limit	Over	
Freq		Loss	Factor	Factor	Level	Line	Limit	Remark
MHz		dB	dB/m	dB	dBuV	dBuV/m	dB	
1 q	5144.572	18.83	33.91	31.28	31.65	53.11	54.00	-0.89 Average
2	5210.000	18.92	34.02	31.31	75.99	97.62	-----	----- Average
3	5352.010	19.11	34.41	31.39	26.31	48.44	54.00	-5.56 Average



Test Mode: 03; Polarity: Vertical; Modulation:802.11ac; Bandwidth:80MHz; Channel:Low

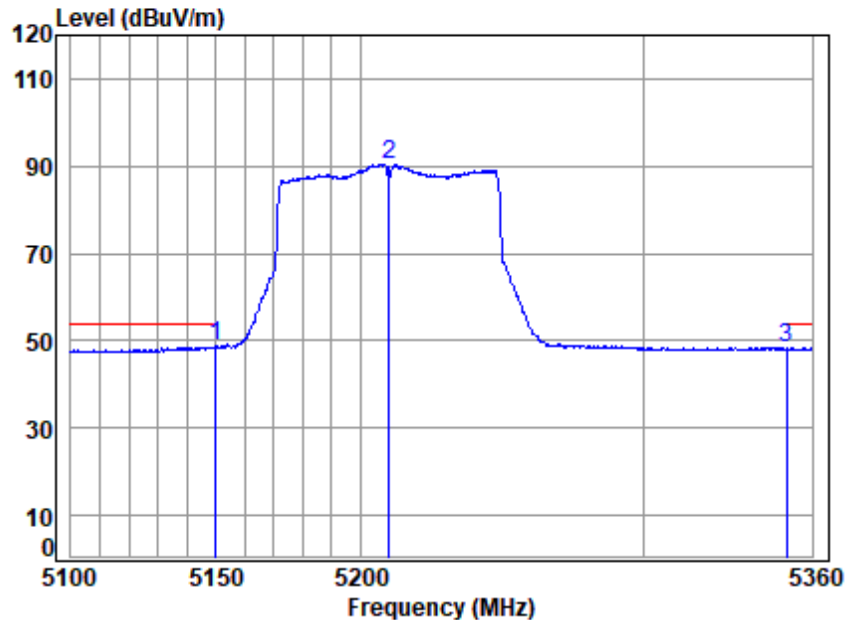


Site : chamber  
Condition: 3m VERTICAL  
Job No : 04576AT/04577AT  
Mode : 5210 Band edge  
: 5G WIFI 11AC80

		Cable	Ant	Preamp	Read	Limit	Over	
	Freq	Loss	Factor	Factor	Level	Line	Limit	Remark
	MHz	dB	dB/m	dB	dBuV	dBuV/m	dB	
1	5148.410	18.83	33.90	31.28	40.50	61.95	74.00	-12.05 Peak
2 p	5210.000	18.92	34.02	31.31	81.90	103.53	68.20	35.33 Peak
3	5355.737	19.12	34.42	31.39	38.33	60.48	74.00	-13.52 Peak



Test Mode: 03; Polarity: Vertical; Modulation:802.11ac; Bandwidth:80MHz; Channel:Low

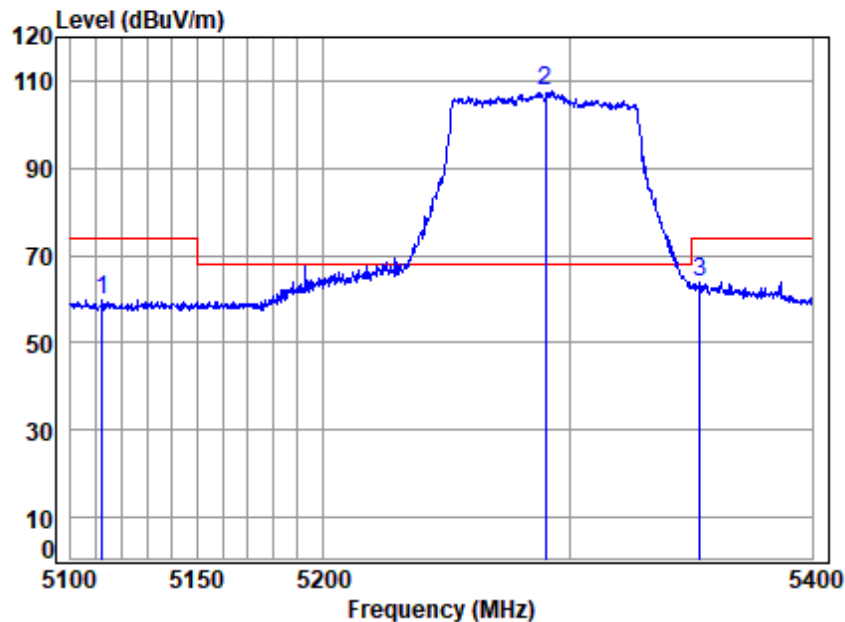


Site : chamber  
Condition: 3m VERTICAL  
Job No : 04576AT/04577AT  
Mode : 5210 Band edge  
: 5G WIFI 11AC80

		Cable	Ant	Preamp	Read	Limit	Over	
	Freq	Loss	Factor	Factor	Level	Line	Limit	Remark
	MHz	dB	dB/m	dB	dBuV	dBuV/m	dBuV/m	dB
1 q	5149.690	18.83	33.90	31.28	27.19	48.64	54.00	-5.36 Average
2	5210.000	18.92	34.02	31.31	68.93	90.56	-----	----- Average
3	5350.680	19.11	34.40	31.39	26.30	48.42	54.00	-5.58 Average



Test Mode: 04; Polarity: Horizontal; Modulation:802.11ac; Bandwidth:80MHz; Channel:High



Site : chamber

Condition: 3m HORIZONTAL

Job No : 04576AT/04577AT

Mode : 5290 Band edge

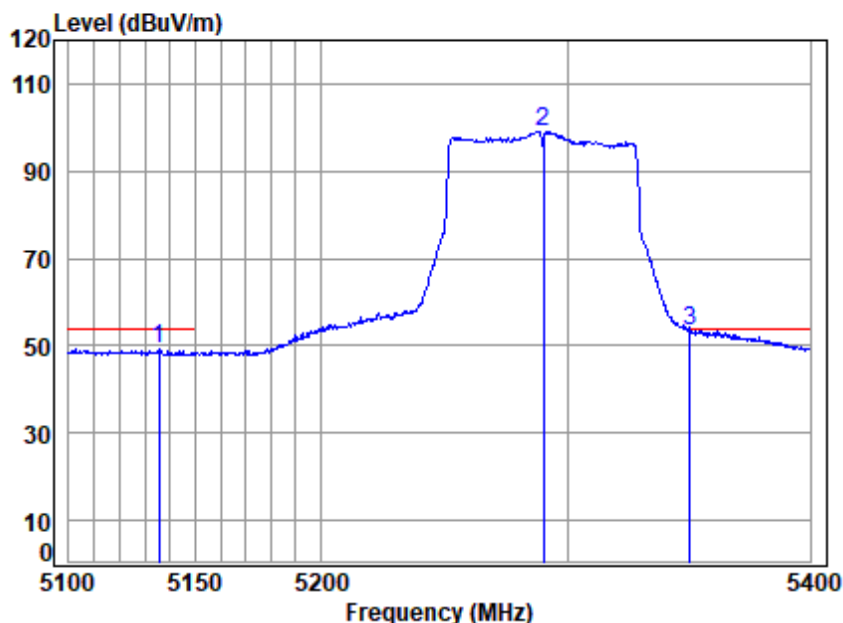
: 5G WIFI 11AC80

		Cable	Ant	Preamp	Read	Limit	Over	
	Freq	Loss	Factor	Factor	Level	Line	Limit	Remark
	MHz	dB	dB/m	dB	dBuV	dBuV/m	dBuV/m	dB
1	5112.550	18.78	33.97	31.26	38.43	59.92	74.00	-14.08 peak
2 p	5290.000	18.97	34.10	31.33	85.97	107.71	68.20	39.51 peak
3	5353.594	19.11	34.41	31.39	41.83	63.96	74.00	-10.04 peak





Test Mode: 04; Polarity: Horizontal; Modulation:802.11ac; Bandwidth:80MHz; Channel:High



Site : chamber

Condition: 3m HORIZONTAL

Job No : 04576AT/04577AT

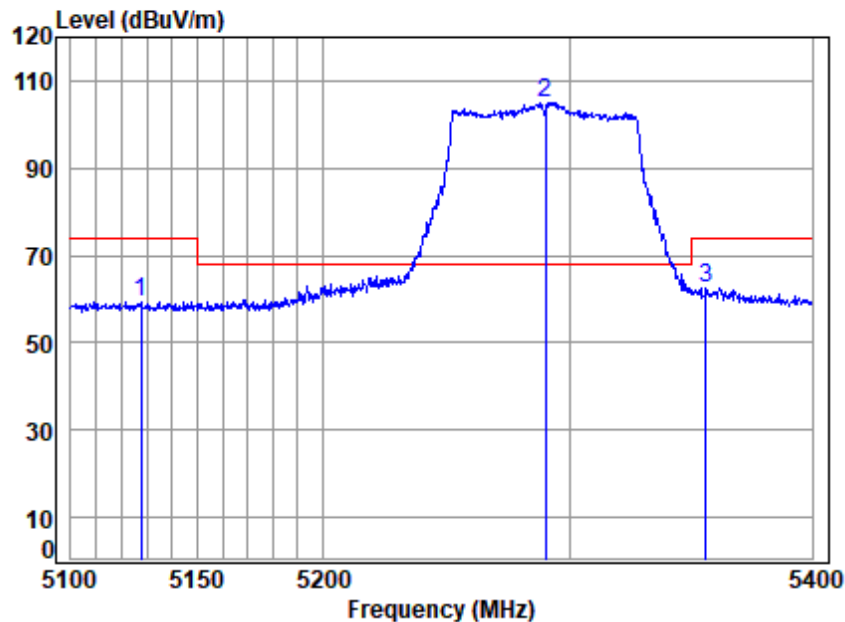
Mode : 5290 Band edge

: 5G WIFI 11AC80

		Cable	Ant	Preamp	Read	Limit	Over	
Freq		Loss	Factor	Factor	Level	Line	Limit	Remark
MHz		dB	dB/m	dB	dBuV	dBuV/m	dB	
1	5135.688	18.81	33.93	31.27	27.62	49.09	54.00	-4.91 Average
2	5290.000	18.97	34.10	31.33	77.29	99.03	-----	----- Average
3 q	5350.229	19.11	34.40	31.39	31.47	53.59	54.00	-0.41 Average



Test Mode: 04; Polarity: Vertical; Modulation:802.11ac; Bandwidth:80MHz; Channel:High



Site : chamber

Condition: 3m VERTICAL

Job No : 04576AT/04577AT

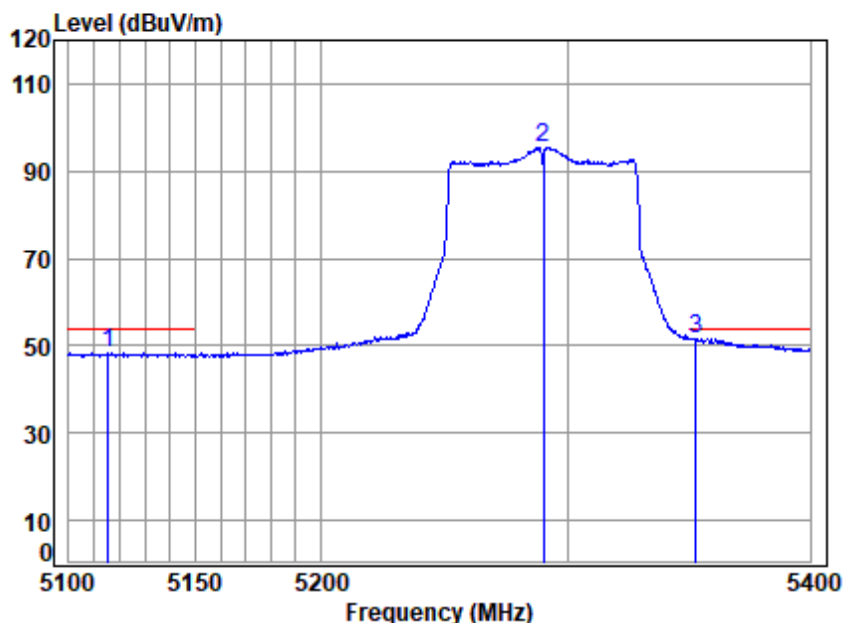
Mode : 5290 Band edge

: 5G WIFI 11AC80

		Cable	Ant	Preamp	Read	Limit	Over	
	Freq	Loss	Factor	Factor	Level	Line	Limit	Remark
	MHz	dB	dB/m	dB	dBuV	dBuV/m	dBuV/m	dB
1	5127.769	18.80	33.94	31.27	37.81	59.28	74.00	-14.72 Peak
2 p	5290.000	18.97	34.10	31.33	83.27	105.01	68.20	36.81 Peak
3	5356.042	19.12	34.42	31.39	40.42	62.57	74.00	-11.43 Peak



Test Mode: 04; Polarity: Vertical; Modulation:802.11ac; Bandwidth:80MHz; Channel:High



Site : chamber

Condition: 3m VERTICAL

Job No : 04576AT/04577AT

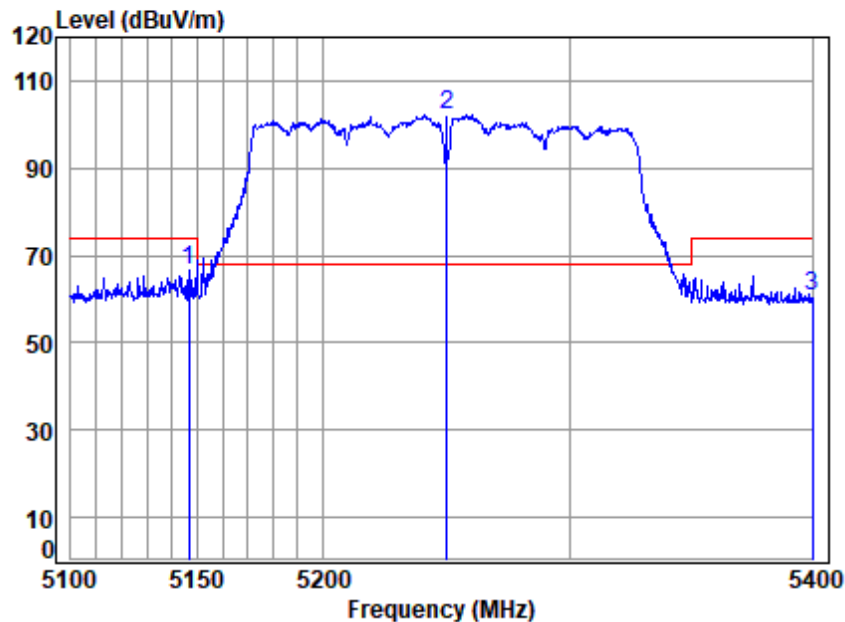
Mode : 5290 Band edge

: 5G WIFI 11AC80

		Cable	Ant	Preamp	Read	Limit	Over	
	Freq	Loss	Factor	Factor	Level	Line	Limit	Remark
	MHz	dB	dB/m	dB	dBuV	dBuV/m	dBuV/m	dB
1	5115.473	18.79	33.97	31.26	26.83	48.33	54.00	-5.67 Average
2	5290.000	18.97	34.10	31.33	73.82	95.56	-----	----- Average
3 q	5352.676	19.11	34.41	31.39	29.63	51.76	54.00	-2.24 Average



Test Mode: 03; Polarity: Horizontal; Modulation:802.11ac; Bandwidth:160MHz; Channel:middle



Site : chamber

Condition: 3m HORIZONTAL

Job No : 04576AT/04577AT

Mode : 5250 Band edge

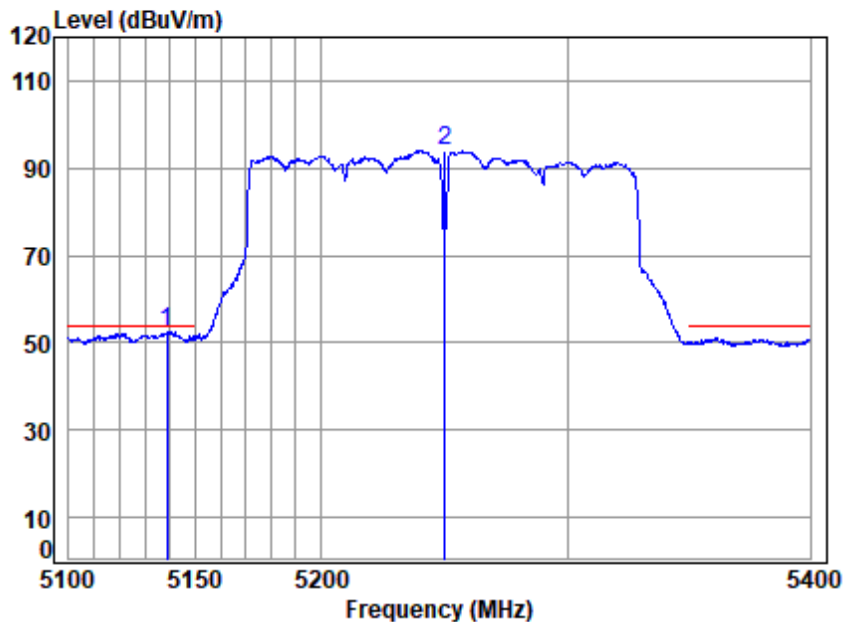
: 5G WIFI 11AC160

		Cable	Ant	Preamp	Read	Limit	Over	
Freq		Loss	Factor	Factor	Level	Level	Line	Limit Remark
MHz		dB	dB/m	dB	dBuV	dBuV/m	dBuV/m	dB
1	5146.855	18.83	33.91	31.28	45.04	66.50	74.00	-7.50 peak
2 p	5250.000	18.97	34.10	31.33	80.49	102.23	68.20	34.03 peak
3	5400.000	19.18	34.60	31.41	38.31	60.68	74.00	-13.32 peak





Test Mode: 03; Polarity: Horizontal; Modulation:802.11ac; Bandwidth:160MHz; Channel:middle



Site : chamber

Condition: 3m HORIZONTAL

Job No : 04576AT/04577AT

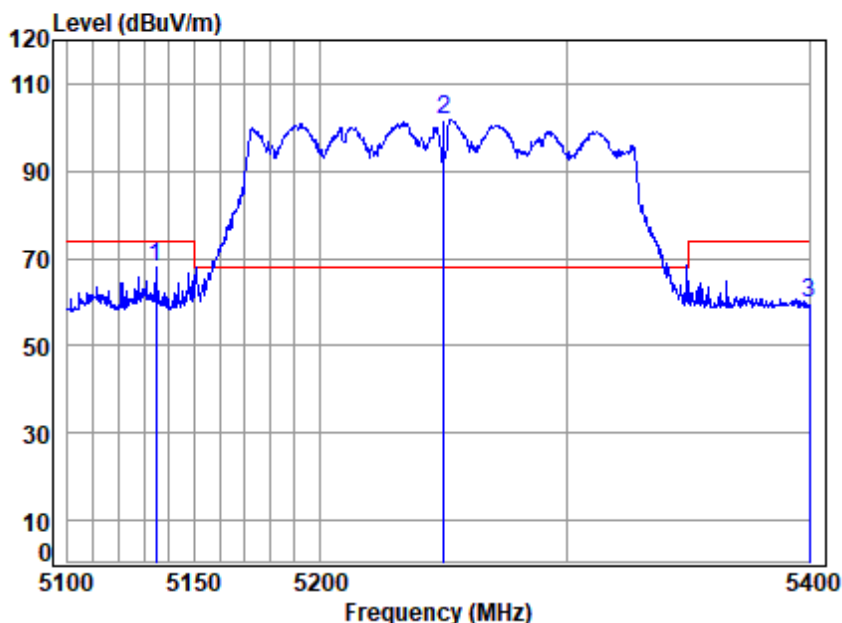
Mode : 5250 Band edge

: 5G WIFI 11AC160

		Cable	Ant	Preamp	Read	Limit	Over	
Freq		Loss	Factor	Factor	Level	Level	Line	Limit Remark
MHz		dB	dB/m	dB	dBuV	dBuV/m	dBuV/m	dB
1 q 5138.625		18.82	33.92	31.27	31.14	52.61	54.00	-1.39 Average
2 5250.000		18.97	34.10	31.33	72.24	93.98	-----	----- Average



Test Mode: 03; Polarity: Vertical; Modulation:802.11ac; Bandwidth:160MHz; Channel:middle



Site : chamber

Condition: 3m VERTICAL

Job No : 04576AT/04577AT

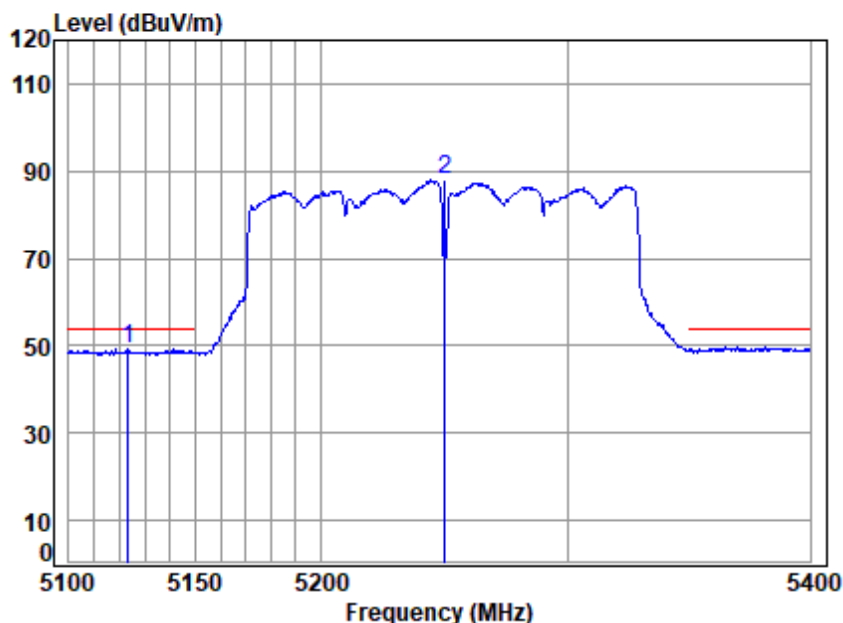
Mode : 5250 Band edge

: 5G WIFI 11AC160

	Cable	Ant	Preamp	Read	Limit	Over	
Freq	Loss	Factor	Factor	Level	Level	Line	Limit Remark
MHz	dB	dB/m	dB	dBuV	dBuV/m	dBuV/m	dB
1 5134.808	18.81	33.93	31.27	46.64	68.11	74.00	-5.89 Peak
2 p 5250.000	18.97	34.10	31.33	80.10	101.84	68.20	33.64 Peak
3 5400.000	19.18	34.60	31.41	37.44	59.81	74.00	-14.19 peak



Test Mode: 03; Polarity: Vertical; Modulation:802.11ac; Bandwidth:160MHz; Channel:middle



Site : chamber

Condition: 3m VERTICAL

Job No : 04576AT/04577AT

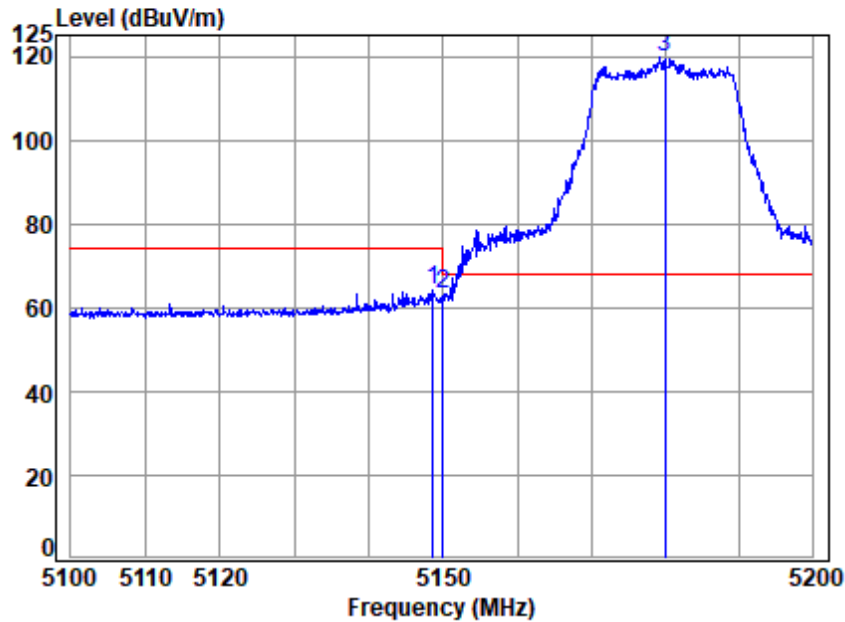
Mode : 5250 Band edge

: 5G WIFI 11AC160

		Cable	Ant	Preamp	Read	Limit	Over	
Freq		Loss	Factor	Factor	Level	Level	Line	Limit Remark
MHz		dB	dB/m	dB	dBuV	dBuV/m	dBuV/m	dB
1 q 5123.374		18.80	33.95	31.27	27.87	49.35	54.00	-4.65 Average
2 5250.000		18.97	34.10	31.33	66.22	87.96	-----	----- Average



Test Mode: 03; Polarity: Horizontal; Modulation:802.11ax(Full RU0); Bandwidth:20MHz; Channel:Low



Site : chamber

Condition: 3m HORIZONTAL

Job No : 04576AT/04577AT

Mode : 5180 Band edge

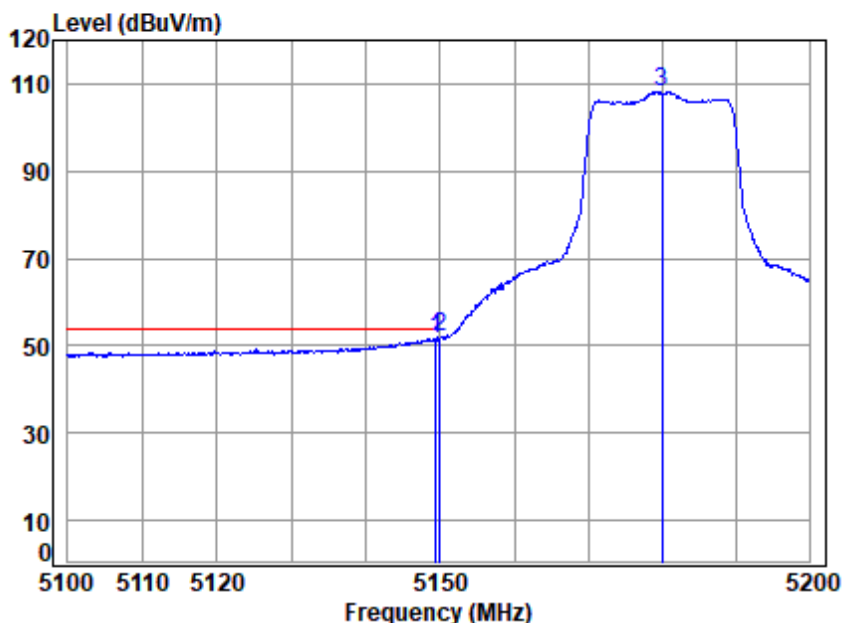
: 5G WIFI 11AX20

		Cable	Ant	Preamp	Read	Limit	Over	
Freq		Loss	Factor	Factor	Level	Level	Line	Limit Remark
MHz		dB	dB/m	dB	dBuV	dBuV/m	dBuV/m	dB
1	5148.558	18.83	33.90	31.28	42.64	64.09	74.00	-9.91 peak
2	5149.980	18.83	33.90	31.28	42.00	63.45	74.00	-10.55 peak
3 p	5180.000	18.88	33.96	31.30	98.10	119.64	68.20	51.44 peak





Test Mode: 03; Polarity: Horizontal; Modulation:802.11ax(Full RU0); Bandwidth:20MHz; Channel:Low



Site : chamber

Condition: 3m HORIZONTAL

Job No : 04576AT/04577AT

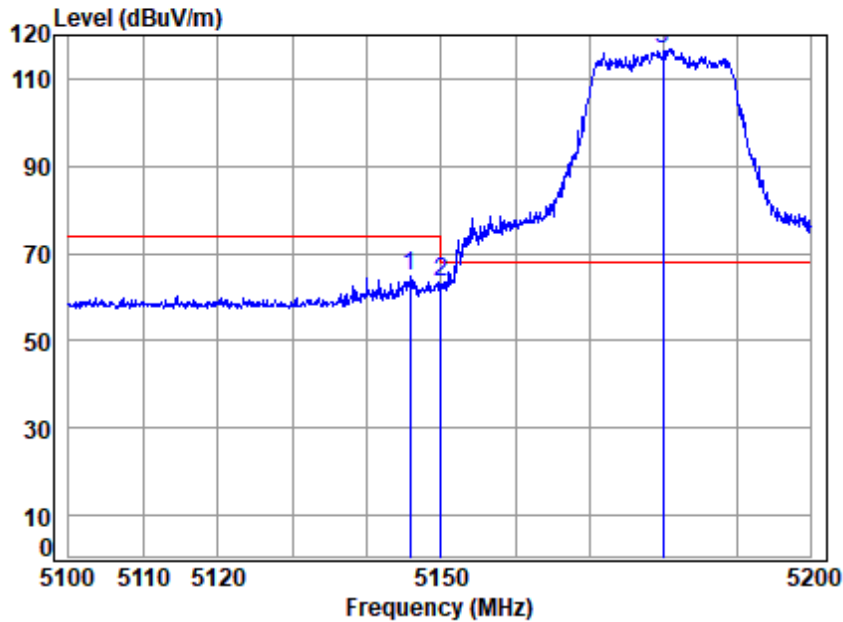
Mode : 5180 Band edge

: 5G WIFI 11AX20

		Cable	Ant	Preamp	Read	Limit	Over	
	Freq	Loss	Factor	Factor	Level	Level	Line	Limit Remark
	MHz	dB	dB/m	dB	dBuV	dBuV/m	dBuV/m	dB
1	5149.357	18.83	33.90	31.28	30.31	51.76	54.00	-2.24 Average
2 q	5149.980	18.83	33.90	31.28	30.59	52.04	54.00	-1.96 Average
3	5180.000	18.88	33.96	31.30	86.72	108.26	-----	----- Average



Test Mode: 03; Polarity: Vertical; Modulation:802.11ax(Full RU0); Bandwidth:20MHz; Channel:Low



Site : chamber

Condition: 3m VERTICAL

Job No : 04576AT/04577AT

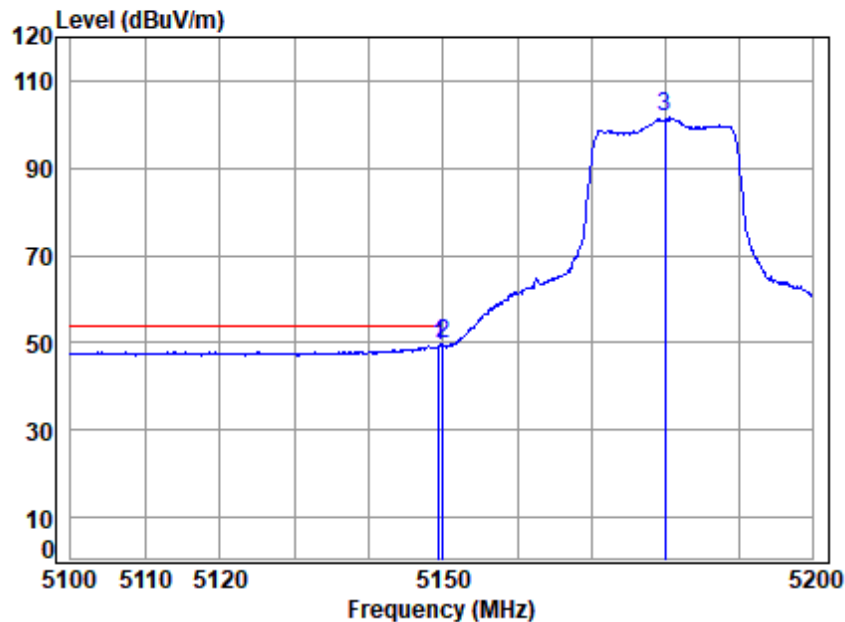
Mode : 5180 Band edge

: 5G WIFI 11AX20

		Cable	Ant	Preamp	Read	Limit	Over	
Freq		Loss	Factor	Factor	Level	Level	Line	Limit Remark
MHz		dB	dB/m	dB	dBuV	dBuV/m	dBuV/m	dB
1	5145.859	18.83	33.91	31.28	43.34	64.80	74.00	-9.20 Peak
2	5149.980	18.83	33.90	31.28	41.87	63.32	74.00	-10.68 Peak
3 p	5180.000	18.88	33.96	31.30	95.46	117.00	68.20	48.80 Peak



Test Mode: 03; Polarity: Vertical; Modulation:802.11ax(Full RU0); Bandwidth:20MHz; Channel:Low

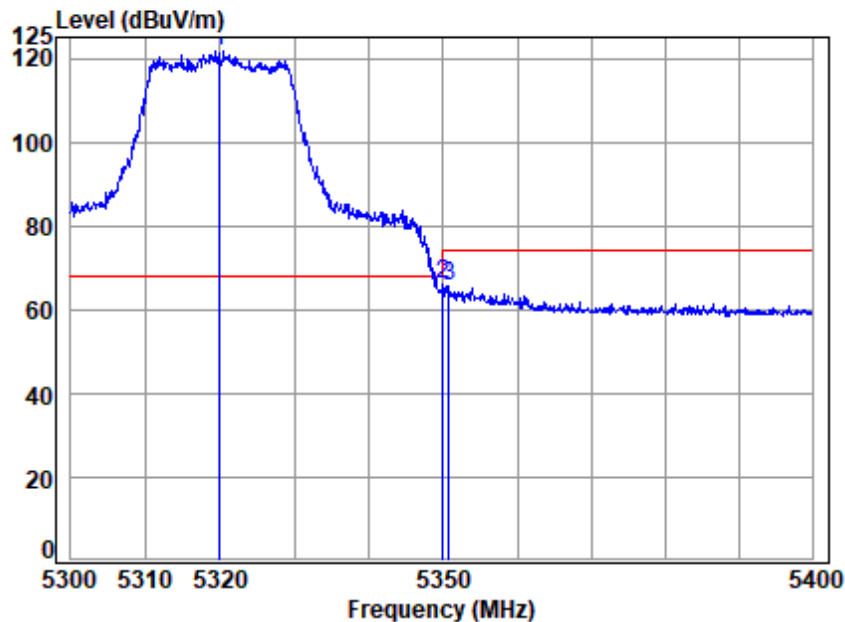


Site : chamber  
Condition: 3m VERTICAL  
Job No : 04576AT/04577AT  
Mode : 5180 Band edge  
: 5G WIFI 11AX20

		Cable	Ant	Preamp	Read	Limit	Over	
Freq		Loss	Factor	Factor	Level	Level	Line	Limit Remark
MHz		dB	dB/m	dB	dBuV	dBuV/m	dBuV/m	dB
1	5149.357	18.83	33.90	31.28	27.73	49.18	54.00	-4.82 Average
2 q	5149.980	18.83	33.90	31.28	28.27	49.72	54.00	-4.28 Average
3	5180.000	18.88	33.96	31.30	80.04	101.58	-----	----- Average



Test Mode: 04; Polarity: Horizontal; Modulation:802.11ax(Full RU0); Bandwidth:20MHz; Channel:High



Site : chamber

Condition: 3m HORIZONTAL

Job No : 04576AT/04577AT

Mode : 5320 Band edge

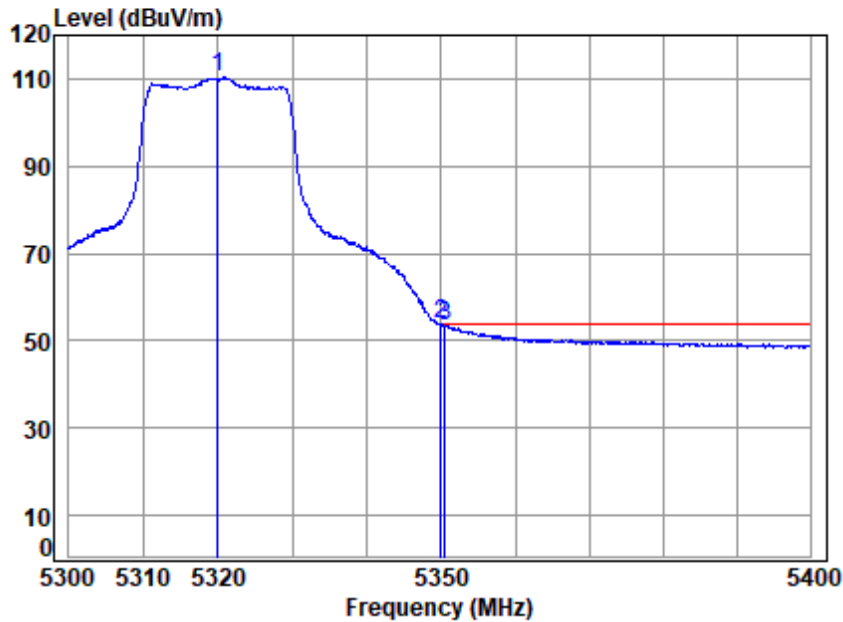
: 5G WIFI 11AX20

		Cable	Ant	Preamp	Read	Limit	Over	
	Freq	Loss	Factor	Factor	Level	Level	Line	Limit Remark
	MHz	dB	dB/m	dB	dBuV	dBuV/m	dBuV/m	dB
1 p	5320.000	19.07	34.28	31.37	99.56	121.54	68.20	53.34 peak
2	5350.020	19.11	34.40	31.39	43.75	65.87	74.00	-8.13 peak
3	5350.767	19.11	34.40	31.39	43.55	65.67	74.00	-8.33 peak





Test Mode: 04; Polarity: Horizontal; Modulation:802.11ax(Full RU0); Bandwidth:20MHz; Channel:High



Site : chamber

Condition: 3m HORIZONTAL

Job No : 04576AT/04577AT

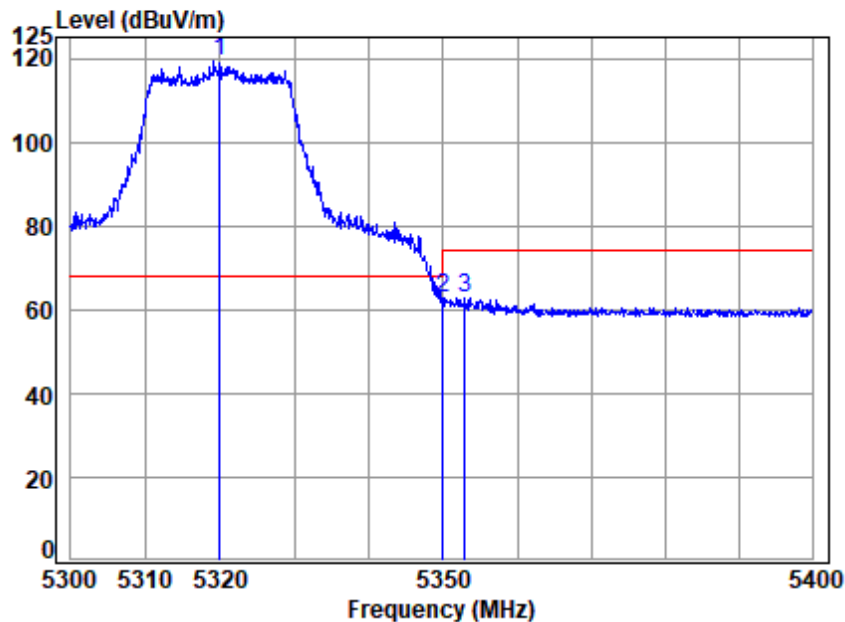
Mode : 5320 Band edge

: 5G WIFI 11AX20

		Cable	Ant	Preamp	Read	Limit	Over	
Freq		Loss	Factor	Factor	Level	Level	Line	Limit Remark
MHz		dB	dB/m	dB	dBuV	dBuV/m	dBuV/m	dB
1	5320.000	19.07	34.28	31.37	88.30	110.28	-----	----- Average
2 q	5350.020	19.11	34.40	31.39	31.57	53.69	54.00	-0.31 Average
3	5350.566	19.11	34.40	31.39	31.31	53.43	54.00	-0.57 Average



Test Mode: 04; Polarity: Vertical; Modulation:802.11ax(Full RU0); Bandwidth:20MHz; Channel:High



Site : chamber

Condition: 3m VERTICAL

Job No : 04576AT/04577AT

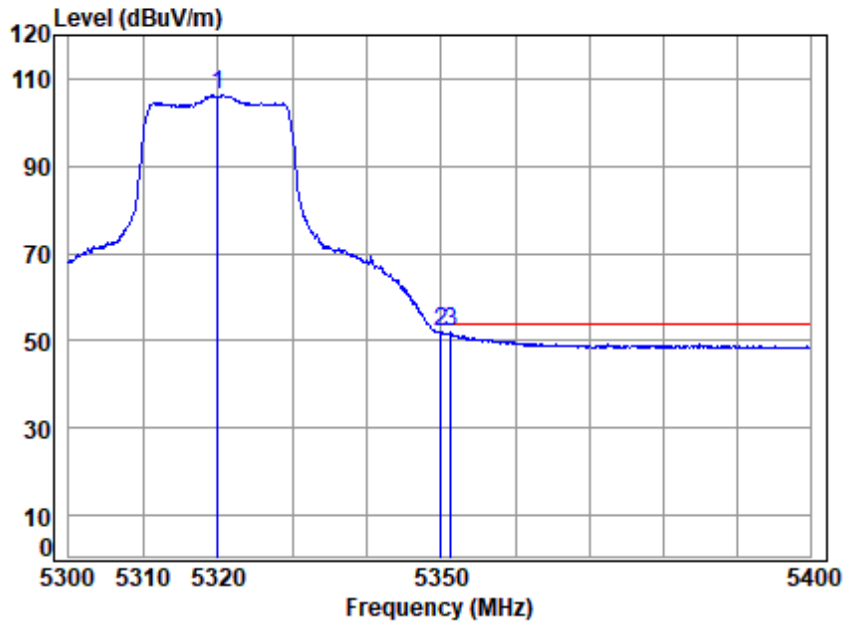
Mode : 5320 Band edge

: 5G WIFI 11AX20

		Cable	Ant	Preamp	Read	Limit	Over	
	Freq	Loss	Factor	Factor	Level	Level	Line	Limit Remark
	MHz	dB	dB/m	dB	dBuV	dBuV/m	dBuV/m	dB
1 p	5320.000	19.07	34.28	31.37	97.35	119.33	68.20	51.13 Peak
2	5350.020	19.11	34.40	31.39	40.84	62.96	74.00	-11.04 Peak
3	5352.967	19.11	34.41	31.39	40.75	62.88	74.00	-11.12 Peak



Test Mode: 04; Polarity: Vertical; Modulation:802.11ax(Full RU0); Bandwidth:20MHz; Channel:High

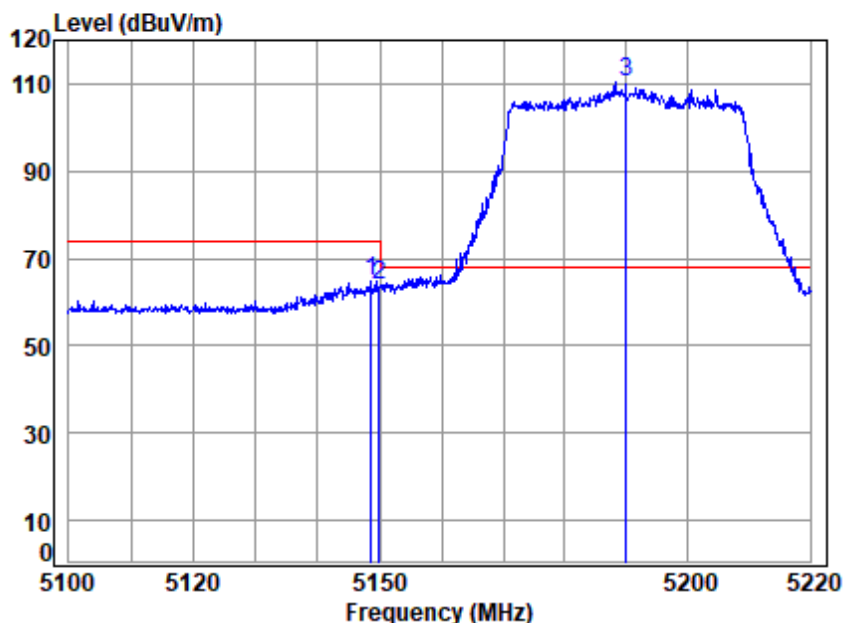


Site : chamber  
Condition: 3m VERTICAL  
Job No : 04576AT/04577AT  
Mode : 5320 Band edge  
: 5G WIFI 11AX20

		Cable	Ant	Preamp	Read	Limit	Over	
Freq		Loss	Factor	Factor	Level	Level	Line	Limit Remark
MHz		dB	dB/m	dB	dBuV	dBuV/m	dBuV/m	dB
1	5320.000	19.07	34.28	31.37	84.33	106.31	-----	----- Average
2 q	5350.020	19.11	34.40	31.39	29.96	52.08	54.00	-1.92 Average
3	5351.367	19.11	34.41	31.39	29.85	51.98	54.00	-2.02 Average



Test Mode: 03; Polarity: Horizontal; Modulation:802.11ax(Full RU0); Bandwidth:40MHz; Channel:Low



Site : chamber

Condition: 3m HORIZONTAL

Job No : 04576AT/04577AT

Mode : 5190 Band edge

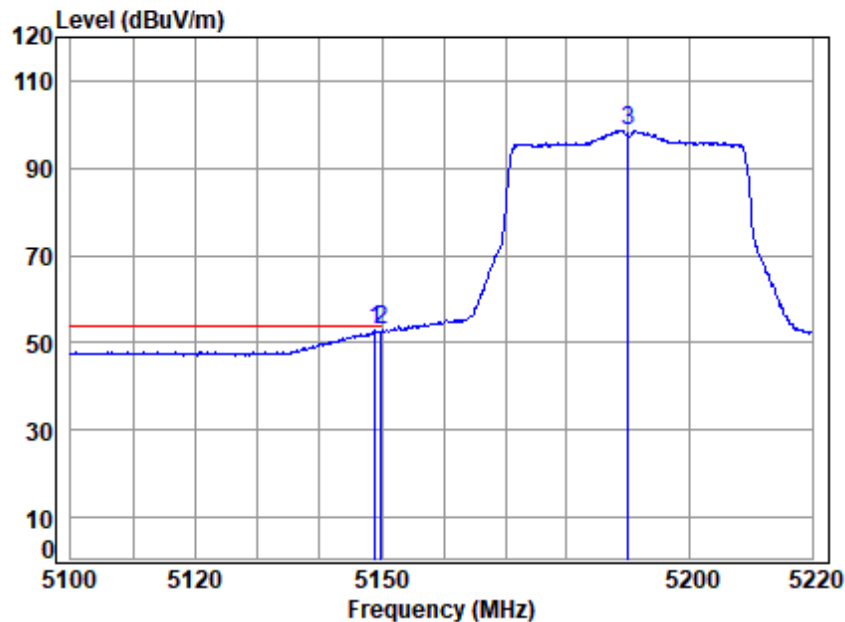
: 5G WIFI 11AX40

		Cable	Ant	Preamp	Read	Limit	Over	
	Freq	Loss	Factor	Factor	Level	Level	Line	Limit Remark
	MHz	dB	dB/m	dB	dBuV	dBuV/m	dBuV/m	dB
1	5148.623	18.83	33.90	31.28	43.38	64.83	74.00	-9.17 peak
2	5149.980	18.83	33.90	31.28	42.58	64.03	74.00	-9.97 peak
3 p	5190.000	18.89	33.98	31.30	88.85	110.42	68.20	42.22 peak





Test Mode: 03; Polarity: Horizontal; Modulation:802.11ax(Full RU0); Bandwidth:40MHz; Channel:Low

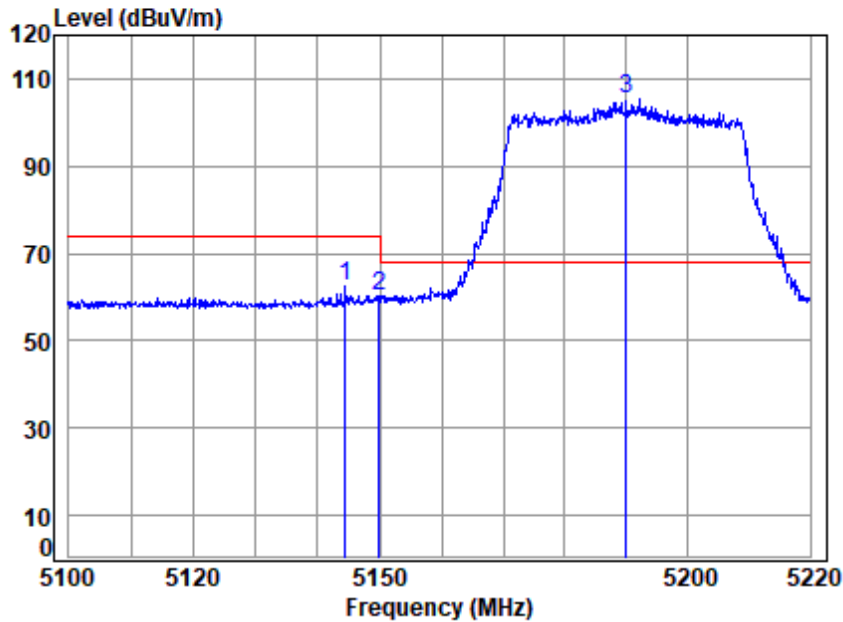


Site : chamber  
Condition: 3m HORIZONTAL  
Job No : 04576AT/04577AT  
Mode : 5190 Band edge  
: 5G WIFI 11AX40

		Cable	Ant	Preamp	Read	Limit	Over	
	Freq	Loss	Factor	Factor	Level	Level	Line	Limit Remark
	MHz	dB	dB/m	dB	dBuV	dBuV/m	dBuV/m	dB
1	5148.863	18.83	33.90	31.28	31.39	52.84	54.00	-1.16 Average
2 q	5149.980	18.83	33.90	31.28	31.40	52.85	54.00	-1.15 Average
3	5190.000	18.89	33.98	31.30	77.01	98.58	-----	----- Average



Test Mode: 03; Polarity: Vertical; Modulation:802.11ax(Full RU0); Bandwidth:40MHz; Channel:Low



Site : chamber

Condition: 3m VERTICAL

Job No : 04576AT/04577AT

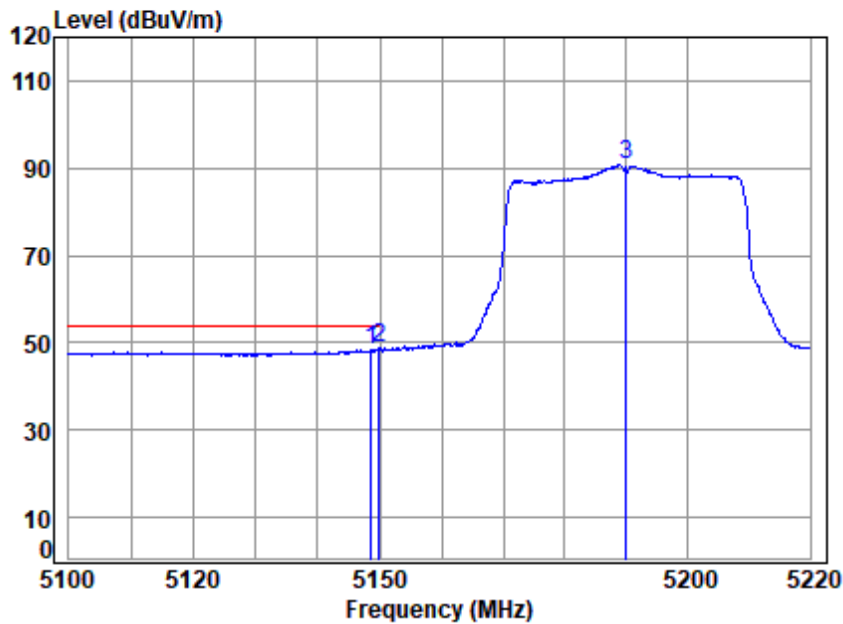
Mode : 5190 Band edge

: 5G WIFI 11AX40

		Cable	Ant	Preamp	Read	Limit	Over	
	Freq	Loss	Factor	Factor	Level	Level	Line	Limit Remark
	MHz	dB	dB/m	dB	dBuV	dBuV/m	dBuV/m	dB
1	5144.434	18.83	33.91	31.28	41.02	62.48	74.00	-11.52 Peak
2	5149.980	18.83	33.90	31.28	38.92	60.37	74.00	-13.63 Peak
3 p	5190.000	18.89	33.98	31.30	83.81	105.38	68.20	37.18 Peak



Test Mode: 03; Polarity: Vertical; Modulation:802.11ax(Full RU0); Bandwidth:40MHz; Channel:Low



Site : chamber

Condition: 3m VERTICAL

Job No : 04576AT/04577AT

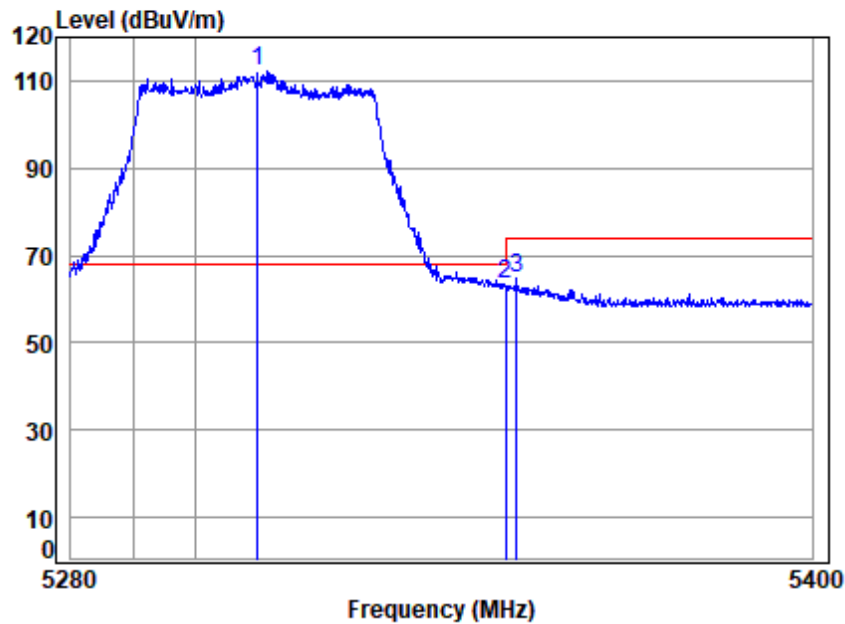
Mode : 5190 Band edge

: 5G WIFI 11AX40

		Cable	Ant	Preamp	Read	Limit	Over	
	Freq	Loss	Factor	Factor	Level	Level	Line	Limit Remark
	MHz	dB	dB/m	dB	dBuV	dBuV/m	dBuV/m	dB
1	5148.623	18.83	33.90	31.28	26.86	48.31	54.00	-5.69 Average
2 q	5149.980	18.83	33.90	31.28	27.32	48.77	54.00	-5.23 Average
3	5190.000	18.89	33.98	31.30	69.05	90.62	-----	----- Average



Test Mode: 04; Polarity: Horizontal; Modulation:802.11ax(Full RU0); Bandwidth:40MHz; Channel:High



Site : chamber

Condition: 3m HORIZONTAL

Job No : 04576AT/04577AT

Mode : 5310 Band edge

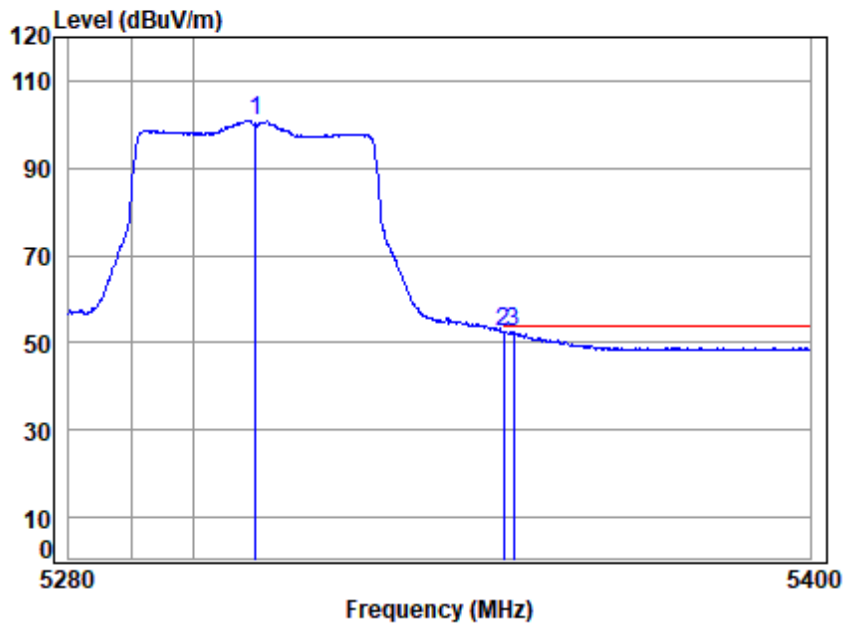
: 5G WIFI 11AX40

		Cable	Ant	Preamp	Read	Limit	Over	
Freq		Loss	Factor	Factor	Level	Level	Line	Limit Remark
MHz		dB	dB/m	dB	dBuV	dBuV/m	dBuV/m	dB
1 p	5310.000	19.06	34.24	31.36	90.37	112.31	68.20	44.11 peak
2	5350.020	19.11	34.40	31.39	41.16	63.28	74.00	-10.72 peak
3	5351.796	19.11	34.41	31.39	42.68	64.81	74.00	-9.19 peak





Test Mode: 04; Polarity: Horizontal; Modulation:802.11ax(Full RU0); Bandwidth:40MHz; Channel:High



Site : chamber

Condition: 3m HORIZONTAL

Job No : 04576AT/04577AT

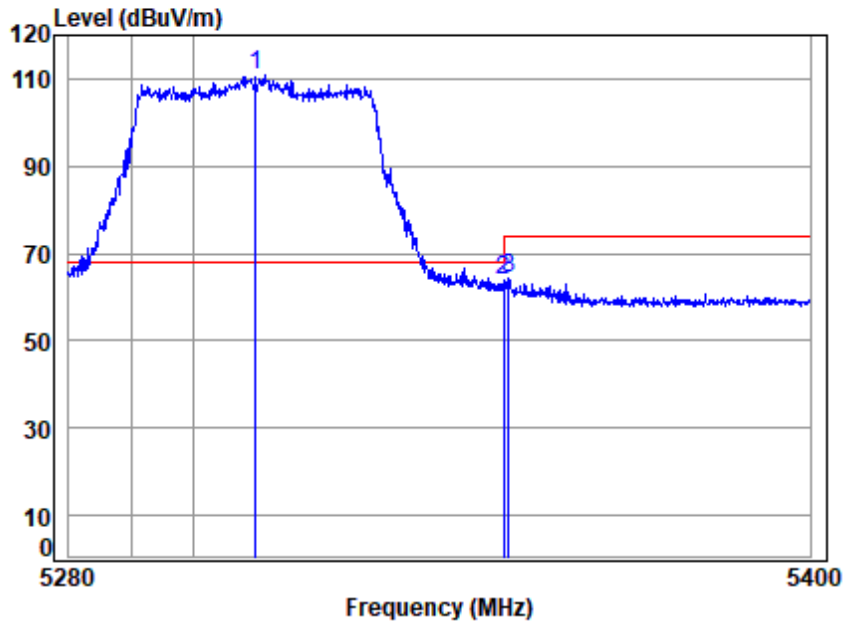
Mode : 5310 Band edge

: 5G WIFI 11AX40

		Cable	Ant	Preamp	Read	Limit	Over	
Freq		Loss	Factor	Factor	Level	Level	Line	Limit Remark
MHz		dB	dB/m	dB	dBuV	dBuV/m	dBuV/m	dB
1	5310.000	19.06	34.24	31.36	78.88	100.82	-----	----- Average
2 q	5350.020	19.11	34.40	31.39	30.55	52.67	54.00	-1.33 Average
3	5351.676	19.11	34.41	31.39	30.32	52.45	54.00	-1.55 Average



Test Mode: 04; Polarity: Vertical; Modulation:802.11ax(Full RU0); Bandwidth:40MHz; Channel:High



Site : chamber

Condition: 3m VERTICAL

Job No : 04576AT/04577AT

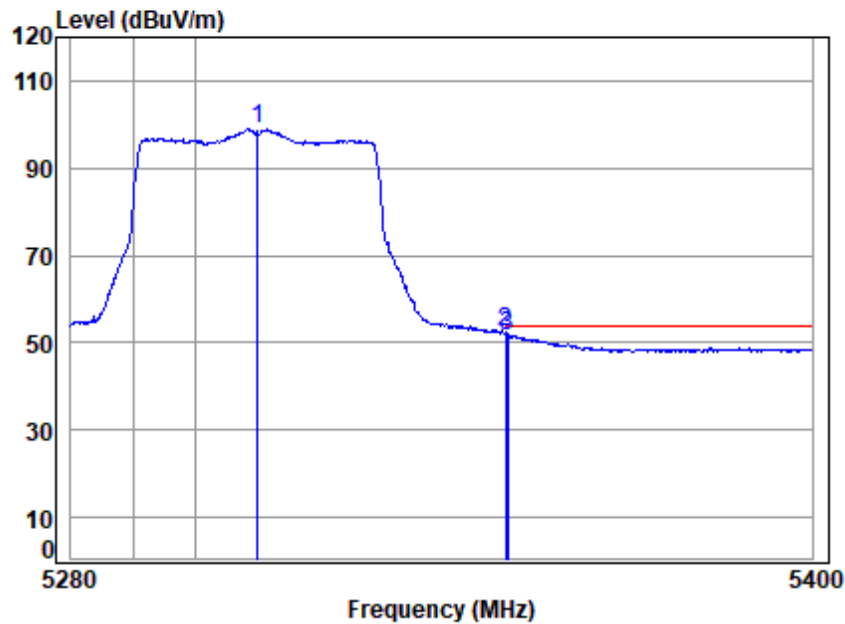
Mode : 5310 Band edge

: 5G WIFI 11AX40

		Cable	Ant	Preamp	Read	Limit	Over	
Freq		Loss	Factor	Factor	Level	Level	Line	Limit Remark
MHz		dB	dB/m	dB	dBuV	dBuV/m	dBuV/m	dB
1 p	5310.000	19.06	34.24	31.36	89.07	111.01	68.20	42.81 Peak
2	5350.020	19.11	34.40	31.39	41.89	64.01	74.00	-9.99 Peak
3	5350.834	19.11	34.40	31.39	42.22	64.34	74.00	-9.66 Peak



Test Mode: 04; Polarity: Vertical; Modulation:802.11ax(Full RU0); Bandwidth:40MHz; Channel:High

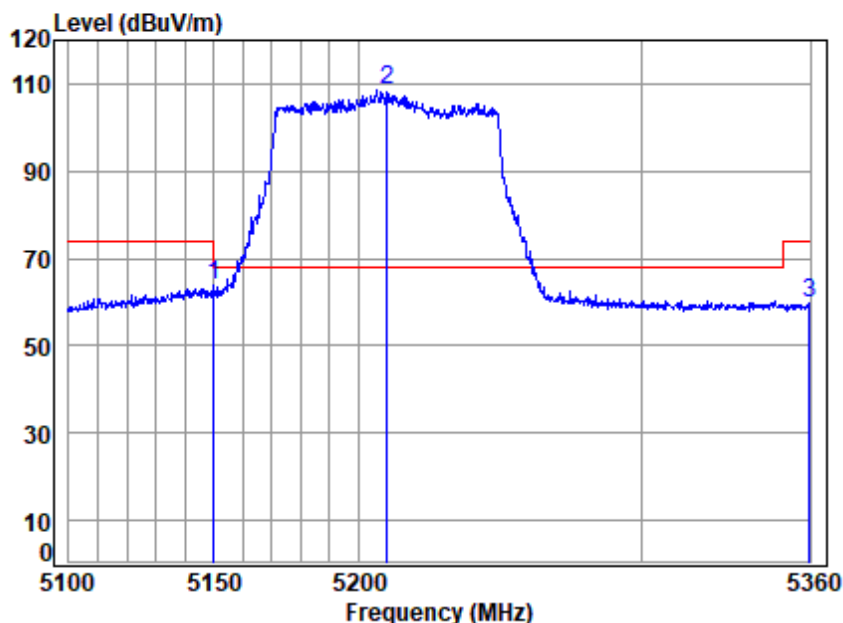


Site : chamber  
Condition: 3m VERTICAL  
Job No : 04576AT/04577AT  
Mode : 5310 Band edge  
: 5G WIFI 11AX40

		Cable	Ant	Preamp	Read	Limit	Over	
Freq		Loss	Factor	Factor	Level	Level	Line	Limit Remark
MHz		dB	dB/m	dB	dBuV	dBuV/m	dBuV/m	dB
1	5310.000	19.06	34.24	31.36	77.13	99.07	-----	----- Average
2 q	5350.020	19.11	34.40	31.39	30.21	52.33	54.00	-1.67 Average
3	5350.474	19.11	34.40	31.39	29.56	51.68	54.00	-2.32 Average



Test Mode: 03; Polarity: Horizontal; Modulation:802.11ax(Full RU0); Bandwidth:80MHz; Channel:Low



Site : chamber

Condition: 3m HORIZONTAL

Job No : 04576AT/04577AT

Mode : 5210 Band edge

: 5G WIFI 11AX80

		Cable	Ant	Preamp	Read	Limit	Over	
	Freq	Loss	Factor	Factor	Level	Level	Limit	Remark
	MHz	dB	dB/m	dB	dBuV	dBuV/m	dBuV/m	dB
1	5149.690	18.83	33.90	31.28	42.63	64.08	74.00	-9.92 peak
2 p	5210.000	18.92	34.02	31.31	86.95	108.58	68.20	40.38 peak
3	5359.733	19.12	34.44	31.39	37.74	59.91	74.00	-14.09 peak





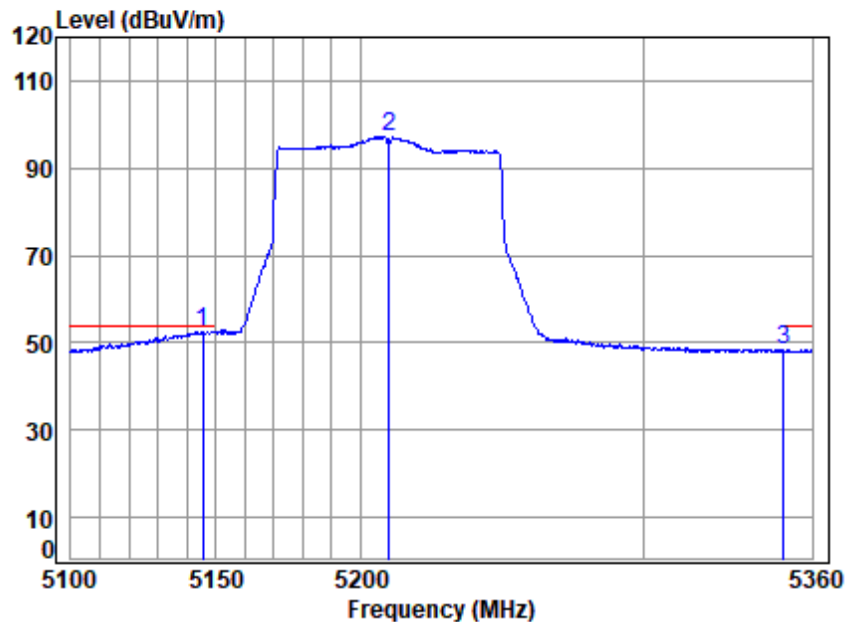
## SGS-CSTC Standards Technical Services Co., Ltd. Shenzhen Branch

SZEMC-TRF-01 Rev. A/1

Report No.: SZCR241200457604

Page: 217 of 806

Test Mode: 03; Polarity: Horizontal; Modulation: 802.11ax(Full RU0); Bandwidth: 80MHz; Channel: Low



Site : chamber

Condition: 3m HORIZONTAL

Job No : 04576AT/04577AT

Mode : 5210 Band edge

: 5G WIFI 11AX80

		Cable	Ant	Preamp	Read	Limit	Over	
Freq		Loss	Factor	Factor	Level	Line	Limit	Remark
MHz		dB	dB/m	dB	dBuV	dBuV/m	dB	
1 q	5145.339	18.83	33.91	31.28	31.19	52.65	54.00	-1.35 Average
2	5210.000	18.92	34.02	31.31	75.48	97.11	-----	Average
3	5349.882	19.11	34.40	31.39	26.08	48.20	-----	Average



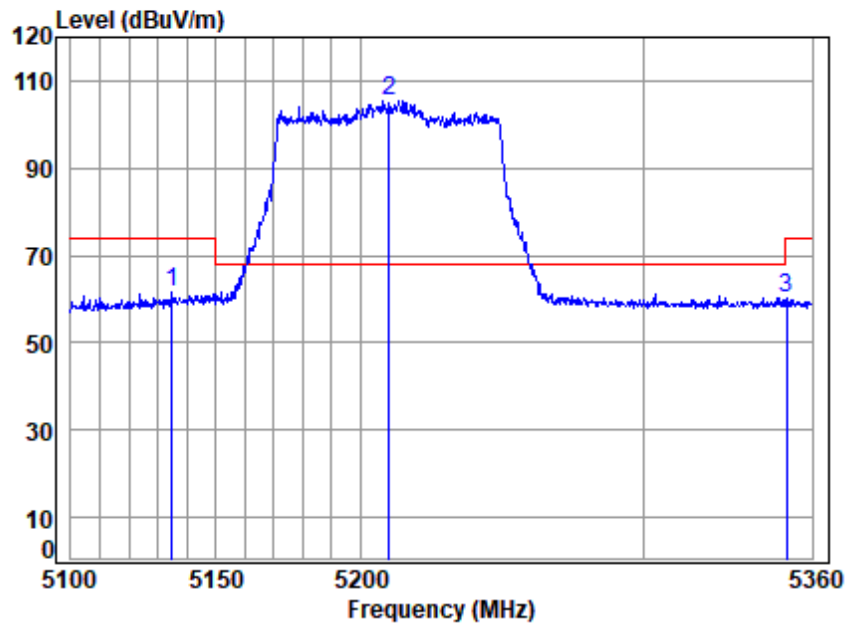
SGS-CSTC Standards Technical Services Co., Ltd.  
Shenzhen Branch Inspection & Testing Laboratory

Unless otherwise agreed in writing, this document is issued by the Company subject to its General Conditions of Service printed overleaf, available on request or accessible at <https://www.sgs.com/en/Terms-and-Conditions>. Attention is drawn to the limitation of liability, indemnification and jurisdiction issues defined therein. Any holder of this document is advised that information contained hereon reflects the Company's findings at the time of its intervention only and within the limits of Client's instructions, if any. The Company's sole responsibility is to its Client and this document does not exonerate parties to a transaction from exercising all their rights and obligations under the transaction documents. This document cannot be reproduced except in full, without prior written approval of the Company. Any unauthorized alteration, forgery or falsification of the content or appearance of this document is unlawful and offenders may be prosecuted to the fullest extent of the law. Unless otherwise stated the results shown in this test report refer only to the sample(s) tested and such sample(s) are retained for 30 days only.

Attention: To check the authenticity of testing / inspection report & certificate, please contact us at telephone: (86-755) 8307 1443, or email: [CN.Doccheck@sgs.com](mailto:CN.Doccheck@sgs.com)

No.1 Workshop, M-10, Middle Section, Science & Technology Park, Nanshan District, Shenzhen, Guangdong, China 518057 t (86-755) 26012053 f (86-755) 26710594 www.sgsgroup.com.cn  
中国·广东·深圳市南山区科技园中区M-10栋1号厂房 邮编: 518057 t (86-755) 26012053 f (86-755) 26710594 sgs.china@sgs.com

Test Mode: 03; Polarity: Vertical; Modulation:802.11ax(Full RU0); Bandwidth:80MHz; Channel:Low



Site : chamber

Condition: 3m VERTICAL

Job No : 04576AT/04577AT

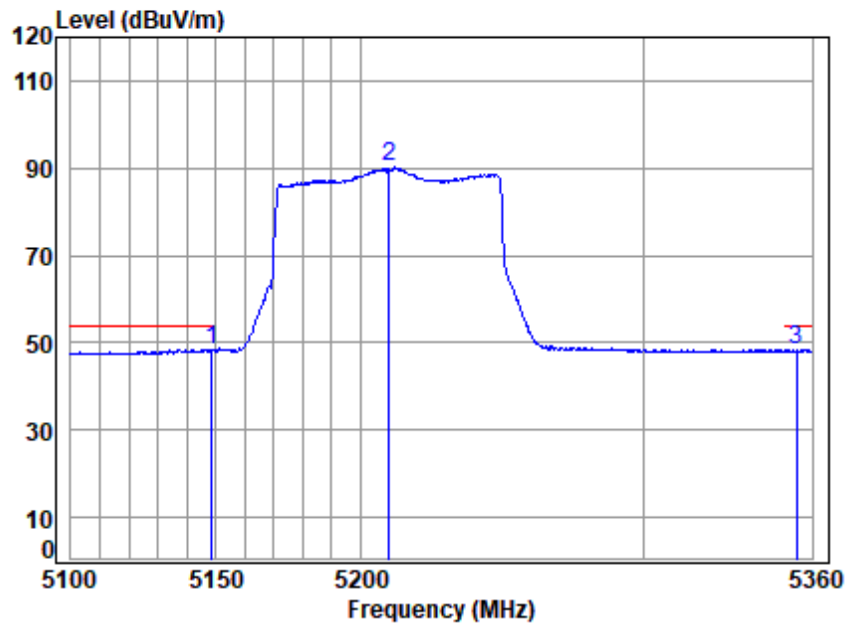
Mode : 5210 Band edge

: 5G WIFI 11AX80

		Cable	Ant	Preamp	Read	Limit	Over	
	Freq	Loss	Factor	Factor	Level	Level	Line	Limit Remark
	MHz	dB	dB/m	dB	dBuV	dBuV/m	dBuV/m	dB
1	5134.860	18.81	33.93	31.27	40.06	61.53	74.00	-12.47 Peak
2 p	5210.000	18.92	34.02	31.31	83.81	105.44	68.20	37.24 Peak
3	5350.680	19.11	34.40	31.39	37.92	60.04	74.00	-13.96 Peak



Test Mode: 03; Polarity: Vertical; Modulation:802.11ax(Full RU0); Bandwidth:80MHz; Channel:Low



Site : chamber  
Condition: 3m VERTICAL  
Job No : 04576AT/04577AT  
Mode : 5210 Band edge  
: 5G WIFI 11AX80

		Cable	Ant	Preamp	Read	Limit	Over	
Freq		Loss	Factor	Factor	Level	Line	Limit	Remark
MHz		dB	dB/m	dB	dBuV	dBuV/m	dB	
1 q 5148.410		18.83	33.90	31.28	26.90	48.35	54.00	-5.65 Average
2 5210.000		18.92	34.02	31.31	68.57	90.20	-----	Average
3 5354.406		19.12	34.42	31.39	26.17	48.32	54.00	-5.68 Average



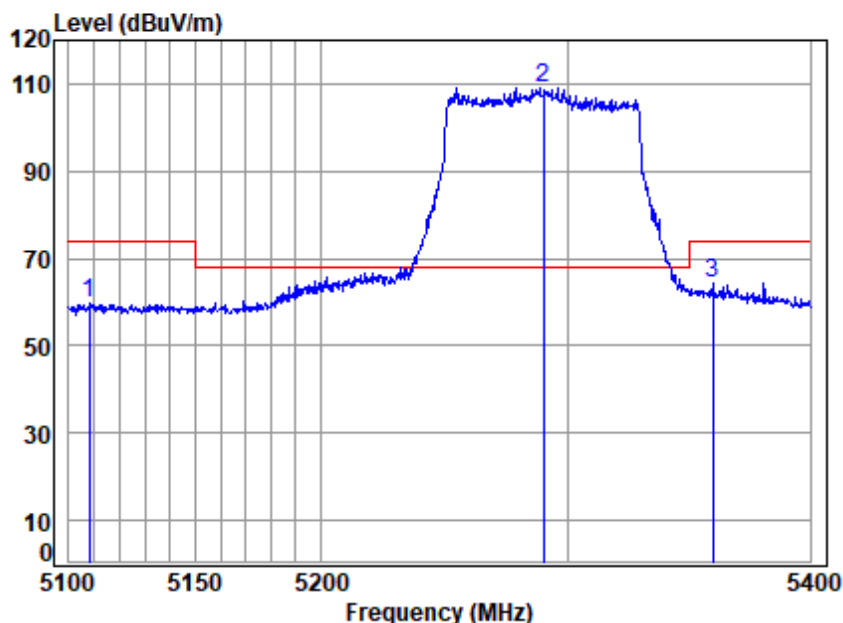
## SGS-CSTC Standards Technical Services Co., Ltd. Shenzhen Branch

SZEMC-TRF-01 Rev. A/1

Report No.: SZCR241200457604

Page: 220 of 806

Test Mode: 04; Polarity: Horizontal; Modulation:802.11ax(Full RU0); Bandwidth:80MHz; Channel:High



Site : chamber

Condition: 3m HORIZONTAL

Job No : 04576AT/04577AT

Mode : 5290 Band edge

: 5G WIFI 11AX80

		Cable	Ant	Preamp	Read	Limit	Over	
	Freq	Loss	Factor	Factor	Level	Line	Limit	Remark
	MHz	dB	dB/m	dB	dBuV	dBuV/m	dB	
1	5108.169	18.77	33.98	31.26	38.30	59.79	74.00	-14.21 peak
2 p	5290.000	18.97	34.10	31.33	87.32	109.06	68.20	40.86 peak
3	5359.717	19.12	34.44	31.39	42.09	64.26	74.00	-9.74 peak



SGS-CSTC Standards Technical Services Co., Ltd.  
Shenzhen Branch

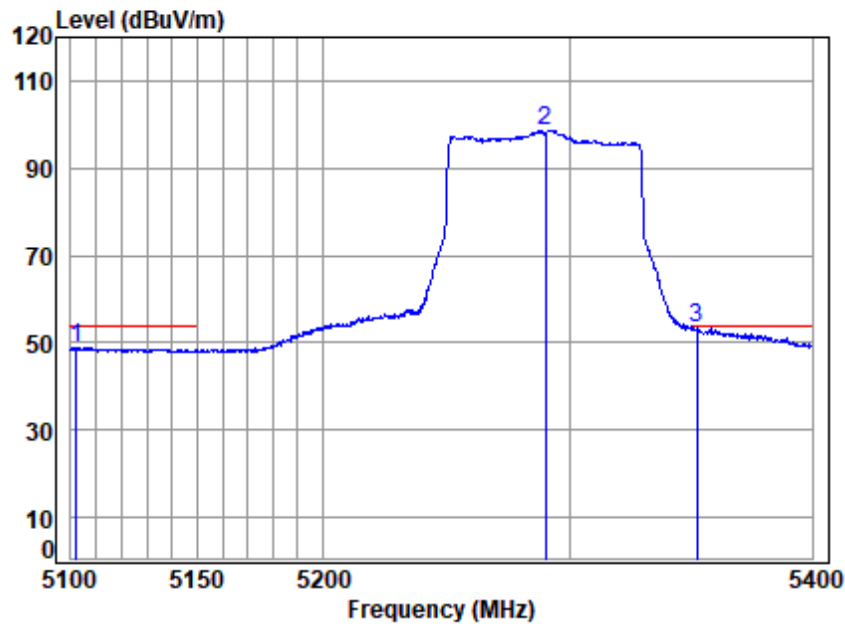
Unless otherwise agreed in writing, this document is issued by the Company subject to its General Conditions of Service printed overleaf, available on request or accessible at <https://www.sgs.com/en/Terms-and-Conditions>. Attention is drawn to the limitation of liability, indemnification and jurisdiction issues defined therein. Any holder of this document is advised that information contained hereon reflects the Company's findings at the time of its intervention only and within the limits of Client's instructions, if any. The Company's sole responsibility is to its Client and this document does not exonerate parties to a transaction from exercising all their rights and obligations under the transaction documents. This document cannot be reproduced except in full, without prior written approval of the Company. Any unauthorized alteration, forgery or falsification of the content or appearance of this document is unlawful and offenders may be prosecuted to the fullest extent of the law. Unless otherwise stated the results shown in this test report refer only to the sample(s) tested and such sample(s) are retained for 30 days only.

Attention: To check the authenticity of testing /inspection report & certificate, please contact us at telephone: (86-755) 8307 1443, or email: [CN.Doccheck@sgs.com](mailto:CN.Doccheck@sgs.com)

No.1 Workshop, M-10, Middle Section, Science & Technology Park, Nanshan District, Shenzhen, Guangdong, China 518057 t (86-755) 26012053 f (86-755) 26710594 www.sgsgroup.com.cn  
中国·广东·深圳市南山区科技园中区M-10栋1号厂房 邮编: 518057 t (86-755) 26012053 f (86-755) 26710594 sgs.china@sgs.com



Test Mode: 04; Polarity: Horizontal; Modulation:802.11ax(Full RU0); Bandwidth:80MHz; Channel:High



Site : chamber

Condition: 3m HORIZONTAL

Job No : 04576AT/04577AT

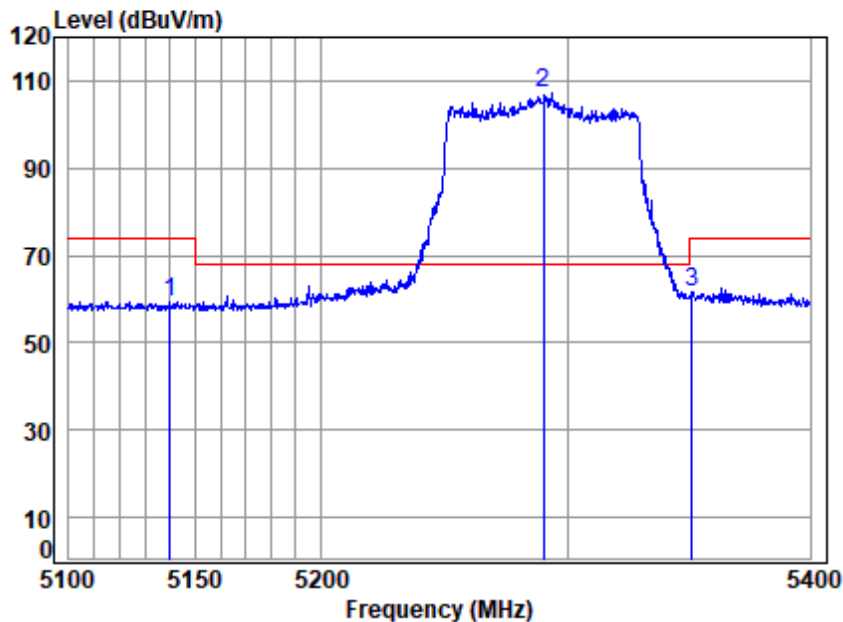
Mode : 5290 Band edge

: 5G WIFI 11AX80

		Cable	Ant	Preamp	Read	Limit	Over	
	Freq	Loss	Factor	Factor	Level	Line	Limit	Remark
	MHz	dB	dB/m	dB	dBuV	dBuV/m	dB	
1	5102.333	18.77	34.00	31.26	27.48	48.99	54.00	-5.01 Average
2	5290.000	18.97	34.10	31.33	76.99	98.73	-----	----- Average
3 q	5352.064	19.11	34.41	31.39	31.29	53.42	54.00	-0.58 Average



Test Mode: 04; Polarity: Vertical; Modulation:802.11ax(Full RU0); Bandwidth:80MHz; Channel:High



Site : chamber

Condition: 3m VERTICAL

Job No : 04576AT/04577AT

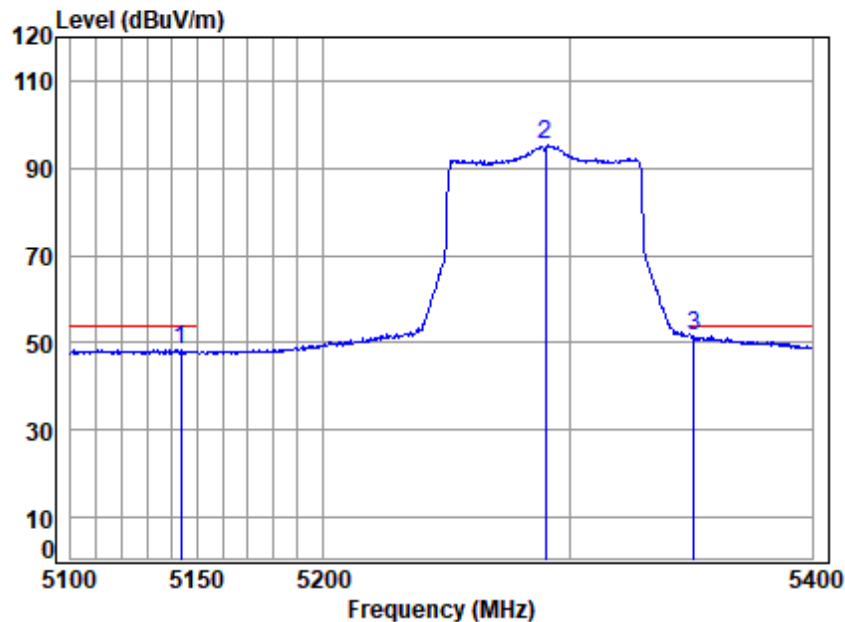
Mode : 5290 Band edge

: 5G WIFI 11AX80

		Cable	Ant	Preamp	Read	Limit	Over	
	Freq	Loss	Factor	Factor	Level	Line	Limit	Remark
	MHz	dB	dB/m	dB	dBuV	dBuV/m	dB	
1	5140.093	18.82	33.92	31.28	37.85	59.31	74.00	-14.69 Peak
2 p	5290.000	18.97	34.10	31.33	85.31	107.05	68.20	38.85 Peak
3	5351.146	19.11	34.40	31.39	39.61	61.73	74.00	-12.27 Peak



Test Mode: 04; Polarity: Vertical; Modulation:802.11ax(Full RU0); Bandwidth:80MHz; Channel:High



Site : chamber

Condition: 3m VERTICAL

Job No : 04576AT/04577AT

Mode : 5290 Band edge

: 5G WIFI 11AX80

		Cable	Ant	Preamp	Read	Limit	Over	
	Freq	Loss	Factor	Factor	Level	Line	Limit	Remark
	MHz	dB	dB/m	dB	dBuV	dBuV/m	dB	
1	5143.620	18.83	33.91	31.28	26.91	48.37	54.00	-5.63 Average
2	5290.000	18.97	34.10	31.33	73.47	95.21	-----	----- Average
3 q	5351.146	19.11	34.40	31.39	29.37	51.49	54.00	-2.51 Average



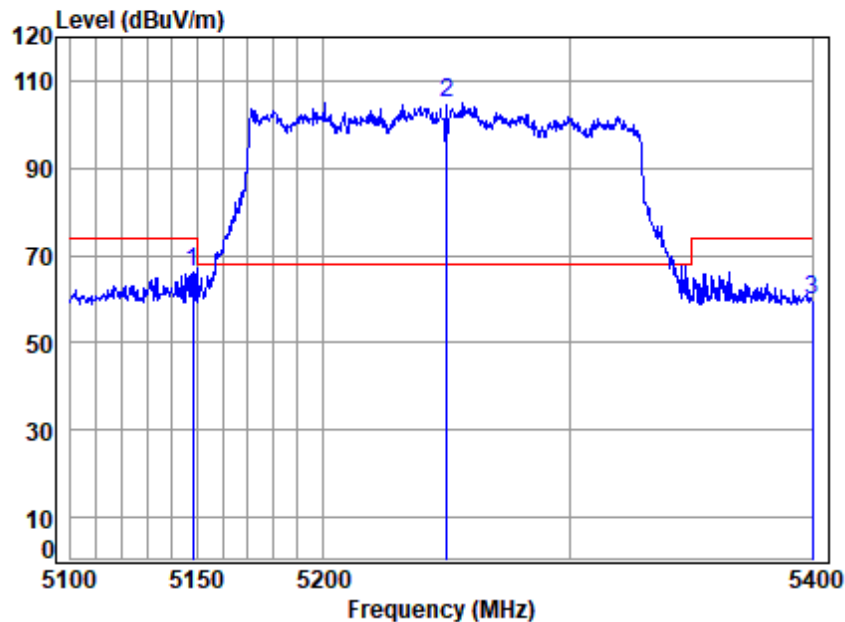
## SGS-CSTC Standards Technical Services Co., Ltd. Shenzhen Branch

SZEMC-TRF-01 Rev. A/1

Report No.: SZCR241200457604

Page: 224 of 806

Test Mode: 03; Polarity: Horizontal; Modulation:802.11ax(Full RU0); Bandwidth:160MHz; Channel:middle



Site : chamber

Condition: 3m HORIZONTAL

Job No : 04576AT/04577AT

Mode : 5250 Band edge

: 5G WIFI 11AX160

		Cable	Ant	Preamp	Read	Limit	Over	
	Freq	Loss	Factor	Factor	Level	Level	Line	Limit Remark
	MHz	dB	dB/m	dB	dBuV	dBuV/m	dBuV/m	dB
1	5148.326	18.83	33.90	31.28	44.64	66.09	74.00	-7.91 peak
2 p	5250.000	18.97	34.10	31.33	83.12	104.86	68.20	36.66 peak
3	5400.000	19.18	34.60	31.41	37.22	59.59	74.00	-14.41 peak



SGS-CSTC Standards Technical Services Co., Ltd.  
Shenzhen Branch Inspection & Testing Laboratory

Unless otherwise agreed in writing, this document is issued by the Company subject to its General Conditions of Service printed overleaf, available on request or accessible at <https://www.sgs.com/en/Terms-and-Conditions>. Attention is drawn to the limitation of liability, indemnification and jurisdiction issues defined therein. Any holder of this document is advised that information contained hereon reflects the Company's findings at the time of its intervention only and within the limits of Client's instructions, if any. The Company's sole responsibility is to its Client and this document does not exonerate parties to a transaction from exercising all their rights and obligations under the transaction documents. This document cannot be reproduced except in full, without prior written approval of the Company. Any unauthorized alteration, forgery or falsification of the content or appearance of this document is unlawful and offenders may be prosecuted to the fullest extent of the law. Unless otherwise stated the results shown in this test report refer only to the sample(s) tested and such sample(s) are retained for 30 days only.

Attention: To check the authenticity of testing /inspection report & certificate, please contact us at telephone: (86-755) 8307 1443, or email: [CN.Doccheck@sgs.com](mailto:CN.Doccheck@sgs.com)

No.1 Workshop, M-10, Middle Section, Science & Technology Park, Nanshan District, Shenzhen, Guangdong, China 518057 t (86-755) 26012053 f (86-755) 26710594 www.sgs.com.cn  
中国·广东·深圳市南山区科技园中区M-10栋1号厂房 邮编: 518057 t (86-755) 26012053 f (86-755) 26710594 sgs.china@sgs.com



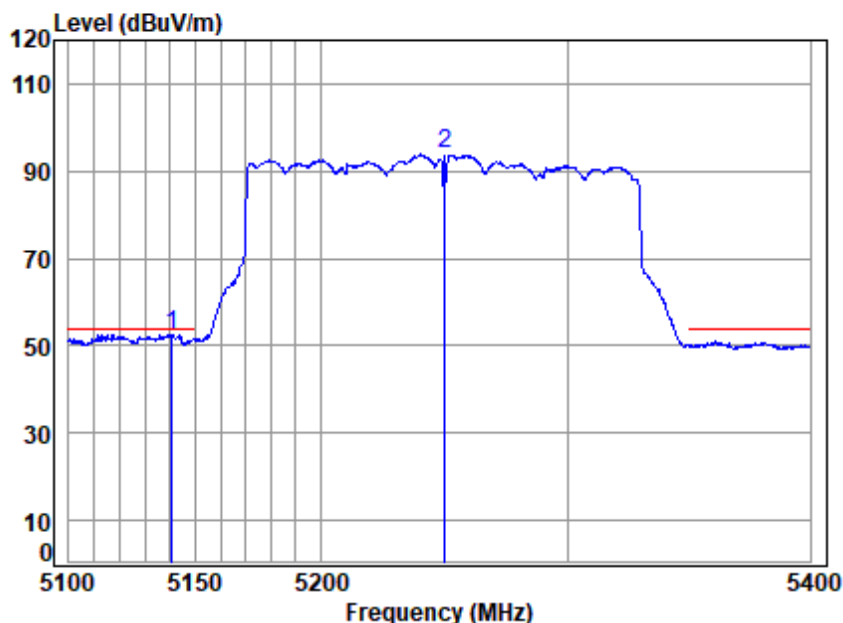
## SGS-CSTC Standards Technical Services Co., Ltd. Shenzhen Branch

SZEMC-TRF-01 Rev. A/1

Report No.: SZCR241200457604

Page: 225 of 806

Test Mode: 03; Polarity: Horizontal; Modulation:802.11ax(Full RU0); Bandwidth:160MHz; Channel:middle



Site : chamber

Condition: 3m HORIZONTAL

Job No : 04576AT/04577AT

Mode : 5250 Band edge

: 5G WIFI 11AX160

		Cable	Ant	Preamp	Read	Limit	Over	
Freq		Loss	Factor	Factor	Level	Level	Line	Limit Remark
MHz		dB	dB/m	dB	dBuV	dBuV/m	dBuV/m	dB
1 p 5140.681		18.82	33.92	31.28	31.01	52.47	54.00	-1.53 Peak
2 q 5250.000		18.97	34.10	31.33	72.08	93.82	-----	----- Average



SGS-CSTC Standards Technical Services Co., Ltd.  
Shenzhen Branch Inspection & Testing Laboratory

Unless otherwise agreed in writing, this document is issued by the Company subject to its General Conditions of Service printed overleaf, available on request or accessible at <https://www.sgs.com/en/Terms-and-Conditions>. Attention is drawn to the limitation of liability, indemnification and jurisdiction issues defined therein. Any holder of this document is advised that information contained hereon reflects the Company's findings at the time of its intervention only and within the limits of Client's instructions, if any. The Company's sole responsibility is to its Client and this document does not exonerate parties to a transaction from exercising all their rights and obligations under the transaction documents. This document cannot be reproduced except in full, without prior written approval of the Company. Any unauthorized alteration, forgery or falsification of the content or appearance of this document is unlawful and offenders may be prosecuted to the fullest extent of the law. Unless otherwise stated the results shown in this test report refer only to the sample(s) tested and such sample(s) are retained for 30 days only.

Attention: To check the authenticity of testing /inspection report & certificate, please contact us at telephone: (86-755) 8307 1443, or email: CN.Doccheck@sgs.com

No.1 Workshop, M-10, Middle Section, Science & Technology Park, Nanshan District, Shenzhen, Guangdong, China 518057 t (86-755) 26012053 f (86-755) 26710594 www.sgsgroup.com.cn  
中国·广东·深圳市南山区科技园中区M-10栋1号厂房 邮编: 518057 t (86-755) 26012053 f (86-755) 26710594 sgs.china@sgs.com

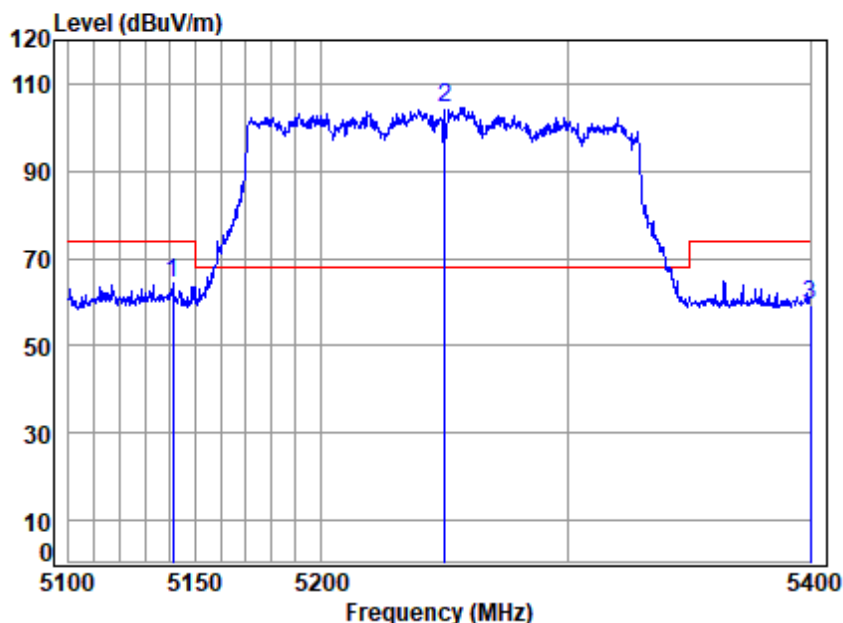
## SGS-CSTC Standards Technical Services Co., Ltd. Shenzhen Branch

SZEMC-TRF-01 Rev. A/1

Report No.: SZCR241200457604

Page: 226 of 806

Test Mode: 03; Polarity: Vertical; Modulation:802.11ax(Full RU0); Bandwidth:160MHz; Channel:middle



Site : chamber

Condition: 3m VERTICAL

Job No : 04576AT/04577AT

Mode : 5250 Band edge

: 5G WIFI 11AX160

		Cable	Ant	Preamp	Read	Limit	Over	
	Freq	Loss	Factor	Factor	Level	Level	Line	Limit Remark
	MHz	dB	dB/m	dB	dBuV	dBuV/m	dBuV/m	dB
1	5140.975	18.82	33.92	31.28	43.09	64.55	74.00	-9.45 Peak
2 p	5250.000	18.97	34.10	31.33	82.84	104.58	68.20	36.38 Peak
3	5400.000	19.18	34.60	31.41	36.97	59.34	74.00	-14.66 peak



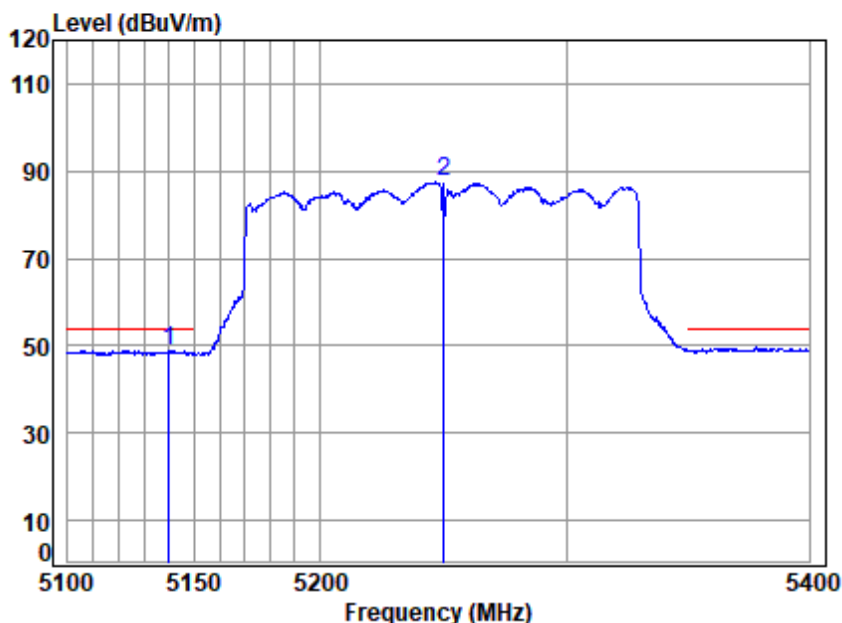
SGS-CSTC Standards Technical Services Co., Ltd.  
Shenzhen Branch Inspection & Testing Laboratory

Unless otherwise agreed in writing, this document is issued by the Company subject to its General Conditions of Service printed overleaf, available on request or accessible at <https://www.sgs.com/en/Terms-and-Conditions>. Attention is drawn to the limitation of liability, indemnification and jurisdiction issues defined therein. Any holder of this document is advised that information contained hereon reflects the Company's findings at the time of its intervention only and within the limits of Client's instructions, if any. The Company's sole responsibility is to its Client and this document does not exonerate parties to a transaction from exercising all their rights and obligations under the transaction documents. This document cannot be reproduced except in full, without prior written approval of the Company. Any unauthorized alteration, forgery or falsification of the content or appearance of this document is unlawful and offenders may be prosecuted to the fullest extent of the law. Unless otherwise stated the results shown in this test report refer only to the sample(s) tested and such sample(s) are retained for 30 days only.

Attention: To check the authenticity of testing /inspection report & certificate, please contact us at telephone: (86-755) 8307 1443, or email: [CN.Doccheck@sgs.com](mailto:CN.Doccheck@sgs.com)

No.1 Workshop, M-10, Middle Section, Science & Technology Park, Nanshan District, Shenzhen, Guangdong, China 518057 t (86-755) 26012053 f (86-755) 26710594 www.sgs.com.cn  
中国·广东·深圳市南山区科技园中区M-10栋1号厂房 邮编: 518057 t (86-755) 26012053 f (86-755) 26710594 sgs.china@sgs.com

Test Mode: 03; Polarity: Vertical; Modulation:802.11ax(Full RU0); Bandwidth:160MHz; Channel:middle



Site : chamber

Condition: 3m VERTICAL

Job No : 04576AT/04577AT

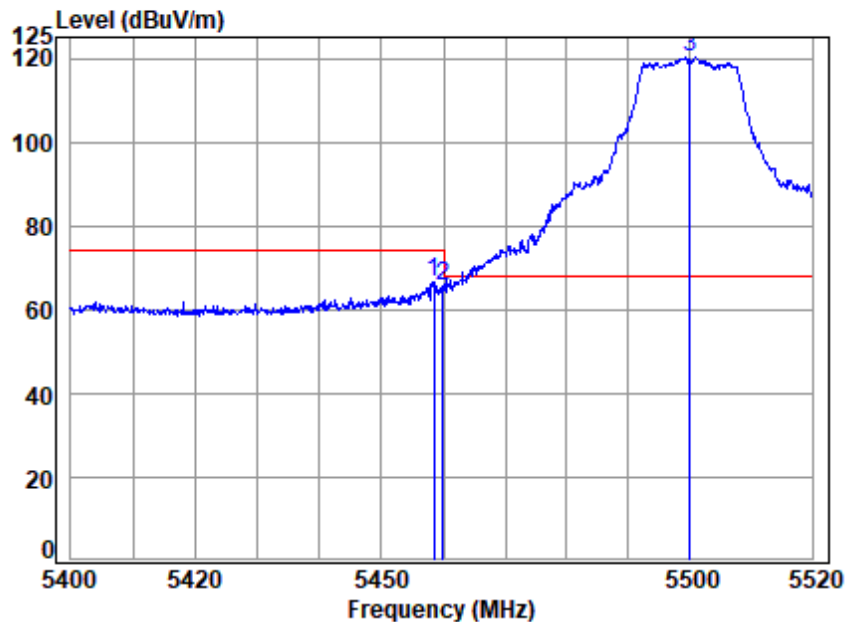
Mode : 5250 Band edge

: 5G WIFI 11AX160

		Cable	Ant	Preamp	Read	Limit	Over	
Freq		Loss	Factor	Factor	Level	Level	Line	Limit Remark
MHz		dB	dB/m	dB	dBuV	dBuV/m	dBuV/m	dB
1 q 5140.093		18.82	33.92	31.28	27.52	48.98	54.00	-5.02 Average
2 5250.000		18.97	34.10	31.33	65.84	87.58	-----	----- Average



Test Mode: 05; Polarity: Horizontal; Modulation:802.11a; Bandwidth:20MHz; Channel:Low



Site : chamber

Condition: 3m HORIZONTAL

Job No : 04576AT/04577AT

Mode : 5500 Band edge

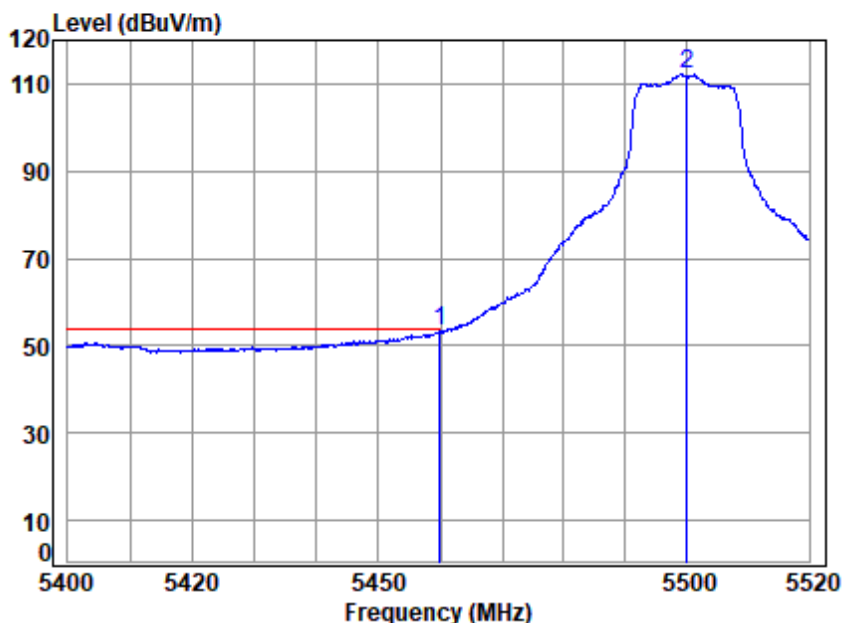
: 5G WIFI 11A

		Cable	Ant	Preamp	Read	Limit	Over	
	Freq	Loss	Factor	Factor	Level	Level	Line	Limit Remark
	MHz	dB	dB/m	dB	dBuV	dBuV/m	dBuV/m	dB
1	5458.471	19.26	34.67	31.44	44.19	66.68	74.00	-7.32 peak
2	5459.980	19.26	34.66	31.44	43.20	65.68	74.00	-8.32 peak
3 p	5500.000	19.31	34.50	31.46	97.89	120.24	68.20	52.04 peak





Test Mode: 05; Polarity: Horizontal; Modulation:802.11a; Bandwidth:20MHz; Channel:Low



Site : chamber

Condition: 3m HORIZONTAL

Job No : 04576AT/04577AT

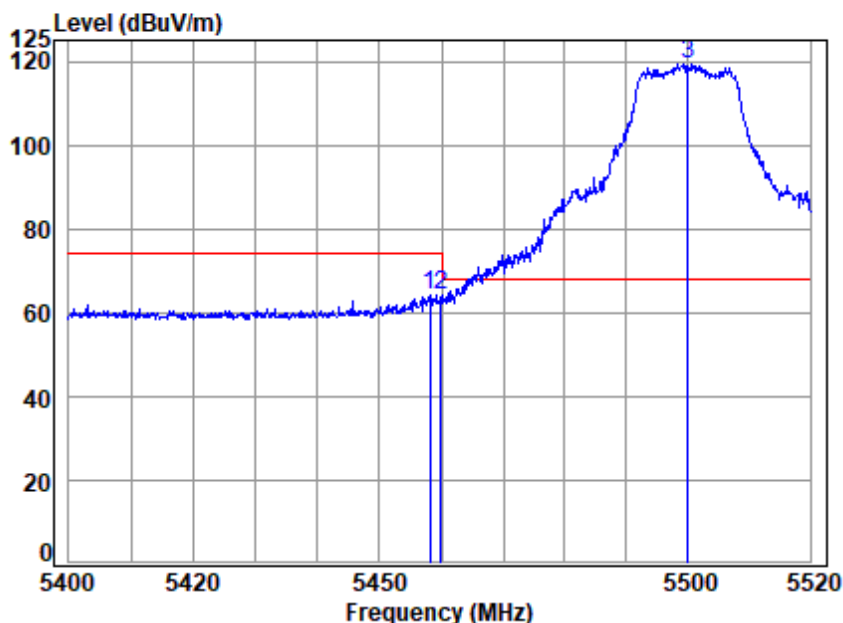
Mode : 5500 Band edge

: 5G WIFI 11A

		Cable	Ant	Preamp	Read	Limit	Over	
Freq	Loss	Factor	Factor	Level	Level	Line	Limit	Remark
MHz	dB	dB/m	dB	dBuV	dBuV/m	dBuV/m	dB	
1 q 5459.910	19.26	34.66	31.44	30.72	53.20	54.00	-0.80	Average
2 5500.000	19.31	34.50	31.46	89.75	112.10	-----	-----	Average



Test Mode: 05; Polarity: Vertical; Modulation:802.11a; Bandwidth:20MHz; Channel:Low



Site : chamber

Condition: 3m VERTICAL

Job No : 04576AT/04577AT

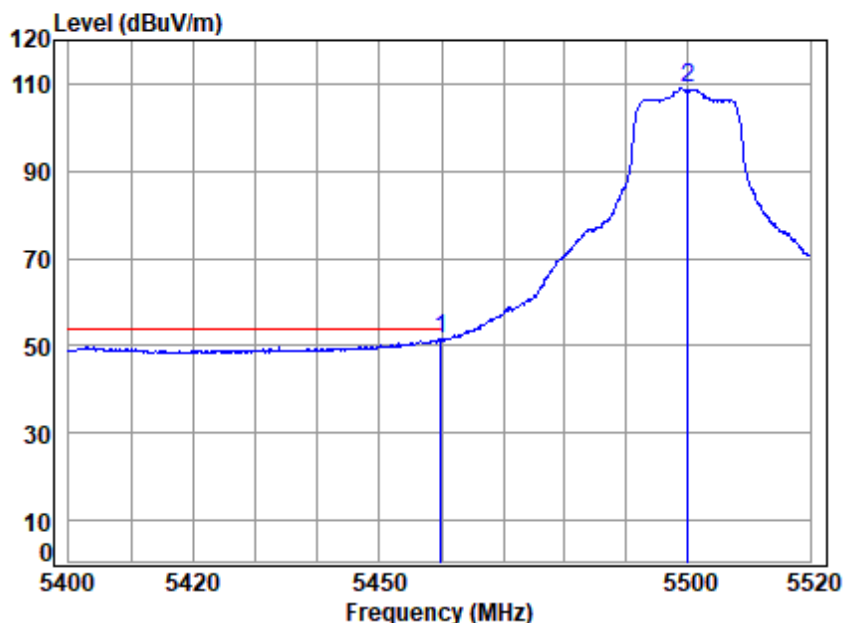
Mode : 5500 Band edge

: 5G WIFI 11A

		Cable	Ant	Preamp	Read	Limit	Over	
	Freq	Loss	Factor	Factor	Level	Level	Line	Limit Remark
	MHz	dB	dB/m	dB	dBuV	dBuV/m	dBuV/m	dB
1	5458.110	19.25	34.67	31.44	41.92	64.40	74.00	-9.60 Peak
2	5459.980	19.26	34.66	31.44	41.82	64.30	74.00	-9.70 peak
3 p	5500.000	19.31	34.50	31.46	97.02	119.37	68.20	51.17 Peak



Test Mode: 05; Polarity: Vertical; Modulation:802.11a; Bandwidth:20MHz; Channel:Low



Site : chamber

Condition: 3m VERTICAL

Job No : 04576AT/04577AT

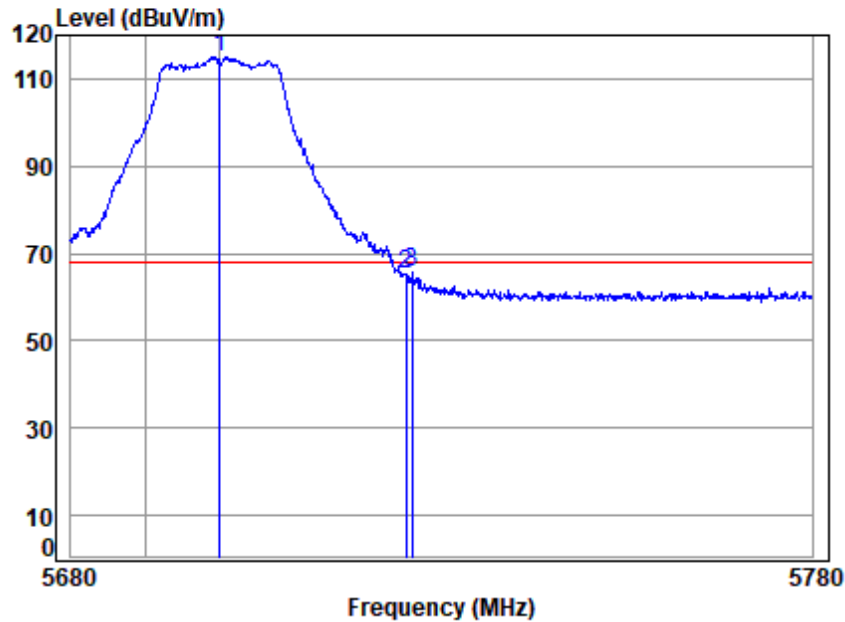
Mode : 5500 Band edge

: 5G WIFI 11A

		Cable	Ant	Preamp	Read	Limit	Over	
Freq	Loss	Factor	Factor	Level	Level	Line	Limit	Remark
MHz	dB	dB/m	dB	dBuV	dBuV/m	dBuV/m	dB	
1 q 5459.910	19.26	34.66	31.44	29.05	51.53	54.00	-2.47	Average
2 5500.000	19.31	34.50	31.46	86.85	109.20	-----	-----	Average



Test Mode: 05; Polarity: Horizontal; Modulation:802.11a; Bandwidth:20MHz; Channel:High



Site : chamber

Condition: 3m HORIZONTAL

Job No : 04576AT/04577AT

Mode : 5700 Band edge

: 5G WIFI 11A

		Cable	Ant	Preamp	Read	Limit	Over	
	Freq	Loss	Factor	Factor	Level	Level	Limit	Remark
	MHz	dB	dB/m	dB	dBuV	dBuV/m	dBuV/m	dB
1 p	5700.000	19.44	34.30	31.56	92.95	115.13	68.20	46.93 peak
2	5725.000	19.46	34.25	31.57	43.29	65.43	68.20	-2.77 peak
3	5725.783	19.46	34.25	31.57	43.46	65.60	68.20	-2.60 peak

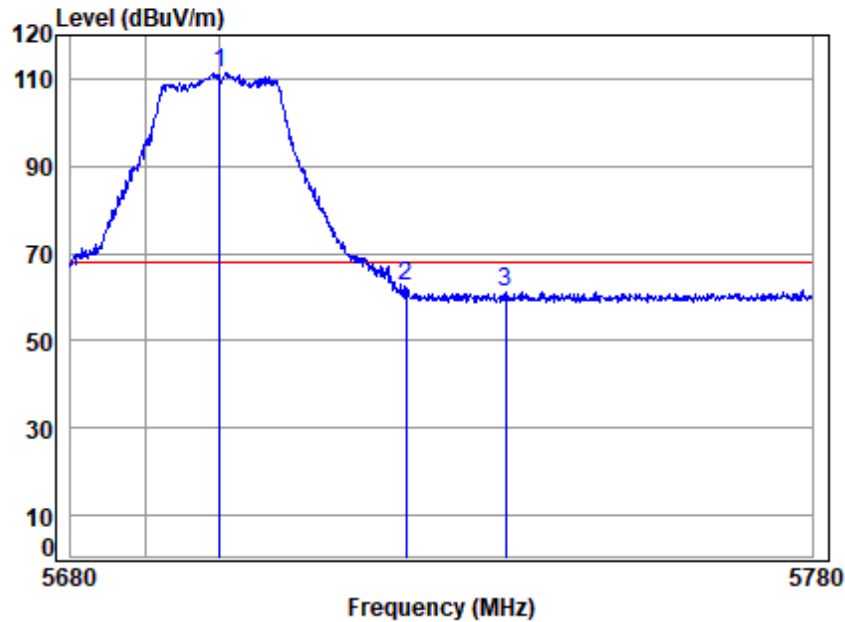


Unless otherwise agreed in writing, this document is issued by the Company subject to its General Conditions of Service printed overleaf, available on request or accessible at <https://www.sgs.com/en/Terms-and-Conditions>. Attention is drawn to the limitation of liability, indemnification and jurisdiction issues defined therein. Any holder of this document is advised that information contained hereon reflects the Company's findings at the time of its intervention only and within the limits of Client's instructions, if any. The Company's sole responsibility is to its Client and this document does not exonerate parties to a transaction from exercising all their rights and obligations under the transaction documents. This document cannot be reproduced except in full, without prior written approval of the Company. Any unauthorized alteration, forgery or falsification of the content or appearance of this document is unlawful and offenders may be prosecuted to the fullest extent of the law. Unless otherwise stated the results shown in this test report refer only to the sample(s) tested and such sample(s) are retained for 30 days only.

Attention: To check the authenticity of testing /inspection report & certificate, please contact us at telephone: (86-755) 8307 1443, or email: [CN.Doccheck@sgs.com](mailto:CN.Doccheck@sgs.com)



Test Mode: 05; Polarity: Vertical; Modulation:802.11a; Bandwidth:20MHz; Channel:High



Site : chamber

Condition: 3m VERTICAL

Job No : 04576AT/04577AT

Mode : 5700 Band edge

: 5G WIFI 11A

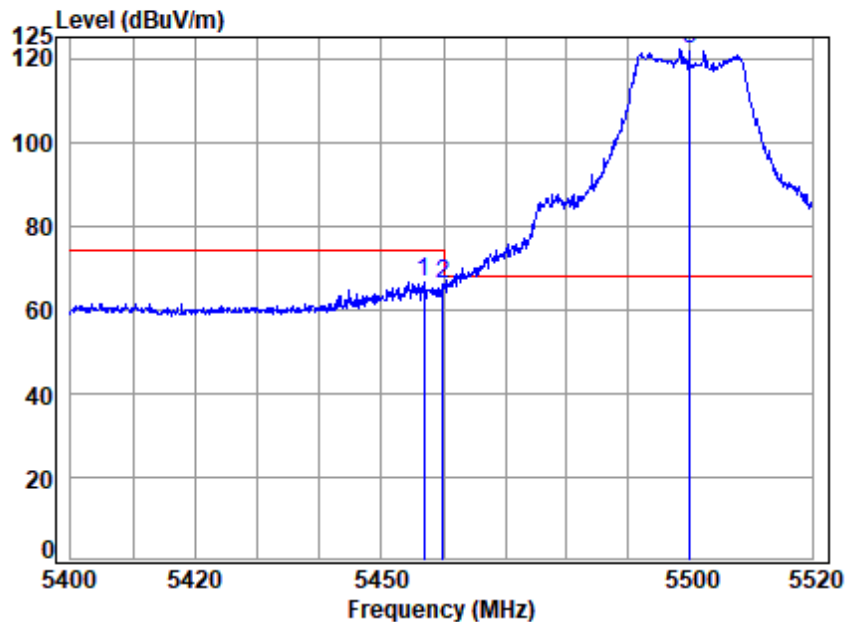
		Cable	Ant	Preamp	Read	Limit	Over	
Freq		Loss	Factor	Factor	Level	Line	Limit	Remark
MHz		dB	dB/m	dB	dBuV	dBuV/m	dB	
1 p	5700.000	19.44	34.30	31.56	89.23	111.41	68.20	43.21 Peak
2	5725.000	19.46	34.25	31.57	40.53	62.67	68.20	-5.53 Peak
3	5738.488	19.47	34.22	31.58	39.13	61.24	68.20	-6.96 Peak



Unless otherwise agreed in writing, this document is issued by the Company subject to its General Conditions of Service printed overleaf, available on request or accessible at <https://www.sgs.com/en/Terms-and-Conditions>. Attention is drawn to the limitation of liability, indemnification and jurisdiction issues defined therein. Any holder of this document is advised that information contained hereon reflects the Company's findings at the time of its intervention only and within the limits of Client's instructions, if any. The Company's sole responsibility is to its Client and this document does not exonerate parties to a transaction from exercising all their rights and obligations under the transaction documents. This document cannot be reproduced except in full, without prior written approval of the Company. Any unauthorized alteration, forgery or falsification of the content or appearance of this document is unlawful and offenders may be prosecuted to the fullest extent of the law. Unless otherwise stated the results shown in this test report refer only to the sample(s) tested and such sample(s) are retained for 30 days only.

Attention: To check the authenticity of testing /inspection report & certificate, please contact us at telephone: (86-755) 8307 1443, or email: [CN.Doccheck@sgs.com](mailto:CN.Doccheck@sgs.com)

Test Mode: 05; Polarity: Horizontal; Modulation:802.11n; Bandwidth:20MHz; Channel:Low



Site : chamber

Condition: 3m HORIZONTAL

Job No : 04576AT/04577AT

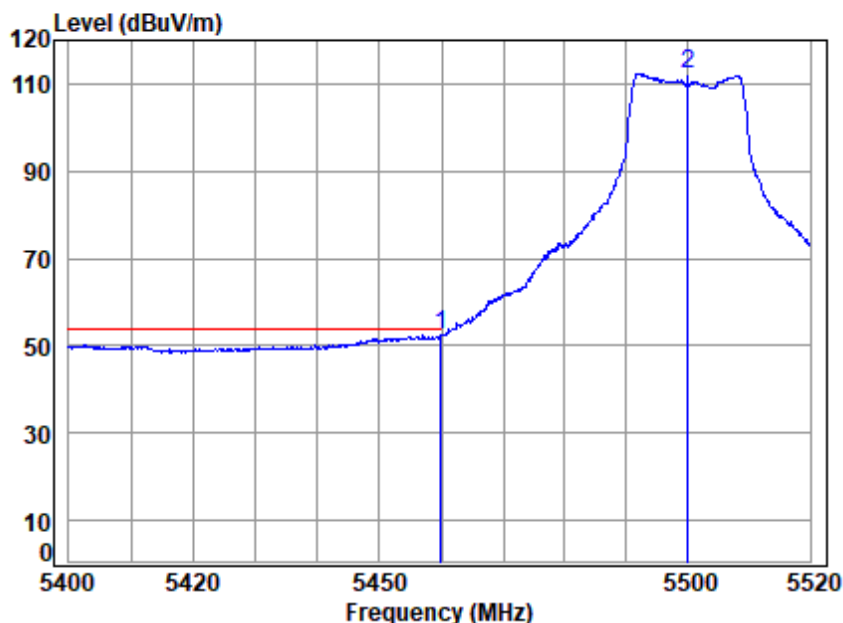
Mode : 5500 Band edge

: 5G WIFI 11N20

		Cable	Ant	Preamp	Read	Limit	Over	
	Freq	Loss	Factor	Factor	Level	Level	Line	Limit Remark
	MHz	dB	dB/m	dB	dBuV	dBuV/m	dBuV/m	dB
1	5456.911	19.25	34.67	31.44	44.12	66.60	74.00	-7.40 peak
2	5459.980	19.26	34.66	31.44	43.70	66.18	74.00	-7.82 peak
3 p	5500.000	19.31	34.50	31.46	99.66	122.01	68.20	53.81 peak



Test Mode: 05; Polarity: Horizontal; Modulation:802.11n; Bandwidth:20MHz; Channel:Low



Site : chamber

Condition: 3m HORIZONTAL

Job No : 04576AT/04577AT

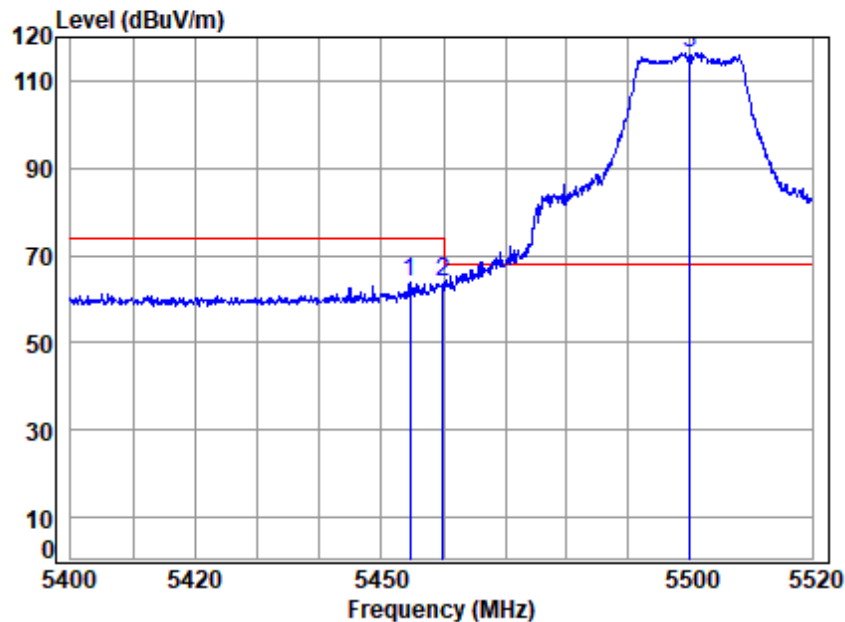
Mode : 5500 Band edge

: 5G WIFI 11N20

		Cable	Ant	Preamp	Read	Limit	Over	
	Freq	Loss	Factor	Factor	Level	Line	Limit	Remark
	MHz	dB	dB/m	dB	dBuV	dBuV/m	dBuV/m	dB
1	q 5459.910	19.26	34.66	31.44	30.13	52.61	54.00	-1.39 Average
2	5500.000	19.31	34.50	31.46	89.90	112.25	-----	----- Average



Test Mode: 05; Polarity: Vertical; Modulation:802.11n; Bandwidth:20MHz; Channel:Low



Site : chamber

Condition: 3m VERTICAL

Job No : 04576AT/04577AT

Mode : 5500 Band edge

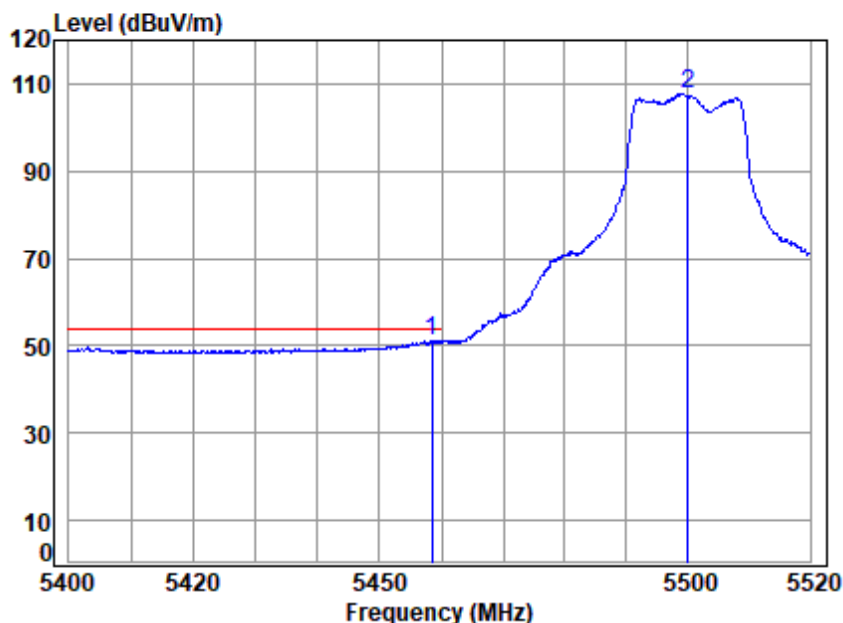
: 5G WIFI 11N20

		Cable	Ant	Preamp	Read	Limit	Over	
	Freq	Loss	Factor	Factor	Level	Level	Line	Limit Remark
	MHz	dB	dB/m	dB	dBuV	dBuV/m	dBuV/m	dB
1	5454.633	19.25	34.68	31.44	41.23	63.72	74.00	-10.28 Peak
2	5459.980	19.26	34.66	31.44	41.45	63.93	74.00	-10.07 peak
3 p	5500.000	19.31	34.50	31.46	94.07	116.42	68.20	48.22 Peak





Test Mode: 05; Polarity: Vertical; Modulation:802.11n; Bandwidth:20MHz; Channel:Low



Site : chamber

Condition: 3m VERTICAL

Job No : 04576AT/04577AT

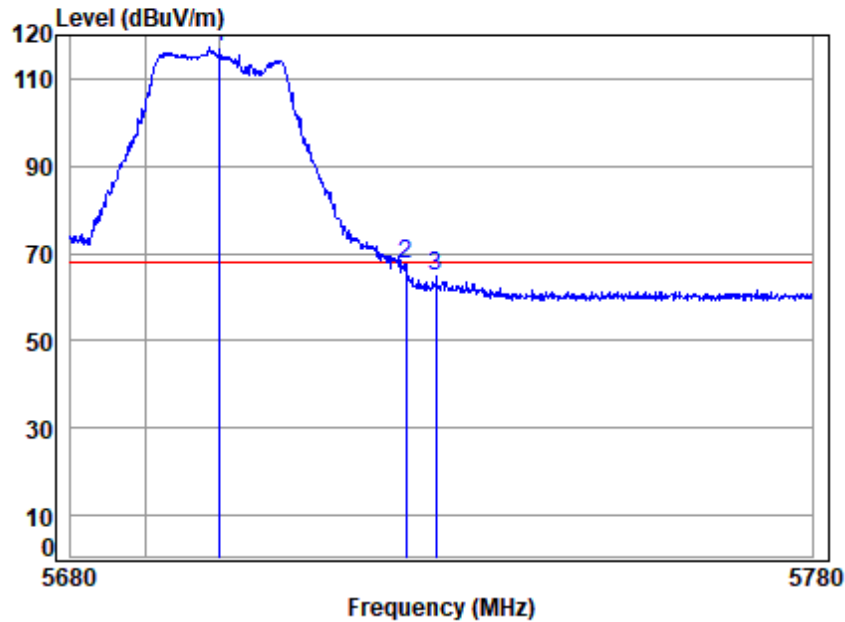
Mode : 5500 Band edge

: 5G WIFI 11N20

		Cable	Ant	Preamp	Read	Limit	Over	
Freq		Loss	Factor	Factor	Level	Level	Line	Limit Remark
MHz		dB	dB/m	dB	dBuV	dBuV/m	dBuV/m	dB
1 q 5458.471		19.26	34.67	31.44	28.65	51.14	54.00	-2.86 Average
2 5500.000		19.31	34.50	31.46	85.49	107.84	-----	----- Average



Test Mode: 05; Polarity: Horizontal; Modulation:802.11n; Bandwidth:20MHz; Channel:High



Site : chamber

Condition: 3m HORIZONTAL

Job No : 04576AT/04577AT

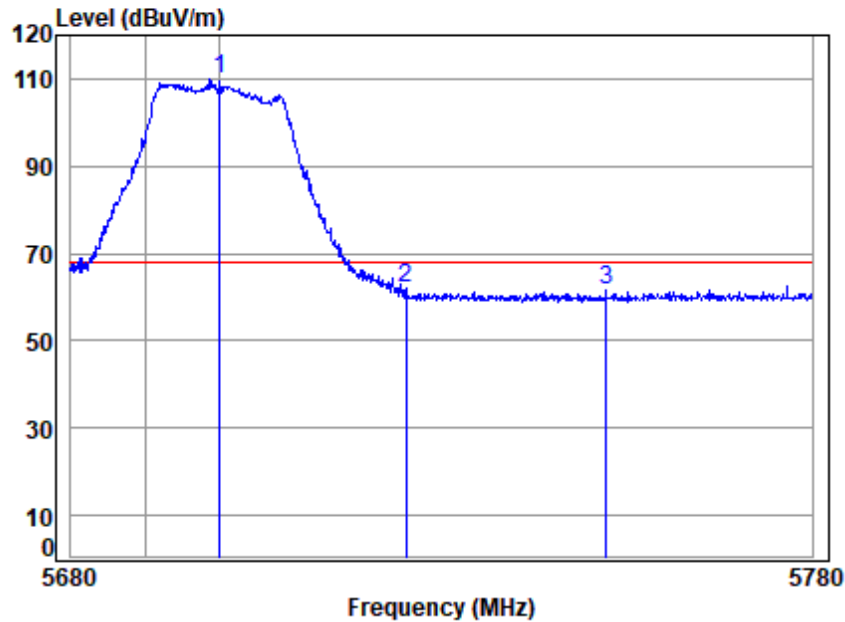
Mode : 5700 Band edge

: 5G WIFI 11N20

		Cable	Ant	Preamp	Read	Limit	Over	
Freq	Loss	Factor	Factor	Level	Level	Line	Limit	Remark
MHz	dB	dB/m	dB	dBuV	dBuV/m	dBuV/m	dB	
1 p 5700.000	19.44	34.30	31.56	94.97	117.15	68.20	48.95	peak
2 5725.000	19.46	34.25	31.57	45.36	67.50	68.20	-0.70	peak
3 5729.082	19.46	34.24	31.57	42.84	64.97	68.20	-3.23	peak



Test Mode: 05; Polarity: Vertical; Modulation:802.11n; Bandwidth:20MHz; Channel:High



Site : chamber

Condition: 3m VERTICAL

Job No : 04576AT/04577AT

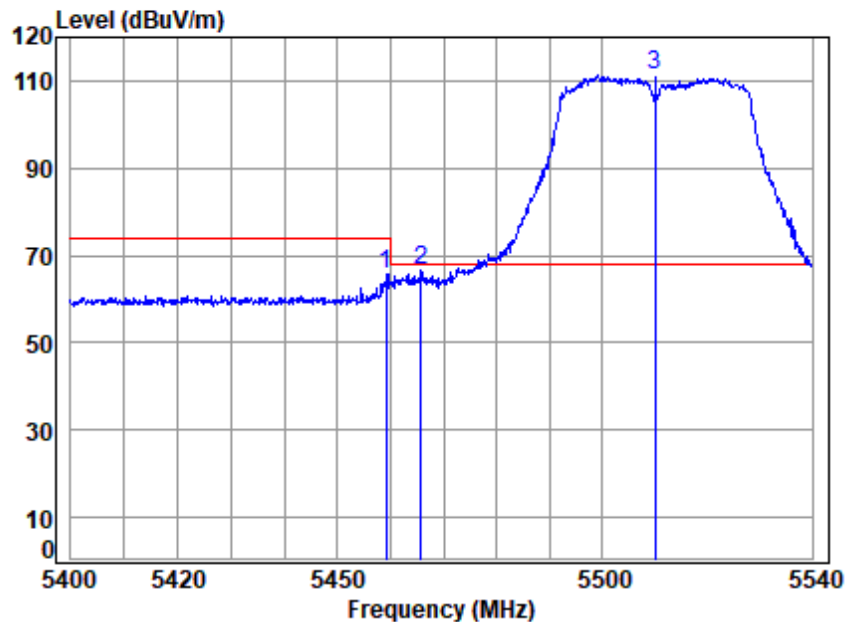
Mode : 5700 Band edge

: 5G WIFI 11N20

		Cable	Ant	Preamp	Read	Limit	Over	
	Freq	Loss	Factor	Factor	Level	Level	Limit	Remark
	MHz	dB	dB/m	dB	dBuV	dBuV/m	dBuV/m	dB
1 p	5700.000	19.44	34.30	31.56	87.69	109.87	68.20	41.67 Peak
2	5725.000	19.46	34.25	31.57	39.98	62.12	68.20	-6.08 Peak
3	5752.024	19.47	34.20	31.58	39.52	61.61	68.20	-6.59 Peak



Test Mode: 05; Polarity: Horizontal; Modulation:802.11n; Bandwidth:40MHz; Channel:Low



Site : chamber

Condition: 3m HORIZONTAL

Job No : 04576AT/04577AT

Mode : 5510 Band edge

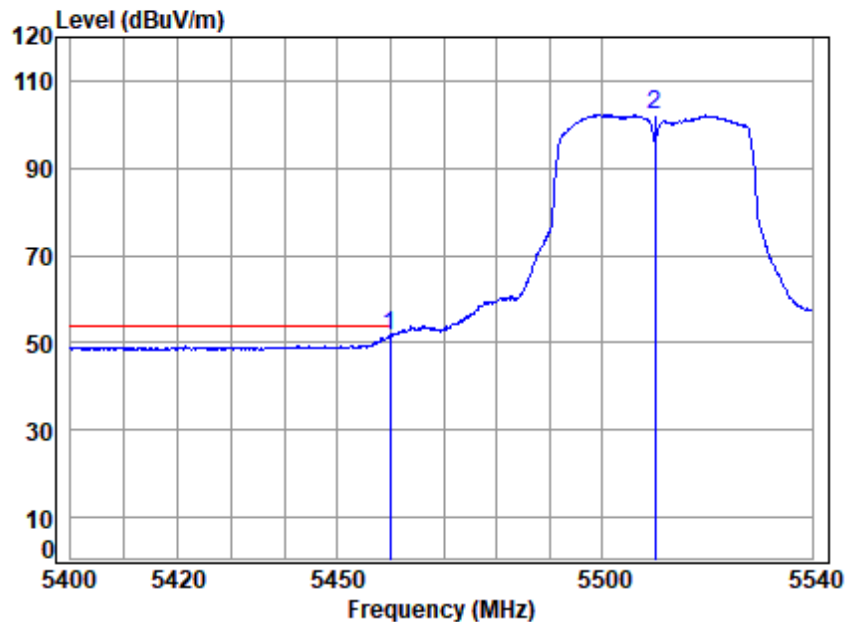
: 5G WIFI 11N40

		Cable	Ant	Preamp	Read	Limit	Over	
	Freq	Loss	Factor	Factor	Level	Level	Line	Limit Remark
	MHz	dB	dB/m	dB	dBuV	dBuV/m	dBuV/m	dB
1	5459.202	19.26	34.66	31.44	43.39	65.87	74.00	-8.13 peak
2	5465.634	19.26	34.64	31.44	44.32	66.78	68.20	-1.42 peak
3 p	5510.000	19.32	34.54	31.47	88.91	111.30	68.20	43.10 peak





Test Mode: 05; Polarity: Horizontal; Modulation:802.11n; Bandwidth:40MHz; Channel:Low

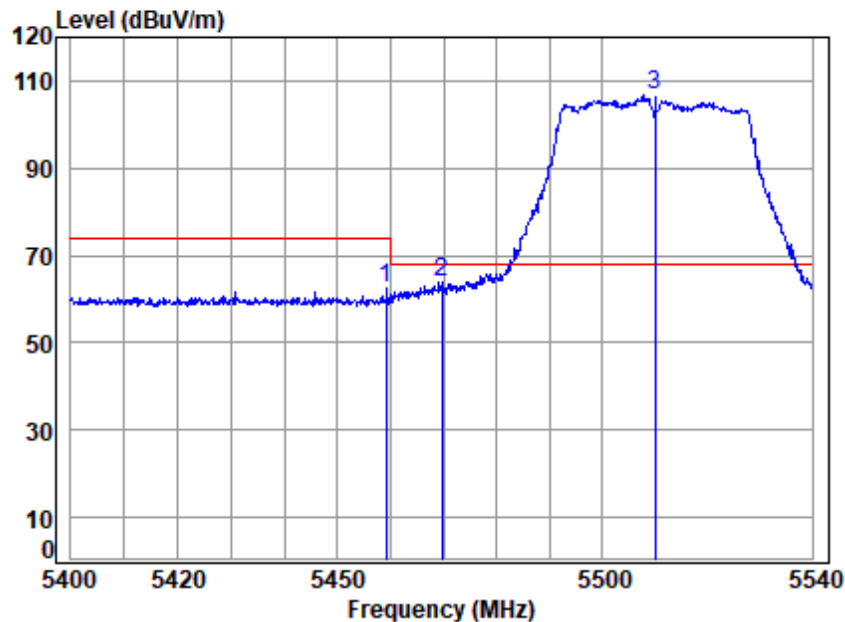


Site : chamber  
Condition: 3m HORIZONTAL  
Job No : 04576AT/04577AT  
Mode : 5510 Band edge  
: 5G WIFI 11N40

		Cable	Ant	Preamp	Read	Limit	Over	
Freq	Loss	Factor	Factor	Level	Level	Line	Limit	Remark
MHz	dB	dB/m	dB	dBuV	dBuV/m	dBuV/m	dB	
1 q 5459.901	19.26	34.66	31.44	29.06	51.54	54.00	-2.46	Average
2 5510.000	19.32	34.54	31.47	79.85	102.24	-----	-----	Average



Test Mode: 05; Polarity: Vertical; Modulation:802.11n; Bandwidth:40MHz; Channel:Low



Site : chamber

Condition: 3m VERTICAL

Job No : 04576AT/04577AT

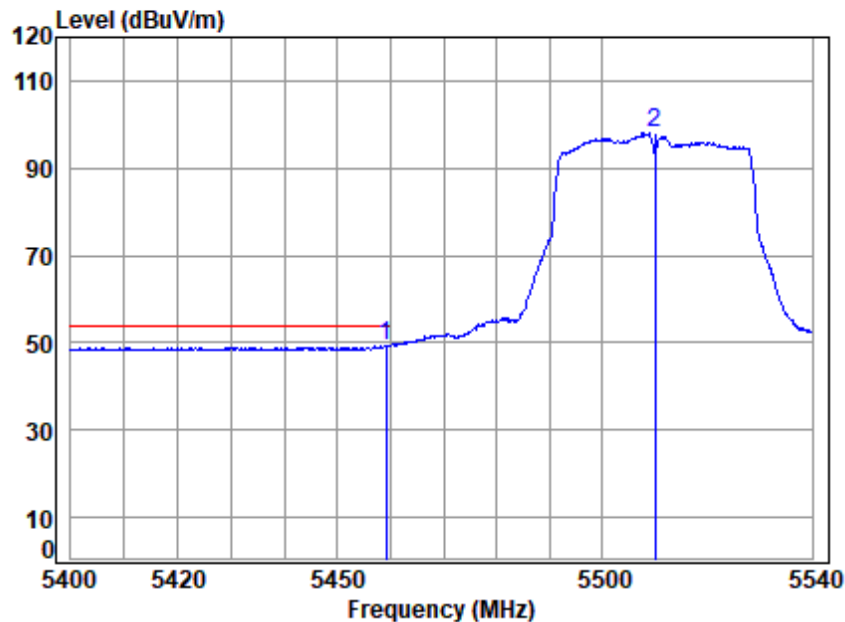
Mode : 5510 Band edge

: 5G WIFI 11N40

		Cable	Ant	Preamp	Read	Limit	Over	
	Freq	Loss	Factor	Factor	Level	Level	Line	Limit Remark
	MHz	dB	dB/m	dB	dBuV	dBuV/m	dBuV/m	dB
1	5459.202	19.26	34.66	31.44	40.21	62.69	74.00	-11.31 Peak
2	5469.692	19.27	34.62	31.45	41.55	63.99	68.20	-4.21 peak
3 p	5510.000	19.32	34.54	31.47	84.55	106.94	68.20	38.74 Peak



Test Mode: 05; Polarity: Vertical; Modulation:802.11n; Bandwidth:40MHz; Channel:Low

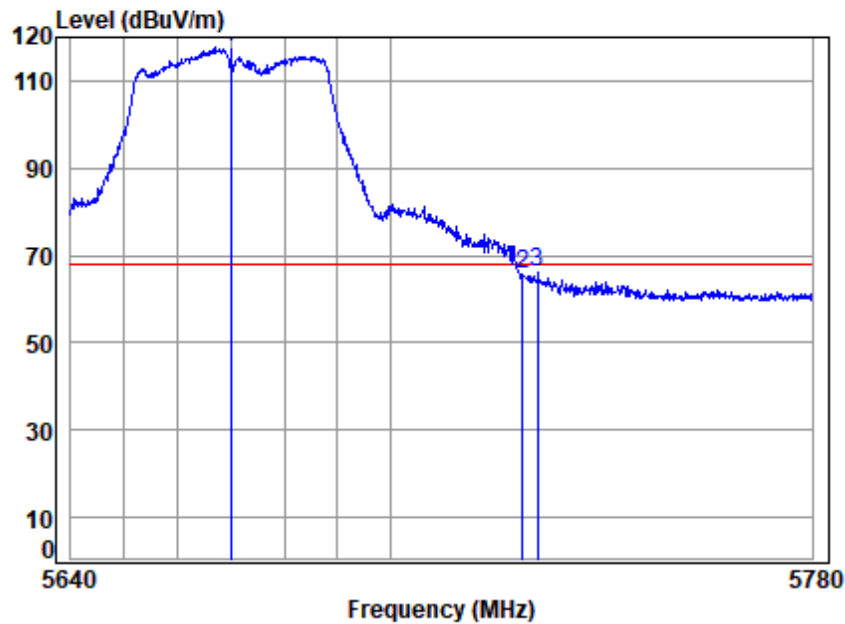


Site : chamber  
Condition: 3m VERTICAL  
Job No : 04576AT/04577AT  
Mode : 5510 Band edge  
: 5G WIFI 11N40

		Cable	Ant	Preamp	Read	Limit	Over	
Freq		Loss	Factor	Factor	Level	Level	Line	Limit Remark
MHz		dB	dB/m	dB	dBuV	dBuV/m	dBuV/m	dB
1 q 5459.202		19.26	34.66	31.44	27.01	49.49	54.00	-4.51 Average
2 5510.000		19.32	34.54	31.47	75.55	97.94	-----	----- Average



Test Mode: 05; Polarity: Horizontal; Modulation:802.11n; Bandwidth:40MHz; Channel:High



Site : chamber

Condition: 3m HORIZONTAL

Job No : 04576AT/04577AT

Mode : 5670 Band edge

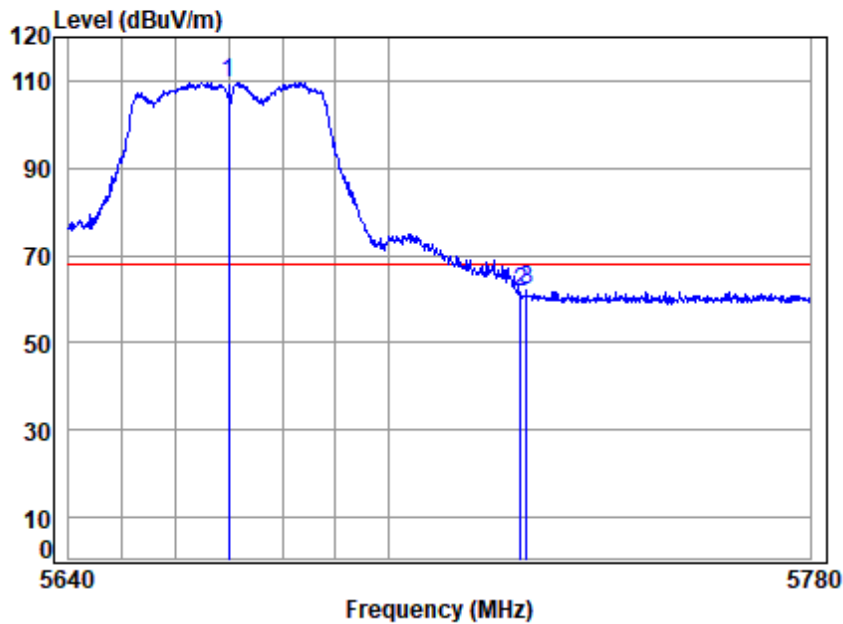
: 5G WIFI 11N40

		Cable	Ant	Preamp	Read	Limit	Over	
	Freq	Loss	Factor	Factor	Level	Level	Line	Limit Remark
	MHz	dB	dB/m	dB	dBuV	dBuV/m	dBuV/m	dB
1 p	5670.000	19.42	34.36	31.54	95.33	117.57	68.20	49.37 peak
2	5725.000	19.46	34.25	31.57	43.73	65.87	68.20	-2.33 peak
3	5727.799	19.46	34.24	31.57	44.18	66.31	68.20	-1.89 peak





Test Mode: 05; Polarity: Vertical; Modulation:802.11n; Bandwidth:40MHz; Channel:High



Site : chamber

Condition: 3m VERTICAL

Job No : 04576AT/04577AT

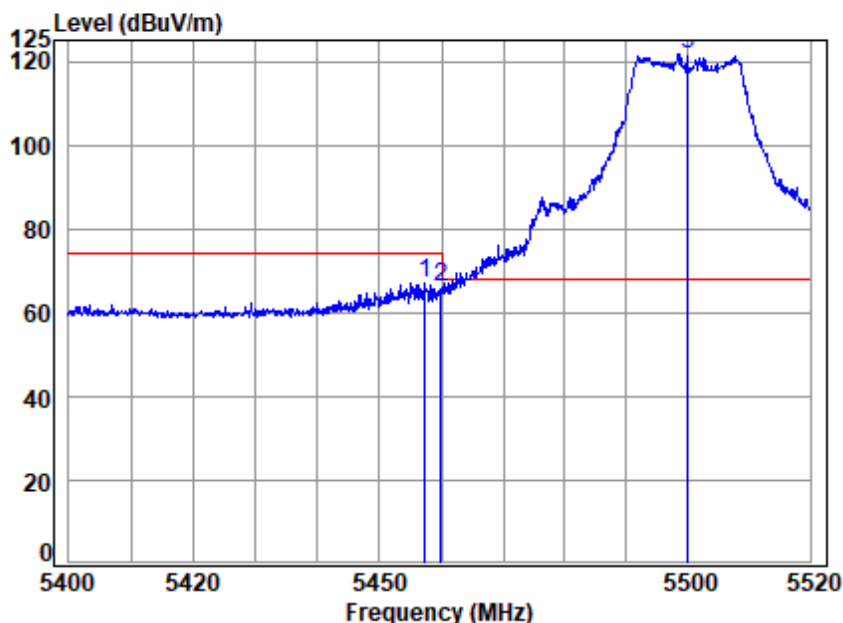
Mode : 5670 Band edge

: 5G WIFI 11N40

		Cable	Ant	Preamp	Read	Limit	Over	
Freq		Loss	Factor	Factor	Level	Level	Line	Limit Remark
MHz		dB	dB/m	dB	dBuV	dBuV/m	dBuV/m	dB
1 p 5670.000		19.42	34.36	31.54	87.44	109.68	68.20	41.48 Peak
2 5725.000		19.46	34.25	31.57	39.39	61.53	68.20	-6.67 Peak
3 5725.974		19.46	34.25	31.57	40.12	62.26	68.20	-5.94 Peak



Test Mode: 05; Polarity: Horizontal; Modulation:802.11ac; Bandwidth:20MHz; Channel:Low



Site : chamber

Condition: 3m HORIZONTAL

Job No : 04576AT/04577AT

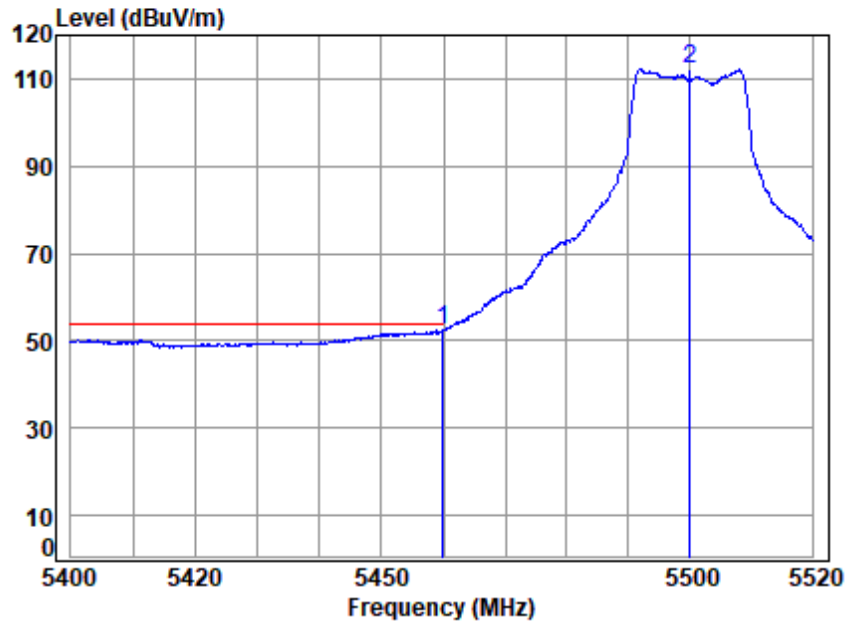
Mode : 5500 Band edge

: 5G WIFI 11AC20

		Cable	Ant	Preamp	Read	Limit	Over	
	Freq	Loss	Factor	Factor	Level	Level	Line	Limit Remark
	MHz	dB	dB/m	dB	dBuV	dBuV/m	dBuV/m	dB
1	5457.271	19.25	34.67	31.44	44.55	67.03	74.00	-6.97 peak
2	5459.980	19.26	34.66	31.44	43.51	65.99	74.00	-8.01 peak
3 p	5500.000	19.31	34.50	31.46	99.28	121.63	68.20	53.43 peak



Test Mode: 05; Polarity: Horizontal; Modulation:802.11ac; Bandwidth:20MHz; Channel:Low



Site : chamber

Condition: 3m HORIZONTAL

Job No : 04576AT/04577AT

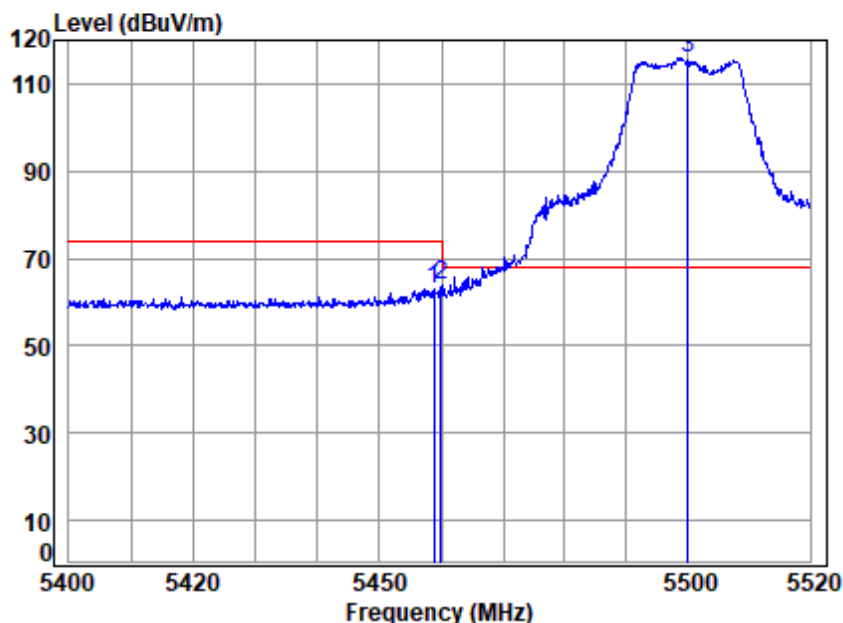
Mode : 5500 Band edge

: 5G WIFI 11AC20

		Cable	Ant	Preamp	Read	Limit	Over	
Freq		Loss	Factor	Factor	Level	Line	Limit	Remark
MHz		dB	dB/m	dB	dBuV	dBuV/m	dB	
1 q	5459.910	19.26	34.66	31.44	29.91	52.39	54.00	-1.61 Average
2	5500.000	19.31	34.50	31.46	89.84	112.19	-----	----- Average



Test Mode: 05; Polarity: Vertical; Modulation:802.11ac; Bandwidth:20MHz; Channel:Low



Site : chamber

Condition: 3m VERTICAL

Job No : 04576AT/04577AT

Mode : 5500 Band edge

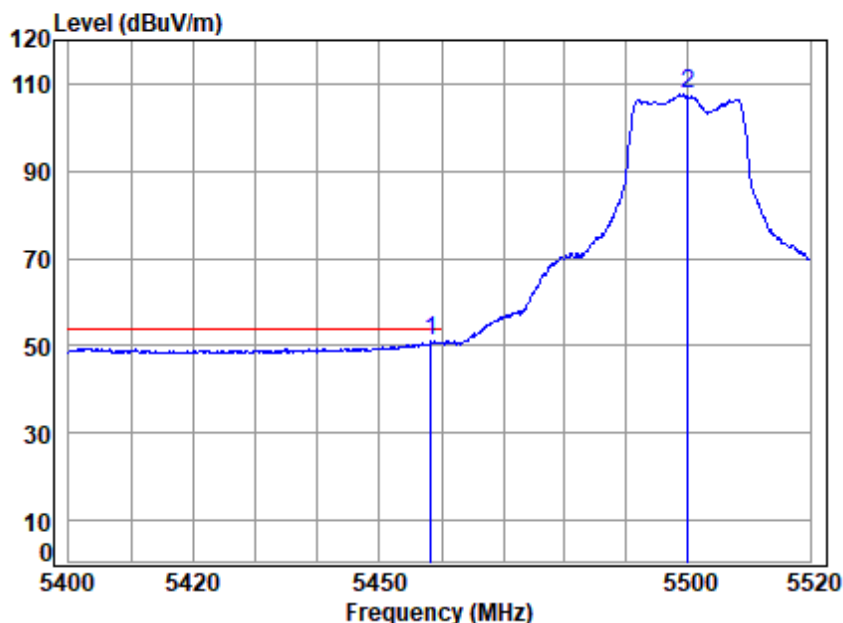
: 5G WIFI 11AC20

		Cable	Ant	Preamp	Read	Limit	Over	
	Freq	Loss	Factor	Factor	Level	Level	Line	Limit Remark
	MHz	dB	dB/m	dB	dBuV	dBuV/m	dBuV/m	dB
1	5458.831	19.26	34.66	31.44	40.33	62.81	74.00	-11.19 Peak
2	5459.980	19.26	34.66	31.44	41.50	63.98	74.00	-10.02 peak
3 p	5500.000	19.31	34.50	31.46	93.66	116.01	68.20	47.81 Peak





Test Mode: 05; Polarity: Vertical; Modulation:802.11ac; Bandwidth:20MHz; Channel:Low



Site : chamber

Condition: 3m VERTICAL

Job No : 04576AT/04577AT

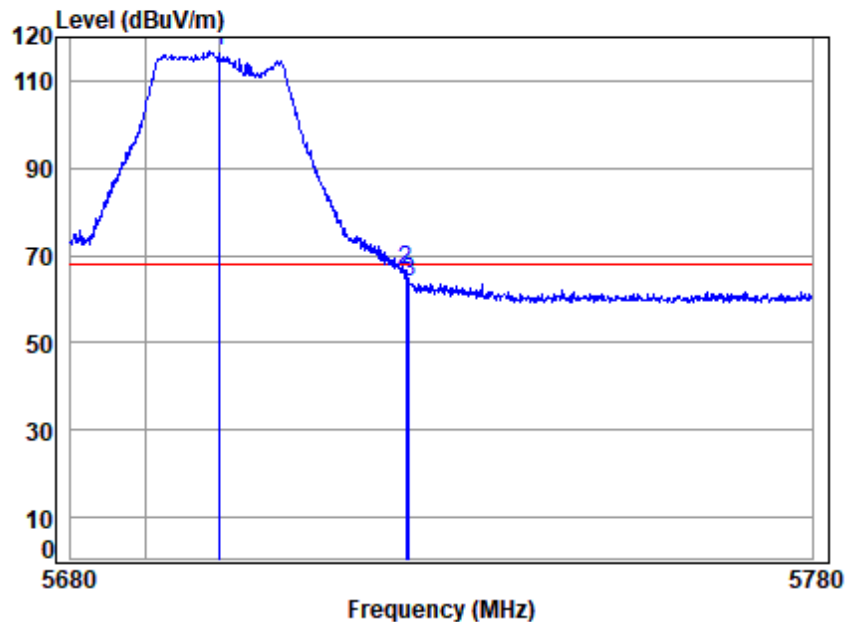
Mode : 5500 Band edge

: 5G WIFI 11AC20

		Cable	Ant	Preamp	Read	Limit	Over	
Freq	Loss	Factor	Factor	Level	Level	Line	Limit	Remark
MHz	dB	dB/m	dB	dBuV	dBuV/m	dBuV/m	dB	
1 q 5458.351	19.25	34.67	31.44	28.52	51.00	54.00	-3.00	Average
2 5500.000	19.31	34.50	31.46	85.44	107.79	-----	-----	Average



Test Mode: 05; Polarity: Horizontal; Modulation:802.11ac; Bandwidth:20MHz; Channel:High



Site : chamber

Condition: 3m HORIZONTAL

Job No : 04576AT/04577AT

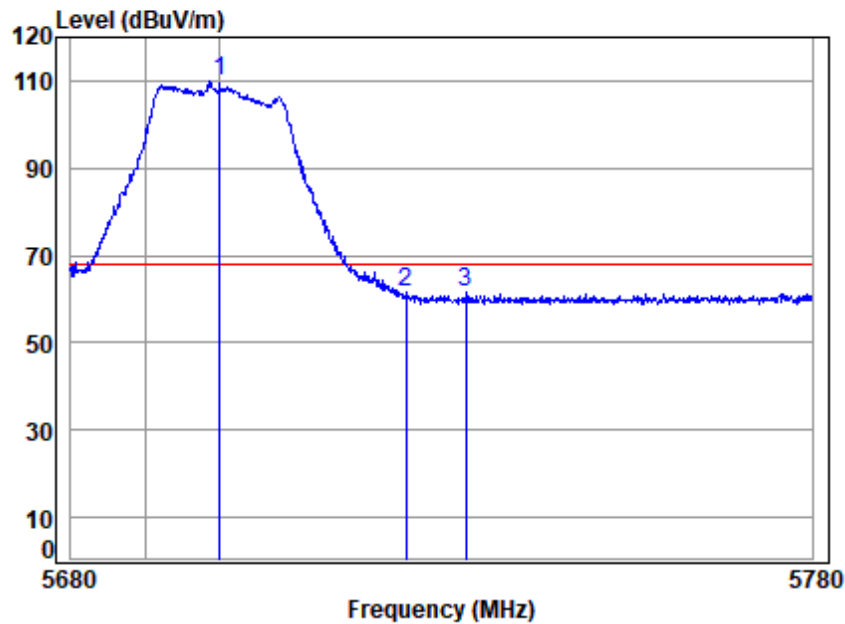
Mode : 5700 Band edge

: 5G WIFI 11AC20

		Cable	Ant	Preamp	Read	Limit	Over	
Freq		Loss	Factor	Factor	Level	Level	Limit	Remark
MHz		dB	dB/m	dB	dBuV	dBuV/m	dBuV/m	dB
1 p 5700.000		19.44	34.30	31.56	94.82	117.00	68.20	48.80 peak
2 5725.000		19.46	34.25	31.57	44.62	66.76	68.20	-1.44 peak
3 5725.483		19.46	34.25	31.57	41.62	63.76	68.20	-4.44 peak



Test Mode: 05; Polarity: Vertical; Modulation:802.11ac; Bandwidth:20MHz; Channel:High



Site : chamber

Condition: 3m VERTICAL

Job No : 04576AT/04577AT

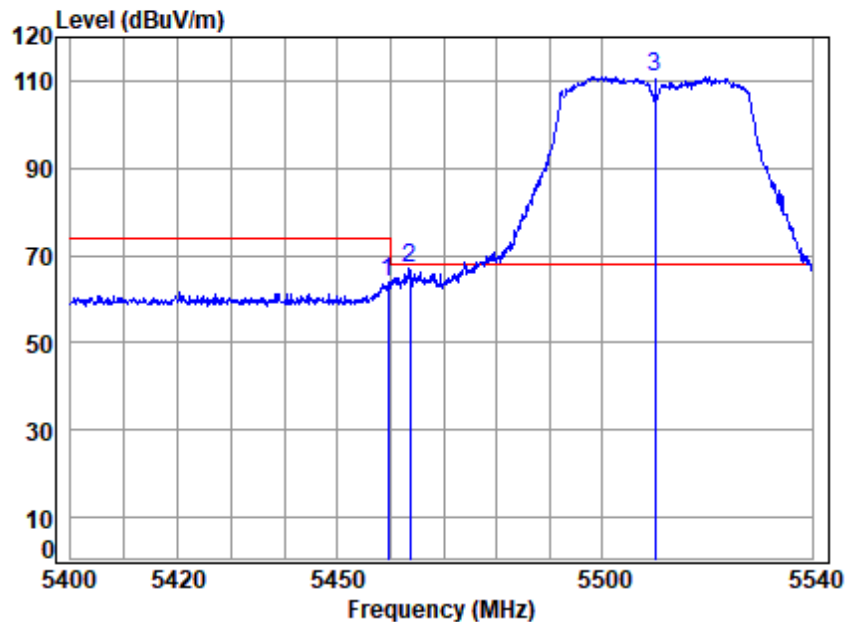
Mode : 5700 Band edge

: 5G WIFI 11AC20

		Cable	Ant	Preamp	Read	Limit	Over	
Freq		Loss	Factor	Factor	Level	Level	Limit	Remark
MHz		dB	dB/m	dB	dBuV	dBuV/m	dBuV/m	dB
1 p	5700.000	19.44	34.30	31.56	87.76	109.94	68.20	41.74 Peak
2	5725.000	19.46	34.25	31.57	39.24	61.38	68.20	-6.82 Peak
3	5733.083	19.46	34.23	31.58	39.26	61.37	68.20	-6.83 Peak



Test Mode: 05; Polarity: Horizontal; Modulation:802.11ac; Bandwidth:40MHz; Channel:Low



Site : chamber

Condition: 3m HORIZONTAL

Job No : 04576AT/04577AT

Mode : 5510 Band edge

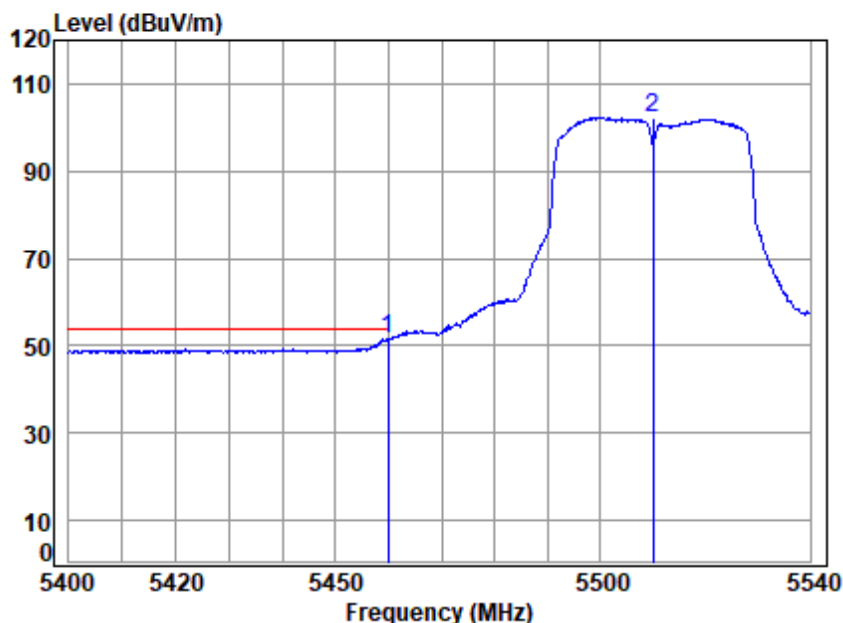
: 5G WIFI 11AC40

		Cable	Ant	Preamp	Read	Limit	Over	
	Freq	Loss	Factor	Factor	Level	Level	Line	Limit Remark
	MHz	dB	dB/m	dB	dBuV	dBuV/m	dBuV/m	dB
1	5459.481	19.26	34.66	31.44	41.19	63.67	74.00	-10.33 peak
2	5463.536	19.26	34.65	31.44	44.68	67.15	68.20	-1.05 peak
3 p	5510.000	19.32	34.54	31.47	88.69	111.08	68.20	42.88 peak





Test Mode: 05; Polarity: Horizontal; Modulation:802.11ac; Bandwidth:40MHz; Channel:Low



Site : chamber

Condition: 3m HORIZONTAL

Job No : 04576AT/04577AT

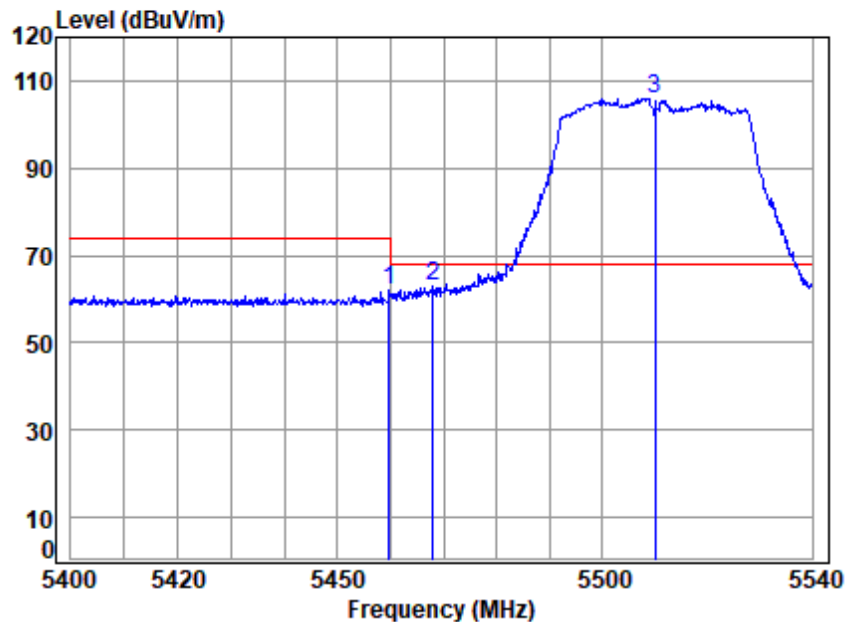
Mode : 5510 Band edge

: 5G WIFI 11AC40

		Cable	Ant	Preamp	Read	Limit	Over	
Freq		Loss	Factor	Factor	Level	Line	Limit	Remark
MHz		dB	dB/m	dB	dBuV	dBuV/m	dB	
1 q 5459.901		19.26	34.66	31.44	29.15	51.63	54.00	-2.37 Average
2 5510.000		19.32	34.54	31.47	79.96	102.35	-----	----- Average



Test Mode: 05; Polarity: Vertical; Modulation:802.11ac; Bandwidth:40MHz; Channel:Low



Site : chamber

Condition: 3m VERTICAL

Job No : 04576AT/04577AT

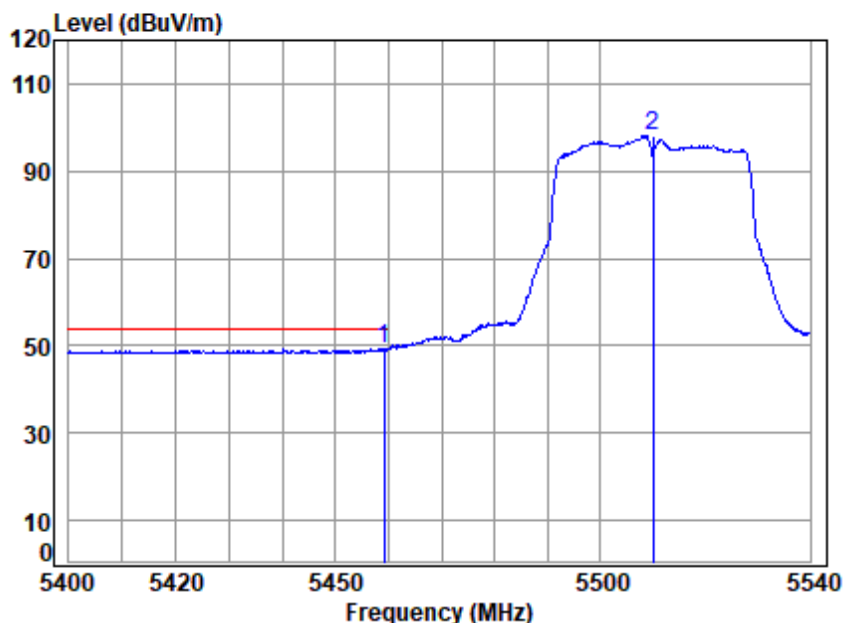
Mode : 5510 Band edge

: 5G WIFI 11AC40

		Cable	Ant	Preamp	Read	Limit	Over	
Freq		Loss	Factor	Factor	Level	Level	Line	Limit Remark
MHz		dB	dB/m	dB	dBuV	dBuV/m	dBuV/m	dB
1	5459.761	19.26	34.66	31.44	39.55	62.03	74.00	-11.97 Peak
2	5467.873	19.27	34.63	31.45	40.30	62.75	68.20	-5.45 peak
3 p	5510.000	19.32	34.54	31.47	83.67	106.06	68.20	37.86 Peak



Test Mode: 05; Polarity: Vertical; Modulation:802.11ac; Bandwidth:40MHz; Channel:Low



Site : chamber

Condition: 3m VERTICAL

Job No : 04576AT/04577AT

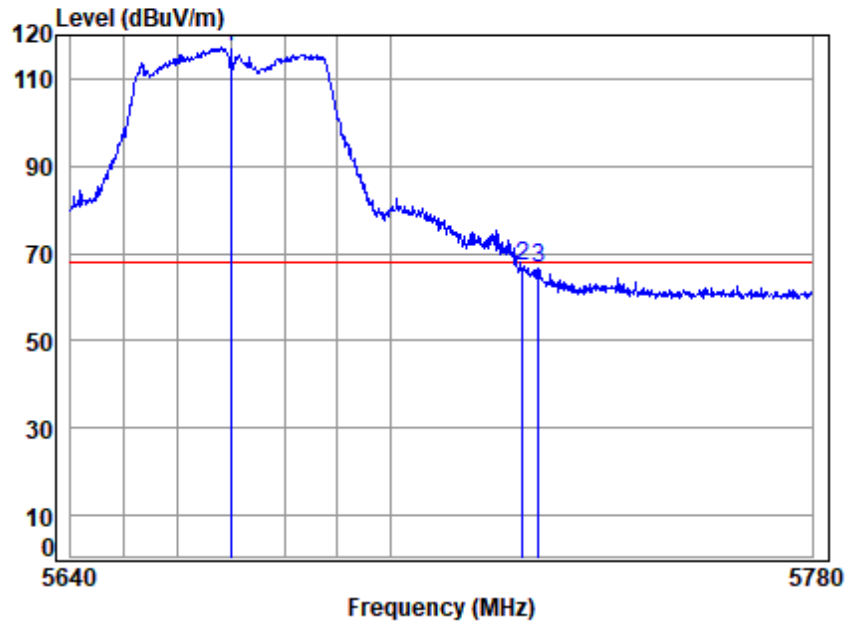
Mode : 5510 Band edge

: 5G WIFI 11AC40

		Cable	Ant	Preamp	Read	Limit	Over	
Freq		Loss	Factor	Factor	Level	Line	Limit	Remark
MHz		dB	dB/m	dB	dBuV	dBuV/m	dB	
1 q 5459.063		19.26	34.66	31.44	26.90	49.38	54.00	-4.62 Average
2 5510.000		19.32	34.54	31.47	75.64	98.03	-----	----- Average



Test Mode: 05; Polarity: Horizontal; Modulation:802.11ac; Bandwidth:40MHz; Channel:High



Site : chamber

Condition: 3m HORIZONTAL

Job No : 04576AT/04577AT

Mode : 5670 Band edge

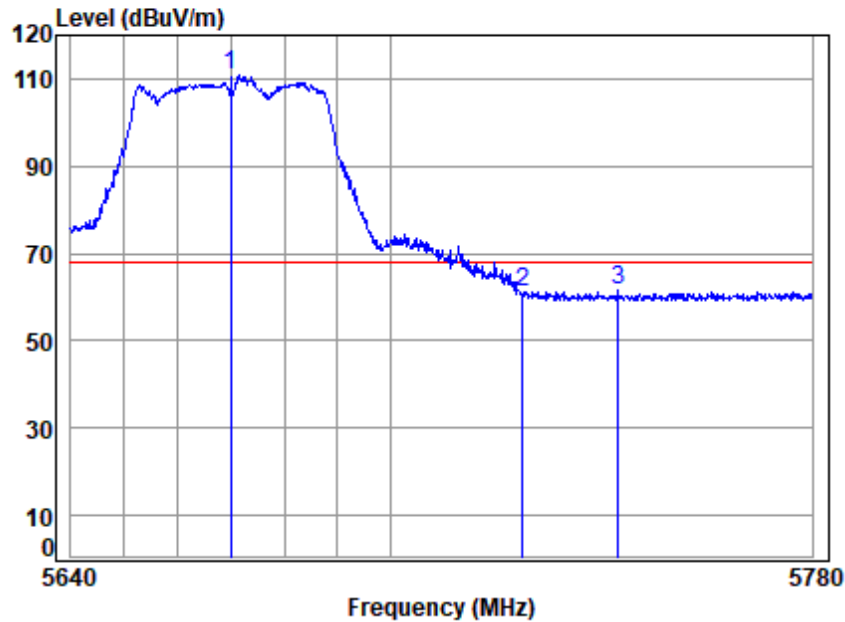
: 5G WIFI 11AC40

		Cable	Ant	Preamp	Read	Limit	Over	
	Freq	Loss	Factor	Factor	Level	Level	Line	Limit Remark
	MHz	dB	dB/m	dB	dBuV	dBuV/m	dBuV/m	dB
1 p	5670.000	19.42	34.36	31.54	94.90	117.14	68.20	48.94 peak
2	5725.000	19.46	34.25	31.57	44.71	66.85	68.20	-1.35 peak
3	5727.940	19.46	34.24	31.57	44.70	66.83	68.20	-1.37 Peak





Test Mode: 05; Polarity: Vertical; Modulation:802.11ac; Bandwidth:40MHz; Channel:High

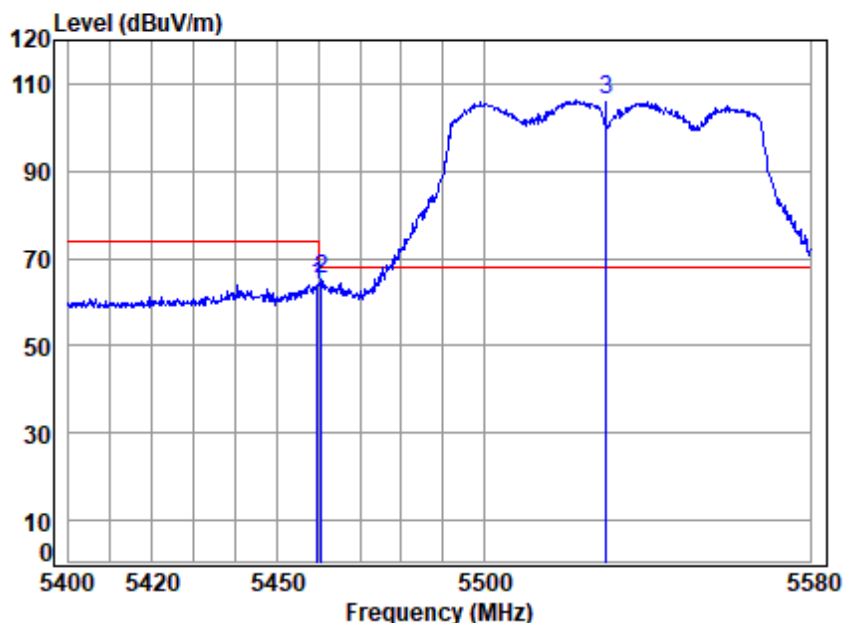


Site : chamber  
Condition: 3m VERTICAL  
Job No : 04576AT/04577AT  
Mode : 5670 Band edge  
: 5G WIFI 11AC40

		Cable	Ant	Preamp	Read	Limit	Over	
Freq		Loss	Factor	Factor	Level	Level	Line	Limit Remark
MHz		dB	dB/m	dB	dBuV	dBuV/m	dBuV/m	dB
1 p 5670.000		19.42	34.36	31.54	88.49	110.73	68.20	42.53 Peak
2 5725.000		19.46	34.25	31.57	38.82	60.96	68.20	-7.24 Peak
3 5742.987		19.47	34.21	31.58	39.30	61.40	68.20	-6.80 Peak



Test Mode: 05; Polarity: Horizontal; Modulation:802.11ac; Bandwidth:80MHz; Channel:Low



Site : chamber

Condition: 3m HORIZONTAL

Job No : 04576AT/04577AT

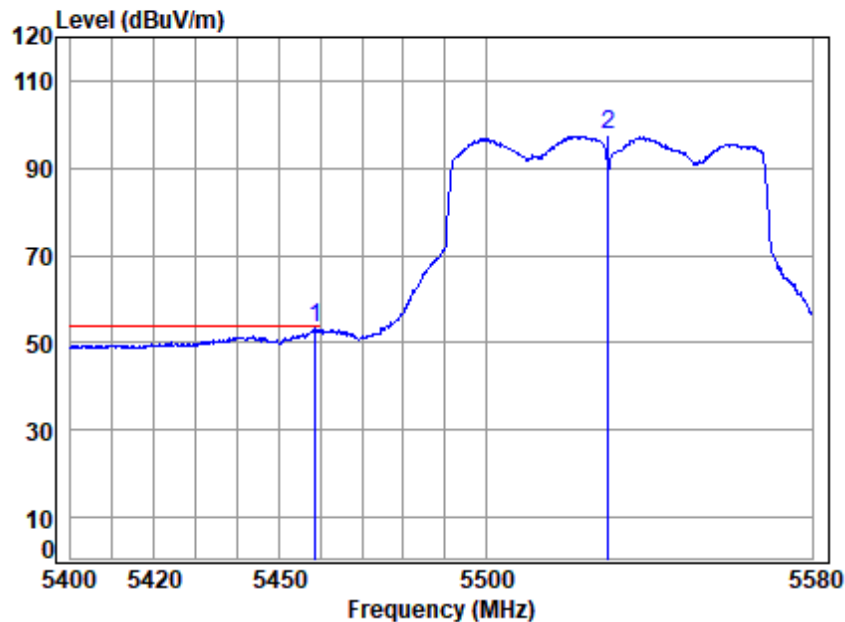
Mode : 5530 Band edge

: 5G WIFI 11AC80

		Cable	Ant	Preamp	Read	Limit	Over	
	Freq	Loss	Factor	Factor	Level	Level	Line	Limit Remark
	MHz	dB	dB/m	dB	dBuV	dBuV/m	dBuV/m	dB
1	5459.644	19.26	34.66	31.44	41.56	64.04	74.00	-9.96 peak
2	5460.718	19.26	34.66	31.44	42.74	65.22	68.20	-2.98 peak
3 p	5530.000	19.33	34.62	31.48	83.64	106.11	68.20	37.91 peak



Test Mode: 05; Polarity: Horizontal; Modulation:802.11ac; Bandwidth:80MHz; Channel:Low

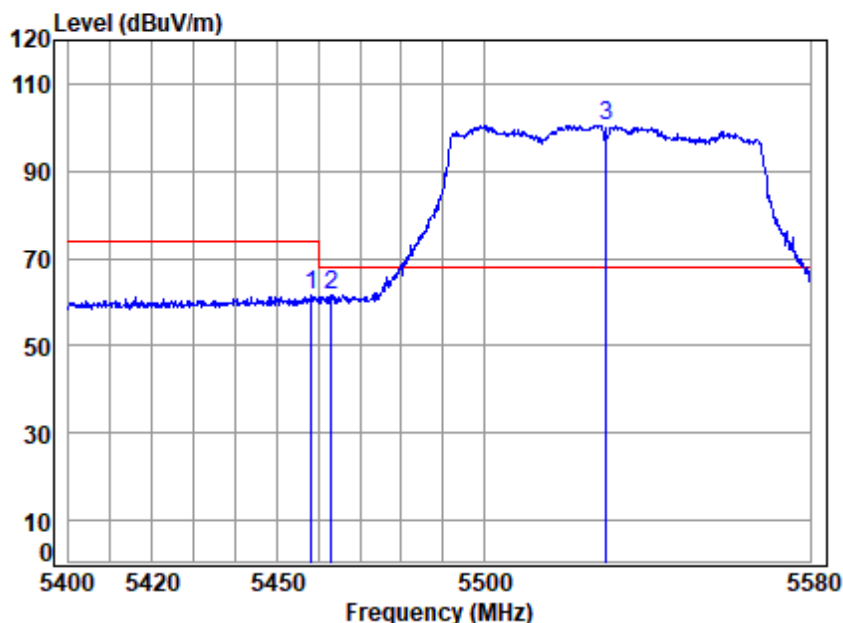


Site : chamber  
Condition: 3m HORIZONTAL  
Job No : 04576AT/04577AT  
Mode : 5530 Band edge  
: 5G WIFI 11AC80

		Cable	Ant	Preamp	Read	Limit	Over	
Freq		Loss	Factor	Factor	Level	Line	Limit	Remark
MHz		dB	dB/m	dB	dBuV	dBuV/m	dBuV/m	dB
1 q 5458.749		19.26	34.67	31.44	30.93	53.42	54.00	-0.58 Average
2 5530.000		19.33	34.62	31.48	75.01	97.48	-----	----- Average



Test Mode: 05; Polarity: Vertical; Modulation:802.11ac; Bandwidth:80MHz; Channel:Low



Site : chamber

Condition: 3m VERTICAL

Job No : 04576AT/04577AT

Mode : 5530 Band edge

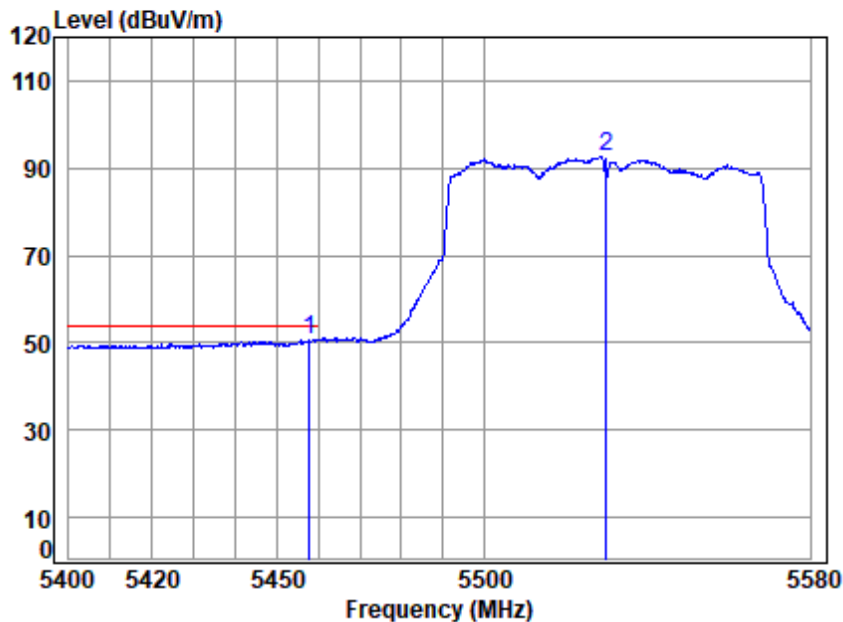
: 5G WIFI 11AC80

		Cable	Ant	Preamp	Read	Limit	Over	
	Freq	Loss	Factor	Factor	Level	Level	Line	Limit Remark
	MHz	dB	dB/m	dB	dBuV	dBuV/m	dBuV/m	dB
1	5458.391	19.26	34.67	31.44	39.12	61.61	74.00	-12.39 Peak
2	5463.046	19.26	34.65	31.44	38.97	61.44	68.20	-6.76 peak
3 p	5530.000	19.33	34.62	31.48	78.13	100.60	68.20	32.40 Peak





Test Mode: 05; Polarity: Vertical; Modulation:802.11ac; Bandwidth:80MHz; Channel:Low

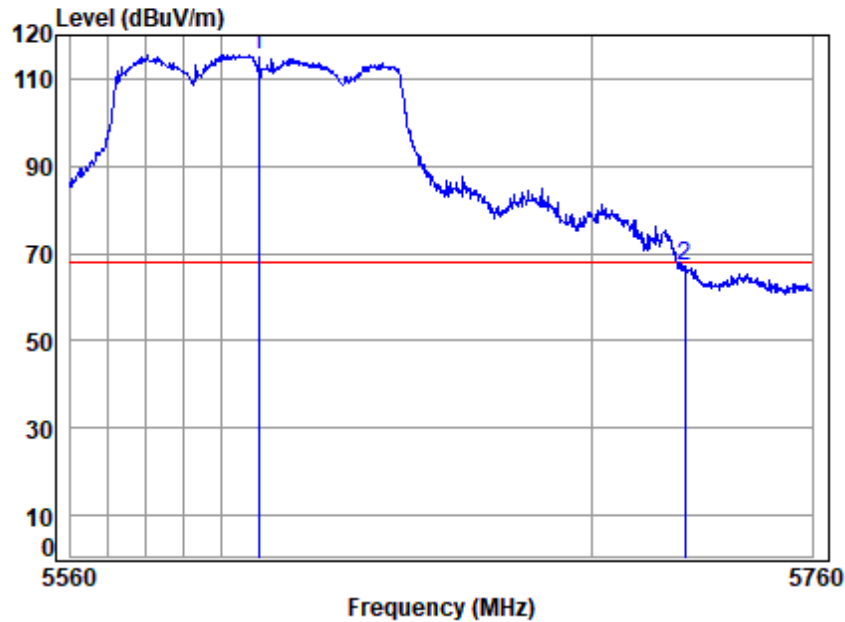


Site : chamber  
Condition: 3m VERTICAL  
Job No : 04576AT/04577AT  
Mode : 5530 Band edge  
: 5G WIFI 11AC80

		Cable	Ant	Preamp	Read	Limit	Over	
	Freq	Loss	Factor	Factor	Level	Level	Line	Limit Remark
	MHz	dB	dB/m	dB	dBuV	dBuV/m	dBuV/m	dB
1	q 5457.675	19.25	34.67	31.44	28.26	50.74	54.00	-3.26 Average
2	5530.000	19.33	34.62	31.48	70.14	92.61	-----	----- Average



Test Mode: 05; Polarity: Horizontal; Modulation:802.11ac; Bandwidth:80MHz; Channel:High



Site : chamber

Condition: 3m HORIZONTAL

Job No : 04576AT/04577AT

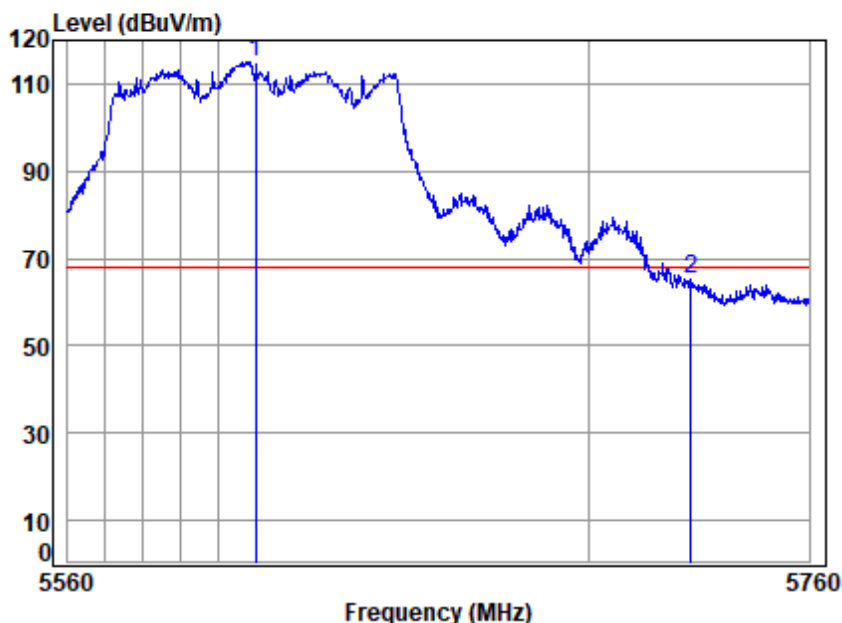
Mode : 5610 Band edge

: 5G WIFI 11AC80

		Cable	Ant	Preamp	Read	Limit	Over	
	Freq	Loss	Factor	Factor	Level	Line	Limit	Remark
	MHz	dB	dB/m	dB	dBuV	dBuV/m	dBuV/m	dB
1 p	5610.000	19.38	34.64	31.52	92.95	115.45	68.20	47.25 peak
2	5725.297	19.46	34.25	31.57	44.90	67.04	68.20	-1.16 peak



Test Mode: 05; Polarity: Vertical; Modulation:802.11ac; Bandwidth:80MHz; Channel:High



Site : chamber

Condition: 3m VERTICAL

Job No : 04576AT/04577AT

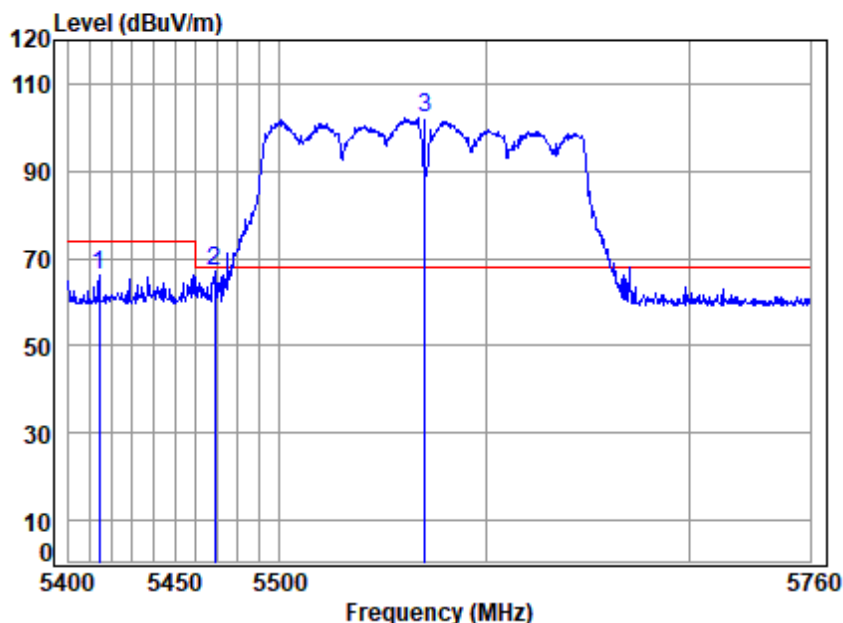
Mode : 5610 Band edge

: 5G WIFI 11AC80

		Cable	Ant	Preamp	Read	Limit	Over	
	Freq	Loss	Factor	Factor	Level	Level	Line	Limit Remark
	MHz	dB	dB/m	dB	dBuV	dBuV/m	dBuV/m	dB
1 p	5610.000	19.38	34.64	31.52	92.56	115.06	68.20	46.86 Peak
2	5727.726	19.46	34.24	31.57	43.09	65.22	68.20	-2.98 Peak



Test Mode: 05; Polarity: Horizontal; Modulation:802.11ac; Bandwidth:160MHz; Channel:middle



Site : chamber

Condition: 3m HORIZONTAL

Job No : 04576AT/04577AT

Mode : 5570 Band edge

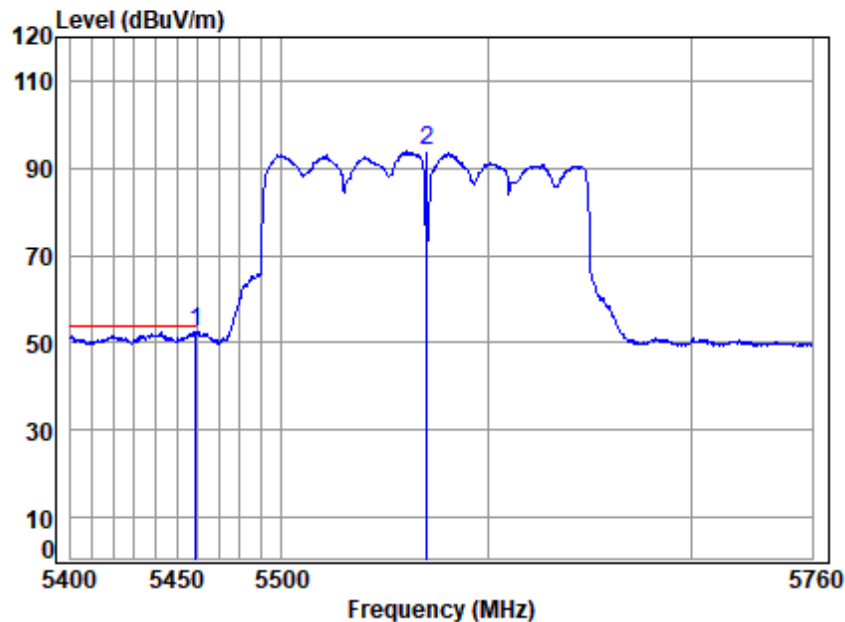
: 5G WIFI 11AC160

		Cable	Ant	Preamp	Read	Limit	Over	
	Freq	Loss	Factor	Factor	Level	Level	Line	Limit Remark
	MHz	dB	dB/m	dB	dBuV	dBuV/m	dBuV/m	dB
1	5414.308	19.20	34.63	31.42	43.65	66.06	74.00	-7.94 peak
2	5469.094	19.27	34.62	31.45	44.73	67.17	68.20	-1.03 peak
3 p	5570.000	19.36	34.70	31.50	79.56	102.12	68.20	33.92 peak





Test Mode: 05; Polarity: Horizontal; Modulation:802.11ac; Bandwidth:160MHz; Channel:middle



Site : chamber

Condition: 3m HORIZONTAL

Job No : 04576AT/04577AT

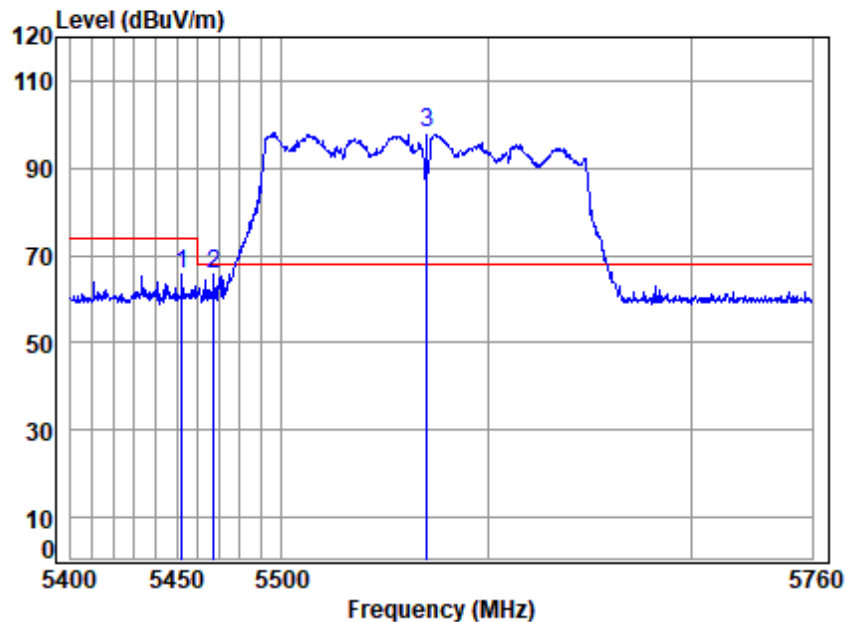
Mode : 5570 Band edge

: 5G WIFI 11AC160

		Cable	Ant	Preamp	Read	Limit	Over	
Freq		Loss	Factor	Factor	Level	Level	Line	Limit Remark
MHz		dB	dB/m	dB	dBuV	dBuV/m	dBuV/m	dB
1 q	5459.220	19.26	34.66	31.44	30.13	52.61	54.00	-1.39 Average
2	5570.000	19.36	34.70	31.50	71.23	93.79	-----	----- Average



Test Mode: 05; Polarity: Vertical; Modulation:802.11ac; Bandwidth:160MHz; Channel:middle



Site : chamber

Condition: 3m VERTICAL

Job No : 04576AT/04577AT

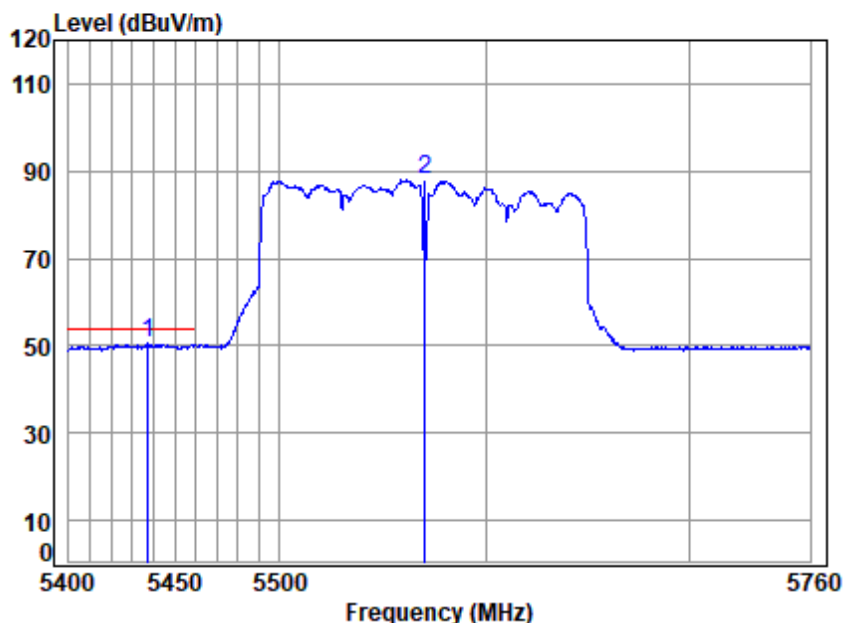
Mode : 5570 Band edge

: 5G WIFI 11AC160

		Cable	Ant	Preamp	Read	Limit	Over	
Freq		Loss	Factor	Factor	Level	Level	Line	Limit Remark
MHz		dB	dB/m	dB	dBuV	dBuV/m	dBuV/m	dB
1	5452.530	19.25	34.69	31.44	43.01	65.51	74.00	-8.49 Peak
2	5467.683	19.27	34.63	31.45	43.44	65.89	68.20	-2.31 peak
3 p	5570.000	19.36	34.70	31.50	75.71	98.27	68.20	30.07 Peak



Test Mode: 05; Polarity: Vertical; Modulation:802.11ac; Bandwidth:160MHz; Channel:middle



Site : chamber

Condition: 3m VERTICAL

Job No : 04576AT/04577AT

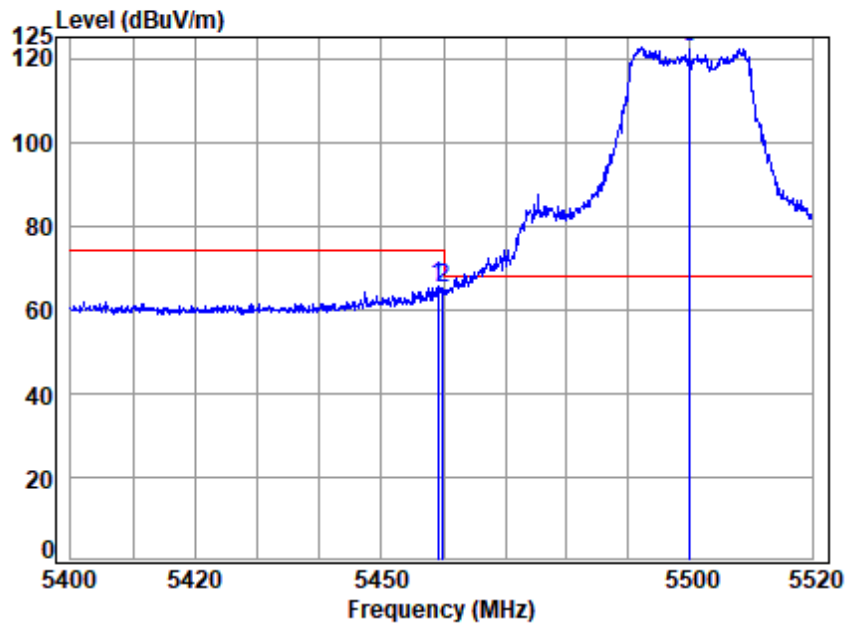
Mode : 5570 Band edge

: 5G WIFI 11AC160

		Cable	Ant	Preamp	Read	Limit	Over	
Freq		Loss	Factor	Factor	Level	Level	Line	Limit Remark
MHz		dB	dB/m	dB	dBuV	dBuV/m	dBuV/m	dB
1 q 5437.419		19.23	34.67	31.43	28.07	50.54	54.00	-3.46 Average
2 5570.000		19.36	34.70	31.50	65.61	88.17	-----	----- Average



Test Mode: 05; Polarity: Horizontal; Modulation: 802.11ax(Full RU0); Bandwidth: 20MHz; Channel: Low



Site : chamber

Condition: 3m HORIZONTAL

Job No : 04576AT/04577AT

Mode : 5500 Band edge

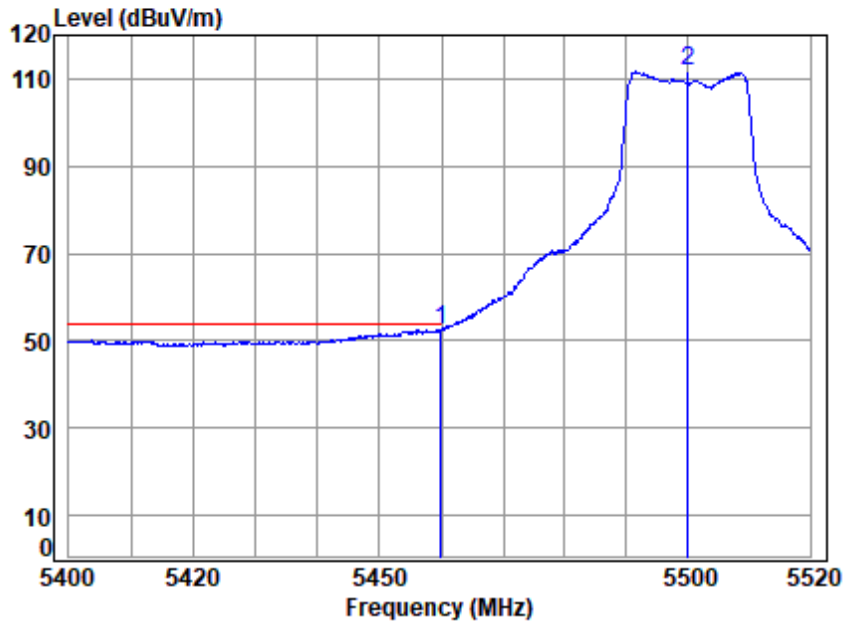
: 5G WIFI 11AX20

		Cable	Ant	Preamp	Read	Limit	Over	
	Freq	Loss	Factor	Factor	Level	Level	Line	Limit Remark
	MHz	dB	dB/m	dB	dBuV	dBuV/m	dBuV/m	dB
1	5459.070	19.26	34.66	31.44	43.11	65.59	74.00	-8.41 peak
2	5459.980	19.26	34.66	31.44	42.46	64.94	74.00	-9.06 peak
3 p	5500.000	19.31	34.50	31.46	100.05	122.40	68.20	54.20 peak





Test Mode: 05; Polarity: Horizontal; Modulation: 802.11ax(Full RU0); Bandwidth: 20MHz; Channel: Low



Site : chamber

Condition: 3m HORIZONTAL

Job No : 04576AT/04577AT

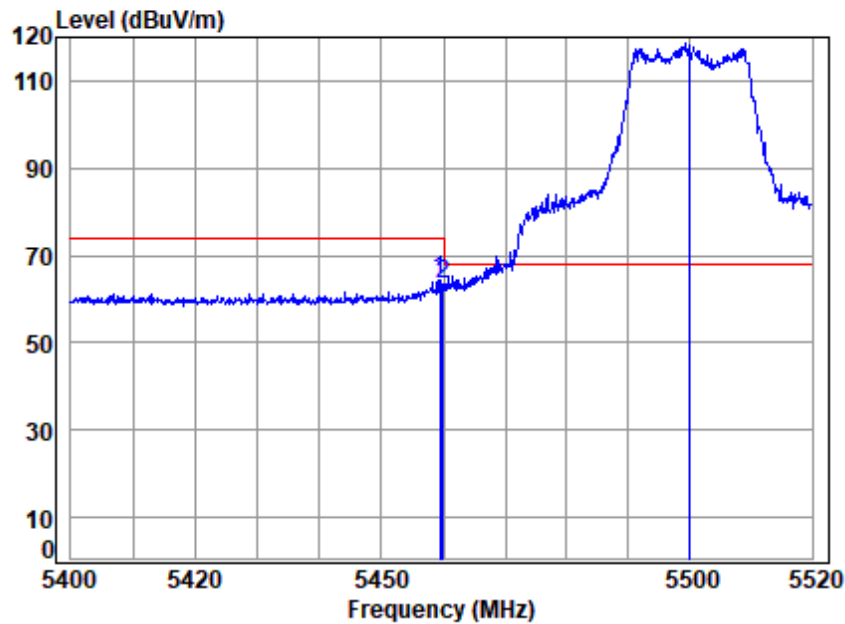
Mode : 5500 Band edge

: 5G WIFI 11AX20

		Cable	Ant	Preamp	Read	Limit	Over	
Freq		Loss	Factor	Factor	Level	Level	Line	Limit Remark
MHz		dB	dB/m	dB	dBuV	dBuV/m	dBuV/m	dB
1 q	5459.910	19.26	34.66	31.44	30.19	52.67	54.00	-1.33 Average
2	5500.000	19.31	34.50	31.46	89.29	111.64	-----	----- Average



Test Mode: 05; Polarity: Vertical; Modulation:802.11ax(Full RU0); Bandwidth:20MHz; Channel:Low



Site : chamber

Condition: 3m VERTICAL

Job No : 04576AT/04577AT

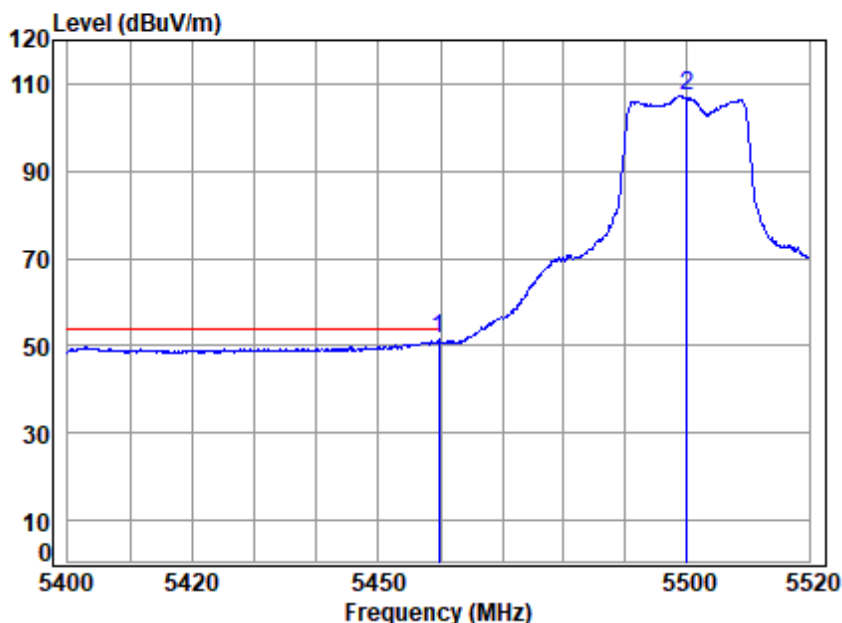
Mode : 5500 Band edge

: 5G WIFI 11AX20

		Cable	Ant	Preamp	Read	Limit	Over	
	Freq	Loss	Factor	Factor	Level	Level	Line	Limit Remark
	MHz	dB	dB/m	dB	dBuV	dBuV/m	dBuV/m	dB
1	5459.430	19.26	34.66	31.44	42.03	64.51	74.00	-9.49 Peak
2	5459.980	19.26	34.66	31.44	41.06	63.54	74.00	-10.46 peak
3 p	5500.000	19.31	34.50	31.46	96.14	118.49	68.20	50.29 Peak



Test Mode: 05; Polarity: Vertical; Modulation:802.11ax(Full RU0); Bandwidth:20MHz; Channel:Low



Site : chamber

Condition: 3m VERTICAL

Job No : 04576AT/04577AT

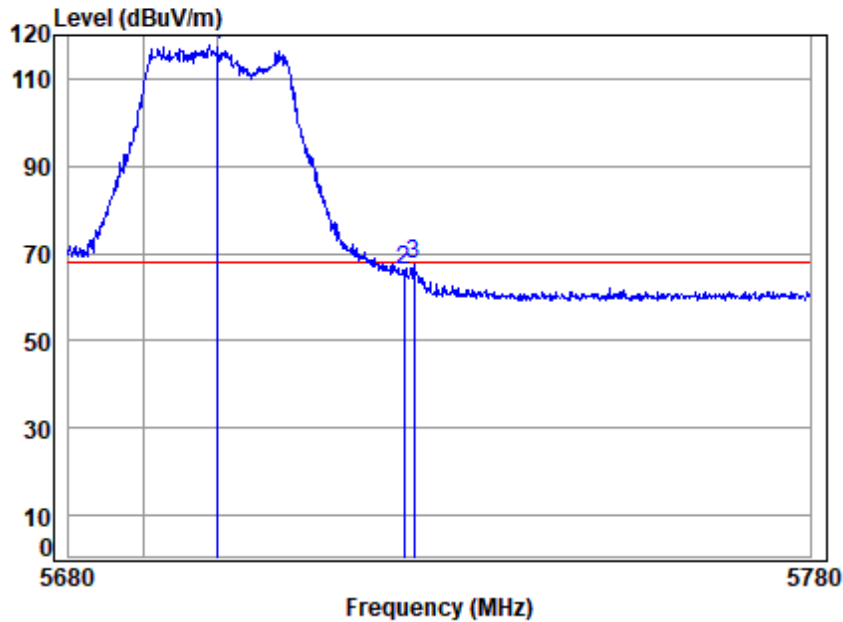
Mode : 5500 Band edge

: 5G WIFI 11AX20

		Cable	Ant	Preamp	Read	Limit	Over	
	Freq	Loss	Factor	Factor	Level	Line	Limit	Remark
	MHz	dB	dB/m	dB	dBuV	dBuV/m	dBuV/m	dB
1	q 5459.791	19.26	34.66	31.44	28.92	51.40	54.00	-2.60 Average
2	5500.000	19.31	34.50	31.46	84.87	107.22	-----	----- Average



Test Mode: 05; Polarity: Horizontal; Modulation:802.11ax(Full RU0); Bandwidth:20MHz; Channel:High



Site : chamber

Condition: 3m HORIZONTAL

Job No : 04576AT/04577AT

Mode : 5700 Band edge

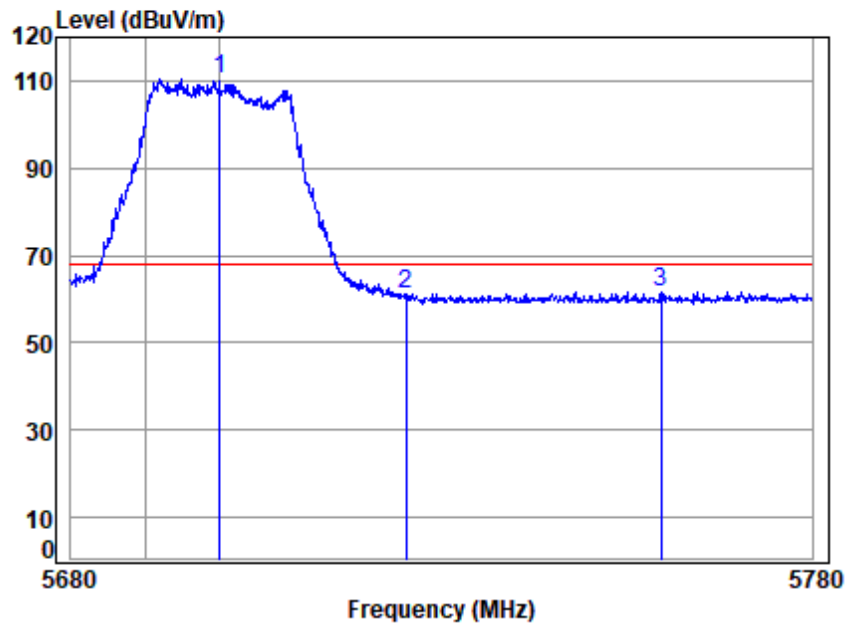
: 5G WIFI 11AX20

		Cable	Ant	Preamp	Read	Limit	Over	
	Freq	Loss	Factor	Factor	Level	Level	Line	Limit Remark
	MHz	dB	dB/m	dB	dBuV	dBuV/m	dBuV/m	dB
1 p	5700.000	19.44	34.30	31.56	95.49	117.67	68.20	49.47 peak
2	5725.000	19.46	34.25	31.57	44.06	66.20	68.20	-2.00 peak
3	5726.383	19.46	34.25	31.57	45.19	67.33	68.20	-0.87 peak





Test Mode: 05; Polarity: Vertical; Modulation:802.11ax(Full RU0); Bandwidth:20MHz; Channel:High

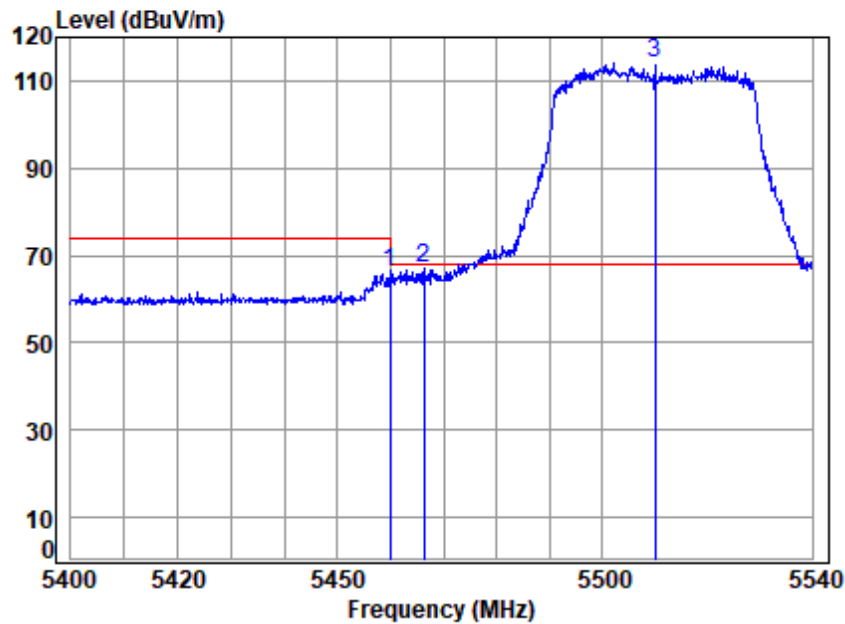


Site : chamber  
Condition: 3m VERTICAL  
Job No : 04576AT/04577AT  
Mode : 5700 Band edge  
: 5G WIFI 11AX20

		Cable	Ant	Preamp	Read	Limit	Over	
Freq		Loss	Factor	Factor	Level	Level	Line	Limit Remark
MHz		dB	dB/m	dB	dBuV	dBuV/m	dBuV/m	dB
1 p	5700.000	19.44	34.30	31.56	88.19	110.37	68.20	42.17 Peak
2	5725.000	19.46	34.25	31.57	38.88	61.02	68.20	-7.18 Peak
3	5759.458	19.48	34.22	31.59	39.35	61.46	68.20	-6.74 Peak



Test Mode: 05; Polarity: Horizontal; Modulation: 802.11ax(Full RU0); Bandwidth: 40MHz; Channel: Low



Site : chamber

Condition: 3m HORIZONTAL

Job No : 04576AT/04577AT

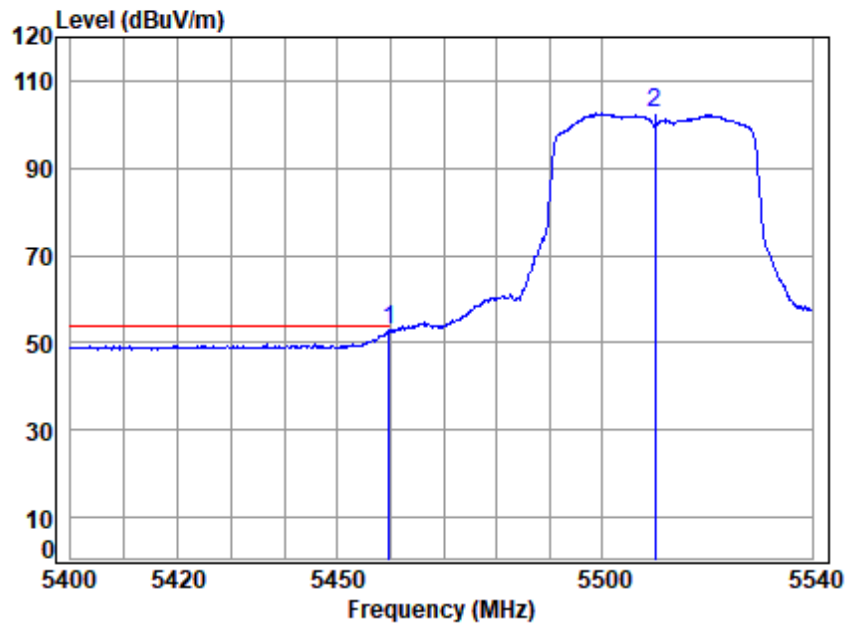
Mode : 5510 Band edge

: 5G WIFI 11AX40

		Cable	Ant	Preamp	Read	Limit	Over	
	Freq	Loss	Factor	Factor	Level	Level	Line	Limit Remark
	MHz	dB	dB/m	dB	dBuV	dBuV/m	dBuV/m	dB
1	5459.901	19.26	34.66	31.44	43.56	66.04	74.00	-7.96 peak
2	5466.193	19.27	34.64	31.44	44.46	66.93	68.20	-1.27 peak
3 p	5510.000	19.32	34.54	31.47	91.90	114.29	68.20	46.09 peak



Test Mode: 05; Polarity: Horizontal; Modulation: 802.11ax(Full RU0); Bandwidth: 40MHz; Channel: Low



Site : chamber

Condition: 3m HORIZONTAL

Job No : 04576AT/04577AT

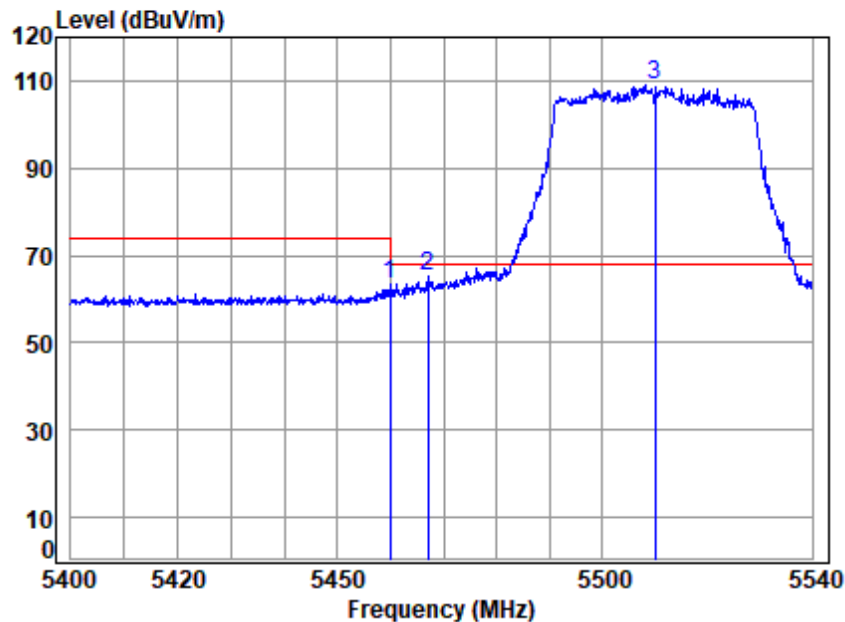
Mode : 5510 Band edge

: 5G WIFI 11AX40

		Cable	Ant	Preamp	Read	Limit	Over	
Freq		Loss	Factor	Factor	Level	Level	Line	Limit Remark
MHz		dB	dB/m	dB	dBuV	dBuV/m	dBuV/m	dB
1 q 5459.761		19.26	34.66	31.44	30.26	52.74	54.00	-1.26 Average
2 5510.000		19.32	34.54	31.47	80.22	102.61	-----	----- Average



Test Mode: 05; Polarity: Vertical; Modulation:802.11ax(Full RU0); Bandwidth:40MHz; Channel:Low



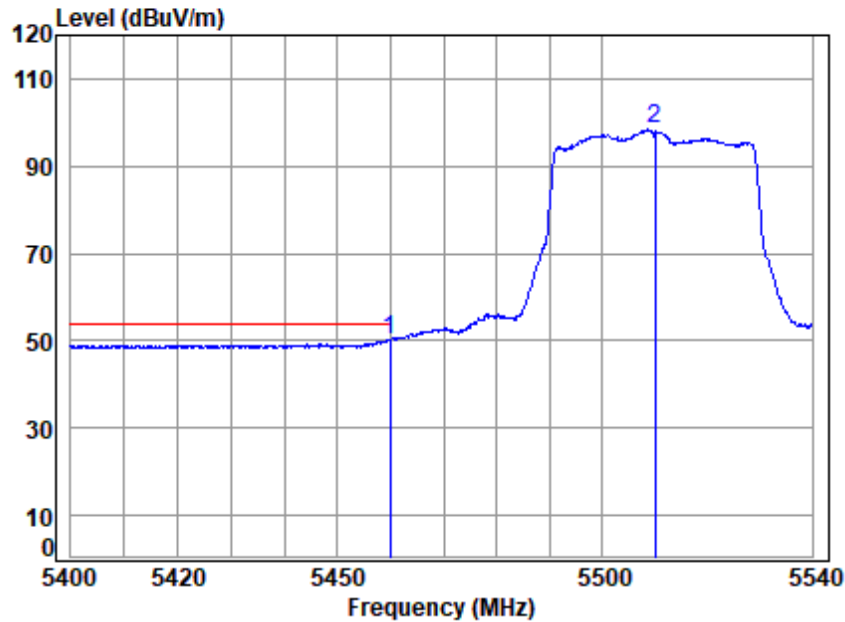
Site : chamber  
Condition: 3m VERTICAL  
Job No : 04576AT/04577AT  
Mode : 5510 Band edge  
: 5G WIFI 11AX40

		Cable	Ant	Preamp	Read	Limit	Over	
	Freq	Loss	Factor	Factor	Level	Level	Line	Limit Remark
	MHz	dB	dB/m	dB	dBuV	dBuV/m	dBuV/m	dB
1	5459.901	19.26	34.66	31.44	40.94	63.42	74.00	-10.58 Peak
2	5467.033	19.27	34.63	31.44	42.63	65.09	68.20	-3.11 peak
3 p	5510.000	19.32	34.54	31.47	86.84	109.23	68.20	41.03 Peak





Test Mode: 05; Polarity: Vertical; Modulation:802.11ax(Full RU0); Bandwidth:40MHz; Channel:Low

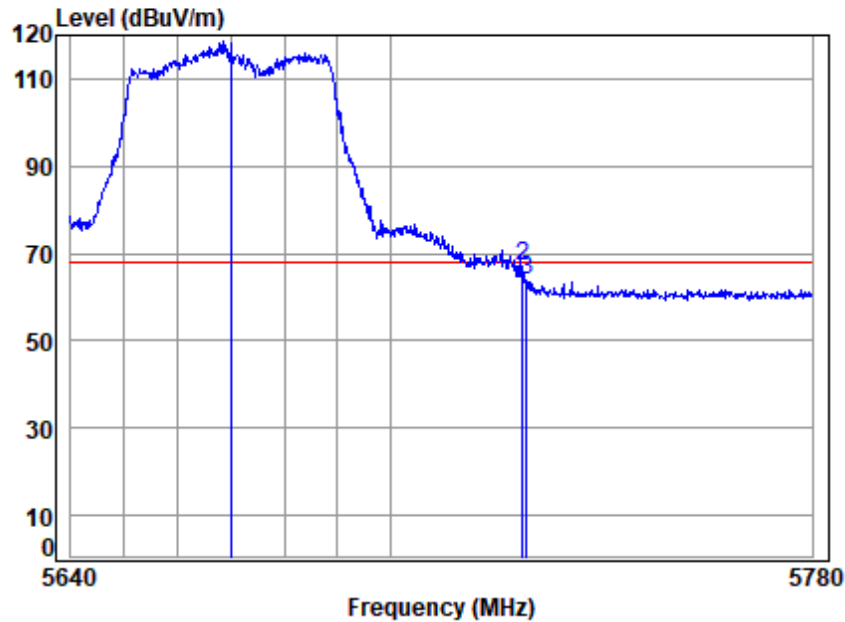


Site : chamber  
Condition: 3m VERTICAL  
Job No : 04576AT/04577AT  
Mode : 5510 Band edge  
: 5G WIFI 11AX40

		Cable	Ant	Preamp	Read	Limit	Over	
Freq		Loss	Factor	Factor	Level	Level	Line	Limit Remark
MHz		dB	dB/m	dB	dBuV	dBuV/m	dBuV/m	dB
1 q 5459.901		19.26	34.66	31.44	27.81	50.29	54.00	-3.71 Average
2 5510.000		19.32	34.54	31.47	76.02	98.41	-----	----- Average



Test Mode: 05; Polarity: Horizontal; Modulation:802.11ax(Full RU0); Bandwidth:40MHz; Channel:High



Site : chamber

Condition: 3m HORIZONTAL

Job No : 04576AT/04577AT

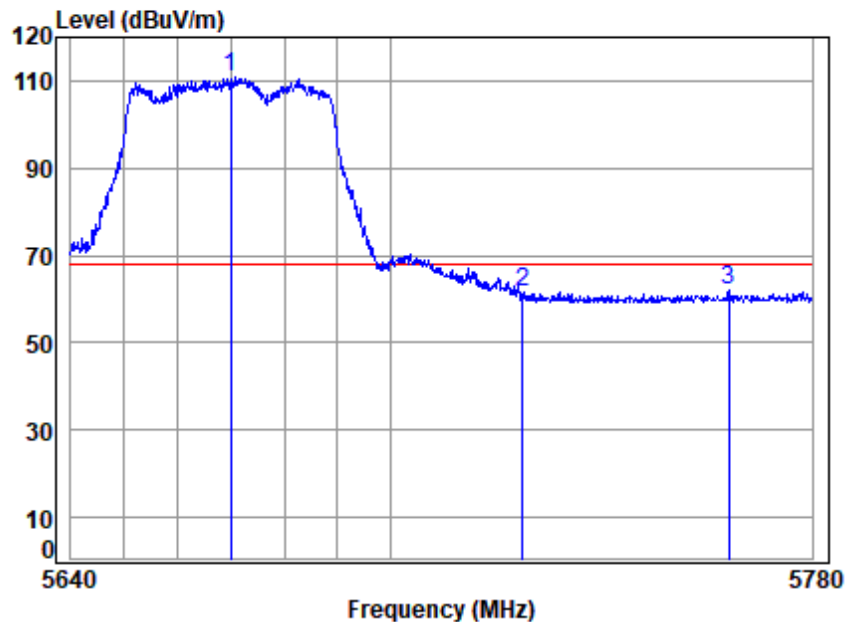
Mode : 5670 Band edge

: 5G WIFI 11AX40

		Cable	Ant	Preamp	Read	Limit	Over	
	Freq	Loss	Factor	Factor	Level	Level	Line	Limit Remark
	MHz	dB	dB/m	dB	dBuV	dBuV/m	dBuV/m	dB
1 p	5670.000	19.42	34.36	31.54	96.20	118.44	68.20	50.24 peak
2	5725.000	19.46	34.25	31.57	44.91	67.05	68.20	-1.15 peak
3	5725.693	19.46	34.25	31.57	41.86	64.00	68.20	-4.20 peak



Test Mode: 05; Polarity: Vertical; Modulation:802.11ax(Full RU0); Bandwidth:40MHz; Channel:High



Site : chamber  
Condition: 3m VERTICAL  
Job No : 04576AT/04577AT  
Mode : 5670 Band edge  
: 5G WIFI 11AX40

		Cable	Ant	Preamp	Read	Limit	Over	
Freq		Loss	Factor	Factor	Level	Line	Limit	Remark
MHz		dB	dB/m	dB	dBuV	dBuV/m	dB	
1 p 5670.000		19.42	34.36	31.54	88.60	110.84	68.20	42.64 Peak
2 5725.000		19.46	34.25	31.57	39.28	61.42	68.20	-6.78 Peak
3 5764.007		19.48	34.23	31.59	39.73	61.85	68.20	-6.35 Peak

