

Grandstream Networks, Inc.

126 Brookline Ave, 3rd Floor
Boston, MA 02215. USA
Tel : +1 (617) 566 - 9300

www.grandstream.com



BE	BG	CZ	DK	DE	EE	IE	EL	LI
ES	FR	HR	IT	CY	LV	LT	LU	CH
HU	MT	NL	AT	PL	PT	RO	SI	TR
SK	FI	SE	NO	IS	UK	UK(NI)		

In the UK and EU member states, operation of 5150-5350 MHz is restricted to indoor use only.



For Certification, Warranty and RMA information, please visit www.grandstream.com



GWN7670WM

In-wall Wi-Fi 7 Access Point

Quick Installation Guide

Content

English.....	1
--------------	---

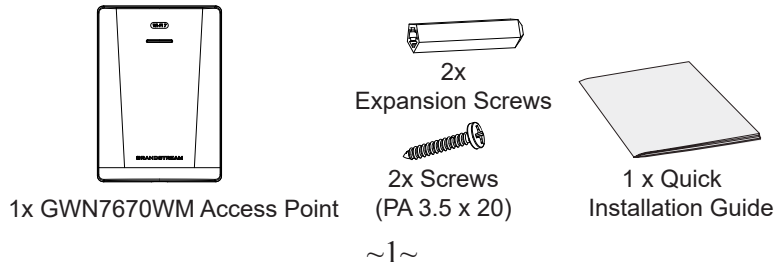
OVERVIEW

The GWN7670WM is a new generation enterprise-grade in-wall Wi-Fi 7 access point, ideal for small-to-medium-sized businesses to build next-generation Wi-Fi networks. It has a stylish appearance and a sprayable shell, which easily matches various decoration styles and perfectly integrates into the space. It offers dual-band 2x2:2 MU-MIMO with DL/UL OFDMA technology and a sophisticated antenna design for maximum network throughput and expanded Wi-Fi coverage range. With 4096 QAM modulation, Wi-Fi 7 achieves a significant increase in data transfer rates. MLO technology optimizes spectrum resource utilization to ensure a smooth experience for every user. To ensure easy installation and management, the GWN7670WM uses a controller-less distributed network management design in which the controller is embedded within the product's Web user interface. The GWN7670WM is also supported by GDMS Networking and GWN Manager, Grandstream's cloud and on-premise Wi-Fi management platform. It is the ideal Wi-Fi AP for voice-over-Wi-Fi deployments and offers a seamless connection with Grandstream's Wi-Fi capable IP phones. With support for advanced QoS, low-latency real-time applications, mesh networks, captive portals, BT location with BLE 5.3, 256 concurrent clients per AP and 1 x 2.5 Gigabit network ports with PoE+, GWN7670WM is an ideal Wi-Fi access point for medium wireless network deployments with medium-to-high user density.


PRECAUTIONS

- Do not attempt to open, disassemble, or modify the device.
- Do not expose this device to temperatures outside range of 0 °C to 45 °C for operating and -30 °C to 60 °C for storage.
- Do not expose the GWN7670WM to environments outside of the following humidity range: 10-90% RH (non-condensing).
- Do not power cycle your GWN7670WM during system boot up or firmware upgrade. You may corrupt firmware images and cause the unit to malfunction.

PACKAGE CONTENTS



GWN7670WM PORTS



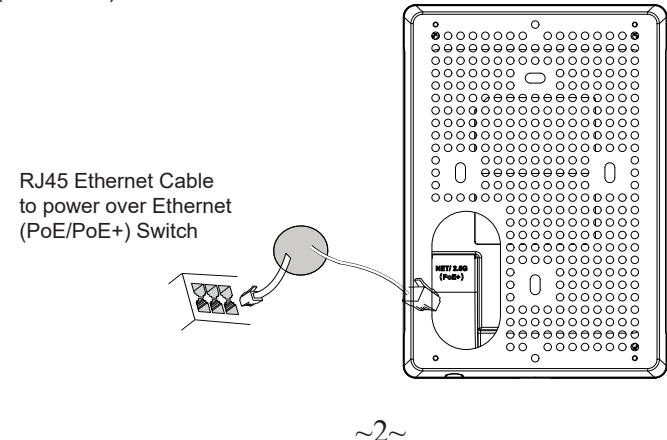
Port	Description
NET/2.5G (PoE+)	Ethernet RJ45 port (2.5 Gbps) supporting PoE/PoE+.
RESET	Factory reset pinhole. Press for 7 seconds to reset factory default settings.

POWERING AND CONNECTING THE GWN7670WM

GWN7670WM can only be powered on using PoE/PoE+ switch using following steps:

Step 1: Plug a RJ45 Ethernet cable into the NET/2.5G (2.5G) network port of GWN7670WM.

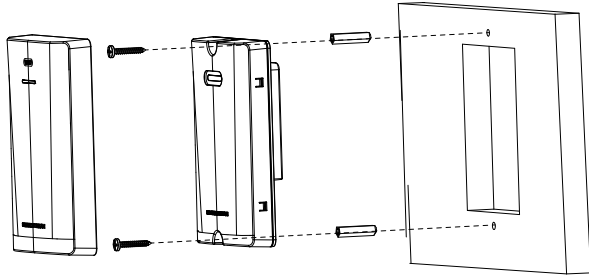
Step 2: Plug the other end into the uplink port of the power over Ethernet (PoE/PoE+) switch.



HARDWARE INSTALLATION

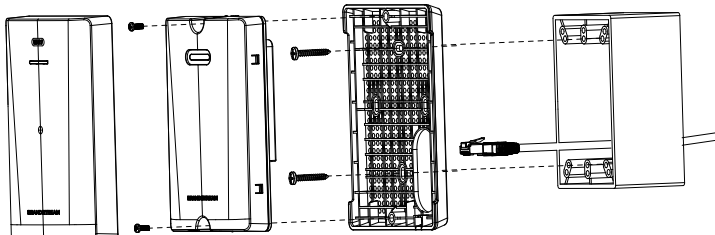
The GWN7670WM can be installed on the wall using one of two methods:

Embedded Wall Installation (Rear Shell Not Required)



1. Use a measuring tape to measure the distance between the two wall mount slots on the back of the GWN7670WM access point. Mark the screw hole positions on the wall with a pencil.
2. Drill the holes in the marked spots and secure the GWN7670WM to the wall using expansion screws.
3. Attach the front cover to complete the installation.

Wall or Electrical Box Installation (Rear Shell Required)




1. Use a measuring tape to measure the distance between the two wall mount slots on the back of the GWN7670WM rear shell, and mark the mounting screw holes on the wall with a pencil.
2. Drill holes at the marked positions, then secure the GWN7670WM rear shell to the wall or electrical box using expansion screws.
3. Use screws to mount the GWN7670WM main body onto the rear shell.
4. Attach the front cover to the GWN7670WM body to complete the installation.

CONNECT TO GWN7670WM DEFAULT Wi-Fi NETWORK

GWN7670WM can be used as standalone access point out of box, or after factory reset with Wi-Fi enabled by default.

After powering the GWN7670WM and connecting it to the network, GWN7670WM will broadcast a default SSID based on its MAC address GWN[MAC's last 6 digits] and a random password.

Note: GWN7670WM's default SSID and password information are printed on the MAC tag of the unit.



ACCESSING THE CONFIGURATION INTERFACE

A computer connected to the GWN7670WM's SSID, or to the same network as the GWN7670WM can discover and access its configuration interface using one of the below methods:

Method 1: Discover GWN7670WM using its MAC Address

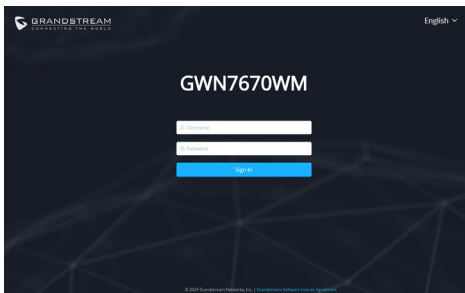
1. Locate the MAC address on the MAC tag of the unit, which is on the underside of the device, or on the package.
2. From a computer connected to same network as the GWN7670WM, type in following address using GWN7670WM's MAC address on your browser **https://gwn_<mac>.local**

Example: If a GWN7670WM has the MAC address EC:74:D7:8C:4D:F8, this unit can be accessed by typing **https://gwn_ec74d78c4df8.local** on the browser.

Method 2: Discover GWN7670WM using GWN Discovery Tool

1. Download and install **GWN Discovery Tool** from the following link: <https://www.grandstream.com/tools/GWNDiscoveryTool.zip>
2. Open the GWN DiscoveryTool, and click on **Scan**.
3. The tool will discover all GWN76XX Access Points connected on the network showing their MAC and IP addresses.

4. Click on **Manage Device** to be redirected directly to the GWN7670WM's configuration interface, or type in manually the displayed IP address on your browser.
5. Enter username and password to login. (The default administrator username is "admin" and the default random password can be found at the sticker on the GWN7670WM).



Notes:

- *Make sure that the GWN7670WM is not already paired with another GWN76xx Access Point as slave, GWN70xx Router Series or GWN. Cloud, otherwise the configuration interface cannot be accessed*
- *If the GWN7670WM is already paired, make sure to unpair it first, or do a factory reset.*
- *It is customer's responsibility to ensure compliance with local regulations for frequency bands, transmit power and others.*
- *To manage GWN7670WM over cloud, please refer to <https://www.gdms.cloud>.*

The GNU GPL license terms are incorporated into the device firmware and can be accessed via the Web user interface of the device at `my_device_ip/gpl_license`. It can also be accessed here: <https://www.grandstream.com/legal/open-source-software>. To obtain a CD with GPL source code information please submit a written request to info@grandstream.com

Refer to online documents and FAQ for more detailed information:
<https://www.grandstream.com/our-products>

For certification information, please refer to User Manuals:

<http://www.grandstream.com>

Common part :

This equipment complies with radiation exposure limits set forth for an uncontrolled environment. This transmitter must not be co-located or operating in conjunction with any other antenna or transmitter. This equipment should be installed and operated with minimum distance 20cm between the radiator & your body.

Après examen de ce matériel aux conformités ou aux limites d'intensité de champ RF, les utilisateurs peuvent sur l'exposition aux radiofréquences et la conformité and compliance d'acquiescer les informations correspondantes. La distance minimale du corps à utiliser le dispositif est de 20cm.

U.S. FCC Part 15 Regulatory Information

This device complies with part 15 of the FCC Rules. Operation is subject to the following two conditions: (1) this device may not cause harmful interference, and (2) this device must accept any interference received, including interference that may cause undesired operation.

Any Changes or modifications not expressly approved by the party responsible for compliance could void the user's authority to operate the equipment.

Note: This equipment has been tested and found to comply with the limits for a Class B digital device, pursuant to part 15 of the FCC Rules. These limits are designed to provide reasonable protection against harmful interference in a residential installation. This equipment generates, uses and can radiate

radio frequency energy and, if not installed and used in accordance with the instructions, may cause harmful interference to radio communications. However, there is no guarantee that interference will not occur in a particular installation. If this equipment does cause harmful interference to radio or television reception, which can be determined by turning the equipment off and on, the user is encouraged to try to correct the interference by one or more of the following measures:

- Reorient or relocate the receiving antenna.
- Increase the separation between the equipment and receiver.
- Connect the equipment into an outlet on a circuit different from that to which the receiver is connected.
- Consult the dealer or an experienced radio/TV technician for help.

The device for operation in the band 5150–5250 MHz is only for indoor use to reduce the potential for harmful interference to co-channel mobile satellite systems

Canada Regulatory Information

Radio equipment

Operation of 5150-5250 MHz is restricted to indoor use only.

This device contains licence-exempt transmitter(s)/receiver(s) that comply with Innovation, Science and Economic Development Canada's licence-exempt RSS(s). Operation is subject to the following two conditions:

- (1) This device may not cause interference.
- (2) This device must accept any interference, including interference that may cause undesired operation of the device.

L'émetteur/récepteur exempt de licence contenu dans le présent appareil est conforme aux CNR d'Innovation, Sciences et Développement économique

Canada applicables aux appareils radio exempts de licence. L'exploitation est autorisée aux deux conditions suivantes :

- 1) L'appareil ne doit pas produire de brouillage;
- 2) L'appareil doit accepter tout brouillage radioélectrique subi, même si le brouillage est susceptible d'en compromettre le fonctionnement.

CAN ICES-003(B) / NMB-003(B)

EU Regulatory Information

Operation of 5150-5350 MHz is restricted to indoor use only.

Support Frequency Bands and Power:

BIE 2402-2480 MHz < 20 dBm;

WLAN 2412-2472 MHz < 20 dBm;

RLAN 5150-5250 MHz < 23 dBm;

RLAN 5250-5350 MHz < 23 dBm;

RLAN 5470-5725 MHz < 30 dBm.

RLAN 5725-5850 MHz < 14 dBm.

The simplified EU declaration of conformity referred to in Article 10(9) shall be provided as follows:

Hereby, [Grandstream Networks, Inc.] declares that the radio equipment type [GWN7670WM] is in compliance with Directive 2014/53/EU.

The full text of the EU declaration of conformity is available at the following internet address: www.grandstream.com