

SGS-CSTC Standards Technical Services Co., Ltd. Shenzhen Branch

SZEMC-TRF-01 Rev. A/1

Report No.: SZCR250100009501

Page: 1 of 21

TEST REPORT

Application No.: SZCR2501000095AT
Applicant: Grandstream Networks, Inc.
Address of Applicant: 126 Brookline Ave., 3rd Floor, Boston, Massachusetts 02215 United States
Manufacturer: Grandstream Networks, Inc.
Address of Manufacturer: 126 Brookline Ave., 3rd Floor, Boston, Massachusetts 02215 United States
Equipment Under Test (EUT):
EUT Name: Long-Range Dual-band Wi-Fi 7 Access Point/Bridge
Model No.: GWN7670LR
Trade Mark: GRANDSTREAM
FCC ID: YZZGWN7670LR
Standard(s) : 47 CFR Part 15, Subpart B
Date of Receipt: 2025-01-07
Date of Test: 2025-01-23 to 2025-03-06
Date of Issue: 2025-06-04

Test Result:	Pass*
---------------------	--------------

* In the configuration tested, the EUT complied with the standards specified above.



Keny Xu
EMC Laboratory Manager



SGS-CSTC Standards Technical Services Co., Ltd.
Shenzhen Branch (EMC Laboratory)

Unless otherwise agreed in writing, this document is issued by the Company subject to its General Conditions of Service printed overleaf, available on request or accessible at <https://www.sgs.com/en/Terms-and-Conditions>. Attention is drawn to the limitation of liability, indemnification and jurisdiction issues defined therein. Any holder of this document is advised that information contained hereon reflects the Company's findings at the time of its intervention only and within the limits of Client's instructions, if any. The Company's sole responsibility is to its Client and this document does not exonerate parties to a transaction from exercising all their rights and obligations under the transaction documents. This document cannot be reproduced except in full, without prior written approval of the Company. Any unauthorized alteration, forgery or falsification of the content or appearance of this document is unlawful and offenders may be prosecuted to the fullest extent of the law. Unless otherwise stated the results shown in this test report refer only to the sample(s) tested and such sample(s) are retained for 30 days only.

Attention: To check the authenticity of testing / inspection report & certificate, please contact us at telephone: (86-755) 8307 1443, or email: CN.Doccheck@sgs.com

No. 1 Workshop, M-10, Middle Section, Science & Technology Park, Nanshan District, Shenzhen, Guangdong, China 518057 t (86-755) 26012053 f (86-755) 26710594 www.ssgroup.com.cn
中国·广东·深圳市南山区科技园中区M-10栋1号厂房 邮编: 518057 t (86-755) 26012053 f (86-755) 26710594 sgs.china@sgs.com

SGS-CSTC Standards Technical Services Co., Ltd. Shenzhen Branch

SZEMC-TRF-01 Rev. A/1

Report No.: SZCR250100009501

Page: 2 of 21

Revision Record				
Version	Chapter	Date	Modifier	Remark
01		2025-06-04		Original

Authorized for issue by:				
		Calvin Weng		
		Calvin Weng/Project Engineer		
		Eric Fu		
		Eric Fu/Reviewer		



Unless otherwise agreed in writing, this document is issued by the Company subject to its General Conditions of Service printed overleaf, available on request or accessible at <https://www.sgs.com/en/Terms-and-Conditions>. Attention is drawn to the limitation of liability, indemnification and jurisdiction issues defined therein. Any holder of this document is advised that information contained hereon reflects the Company's findings at the time of its intervention only and within the limits of Client's instructions, if any. The Company's sole responsibility is to its Client and this document does not exonerate parties to a transaction from exercising all their rights and obligations under the transaction documents. This document cannot be reproduced except in full, without prior written approval of the Company. Any unauthorized alteration, forgery or falsification of the content or appearance of this document is unlawful and offenders may be prosecuted to the fullest extent of the law. Unless otherwise stated the results shown in this test report refer only to the sample(s) tested and such sample(s) are retained for 30 days only.

Attention: To check the authenticity of testing / inspection report & certificate, please contact us at telephone: (86-755) 8307 1443, or email: CN.Doccheck@sgs.com

SGS-CSTC Standards Technical Services Co., Ltd.
Shenzhen Branch Testing & Calibration Laboratory

No.1 Workshop, M-10, Middle Section, Science & Technology Park, Nanshan District, Shenzhen, Guangdong, China 518057 t (86-755) 26012053 f (86-755) 26710594 www.sgs.com.cn
中国·广东·深圳市南山区科技园中区M-10栋1号厂房 邮编: 518057 t (86-755) 26012053 f (86-755) 26710594 sgs.china@sgs.com

2 Test Summary

Emission Part				
Item	Standard	Method	Requirement	Result
Conducted Emissions at Mains Terminals (150kHz-30MHz)	47 CFR Part 15, Subpart B	ANSI C63.4:2014	15.107(a);Class B	Pass
Radiated Emissions (30MHz-1GHz)		ANSI C63.4:2014	15.109(a);Class B	Pass
Radiated Emissions (Above 1GHz)		ANSI C63.4:2014	15.109(g);Class B	Pass



3 Contents

	Page
1 Cover Page	1
2 Test Summary	3
3 Contents	4
4 General Information	5
4.1 Details of E.U.T.	5
4.2 Description of Support Units	5
4.3 Measurement Uncertainty	5
4.4 Test Location	6
4.5 Test Facility	6
4.6 Deviation from Standards	6
4.7 Abnormalities from Standard Conditions	6
5 Equipment List	7
6 Emission Test Results	9
6.1 Conducted Emissions at Mains Terminals (150kHz-30MHz)	9
6.1.1 E.U.T. Operation	9
6.1.2 Test Mode Description	9
6.1.3 Test Setup Diagram	9
6.1.4 Measurement Procedure and Data	10
6.2 Radiated Emissions (30MHz-1GHz)	13
6.2.1 E.U.T. Operation	13
6.2.2 Test Mode Description	13
6.2.3 Test Setup Diagram	13
6.2.4 Measurement Procedure and Data	14
6.3 Radiated Emissions (Above 1GHz)	17
6.3.1 E.U.T. Operation	17
6.3.2 Test Mode Description	17
6.3.3 Test Setup Diagram	17
6.3.4 Measurement Procedure and Data	17
7 Test Setup Photo	20
8 EUT Constructional Details (EUT Photos)	21



4 General Information

4.1 Details of E.U.T.

Power supply:	Powered by POE DC48V
Internal Source:	>108MHz (1.1GHz)

Remark: The information in this section is provided by the applicant or manufacturer, SGS is not liable to the accuracy, suitability, reliability or/and integrity of the information.

4.2 Description of Support Units

Description	Manufacturer	Model No.	Serial No.
Network Cable	SGS	N/A	REF. No.SEA11A00
Laptop	Lenovo	L480	REF. No.SEA18C01F
Mouse	Lenovo	M-U0025-O	REF. No.:SEA24A01
Adapter	RISUNIC TECHNOLOGY SHENZHEN CO.,LTD.	GP-H480-065G	2308-0130053

4.3 Measurement Uncertainty

Test Item	Measurement Uncertainty
Conducted Emissions at Mains Terminals (150kHz-30MHz)	$\pm 3.1\text{dB}$
Radiated Emissions (30MHz-1GHz)	$\pm 6.0\text{dB}$ for 3m; $\pm 5.0\text{dB}$ for 10m
Radiated Emissions (Above 1GHz)	$\pm 4.6\text{dB}$

Remark:

The U_{lab} (lab Uncertainty) is less than $U_{\text{CISPR/ETSI}}$ (CISPR/ETSI Uncertainty), so the test results
 – compliance is deemed to occur if no measured disturbance level exceeds the disturbance limit;
 – non-compliance is deemed to occur if any measured disturbance level exceeds the disturbance limit.

SGS-CSTC Standards Technical Services Co., Ltd. Shenzhen Branch

SZEMC-TRF-01 Rev. A/1

Report No.: SZCR250100009501

Page: 6 of 21

4.4 Test Location

All tests were performed at:

SGS-CSTC Standards Technical Services Co., Ltd., Shenzhen Branch

No. 1 Workshop, M-10, Middle Section, Science & Technology Park, Nanshan District, Shenzhen, Guangdong, China. 518057.

Tel: +86 755 2601 2053 Fax: +86 755 2671 0594

No tests were sub-contracted.

4.5 Test Facility

The test facility is recognized, certified, or accredited by the following organizations:

• A2LA (Certificate No. 3816.01)

SGS-CSTC Standards Technical Services Co., Ltd., Shenzhen EMC Laboratory is accredited by the American Association for Laboratory Accreditation(A2LA). Certificate No. 3816.01.

• VCCI (Member No. 1937)

The 3m Fully-anechoic chamber for above 1GHz, 10m Semi-anechoic chamber for below 1GHz, Shielded Room for Mains Port Conducted Interference Measurement and Telecommunication Port Conducted Interference Measurement of SGS-CSTC Standards Technical Services Co., Ltd. Shenzhen EMC laboratory have been registered in accordance with the Regulations for Voluntary Control Measures with Registration No.: G-20026, R-14188, C-12383 and T-11153 respectively.

• FCC –Designation Number: CN1336

SGS-CSTC Standards Technical Services Co., Ltd., Shenzhen EMC Laboratory has been recognized as an accredited testing laboratory.

Designation Number: CN1336. Test Firm Registration Number: 787754.

• Innovation, Science and Economic Development Canada

SGS-CSTC Standards Technical Services Co., Ltd., Shenzhen EMC Laboratory has been recognized by ISED as an accredited testing laboratory.

CAB identifier: CN0006.

IC#: 4620C.

4.6 Deviation from Standards

None

4.7 Abnormalities from Standard Conditions

None



SGS-CSTC Standards Technical Services Co., Ltd.
Shenzhen Branch EMC Laboratory

Unless otherwise agreed in writing, this document is issued by the Company subject to its General Conditions of Service printed overleaf, available on request or accessible at <https://www.sgs.com/en/Terms-and-Conditions>. Attention is drawn to the limitation of liability, indemnification and jurisdiction issues defined therein. Any holder of this document is advised that information contained hereon reflects the Company's findings at the time of its intervention only and within the limits of Client's instructions, if any. The Company's sole responsibility is to its Client and this document does not exonerate parties to a transaction from exercising all their rights and obligations under the transaction documents. This document cannot be reproduced except in full, without prior written approval of the Company. Any unauthorized alteration, forgery or falsification of the content or appearance of this document is unlawful and offenders may be prosecuted to the fullest extent of the law. Unless otherwise stated the results shown in this test report refer only to the sample(s) tested and such sample(s) are retained for 30 days only.

Attention: To check the authenticity of testing / inspection report & certificate, please contact us at telephone: (86-755) 8307 1443, or email: CN.Doccheck@sgs.com

No.1 Workshop, M-10, Middle Section, Science & Technology Park, Nanshan District, Shenzhen, Guangdong, China 518057 t (86-755) 26012053 f (86-755) 26710594 www.sgsgroup.com.cn
中国·广东·深圳市南山区科技园中区M-10栋1号厂房 邮编: 518057 t (86-755) 26012053 f (86-755) 26710594 sgs.china@sgs.com

5 Equipment List

Conducted Emissions at Mains Terminals (150kHz-30MHz)					
Equipment	Manufacturer	Model No.	Inventory No.	Cal Date	Cal Due Date
Shielding Room	ZhongYu Electron	GB-88	SEM001-06	2022-05-14	2025-05-13
EMI Test Receiver	Rohde&Schwarz	ESR	SZ-WRG-M-047	2025-01-08	2026-01-07
Measurement Software	AUDIX	e3 V8.2014-6-27a	N/A	N/A	N/A
Coaxial Cable	SGS	N/A	SEM024-01	2024-07-06	2025-07-05
LISN	Rohde&Schwarz	ENV216	SEM007-01	2024-08-15	2025-08-14
LISN	ETS-LINDGREN	3816/2	SEM007-02	2024-03-14	2025-03-13

Radiated Emissions (30MHz-1GHz)					
Equipment	Manufacturer	Model No.	Inventory No.	Cal Date	Cal Due Date
3m Semi-Anechoic Chamber	ETS-LINDGREN	N/A	SEM001-01	2023-06-19	2026-06-18
MXE EMI Receiver	Agilent Technologies	N9038A	SEM004-15	2024-08-14	2025-08-13
BiConiLog Antenna	ETS-LINDGREN	3142C	SEM003-01	2023-09-16	2025-09-15
Pre-Amplifier	Agilent Technologies	8447D	SEM005-01	2024-03-14	2025-03-13
Measurement Software	AUDIX	e3 V8.2014-6-27	N/A	N/A	N/A
Coaxial Cable	SGS	N/A	SEM025-01	2024-07-06	2025-07-05

Radiated Emissions (Above 1GHz)					
Equipment	Manufacturer	Model No.	Inventory No.	Cal Date	Cal Due Date
3m Fully-Anechoic Chamber	AUDIX	N/A	SEM001-02	2024-05-11	2027-05-10
Signal Analyzer	Rohde & Schwarz	FSV40	SEM008-04	2024-03-14	2025-03-13
Horn Antenna	Rohde&Schwarz	HF907	SEM003-07	2023-07-23	2025-07-22
Microwave system amplifier	Agilent	83017A	SEM005-25	2024-09-14	2025-09-13
Measurement Software	AUDIX	e3 V8.2014-6-27	N/A	N/A	N/A
Coaxial Cable	SGS	N/A	SEM026-01	2024-07-06	2025-07-05

SGS-CSTC Standards Technical Services Co., Ltd. Shenzhen Branch

SZEMC-TRF-01 Rev. A/1

Report No.: SZCR250100009501

Page: 8 of 21

General used equipment					
Equipment	Manufacturer	Model No.	Inventory No.	Cal Date	Cal Due Date
Humidity/ Temperature Indicator	deli	8838	SEM002-32	2024-07-24	2025-07-23
Humidity/ Temperature Indicator	deli	8838	SEM002-33	2024-07-24	2025-07-23
Barometer	Changchun Meteorological Industry Factory	DYM3	SEM002-01	2024-03-18	2025-03-17



Unless otherwise agreed in writing, this document is issued by the Company subject to its General Conditions of Service printed overleaf, available on request or accessible at <https://www.sgs.com/en/Terms-and-Conditions>. Attention is drawn to the limitation of liability, indemnification and jurisdiction issues defined therein. Any holder of this document is advised that information contained hereon reflects the Company's findings at the time of its intervention only and within the limits of Client's instructions, if any. The Company's sole responsibility is to its Client and this document does not exonerate parties to a transaction from exercising all their rights and obligations under the transaction documents. This document cannot be reproduced except in full, without prior written approval of the Company. Any unauthorized alteration, forgery or falsification of the content or appearance of this document is unlawful and offenders may be prosecuted to the fullest extent of the law. Unless otherwise stated the results shown in this test report refer only to the sample(s) tested and such sample(s) are retained for 30 days only.

Attention: To check the authenticity of testing / inspection report & certificate, please contact us at telephone: (86-755) 8307 1443, or email: CN.Doccheck@sgs.com

SGS-CSTC Standards Technical Services Co., Ltd.
Shenzhen Branch Testing & Calibration Laboratory

No.1 Workshop, M-10, Middle Section, Science & Technology Park, Nanshan District, Shenzhen, Guangdong, China 518057 t (86-755) 26012053 f (86-755) 26710594 www.sgsgroup.com.cn
中国·广东·深圳市南山区科技园中区M-10栋1号厂房 邮编: 518057 t (86-755) 26012053 f (86-755) 26710594 sgs.china@sgs.com

6 Emission Test Results

6.1 Conducted Emissions at Mains Terminals (150kHz-30MHz)

Test Requirement: 47 CFR Part 15, Subpart B

Test Method: ANSI C63.4:2014

Limit:

0.15M-0.5MHz 66dB(μV)-56dB(μV) quasi-peak, 56dB(μV)-46dB(μV) average

0.5M-5MHz 56dB(μV) quasi-peak, 46dB(μV) average

5M-30MHz 60dB(μV) quasi-peak, 50dB(μV) average

Detector: Peak for pre-scan (9kHz resolution bandwidth) 0.15M to 30MHz

6.1.1 E.U.T. Operation

Operating Environment:

Temperature: 22.5 °C

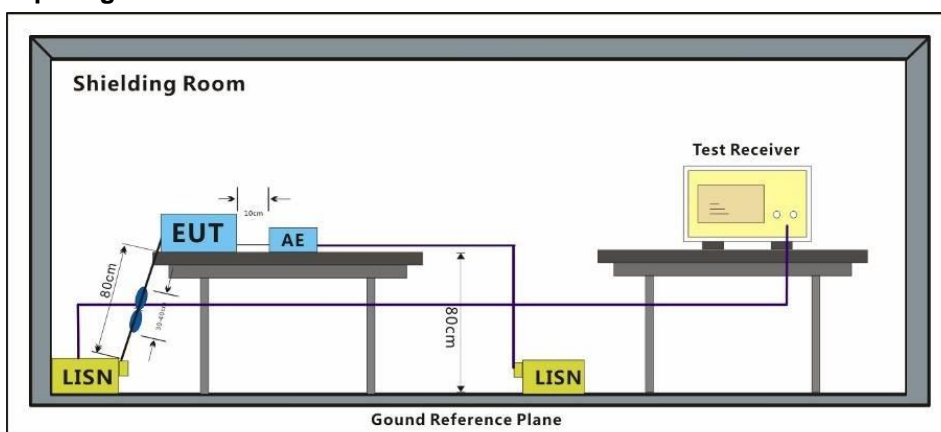
Humidity: 44.5 % RH

Atmospheric Pressure: 1020 mbar

6.1.2 Test Mode Description

Pre-scan / Final test	Mode Code	Description
Final test	08	Normal Operation:POE+BLE+2.4G Wi-Fi+5G Wi-Fi+SFP

6.1.3 Test Setup Diagram



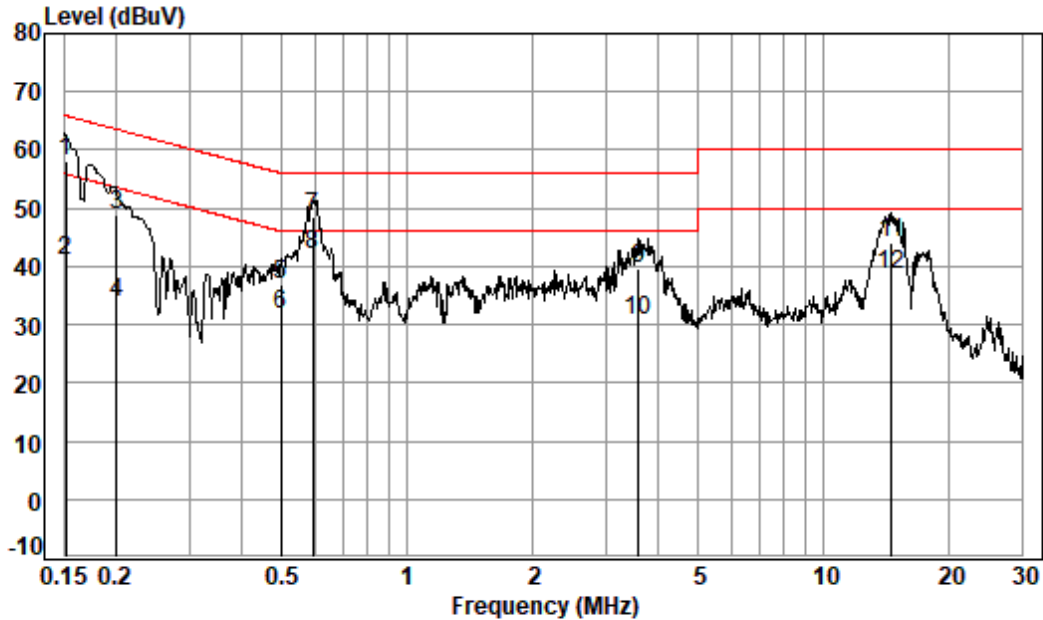
6.1.4 Measurement Procedure and Data

An initial pre-scan was performed with peak detector. Quasi-Peak or Average measurement were performed at the frequencies with maximized peak emission were detected.

Remark : Level= Read Level+ Cable Loss+ LISN Factor



Test Mode: 08; Line: Live line

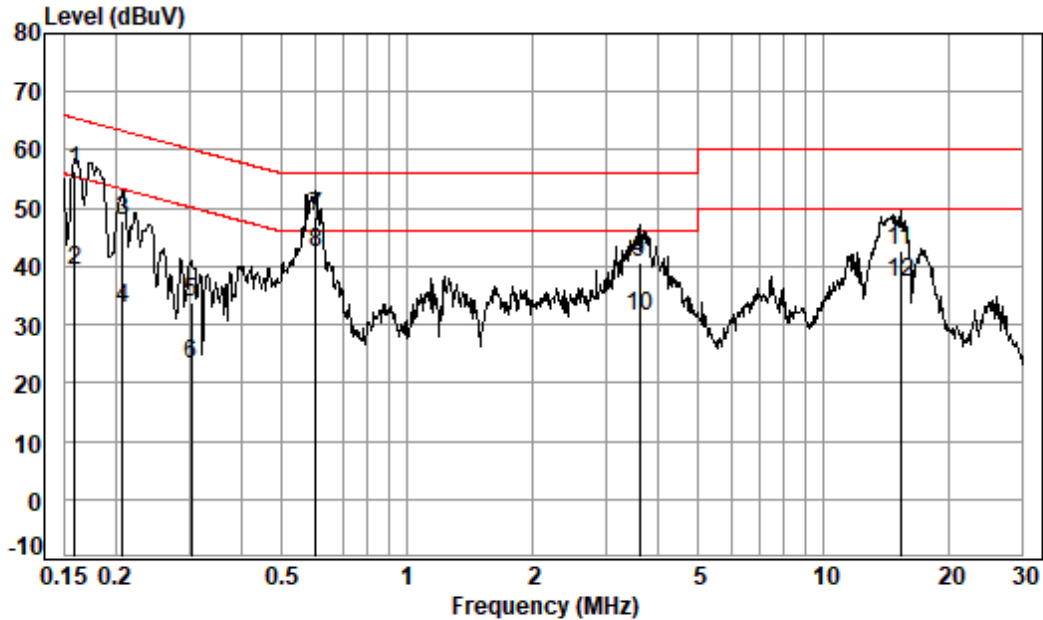


Site : Shielding Room
Condition: Line
Job No. : 00095AT
Test mode: 08

	Freq	Cable Loss	LISN Factor	Read Level	Level	Limit Line	Over Limit	Remark
	MHz	dB	dB	dBuV	dBuV	dBuV	dB	
1	0.1516	0.06	10.19	47.92	58.17	65.91	-7.74	QP
2	0.1516	0.06	10.19	30.78	41.03	55.91	-14.88	Average
3	0.2007	0.06	10.12	38.73	48.91	63.58	-14.67	QP
4	0.2007	0.06	10.12	23.51	33.69	53.58	-19.89	Average
5	0.4967	0.08	9.54	27.16	36.78	56.05	-19.27	QP
6	0.4967	0.08	9.54	21.97	31.59	46.05	-14.46	Average
7 *	0.5948	0.08	9.60	38.81	48.49	56.00	-7.51	QP
8 *	0.5948	0.08	9.60	32.44	42.12	46.00	-3.88	Average
9	3.5843	0.11	9.65	30.01	39.77	56.00	-16.23	QP
10	3.5843	0.11	9.65	20.85	30.61	46.00	-15.39	Average
11	14.5171	0.26	9.90	33.86	44.02	60.00	-15.98	QP
12	14.5171	0.26	9.90	28.33	38.49	50.00	-11.51	Average



Test Mode: 08; Line: Neutral Line



Site : Shielding Room
Condition: Neutral
Job No. : 00095AT
Test mode: 08

	Freq	Cable Loss	LISN Factor	Read Level	Level	Limit Line	Over Limit	Remark
	MHz	dB	dB	dBuV	dBuV	dBuV	dB	
1	0.1598	0.06	10.13	46.19	56.38	65.47	-9.09	QP
2	0.1598	0.06	10.13	29.02	39.21	55.47	-16.26	Average
3	0.2072	0.06	10.05	37.68	47.79	63.32	-15.53	QP
4	0.2072	0.06	10.05	22.61	32.72	53.32	-20.60	Average
5	0.3035	0.07	9.77	24.03	33.87	60.15	-26.28	QP
6	0.3035	0.07	9.77	13.41	23.25	50.15	-26.90	Average
7 *	0.6043	0.08	9.68	38.81	48.57	56.00	-7.43	QP
8 *	0.6043	0.08	9.68	32.59	42.35	46.00	-3.65	Average
9	3.6034	0.11	9.55	31.01	40.67	56.00	-15.33	QP
10	3.6034	0.11	9.55	21.81	31.47	46.00	-14.53	Average
11	15.2261	0.26	9.87	32.61	42.74	60.00	-17.26	QP
12	15.2261	0.26	9.87	27.19	37.32	50.00	-12.68	Average



6.2 Radiated Emissions (30MHz-1GHz)

Test Requirement: 47 CFR Part 15, Subpart B

Test Method: ANSI C63.4:2014

Measurement Distance: 3m

Limit:

FREQUENCY (MHz)	dBμV/m (At 10m)	dBμV/m (At 3m)
	Class B	Class B
30MHz -88MHz	29.5	40.0
88MHz-216MHz	33.1	43.5
216MHz-960MHz	35.6	46.0
960MHz-1000MHz	43.5	54.0
Detector: Peak for pre-scan (120kHz resolution bandwidth) 30M to 1000MHz		

6.2.1 E.U.T. Operation

Operating Environment:

Temperature: 21.2 °C

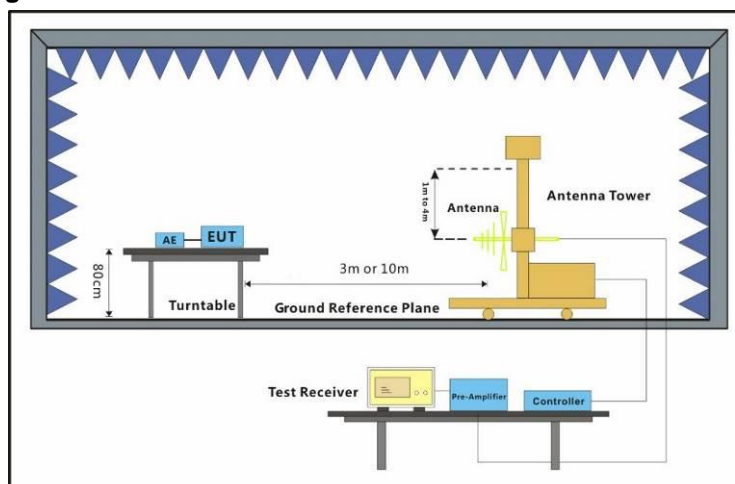
Humidity: 46.9 % RH

Atmospheric Pressure: 1020 mbar

6.2.2 Test Mode Description

Pre-scan / Final test	Mode Code	Description
Final test	08	Normal Operation:POE+BLE+2.4G Wi-Fi+5G Wi-Fi+SFP

6.2.3 Test Setup Diagram



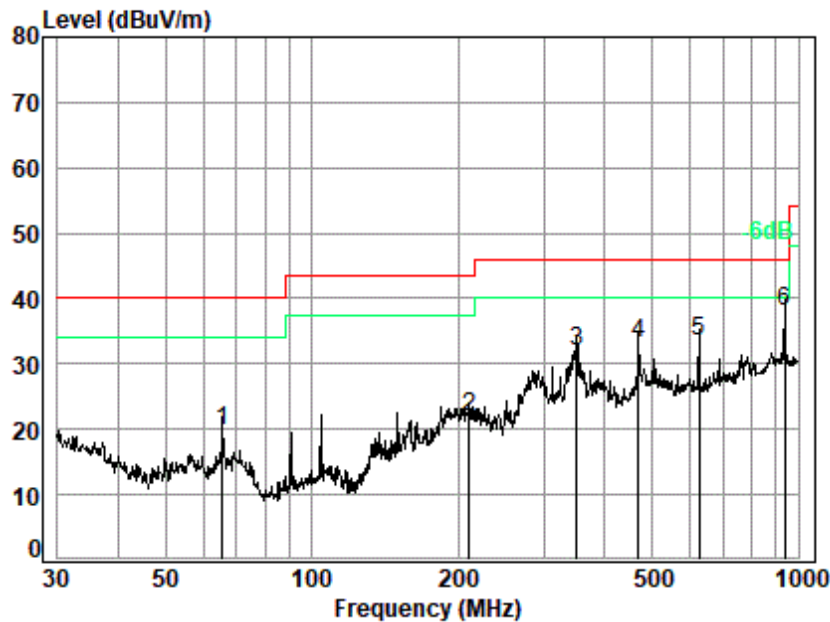
6.2.4 Measurement Procedure and Data

An initial pre-scan was performed in the chamber using the spectrum analyser in peak detection mode. Quasi-peak measurements were conducted based on the peak sweep graph. The EUT was measured by BiConiLog antenna with 2 orthogonal polarities.

Remark: Level= Read Level+ Cable Loss+ Antenna Factor- Preamp Factor



Test Mode: 08; Polarity: Horizontal

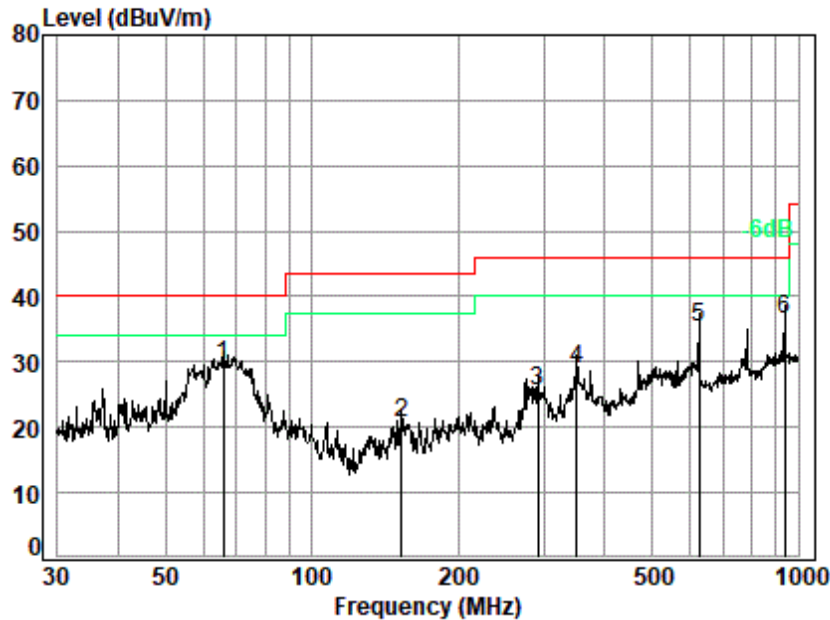


Site : chamber
Condition: 3m HORIZONTAL
Job No. : 00095AT
Test Mode: 08

	Ant Freq	Cable Factor	Preamp Loss	Read Level	Level	Limit Line	Over Limit	Remark
	MHz	dB/m	dB	dB	dBuV	dBuV/m	dBuV/m	dB
1	65.343	11.00	0.99	27.69	35.60	19.90	40.00	-20.10 QP
2	210.786	14.78	1.82	27.12	32.40	21.88	43.50	-21.62 QP
3	350.477	19.94	2.41	26.96	36.59	31.98	46.00	-14.02 QP
4	468.876	22.12	2.82	27.44	35.53	33.03	46.00	-12.97 QP
5	625.078	25.06	3.32	27.91	32.88	33.35	46.00	-12.65 QP
6 q	938.833	28.15	4.22	26.49	32.09	37.97	46.00	-8.03 QP



Test Mode: 08; Polarity: Vertical



Site : chamber
Condition: 3m VERTICAL
Job No. : 00095AT
Test Mode: 08

	Ant Freq	Factor	Cable Loss	Preamp Factor	Read Level	Level	Limit Line	Over Limit	Remark
	MHz	dB/m	dB	dB	dBuV	dBuV/m	dBuV/m	dB	
1	65.803	10.95	0.99	27.69	45.33	29.58	40.00	-10.42	QP
2	153.200	13.39	1.55	27.37	33.06	20.63	43.50	-22.87	QP
3	291.036	17.12	2.17	26.79	33.13	25.63	46.00	-20.37	QP
4	350.477	19.94	2.41	26.96	33.55	28.94	46.00	-17.06	QP
5	625.078	25.06	3.32	27.91	34.85	35.32	46.00	-10.68	QP
6 q	938.833	28.15	4.22	26.49	30.74	36.62	46.00	-9.38	QP



Unless otherwise agreed in writing, this document is issued by the Company subject to its General Conditions of Service printed overleaf, available on request or accessible at <https://www.sgs.com/en/Terms-and-Conditions>. Attention is drawn to the limitation of liability, indemnification and jurisdiction issues defined therein. Any holder of this document is advised that information contained hereon reflects the Company's findings at the time of its intervention only and within the limits of Client's instructions, if any. The Company's sole responsibility is to its Client and this document does not exonerate parties to a transaction from exercising all their rights and obligations under the transaction documents. This document cannot be reproduced except in full, without prior written approval of the Company. Any unauthorized alteration, forgery or falsification of the content or appearance of this document is unlawful and offenders may be prosecuted to the fullest extent of the law. Unless otherwise stated the results shown in this test report refer only to the sample(s) tested and such sample(s) are retained for 30 days only.

Attention: To check the authenticity of testing /inspection report & certificate, please contact us at telephone: (86-755) 8307 1443, or email: CN.Doccheck@sgs.com

6.3 Radiated Emissions (Above 1GHz)

Test Requirement: 47 CFR Part 15, Subpart B

Test Method: ANSI C63.4:2014

Measurement Distance: 3m

Limit:

Above 1GHz 74(dBμV/m) peak, 54(dBμV/m) average at 3m distance
83.54(dBμV/m) peak, 63.54(dBμV/m) average at 1m distance

Detector: Peak for pre-scan (1MHz resolution bandwidth) 1GHz to 40GHz

6.3.1 E.U.T. Operation

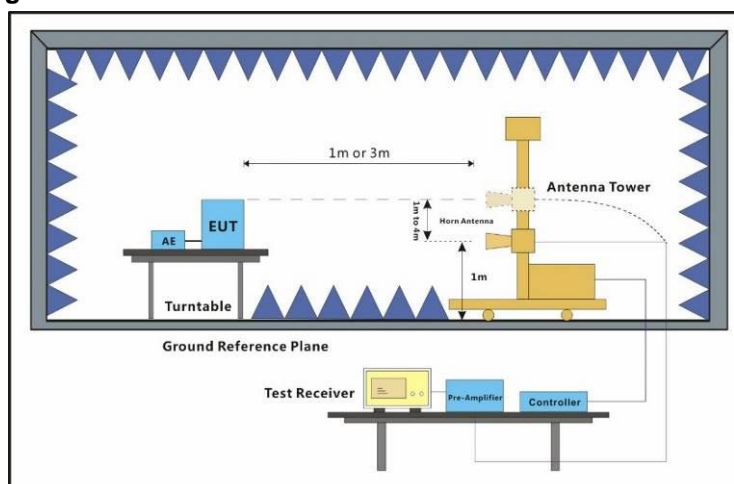
Operating Environment:

Temperature: 21.5 °C Humidity: 41.3 % RH Atmospheric Pressure: 1020 mbar

6.3.2 Test Mode Description

Pre-scan / Final test	Mode Code	Description
Final test	08	Normal Operation:POE+BLE+2.4G Wi-Fi+5G Wi-Fi+SFP

6.3.3 Test Setup Diagram



6.3.4 Measurement Procedure and Data

An initial pre-scan was performed in the chamber using the spectrum analyser in peak detection mode. Average measurements were conducted based on the peak sweep graph. The EUT was measured by Horn antenna with 2 orthogonal polarities.

The red line show in graphic is the limit in standard used in this section.

Remark: Level= Read Level+ Cable Loss+ Antenna Factor- Preamp Factor

Remark: For frequency above 6GHz, no emission was found and it's far from the limit, so it's not recorded.



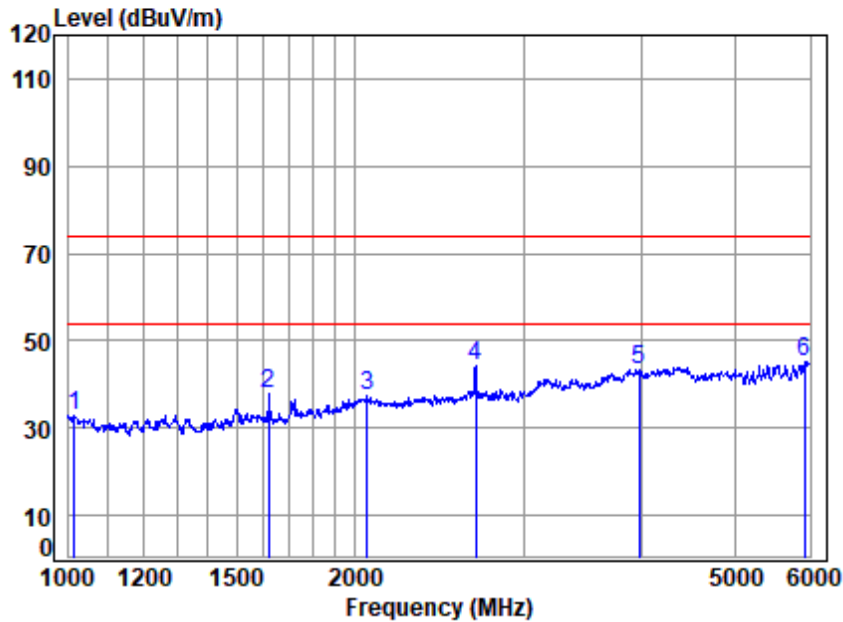
SGS-CSTC Standards Technical Services Co., Ltd. Shenzhen Branch

SZEMC-TRF-01 Rev. A/1

Report No.: SZCR250100009501

Page: 18 of 21

Test Mode: 08; Polarity: Horizontal



Site : chamber
Condition: 3m HORIZONTAL
Job No : 00095AT/00096AT
Mode : 08

	Freq	Cable Loss	Ant Factor	Preamp Factor	Read Level	Level	Limit Line	Over Limit	Remark
	MHz	dB	dB/m	dB	dBuV	dBuV/m	dBuV/m	dB	
1	1014.437	4.55	25.84	54.61	57.11	32.89	74.00	-41.11	Peak
2	1622.187	4.83	26.58	54.81	61.13	37.73	74.00	-36.27	Peak
3	2058.709	5.66	28.97	54.91	57.54	37.26	74.00	-36.74	Peak
4	2674.269	6.57	29.96	54.97	62.72	44.28	74.00	-29.72	Peak
5	3966.417	8.45	33.34	54.32	55.89	43.36	74.00	-30.64	Peak
6 p	5925.216	9.49	34.65	53.18	54.12	45.08	74.00	-28.92	Peak



SGS-CSTC Standards Technical Services Co., Ltd.
Shenzhen Branch

Unless otherwise agreed in writing, this document is issued by the Company subject to its General Conditions of Service printed overleaf, available on request or accessible at <https://www.sgs.com/en/Terms-and-Conditions>. Attention is drawn to the limitation of liability, indemnification and jurisdiction issues defined therein. Any holder of this document is advised that information contained hereon reflects the Company's findings at the time of its intervention only and within the limits of Client's instructions, if any. The Company's sole responsibility is to its Client and this document does not exonerate parties to a transaction from exercising all their rights and obligations under the transaction documents. This document cannot be reproduced except in full, without prior written approval of the Company. Any unauthorized alteration, forgery or falsification of the content or appearance of this document is unlawful and offenders may be prosecuted to the fullest extent of the law. Unless otherwise stated the results shown in this test report refer only to the sample(s) tested and such sample(s) are retained for 30 days only.

Attention: To check the authenticity of testing / inspection report & certificate, please contact us at telephone: (86-755) 8307 1443, or email: CN.Doccheck@sgs.com

No.1 Workshop, M-10, Middle Section, Science & Technology Park, Nanshan District, Shenzhen, Guangdong, China 518057 t (86-755) 26012053 f (86-755) 26710594 www.sgs.com.cn
中国·广东·深圳市南山区科技园中区M-10栋1号厂房 邮编: 518057 t (86-755) 26012053 f (86-755) 26710594 sgs.china@sgs.com

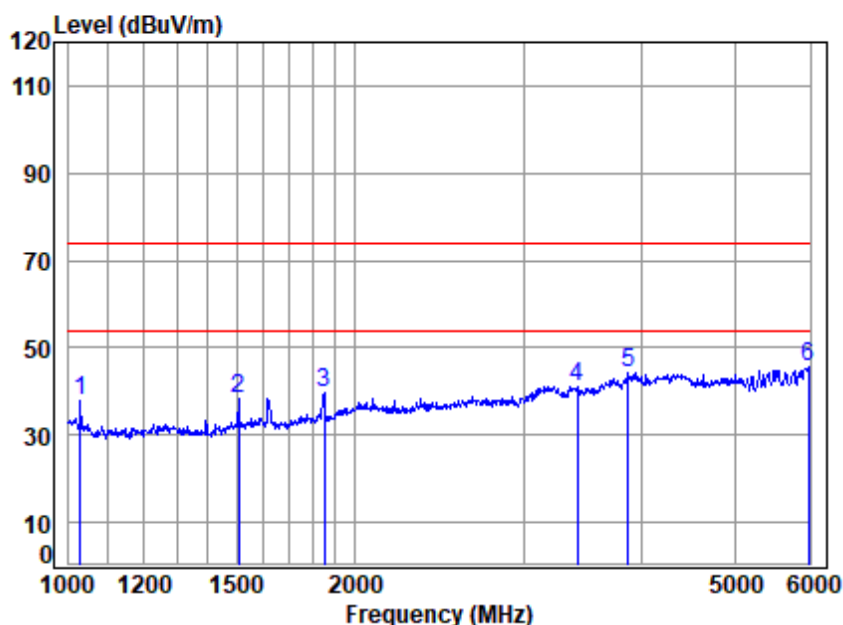
SGS-CSTC Standards Technical Services Co., Ltd. Shenzhen Branch

SZEMC-TRF-01 Rev. A/1

Report No.: SZCR250100009501

Page: 19 of 21

Test Mode: 08; Polarity: Vertical



Site : chamber

Condition: 3m VERTICAL

Job No : 00095AT/00096AT

Mode : 08

		Cable	Ant	Preamp	Read		Limit	Over	
	Freq	Loss	Factor	Factor	Level	Level	Line	Limit	Remark
	MHz	dB	dB/m	dB	dBuV	dBuV/m	dBuV/m	dB	
1	1029.083	4.55	25.37	54.61	62.59	37.90	74.00	-36.10	Peak
2	1507.289	4.59	26.83	54.78	61.75	38.39	74.00	-35.61	Peak
3	1855.505	5.29	27.04	54.87	62.10	39.56	74.00	-34.44	Peak
4	3418.313	6.86	32.18	54.68	56.77	41.13	74.00	-32.87	Peak
5	3868.158	8.14	33.35	54.38	57.23	44.34	74.00	-29.66	Peak
6 p	5978.538	9.51	34.81	53.12	54.49	45.69	74.00	-28.31	Peak



SGS-CSTC Standards Technical Services Co., Ltd.
Shenzhen Branch Inspection & Testing Laboratory

Unless otherwise agreed in writing, this document is issued by the Company subject to its General Conditions of Service printed overleaf, available on request or accessible at <https://www.sgs.com/en/Terms-and-Conditions>. Attention is drawn to the limitation of liability, indemnification and jurisdiction issues defined therein. Any holder of this document is advised that information contained hereon reflects the Company's findings at the time of its intervention only and within the limits of Client's instructions, if any. The Company's sole responsibility is to its Client and this document does not exonerate parties to a transaction from exercising all their rights and obligations under the transaction documents. This document cannot be reproduced except in full, without prior written approval of the Company. Any unauthorized alteration, forgery or falsification of the content or appearance of this document is unlawful and offenders may be prosecuted to the fullest extent of the law. Unless otherwise stated the results shown in this test report refer only to the sample(s) tested and such sample(s) are retained for 30 days only.

Attention: To check the authenticity of testing / inspection report & certificate, please contact us at telephone: (86-755) 8307 1443, or email: CN.Doccheck@sgs.com

No.1 Workshop, M-10, Middle Section, Science & Technology Park, Nanshan District, Shenzhen, Guangdong, China 518057 t (86-755) 26012053 f (86-755) 26710594 www.sgs.com.cn
中国·广东·深圳市南山区科技园中区M-10栋1号厂房 邮编: 518057 t (86-755) 26012053 f (86-755) 26710594 sgs.china@sgs.com

7 Test Setup Photo

Refer to Appendix – Part 15B Test Setup Photo for SZCR2501000095AT.



8 EUT Constructional Details (EUT Photos)

Refer to Appendix – External and Internal Photos for SZCR2501000095AT.

- End of the Report -

