


## **EXHIBIT D - TEST SETUP PHOTOGRAPHS**

---

**AC Line Conducted Emissions - Front View (Powered by Adapter)**




**AC Line Conducted Emissions - Side View (Powered by Adapter)**




**AC Line Conducted Emissions - Front View (Powered by POE)**




**AC Line Conducted Emissions - Side View (Powered by POE)**




**Radiated Emissions - Front View (Below 1GHz, Powered by Adapter)**




**Radiated Emissions – Rear View (Below 1GHz, Powered by Adapter)**



**Radiated Emissions – Front View (Above 1GHz, Powered by Adapter)**




**Radiated Emissions - Rear View (Above 1GHz, Powered by Adapter)**







**Radiated Emissions - Front View (Below 1GHz, Powered by POE)**



**Radiated Emissions – Rear View (Below 1GHz, Powered by POE)**



**Radiated Emissions – Front View (Above 1GHz, Powered by POE)**



**Radiated Emissions - Rear View (Above 1GHz, Powered by POE)**

