

## **EXHIBIT D - TEST SETUP PHOTOGRAPHS**


**Conducted Emissions - Front View (For adapter)**



**Conducted Emissions - Side View (For adapter)**




**Conducted Emissions - Front View (For POE)**




**Conducted Emissions - Side View (For POE)**



**Radiated Emissions – Front View (Below 1 GHz, For adapter)**




**Radiated Emissions – Rear View (Below 1 GHz, For adapter)**







**Radiated Emissions – Front View (Below 1 GHz, For POE)**




**Radiated Emissions – Rear View (Below 1 GHz, For POE)**



**Radiated Emissions – Front View (Above 1 GHz, For adapter)**



**Radiated Emissions – Rear View (Above 1 GHz, For adapter)**



**Radiated Emissions – Front View (Above 1 GHz, For POE)**



**Radiated Emissions – Rear View (Above 1 GHz, For POE)**

