


EXHIBIT D - TEST SETUP PHOTOGRAPHS


Conducted Emissions Front View



Conducted Emissions Side View




Conducted Emissions Front View - POE




Conducted Emissions Side View - POE




Radiated Emissions Front View (Below 1 GHz)




Radiated Emissions Rear View (Below 1 GHz)



Radiated Emissions Front View (Below 1 GHz) - POE




Radiated Emissions Rear View (Below 1 GHz) - POE




1-18G


Radiated Emissions Front View (Above 1 GHz)



Radiated Emissions Rear View (Above 1 GHz)



Radiated Emissions Front View (Above 1 GHz) - POE



Radiated Emissions Rear View (Above 1 GHz) - POE




18-30G

Radiated Emissions Front View (Above 1 GHz)



Radiated Emissions Rear View (Above 1 GHz)



Radiated Emissions Front View (Above 1 GHz) - POE



Radiated Emissions Rear View (Above 1 GHz) - POE

