

EXHIBIT D - TEST SETUP PHOTOGRAPHS

Powered by Adapter:


Conducted Emissions - Front View (Adapter 1)




Conducted Emissions - Side View (Adapter 1)



Radiated Emissions – Front View (Below 1 GHz, Adapter 1)



Radiated Emissions – Rear View (Below 1 GHz, Adapter 1)



Radiated Emissions – Front View (Above 1 GHz, Adapter 1)



Radiated Emissions – Rear View (Above 1 GHz, Adapter 1)




Conducted Emissions - Front View (Adapter 2)



Conducted Emissions - Side View (Adapter 2)



Radiated Emissions – Front View (Below 1 GHz, Adapter 2)



Radiated Emissions – Rear View (Below 1 GHz, Adapter 2)



Radiated Emissions – Front View (Above 1 GHz, Adapter 2)




Radiated Emissions – Rear View (Above 1 GHz, Adapter 2)




Conducted Emissions - Front View (Adapter 3)




Conducted Emissions - Side View (Adapter 3)



Radiated Emissions – Front View (Below 1 GHz, Adapter 3)



Radiated Emissions – Rear View (Below 1 GHz, Adapter 3)



Radiated Emissions – Front View (Above 1 GHz, Adapter 3)



Radiated Emissions – Rear View (Above 1 GHz, Adapter 3)



Powered by POE:


Conducted Emissions - Front View




Conducted Emissions - Side View



Radiated Emissions – Front View (Below 1 GHz)



Radiated Emissions – Rear View (Below 1 GHz)



Radiated Emissions – Front View (Above 1 GHz)



Radiated Emissions – Rear View (Above 1 GHz)

