


EXHIBIT D - TEST SETUP PHOTOGRAPHS

For Model GRP2610P


Conducted Emissions Front View




Conducted Emissions Side View




Radiated Emissions Front View (Below 1 GHz)




Radiated Emissions Rear View (Below 1 GHz)




Radiated Emissions Front View (Below 1 GHz) - POE




Radiated Emissions Rear View (Below 1 GHz) - POE




Radiated Emissions Front View (Above 1 GHz)




Radiated Emissions Rear View (Above 1 GHz)




Radiated Emissions Front View (Above 1 GHz) - POE



Radiated Emissions Rear View (Above 1 GHz) - POE




For Model GRP2610
Conducted Emissions Front View



Conducted Emissions Side View



Radiated Emissions Front View (Below 1 GHz)



Radiated Emissions Rear View (Below 1 GHz)

