

**47 CFR PART 15 SUBPART C TEST REPORT**

**for**

**Receiver unit**

**Model No.: E01E**

**FCC ID: YWO-E01E**

**of**

**Applicant: ELECOM CO., LTD.**

**Address: Fushimimachi 4-1-1, Chuo-ku, Osaka City, Osaka  
Japan 541-8765**

**Tested and Prepared**

**By**

**Worldwide Testing Services (Taiwan) Co., Ltd.**

**FCC Registration No.: TW1072, TW1140, TW1146, TW1477, TW0037**

**Industry Canada filed test laboratory Reg. No.: 20037, 31634**



**Report No.: W6M22411-23948-C-1**

6F., No. 58, Ln. 188, Rueiguang Rd., Neihu Dist., Taipei City, Taiwan (R.O.C.)  
TEL: 886-2-66068877 FAX: 886-2-66068879 E-mail: [wts@wts-lab.com](mailto:wts@wts-lab.com)



Registration number: W6M22411-23948-C-1  
FCC ID: YWO-E01E

**TABLE OF CONTENTS**

**1 GENERAL INFORMATION.....2**

1.1 NOTES.....2

1.2 TESTING LABORATORY .....3

    1.2.1 Location .....3

    1.2.2 Details of accreditation status .....3

1.3 APPLICATION DETAILS .....3

1.4 GENERAL INFORMATION OF TEST ITEM .....4

1.5 DUTY CYCLE AND FACTOR .....4

1.6 TEST STANDARDS.....5

**2 TEST CONFIGURATION .....6**

2.1 TEST ENVIRONMENT .....6

2.2 MEASUREMENT UNCERTAINTY .....6

2.3 TEST EQUIPMENT LIST .....7

**3 TEST RESULTS (ENCLOSURE) .....8**

3.1 PEAK OUTPUT POWER (TRANSMITTER) .....9

3.2 SPURIOUS EMISSIONS RADIATED – TRANSMITTER OPERATING .....12

3.3 EMISSIONS IN NONRESTRICTED FREQUENCY BANDS .....14

3.4 MINIMUM 6 DB BANDWIDTH .....16

3.5 PEAK POWER SPECTRAL DENSITY .....19

3.6 POWER LINE CONDUCTED EMISSION .....22

Appendix: Diagrams



Registration number: W6M22411-23948-C-1  
FCC ID: YWO-E01E

**1 General Information**

**1.1 Notes**

The purpose of conformity testing is to increase the probability of adherence to the essential requirements or conformity specifications, as appropriate.

The complexity of the technical specifications, however, means that full and thorough testing is impractical for both technical and economic reasons.


Furthermore, there is no guarantee that a test sample which has passed all the relevant tests conforms to a specification.

Neither is there any guarantee that such a test sample will interwork with other genuinely open systems. The existence of the tests nevertheless provides the confidence that the test sample possesses the qualities as maintained and that its performance generally conforms to representative cases of communications equipment.

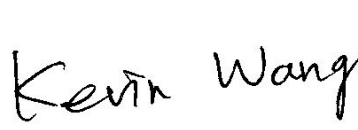
Laboratory disclaimer-

1. The test results of this test report relate exclusively to the item tested as specified in 1.5.
2. The test report may only be reproduced or published in full.
3. Reproduction or publication of extracts from the report requires the prior written approval of the Worldwide Testing Services(Taiwan) Co., Ltd.
4. Antenna gain is provided by applicant and laboratory issue relevant data and results.

**Tester:**

December 25, 2024	Ken Kang	
_____	_____	_____
Date	WTS-Lab.	Name
		Signature

**Technical responsibility for area of testing:**

December 25, 2024	Kevin Wang	
_____	_____	_____
Date	WTS	Name
		Signature



# **Worldwide Testing Services(Taiwan) Co., Ltd.**

Registration number: W6M22411-23948-C-1  
FCC ID: YWO-E01E

## **1.2 Testing laboratory**

### **1.2.1 Location**

10m OATS  
No.5-1, Lishui, Shuang Sing Village, Wanli Dist.,  
New Taipei City 207, Taiwan (R.O.C.)

3 meter semi-anechoic chamber  
No. 99, Sec. 1, Balian Rd., Xizhi Dist.,  
New Taipei City 221032, Taiwan (R.O.C.)

Worldwide Testing Services (Taiwan) Co., Ltd.  
6F., No. 58, Ln. 188, Ruiguang Rd., Neihu Dist.,  
Taipei City 114, Taiwan (R.O.C.)  
Tel: 886-2-6606-8877

### **1.2.2 Details of accreditation status**

Accredited testing laboratory  
FCC filed test laboratory Reg. No.: TW1072, TW1140, TW1146, TW1477, TW0037  
Industry Canada filed test laboratory Reg. No.: 20037, 31634

#### **Test location, where different from Worldwide Testing Services (Taiwan) Co., Ltd. :**

Name: ./.  
Accredited no.: ./.  
Street: ./.  
Town: ./.  
Country: ./.

## **1.3 Application details**

### **Approval holder**

Name: ELECOM CO., LTD.  
Street: Fushimimachi 4-1-1, Chuo-ku,  
Town: Osaka City, Osaka  
Country: Japan 541-8765

### **Manufacturer: (if applicable)**

Name: ./.  
Street: ./.  
Town: ./.  
Country: ./.



Registration number: W6M22411-23948-C-1

FCC ID: YWO-E01E

## **Application details**

Date of receipt of test item: December 03, 2024

Date of test: from December 03, 2024 to December 17, 2024

## **1.4 General information of Test item**

Type of test item: Receiver unit

Model no.: E01E

Multi-listing model no.: ./.

Brand name: ELECOM

Power supply: USB 5 Vd.c.

### Technical data

Mode	Channel	Conducted Power (dBm)
2.4G	Ch 1 : 2403 MHz	-3.12
	Ch 9 : 2441 MHz	-2.76
	Ch 16 : 2480 MHz	-3.01

Type of antenna: PCB antenna

Antenna gain: -1.66 dBi

Operation modes: Duplex

Modulation type: GFSK

Sample no.: #01

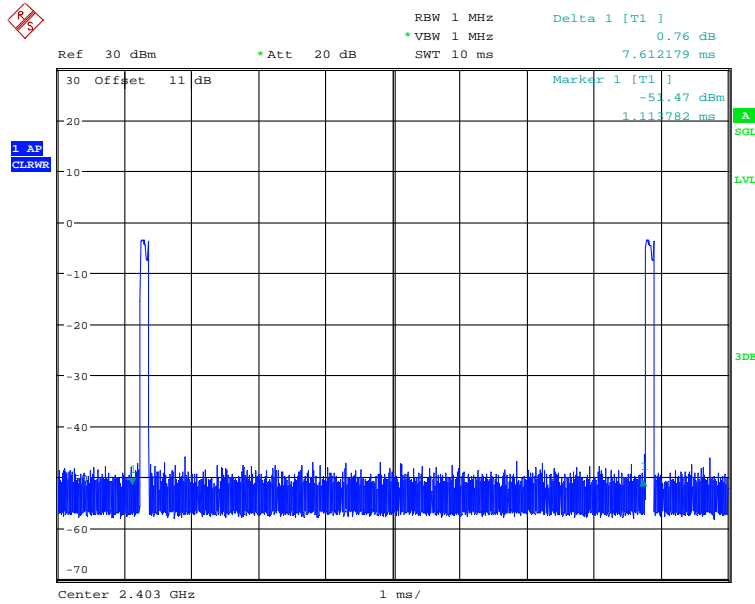
## **1.5 Duty cycle and factor**

The duty factor is computed as  $[10 \log (1 / D)]$ , where D is the duty cycle.

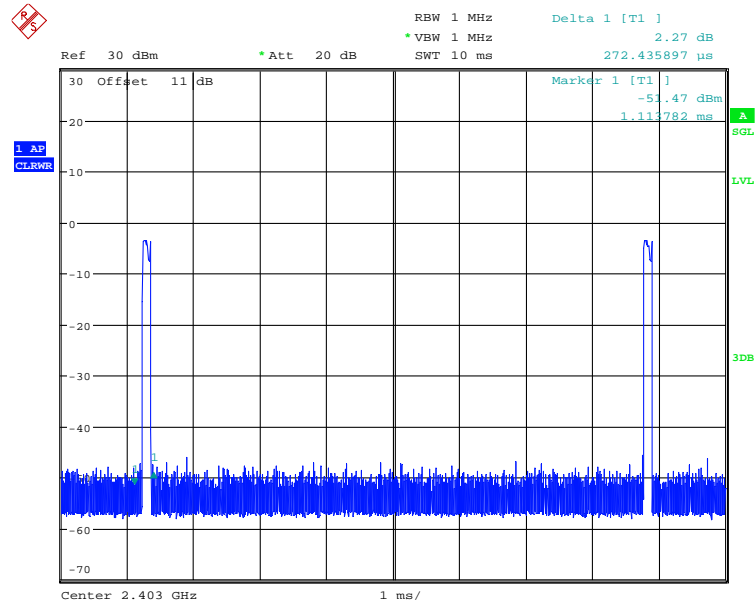
Mode	T <sub>on</sub> (ms)	T <sub>on</sub> +T <sub>off</sub> (ms)	Duty cycle (%)	1/T - VBW (kHz)
2.4G	0.272436	7.612179	3.58%	3.67



Registration number: W6M22411-23948-C-1  
FCC ID: YWO-E01E  
Duty cycle plot



DUTY T  
Date: 4.DEC.2024 10:33:21



DUTY TON  
Date: 4.DEC.2024 10:33:47

## 1.6 Test standards

47 CFR PART 15 SUBPART C § 15.247 (2023-10)



Registration number: W6M22411-23948-C-1

FCC ID: YWO-E01E

**2 Test configuration**

**2.1 Test environment**

Relative humidity content: 20 ... 75 %

Air pressure: 86 ... 103 kPa

Extreme conditions parameters: ./.

**2.2 Measurement uncertainty**

Test item Name	Uncertainty
Estimation Result of Uncertainty of Conducted Emission (CR) (Power Line Conducted Emission)	Expanded Uncertainty : AMN : 1.09 dB
Estimation Result of Uncertainty of Radiated Emission (3M-966A) (Spurious Emissions radiated – Transmitter operating)	Expanded Uncertainty : 0.009-30 MHz : 1.88 dB 30-1000 MHz : 3.20 dB 1-18 GHz : 3.56 dB 18-40 GHz : 2.94 dB
Estimation Result of Uncertainty of Bandwidth Measurement (Minimum 6 dB Bandwidth)	Expanded Uncertainty : 0.45 kHz
Estimation Result of Uncertainty of Conducted Output Power Measurement (Peak Output Power (transmitter))	Expanded Uncertainty : 1.64 dB
Estimation Result of Uncertainty of Power Density Measurement (Peak Power Spectral Density)	Expanded Uncertainty : 1.64 dB
Estimation Result of Uncertainty of Band Edge Measurement (Emissions in nonrestricted frequency bands)	Expanded Uncertainty : 0.67 dBc

The decision rule is: Measurement uncertainty is not included in the calculation of test results.



Registration number: W6M22411-23948-C-1  
 FCC ID: YWO-E01E

## 2.3 Test Equipment List

### Max Output Power & 6dB Bandwidth & Bandedge & Power Density & Duty

Code No.	Test equipment	Mode No.	Serial No.	Brand	Cal. Date	Next Cal. Date
ETSTW-RE 050	Attenuator 10dB	50HF-010-1	None	JFW	2024/2/16	2025/2/15
ETSTW-RE 055	SPECTRUM ANALYZER	FSU 26	200074	R&S	2024/3/7	2025/3/6
ETSTW-RE 099	DC Block	50DB-007-1	None	JFW	2024/2/16	2025/2/15
ETSTW-Cable 030	Microwave Cable	SUCOFLEX 104 (S_Cable 9)	279067	HUBER+SUHNER	2024/2/16	2025/2/15

### Spurious Emission(966A)

Code No.	Test equipment	Mode No.	Serial No.	Brand	Cal. Date	Next Cal. Date
ETSTW-RE 153	Signal Analyzer	FSV40	101929	R&S	2024/9/11	2025/9/10
ETSTW-RE 154	EMI Test Receiver	ESR3	102829	R&S	2024/2/16	2025/4/9
ETSTW-RE 160	Amplifier Module	CHC 3	None	WTS	2024/7/12	2025/7/11
ETSTW-RE 177	TRILOG Broadband Antenna	VULB 9168&EMCI- N-6-06	01380&AT-06007	SCHWARZBECK& EMC	2024/3/4	2025/3/3
ETSTW-RE 178	Double Ridged Guide Horn Antenna	DRH18-E	210505A18ES	RFSPIN	2024/2/29	2025/2/28
ETSTW-Cable 077	SMA type cable (10m)	EMC104-SM-SM- 10000	230511	EMCI	2024/7/12	2025/7/11
ETSTW-Cable 084	SMA type cable (1m)	SF104-11SMA-1000	816477/4	HONOVA	2024/7/12	2025/7/11
ETSTW-Cable 089	SMA type cable (2m)	SF104-11SMA-2000	SN 811889/4	HUBER+SUHNER	2024/7/12	2025/7/11
WTSTW-SW 002	EMI TEST SOFTWARE	EZ_EMCI	None	Farad	Version ETS-03A1 Version EMEC-3A1+	

### Conducted Emission

Code No.	Test equipment	Mode No.	Serial No.	Brand	Cal. Date	Next Cal. Date
ETSTW-CE 032	EMI Test Receiver	ESR3	102830	R&S	2024/4/22	2025/4/21
ETSTW-CE 035	AC POWER SOURCE	AFC-150	A2000386	All power	Function Test	
ETSTW-CE 034	Line-Impedance Stabilisation Network	NSLK8127	01087	SCHWARZBECK	2024/7/18	2025/7/17
ETSTW-Cable 092	BNC Cable (3m)	EMCCFD-300 - BM-BM-3000	240108	EMCI	2024/1/10	2025/1/9





# Worldwide Testing Services(Taiwan) Co., Ltd.

Registration number: W6M22411-23948-C-1  
 FCC ID: YWO-E01E

### **3 Test results (enclosure)**

TEST CASE	Para. Number	Required	Test passed	Test failed
Peak Output Power	15.247(b)(3)	<input checked="" type="checkbox"/>	<input checked="" type="checkbox"/>	<input type="checkbox"/>
Spurious Emissions radiated – Transmitter operating	15.247(d), 15.205, 15.209	<input checked="" type="checkbox"/>	<input checked="" type="checkbox"/>	<input type="checkbox"/>
Emissions in nonrestricted frequency bands	15.247(d)	<input checked="" type="checkbox"/>	<input checked="" type="checkbox"/>	<input type="checkbox"/>
Minimum 6 dB Bandwidth	15.247(a)(2)	<input checked="" type="checkbox"/>	<input checked="" type="checkbox"/>	<input type="checkbox"/>
Peak Power Spectral Density	15.247(e)	<input checked="" type="checkbox"/>	<input checked="" type="checkbox"/>	<input type="checkbox"/>
Power Line Conducted Emission	15.207(a)	<input checked="" type="checkbox"/>	<input checked="" type="checkbox"/>	<input type="checkbox"/>

The following is intentionally left blank.



Registration number: W6M22411-23948-C-1  
 FCC ID: YWO-E01E

**3.1 Peak Output Power (transmitter)**

**3.1.1 Applicable Standard**

FCC Rule: 15.247(b)(3)

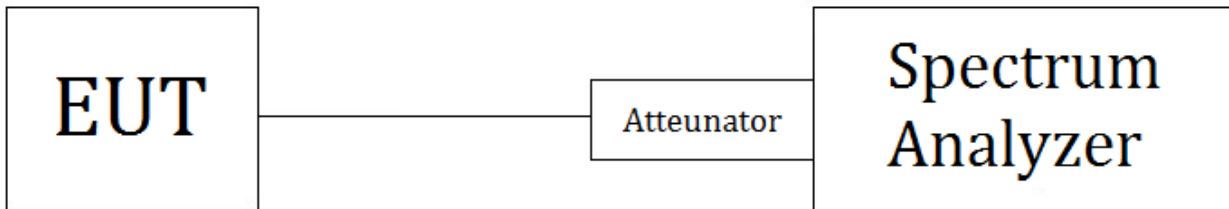
For systems using digital modulation in the 902-928 MHz, 2400-2483.5 MHz, and 5725-5850 MHz bands: 1 Watt. As an alternative to a peak power measurement, compliance with the one Watt limit can be based on a measurement of the maximum conducted output power. Maximum Conducted Output Power is defined as the total transmit power delivered to all antennas and antenna elements averaged across all symbols in the signaling alphabet when the transmitter is operating at its maximum power control level. Power must be summed across all antennas and antenna elements. The average must not include any time intervals during which the transmitter is off or is transmitting at a reduced power level. If multiple modes of operation are possible (e.g., alternative modulation methods), the maximum conducted output power is the highest total transmit power occurring in any mode.

**3.1.2 Test procedure**

Following Subclause 11.9.1.1 of ANSI C63.10

1. Set the RBW  $\geq$  DTS bandwidth , VBW  $\geq$   $[3 \times \text{RBW}]$  , span  $\geq$   $[3 \times \text{RBW}]$ .
2. Sweep time = auto couple , Detector = peak , Trace mode = max hold.
3. Allow trace to fully stabilize and determine the peak amplitude level.

**3.1.3 Test Setup**



**3.1.4 Limits**

Frequency (MHz)	Power (dBm)
902 - 928	30
2400 – 2483.5	30
5725 – 5850	30

In case of employing transmitter antennas having antenna gain  $> 6$  dBi and using fixed point-to point operation consider §15.247 (b)(4)



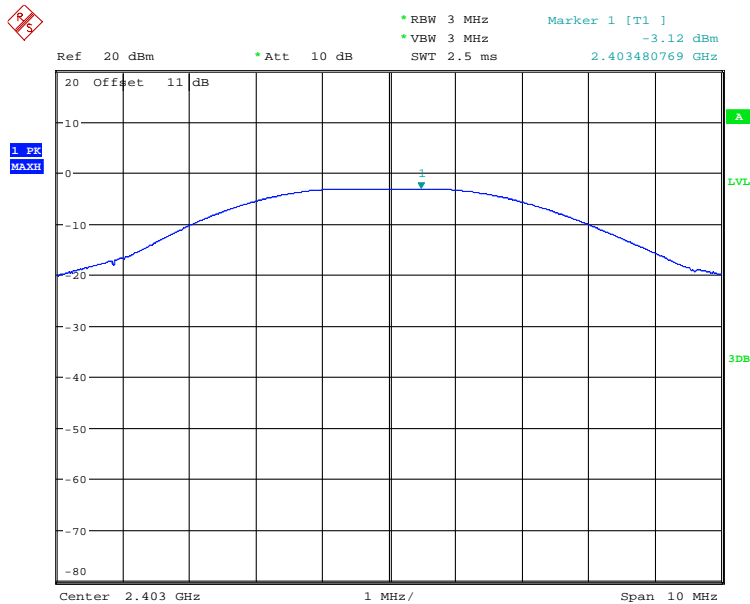
Registration number: W6M22411-23948-C-1  
 FCC ID: YWO-E01E

### 3.1.5 Test Environmental Conditions

Test date: 2024-12-04 Temperature: 23.5°C Humidity: 56.8% Tester: Ken

### 3.1.6 Test results

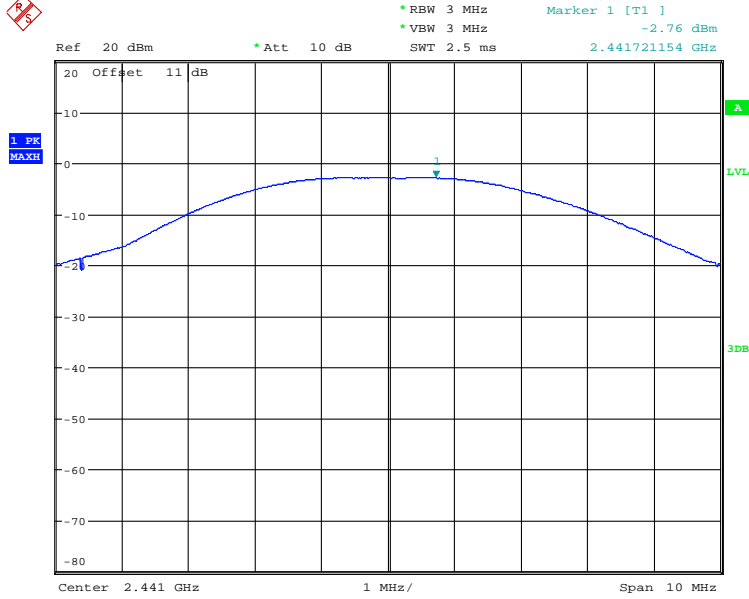
Band	Mode	Channel / Frequency	Power (dBm)	Limit (dBm)
2.4GHz	2.4G	Ch 1 : 2403 MHz	-3.12	30
		Ch 9 : 2441 MHz	-2.76	30
		Ch 16 : 2480 MHz	-3.01	30



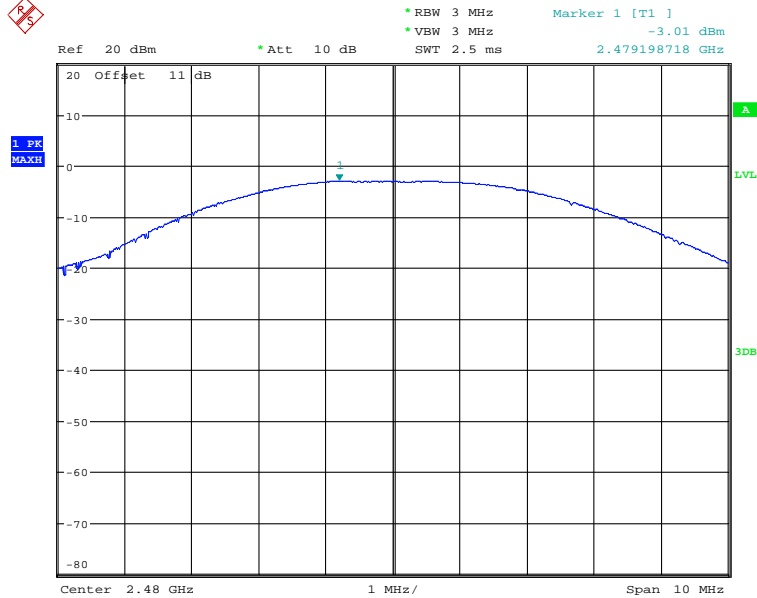
MAX OUTPUT POWER 2403MHZ  
 Date: 4.DEC.2024 11:09:25



Registration number: W6M22411-23948-C-1  
FCC ID: YWO-E01E



MAX OUTPUT POWER 2441MHZ  
Date: 4.DEC.2024 11:07:05



MAX OUTPUT POWER 2480MHZ  
Date: 4.DEC.2024 11:05:04



Registration number: W6M22411-23948-C-1

FCC ID: YWO-E01E

### **3.2 Spurious Emissions radiated – Transmitter operating**

#### **3.2.1 Applicable Standard**

FCC Rules: 15.247 (d), 15.205, 15.209

Radiated emissions which fall in the restricted bands, as defined in § 15.205(a), must also comply with the radiated emission limits specified in § 15.209(a).

#### **3.2.2 Test procedure**

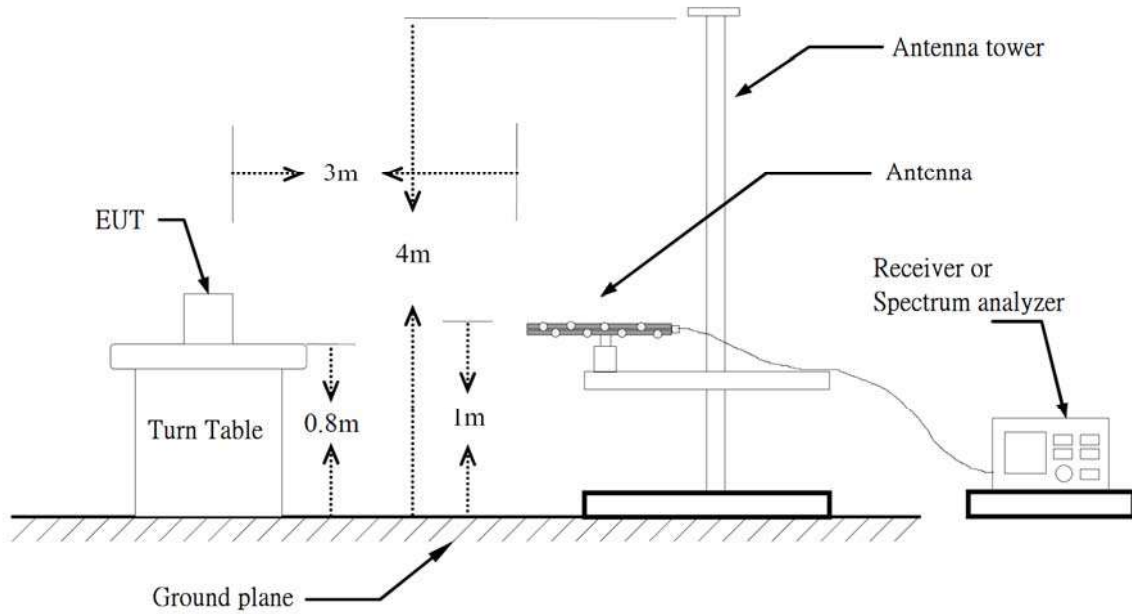
1. Measurement is made at a semi-anechoic chamber that incorporates a turntable allowing a EUT rotation of 360°. Below 1GHz measurement the EUT is placed on turntable which is 0.8m above ground plane. And above 1GHz measurement EUT was placed on low permittivity and low tangent turn table which is 1.5m above ground plane.
2. EUT is set 3m away from the receiving antenna, which is varied from 1m to 4m height to find out the highest emissions.
3. Receiver or Spectrum analyzer configuration
  - (a)120kHz measurement bandwidth of test receiver and Quasi-peak detector is for radiated emission below 1GHz.
  - (b)RBW=1MHz, VBW=3MHz and Peak detector is for peak measured value of radiated emission above 1GHz.
  - (c)RBW=1MHz, VBW=10Hz(1/T) and Peak detector is for average measured value of radiated emission above 1GHz.

#### **3.2.3 Limits**

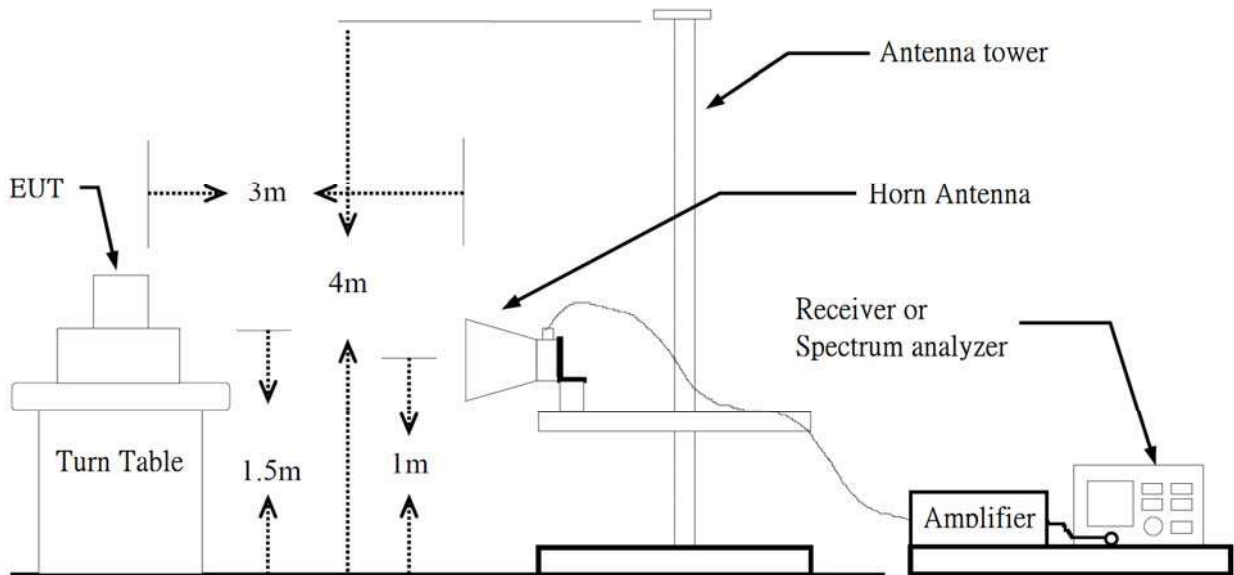
Frequency (MHz)	Field strength (uV/m)	Measurement distance (meters)
0.009-0.490	2400/F(kHz)	300
0.490-1.705	24000/F(kHz)	30
1.705-30.0	30	30
30-88	100	3
88-216	150	3
216-960	200	3
Above 960	500	3

Registration number: W6M22411-23948-C-1  
 FCC ID: YWO-E01E

**3.2.4 Test Setup**



**Below 1 GHz**



**Above 1 GHz**

**3.2.5 Test results (With Environmental Conditions)**

Explanation: See attached diagrams in Appendix.



Registration number: W6M22411-23948-C-1  
FCC ID: YWO-E01E

### **3.3 Emissions in nonrestricted frequency bands**

#### **3.3.1 Applicable Standard**

FCC Rules: 15.247(d)

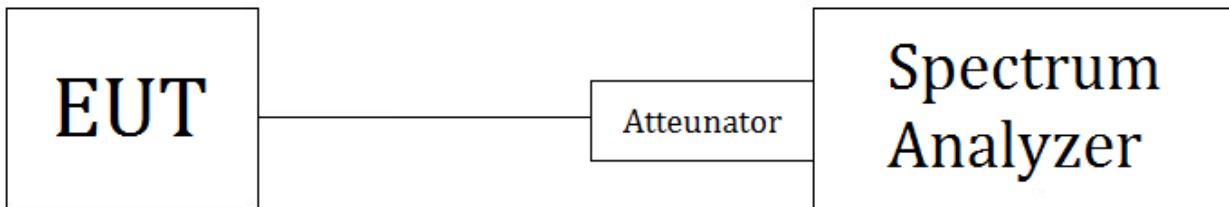
In any 100 kHz bandwidth outside the frequency band in which the intentional radiator is operating, the radio frequency power that is produced by the intentional radiator shall be at least 20dB below that in the 100 kHz bandwidth within the band that contains the highest level of the desired power, based on either an RF conducted or a radiated measurement. Attenuation below the general limits specified in § 15.209(a) is not required.

In addition radiated emission which fall in the restricted bands, as defined in section 15.205(a), must also with the radiated emission limits.

#### **3.3.2 Test procedure**

1. Set RBW = 100 kHz , VBW  $\geq [3 \times \text{RBW}]$
2. Set Detector = peak , Sweep time = auto , Trace mode = max hold, and allow sweep to continue until the trace stabilizes
3. Measure the highest amplitude appearing on spectral display and set it as a reference level. Plot the graph with marking the highest point and edge frequency.

#### **3.3.3 Test setup**



#### **3.3.4 Limits**

See 3.3.1

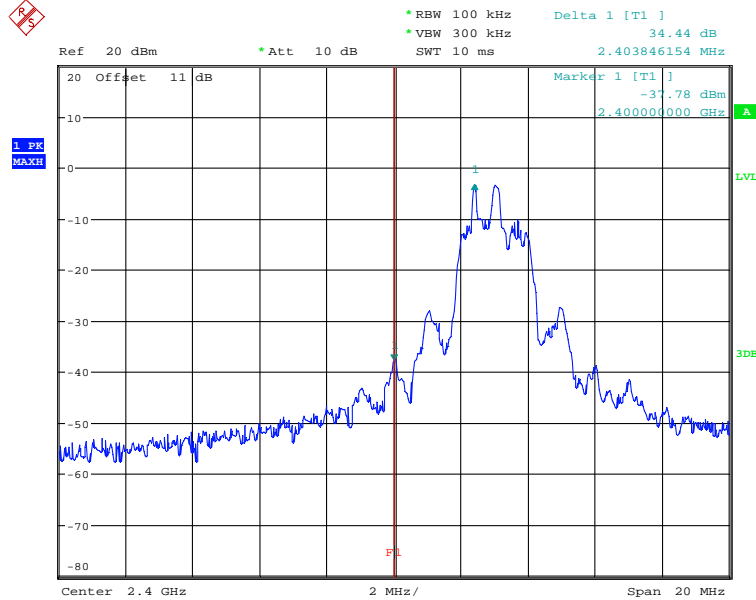
#### **3.3.5 Test Environmental Conditions**

Test date: 2024-12-04 Temperature: 23.5°C Humidity: 56.8% Tester: Ken

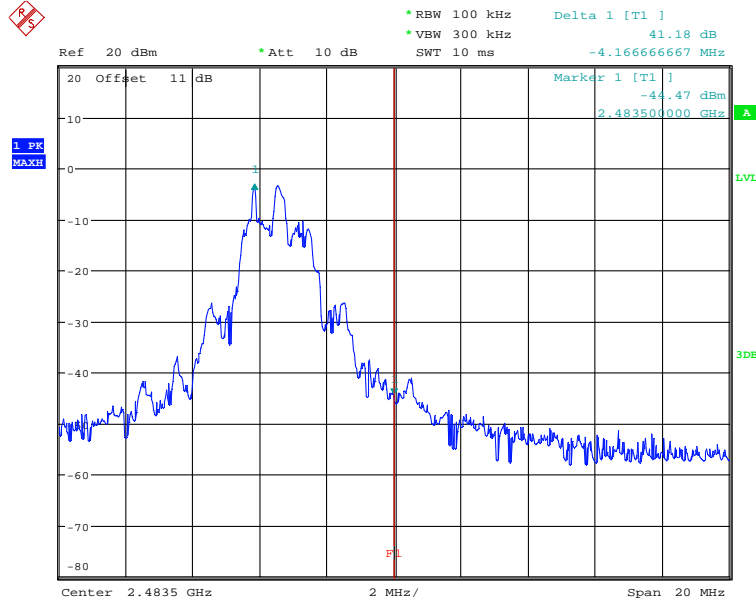


Registration number: W6M22411-23948-C-1  
FCC ID: YWO-E01E

### 3.3.6 Test results



BANDEGE 2403MHZ  
Date: 4.DEC.2024 10:59:09



BANDEGE 2480MHZ  
Date: 4.DEC.2024 10:57:21





Registration number: W6M22411-23948-C-1  
FCC ID: YWO-E01E

**3.4 Minimum 6 dB Bandwidth**

**3.4.1 Applicable Standard**

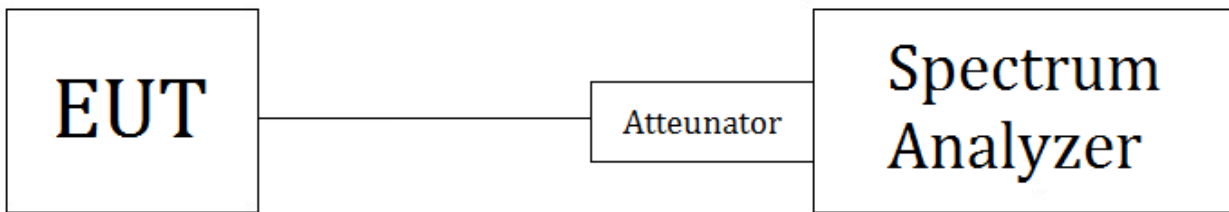
FCC Rules: 15.247(a)(2)

Systems using digital modulation techniques may operate in the 902-928 MHz, 2400-2483.5 MHz, and 5725-5850 MHz bands. The minimum 6 dB bandwidth shall be at least 500 kHz.

**3.4.2 Test procedure**

1. Set RBW = 100 kHz , Set the VBW  $\geq [3 \times \text{RBW}]$ .
2. Set Detector = peak , Trace mode = max hold , Sweep = auto couple and allow the trace to stabilize.
3. Measure the maximum width of the emission that is constrained by the frequencies associated with the two outermost amplitude points (upper and lower frequencies) that are attenuated by 6 dB relative to the maximum level measured in the fundamental emission.

**3.4.3 Test setup**



**3.4.4 Limits**

Frequency Range (MHz)	Limits (kHz)
902-928	$\geq 500$
2400-2483.5	
5725-5850	

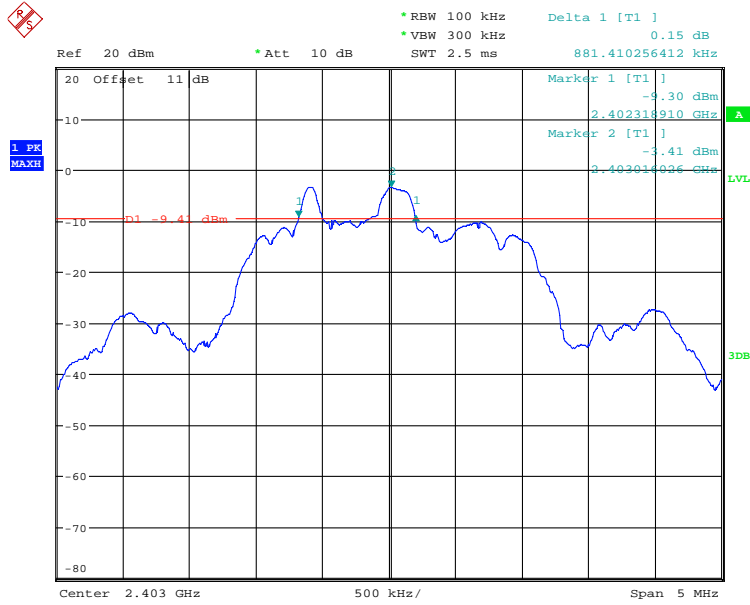
**3.4.5 Test Environmental Conditions**

Test date: 2024-12-04 Temperature: 23.5°C Humidity: 56.8% Tester: Ken

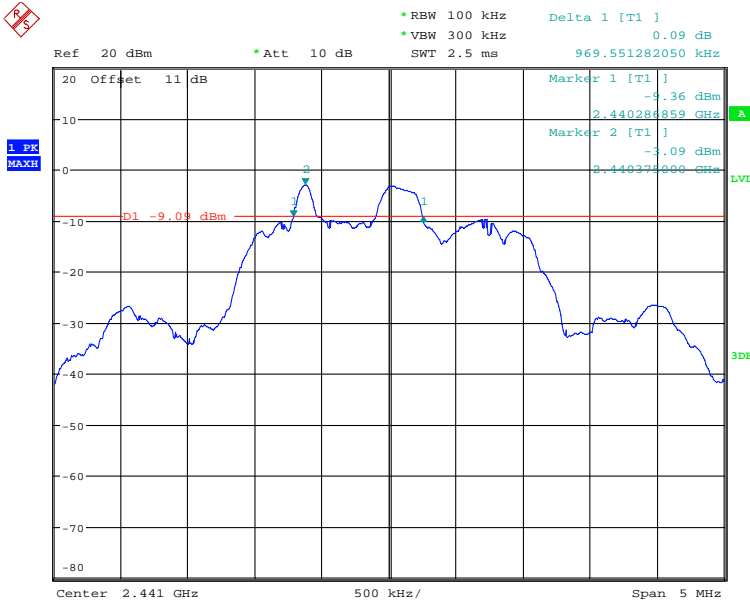


Registration number: W6M22411-23948-C-1  
FCC ID: YWO-E01E

### 3.4.6 Test results



6DB BANDWIDTH 2403MHZ  
Date: 4.DEC.2024 10:43:58

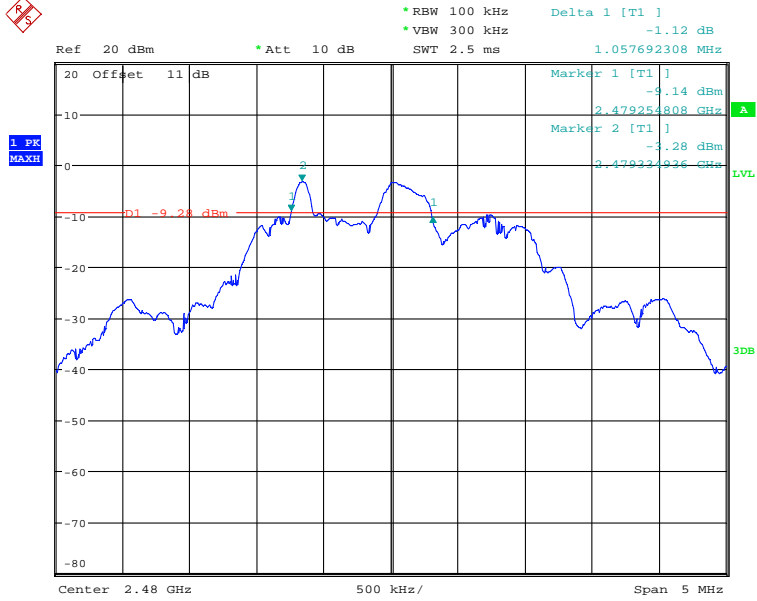


6DB BANDWIDTH 2441MHZ  
Date: 4.DEC.2024 10:50:21



# Worldwide Testing Services(Taiwan) Co., Ltd.

Registration number: W6M22411-23948-C-1  
FCC ID: YWO-E01E



6DB BANDWIDTH 2480MHZ  
Date: 4.DEC.2024 10:55:49



Registration number: W6M22411-23948-C-1  
FCC ID: YWO-E01E

**3.5 Peak Power Spectral Density**

**3.5.1 Applicable Standard**

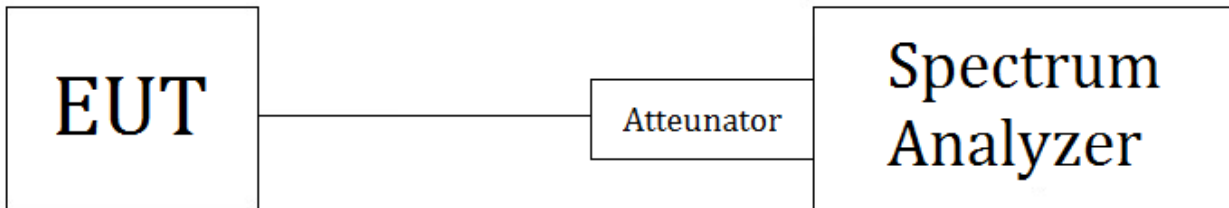
FCC Rules: 15.247(e)

For digitally modulated systems, the power spectral density conducted from the intentional radiator to the antenna shall not be greater than 8 dBm in any 3 kHz band during any time interval of continuous transmission. This power spectral density shall be determined in accordance with the provisions of paragraph (b) of this section. The same method of determining the conducted output power shall be used to determine the power spectral density.

**3.5.2 Test procedure**

1. Set the RBW to  $3\text{ kHz} \leq \text{RBW} \leq 100\text{ kHz}$  , the VBW  $\geq [3 \times \text{RBW}]$ .
2. Set Detector = peak , Sweep time = auto couple , Trace mode = max hold and allow trace to fully stabilize
3. Use the peak marker function to determine the maximum amplitude level within the RBW.

**3.5.3 Test setup**



**3.5.4 Limits**

Frequency Range (MHz)	Limits (dBm/3KHz)
902-928	8
2400-2483.5	
5725-5850	

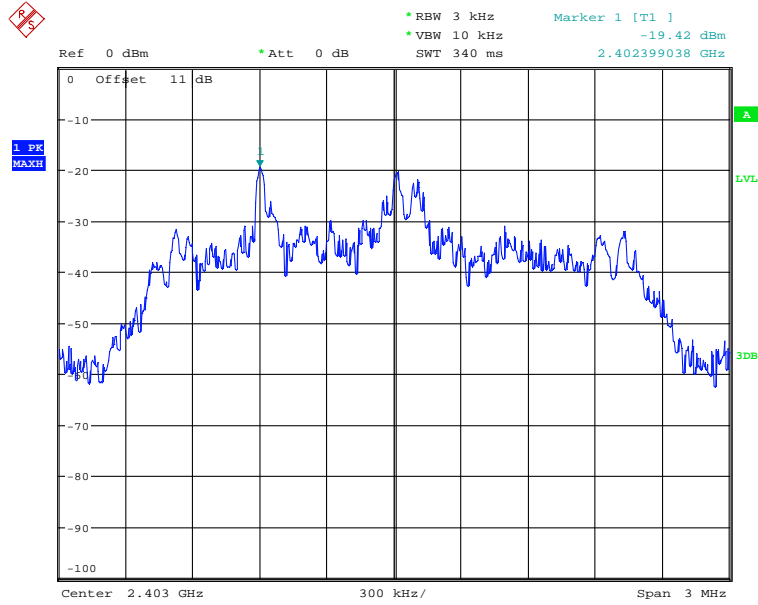
**3.5.5 Test Environmental Conditions**

Test date: 2024-12-04 Temperature: 23.5°C Humidity: 56.8% Tester: Ken

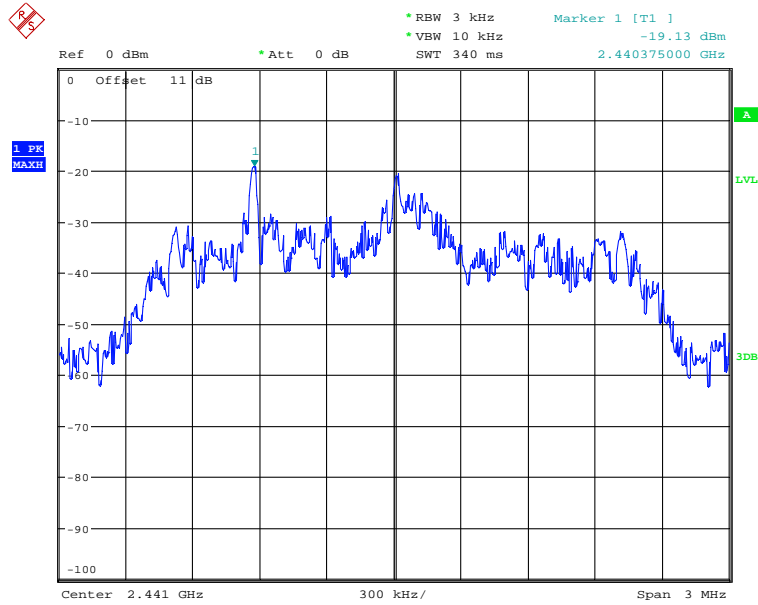


Registration number: W6M22411-23948-C-1  
FCC ID: YWO-E01E

## 3.5.6 Test results



POWER DENSITY 2403MHZ  
Date: 4.DEC.2024 11:00:38

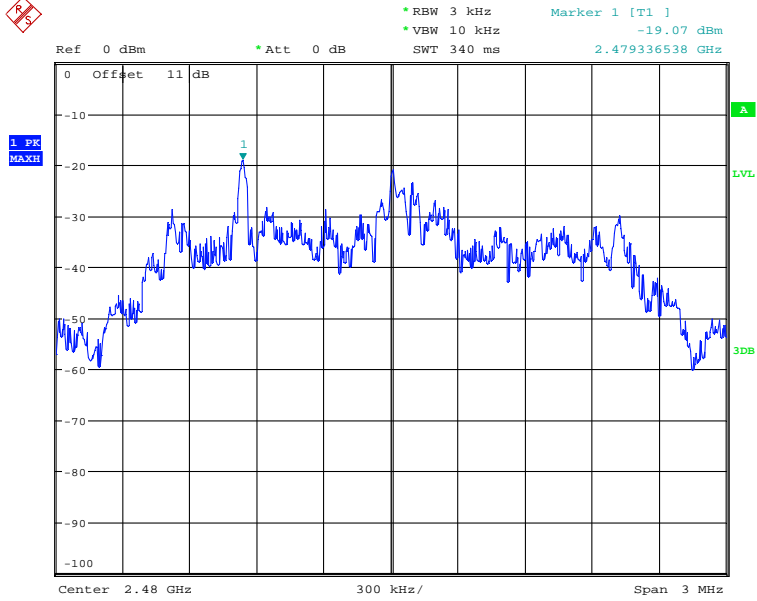


POWER DENSITY 2441MHZ  
Date: 4.DEC.2024 11:01:25



# Worldwide Testing Services(Taiwan) Co., Ltd.

Registration number: W6M22411-23948-C-1  
FCC ID: YWO-E01E



POWER DENSITY 2480MHZ  
Date: 4.DEC.2024 11:02:22

Registration number: W6M22411-23948-C-1  
 FCC ID: YWO-E01E

**3.6 Power Line Conducted Emission**

**3.6.1 Applicable Standard**

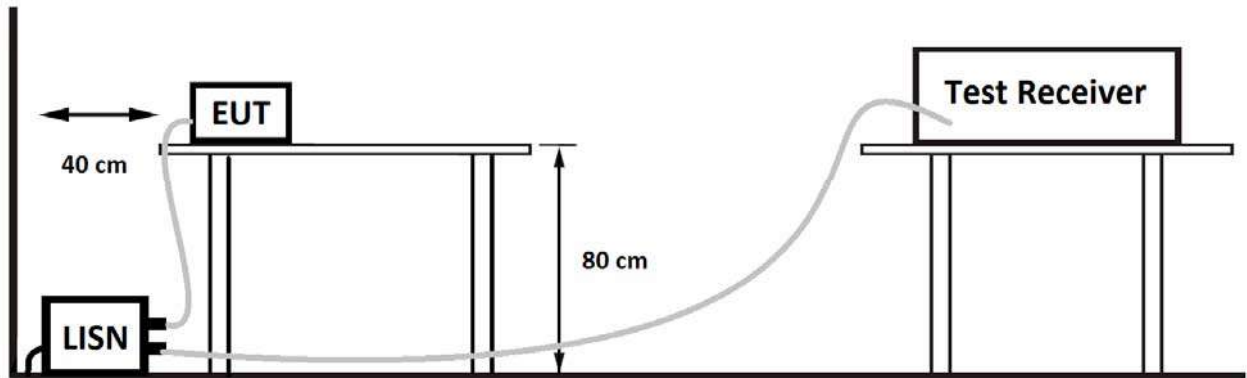
FCC Rules:15.207(a)

For an intentional radiator which is designed to be connected to the public utility (AC) power line, the radio frequency voltage that is conducted back onto the AC line on any frequency or frequencies within the band 150 kHz to 30 MHz shall not exceed the limits in the table bellows with this provision shall be based on the measurement of the radio frequency voltage between each power line and ground at the power terminals.

**3.6.2 Test procedure**

1. EUT is placed on a test table, raised 80 cm above the reference ground plane. The vertical conducting plane is located 40 cm to the rear of the device.
2. Connect EUT to a 50 μH/50 ohms line impedance stabilization network (LISN). AC input is 120V/60Hz
3. This measurement was transact first with instrumentation using an average and peak detector and a 10 kHz bandwidth. If the peak detector achieves a calculated level, the measurement is repeated by an instrumentation using a quasi-peak detector.

**3.6.3 Test setup**



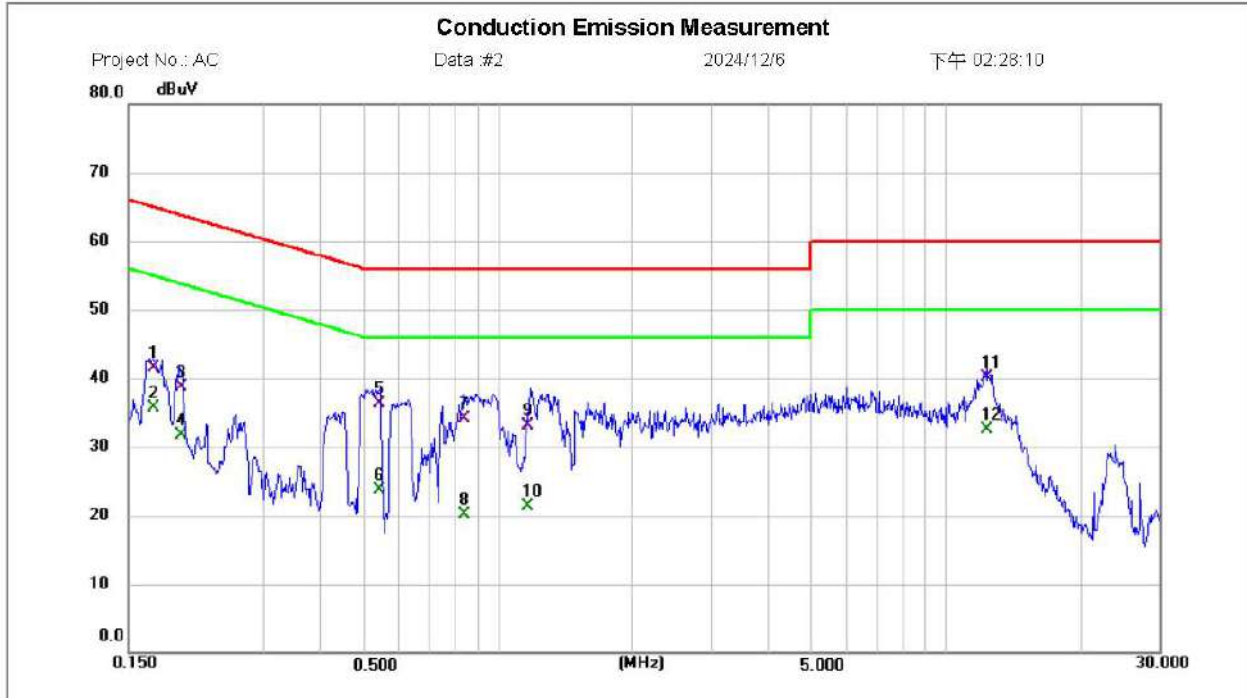
**3.6.4 Limits**

Frequency of emission (MHz)	Conducted limit (dBμV)	
	Quasi-peak	Average
0.15-0.5	66 to 56	56 to 46
0.5-5	56	46
5-30	60	50



Registration number: W6M22411-23948-C-1  
 FCC ID: YWO-E01E

### 3.6.5 Test results (With Environmental Conditins)



Project No.: AC      Data :#2      2024/12/6      下午 02:28:10

Site: Conduction Room      Polarization: **N**      Temperature: 23.6 (C)

Limit: FCC Part15 CE-Class B\_QP      Power: 5 Vd.c.(USB)      Humidity: 52.0 %RH

EUT: W6M22411-23948

M/N:

Mode:

Note:

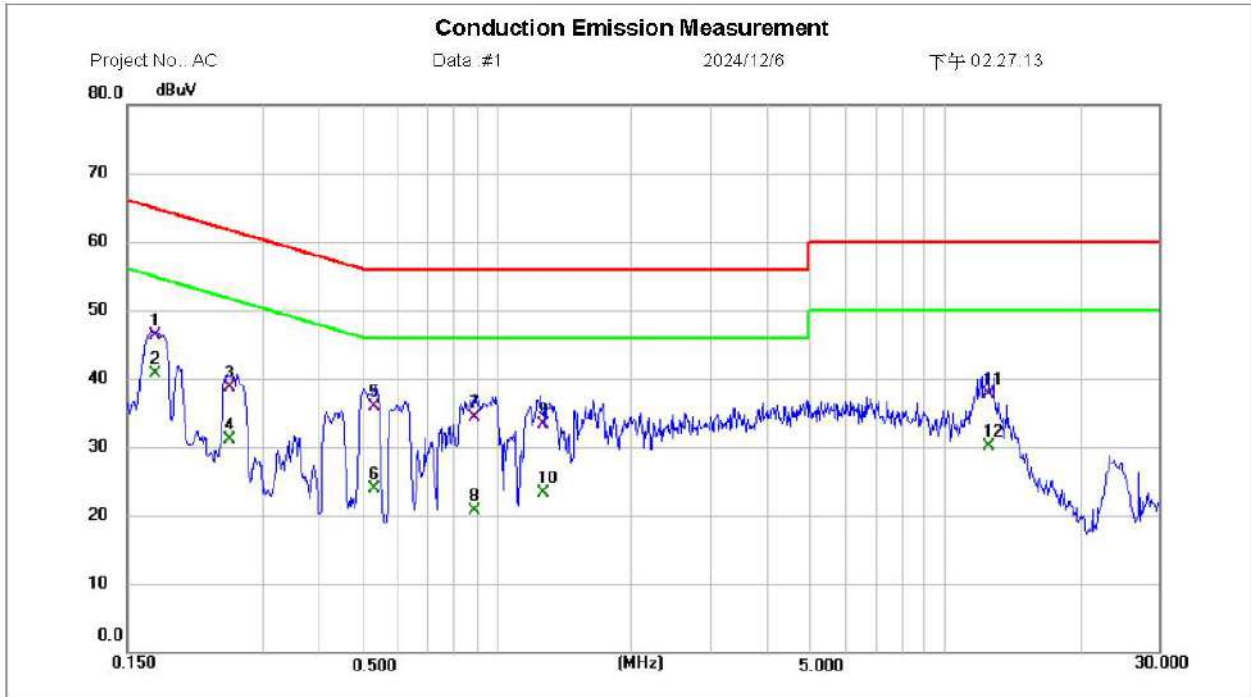
No.	Frequency (MHz)	Reading (dBuV)	Factor (dB)	Level (dBuV)	Limit (dBuV)	Margin (dB)	Detector	P/F	Remark
1	0.1708	41.41	0.07	41.48	64.92	-23.44	QP	P	
2	0.1708	35.67	0.07	35.74	54.92	-19.18	AVG	P	
3	0.1956	38.67	0.06	38.73	63.80	-25.07	QP	P	
4	0.1956	31.62	0.06	31.68	53.80	-22.12	AVG	P	
5	0.5424	36.16	0.08	36.24	56.00	-19.76	QP	P	
6	0.5424	23.67	0.08	23.75	46.00	-22.25	AVG	P	
7	0.8433	34.04	0.09	34.13	56.00	-21.87	QP	P	
8	0.8433	20.10	0.09	20.19	46.00	-25.81	AVG	P	
9	1.1644	32.93	0.10	33.03	56.00	-22.97	QP	P	
10	1.1644	21.19	0.10	21.29	46.00	-24.71	AVG	P	
11	12.3211	39.70	0.32	40.02	60.00	-19.98	QP	P	
12 *	12.3211	32.15	0.32	32.47	50.00	-17.53	AVG	P	





# Worldwide Testing Services(Taiwan) Co., Ltd.

Registration number: W6M22411-23948-C-1  
 FCC ID: YWO-E01E



Project No.: AC      Data: #1      2024/12/6      下午 02:27:13

Site: Conduction Room      Polarization: **L1**      Temperature: 23.6 (C)

Limit: FCC Part15 CE-Class B\_QP      Power: 5 Vd.c.(USB)      Humidity: 52.0 %RH

EUT: W6M22411-23948

M/N:

Mode:

Note:

No.	Frequency (MHz)	Reading (dBuV)	Factor (dB)	Level (dBuV)	Limit (dBuV)	Margin (dB)	Detector	P/F	Remark
1	0.1724	46.16	0.07	46.23	64.84	-18.61	QP	P	
2 *	0.1724	40.73	0.07	40.80	54.84	-14.04	AVG	P	
3	0.2534	38.63	0.06	38.69	61.64	-22.95	QP	P	
4	0.2534	30.95	0.06	31.01	51.64	-20.63	AVG	P	
5	0.5309	35.79	0.08	35.87	56.00	-20.13	QP	P	
6	0.5309	23.89	0.08	23.97	46.00	-22.03	AVG	P	
7	0.8873	34.13	0.09	34.22	56.00	-21.78	QP	P	
8	0.8873	20.64	0.09	20.73	46.00	-25.27	AVG	P	
9	1.2641	33.20	0.10	33.30	56.00	-22.70	QP	P	
10	1.2641	23.11	0.10	23.21	46.00	-22.79	AVG	P	
11	12.4503	37.31	0.31	37.62	60.00	-22.38	QP	P	
12	12.4503	29.78	0.31	30.09	50.00	-19.91	AVG	P	



Registration number: W6M22411-23948-C-1  
FCC ID: YWO-E01E

## **Appendix**

### **Measurement diagrams**

Radiated Emission



Address: No.99, Sec.1, Balian Rd., Xizhi Dist., New Taipei City  
 Tel: +886-2-2646-1508  
 Fax: +886-2-2646-1533

## Radiated Emission Measurement

Operator: Kai

File :011

Data :#1

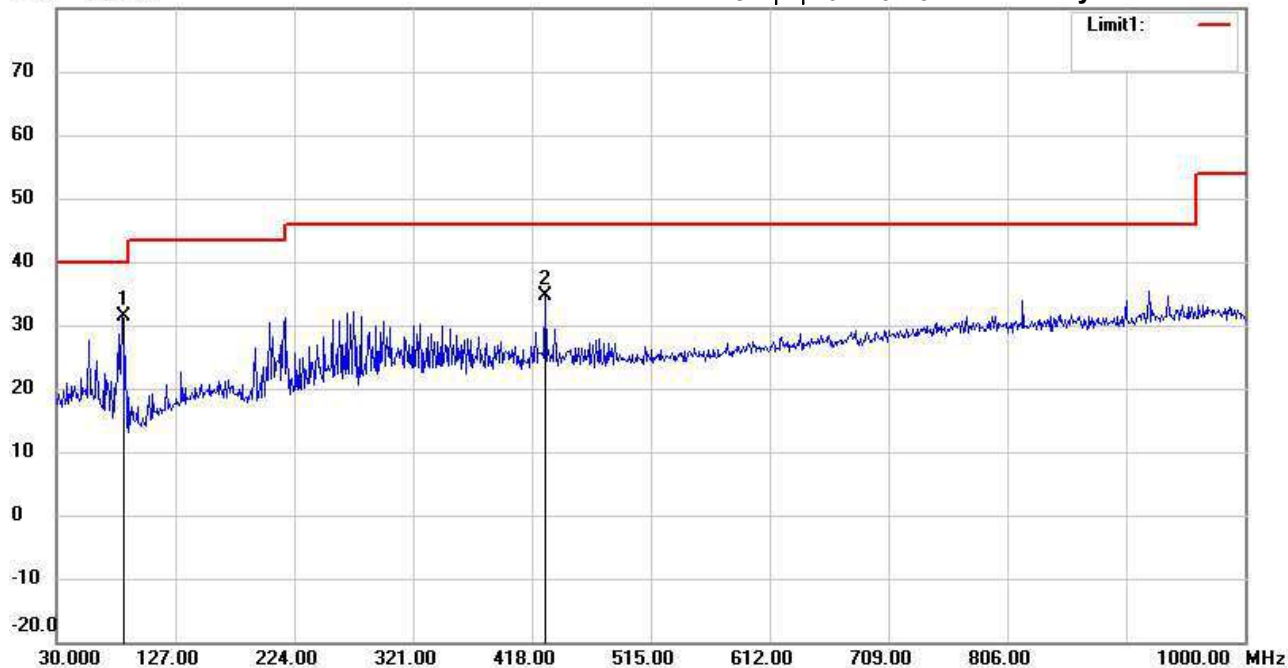
Date: 2024/12/5

Temperature: 23.2 °C

80.0 dBuV/m

Time: 下午 02:20:23

Humidity: 45.9 %



Site : 966A Chamber

Condition : FCC\_part 15 RE-Class C\_30-1000MHz

Polarization: *Horizontal*

EUT : W6M22411-23948

Power : 5 Vd.c.

M/N:

Distance: 3m

Test Mode : TX 2403MHz

Note :

Mk.	Frequency (MHz)	Reading (dBuV)	Detector	Corr. factor (dB/m)	Result (dBuV/m)	Limit (dBuV/m)	Ant.Pos (cm)	Tab.Pos (deg.)	Margin (dB)	Comment
*	83.8350	49.31	peak	-17.98	31.33	40.00	100	231	-8.67	
	428.6700	43.60	peak	-8.97	34.63	46.00	100	265	-11.37	

\*:Maximum data    x:Over limit    !:over margin



Radiated Emission Measurement

Operator: Kai

File :011

Data :#2

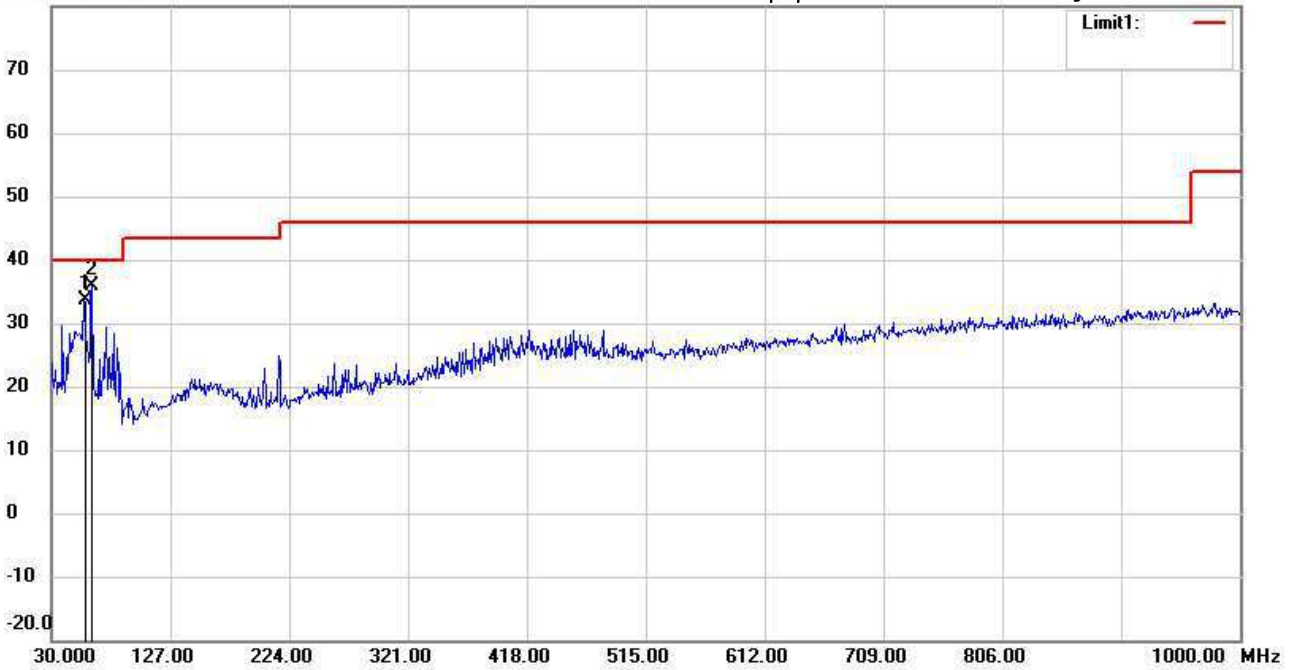
Date: 2024/12/5

Temperature: 23.2 °C

80.0 dBuV/m

Time: 下午 02:21:07

Humidity: 45.9 %



Site : 966A Chamber

Condition : FCC\_part 15 RE-Class C\_30-1000MHz

Polarization: *Vertical*

EUT : W6M22411-23948

Power : 5 Vd.c.

M/N:

Distance: 3m

Test Mode : TX 2403MHz

Note :

Mk.	Frequency (MHz)	Reading (dBuV)	Detector	Corr. factor (dB/m)	Result (dBuV/m)	Limit (dBuV/m)	Ant.Pos (cm)	Tab.Pos (deg.)	Margin (dB)	Comment
	56.6750	46.49	peak	-12.78	33.71	40.00	100	310	-6.29	
*	62.9800	49.46	peak	-13.55	35.91	40.00	100	223	-4.09	



Address: No.99, Sec.1, Balian Rd., Xizhi Dist., New Taipei City  
 Tel: +886-2-2646-1508  
 Fax: +886-2-2646-1533

Radiated Emission Measurement

Operator: Kai

File :012

Data :#1

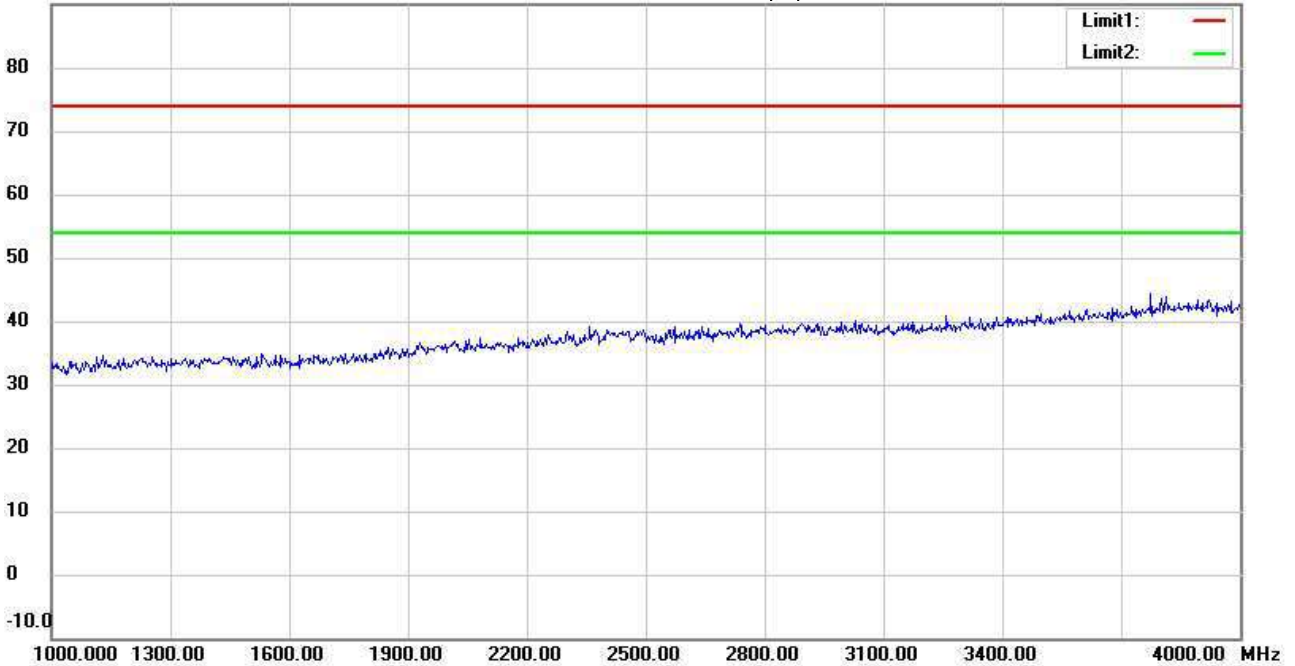
Date: 2024/12/5

Temperature: 23.2 °C

90.0 dBuV/m

Time: 下午 01:12:52

Humidity: 45.9 %



Site : 966A Chamber

Condition : FCC\_part 15 RE-Class C\_Above 1GHz\_PK

Polarization: *Horizontal*

EUT : W6M22411-23948

Power : 5 Vd.c.

M/N:

Distance: 3m

Test Mode : TX 2403MHz

Note :

Mk.	Frequency (MHz)	Reading (dBuV)	Detector	Corr. factor (dB/m)	Result (dBuV/m)	Limit (dBuV/m)	Ant.Pos (cm)	Tab.Pos (deg.)	Margin (dB)	Comment
-----	-----------------	----------------	----------	---------------------	-----------------	----------------	--------------	----------------	-------------	---------

\*:Maximum data    x:Over limit    !:over margin



Address: No.99, Sec.1, Balian Rd., Xizhi Dist., New Taipei City  
 Tel: +886-2-2646-1508  
 Fax: +886-2-2646-1533

**Radiated Emission Measurement**

Operator: Kai

File :012

Data :#6

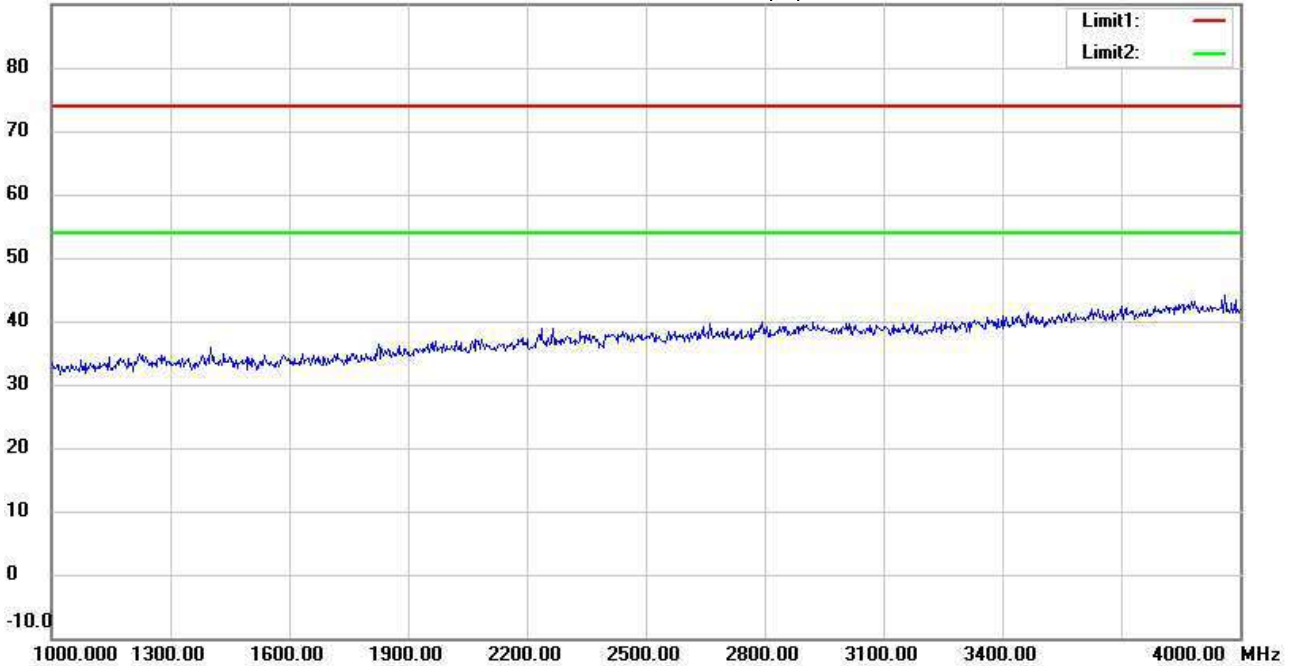
Date: 2024/12/5

Temperature: 23.2 °C

90.0 dBuV/m

Time: 下午 01:15:39

Humidity: 45.9 %



Site : 966A Chamber

Condition : FCC\_part 15 RE-Class C\_Above 1GHz\_PK

Polarization: *Vertical*

EUT : W6M22411-23948

Power : 5 Vd.c.

M/N:

Distance: 3m

Test Mode : TX 2403MHz

Note :

Mk.	Frequency (MHz)	Reading (dBuV)	Detector	Corr. factor (dB/m)	Result (dBuV/m)	Limit (dBuV/m)	Ant.Pos (cm)	Tab.Pos (deg.)	Margin (dB)	Comment
-----	-----------------	----------------	----------	---------------------	-----------------	----------------	--------------	----------------	-------------	---------

\*:Maximum data    x:Over limit    !:over margin



Radiated Emission Measurement

Operator: Kai

File :012

Data :#2

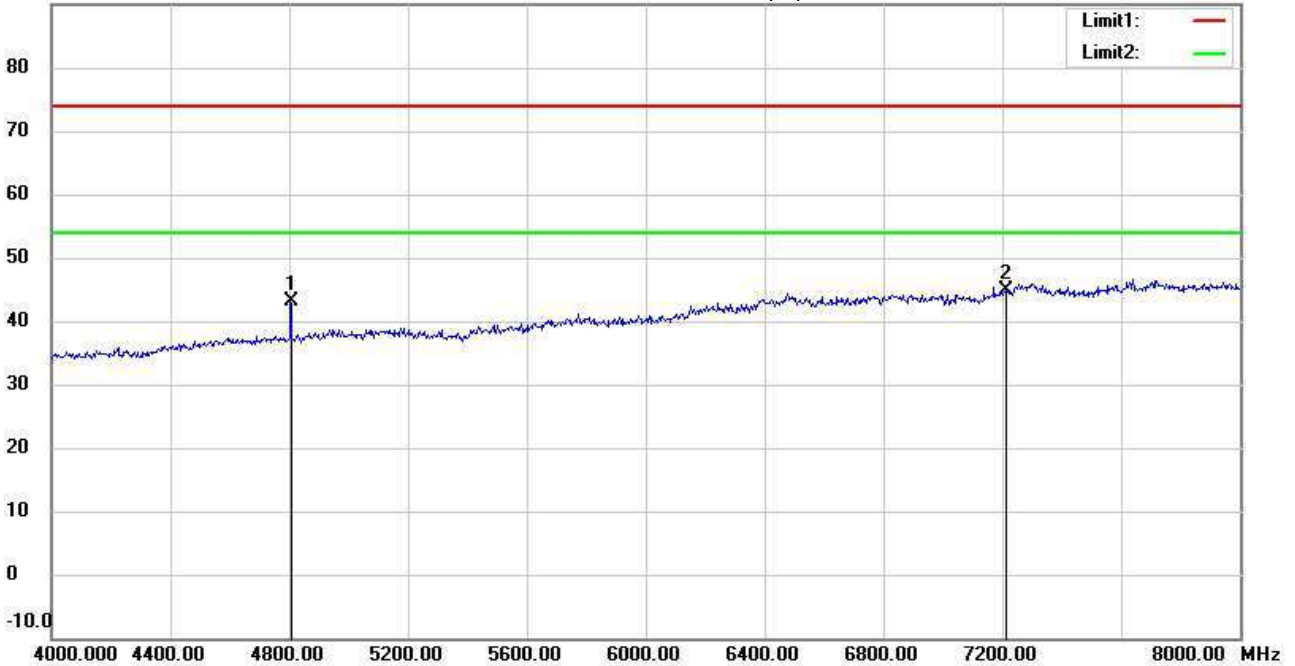
Date: 2024/12/5

Temperature: 23.2 °C

90.0 dBuV/m

Time: 下午 01:13:35

Humidity: 45.9 %



Site : 966A Chamber

Condition : FCC\_part 15 RE-Class C\_Above 1GHz\_PK

Polarization: *Horizontal*

EUT : W6M22411-23948

Power : 5 Vd.c.

M/N:

Distance: 3m

Test Mode : TX 2403MHz

Note :

Mk.	Frequency (MHz)	Reading (dBuV)	Detector	Corr. factor (dB/m)	Result (dBuV/m)	Limit (dBuV/m)	Ant.Pos (cm)	Tab.Pos (deg.)	Margin (dB)	Comment
	4806.000	38.55	peak	4.54	43.09	74.00	150	10	-30.91	
*	7209.000	33.35	peak	11.52	44.87	74.00	150	351	-29.13	



Radiated Emission Measurement

Operator: Kai

File :012

Data :#7

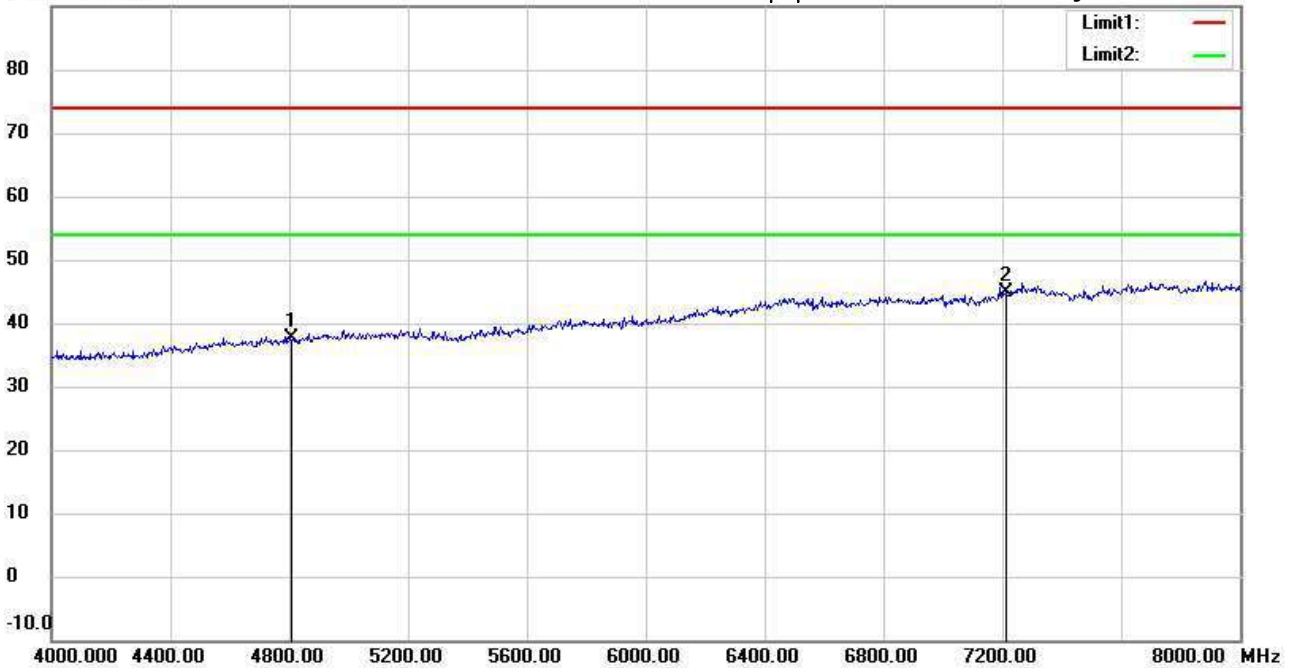
Date: 2024/12/5

Temperature: 23.2 °C

90.0 dBuV/m

Time: 下午 01:16:24

Humidity: 45.9 %



Site : 966A Chamber

Condition : FCC\_part 15 RE-Class C\_Above 1GHz\_PK

Polarization: *Vertical*

EUT : W6M22411-23948

Power : 5 Vd.c.

M/N:

Distance: 3m

Test Mode : TX 2403MHz

Note :

Mk.	Frequency (MHz)	Reading (dBuV)	Detector	Corr. factor (dB/m)	Result (dBuV/m)	Limit (dBuV/m)	Ant.Pos (cm)	Tab.Pos (deg.)	Margin (dB)	Comment
	4806.000	33.17	peak	4.54	37.71	74.00	150	125	-36.29	
*	7209.000	33.37	peak	11.52	44.89	74.00	150	32	-29.11	





Address: No.99, Sec.1, Balian Rd., Xizhi Dist., New Taipei City  
 Tel: +886-2-2646-1508  
 Fax: +886-2-2646-1533

Radiated Emission Measurement

Operator: Kai

File :012

Data :#3

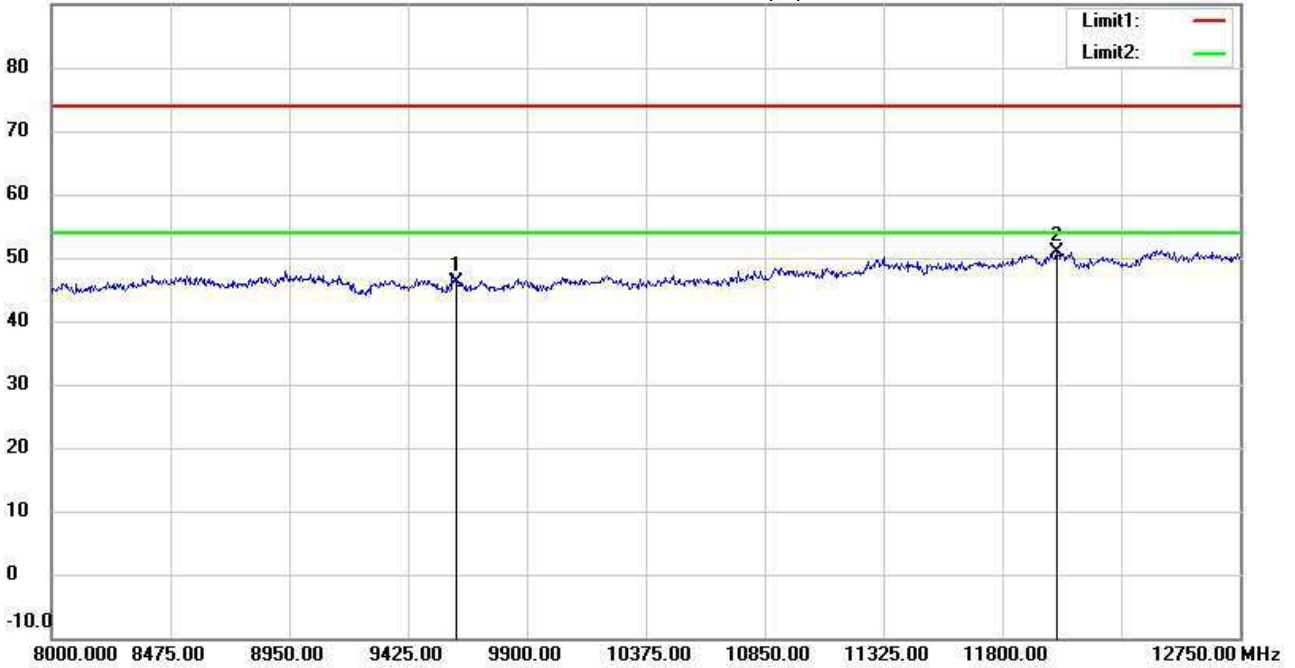
Date: 2024/12/5

Temperature: 23.2 °C

90.0 dBuV/m

Time: 下午 01:14:25

Humidity: 45.9 %



Site : 966A Chamber

Condition : FCC\_part 15 RE-Class C\_Above 1GHz\_PK

Polarization: *Horizontal*

EUT : W6M22411-23948

Power : 5 Vd.c.

M/N:

Distance: 3m

Test Mode : TX 2403MHz

Note :

Mk.	Frequency (MHz)	Reading (dBuV)	Detector	Corr. factor (dB/m)	Result (dBuV/m)	Limit (dBuV/m)	Ant.Pos (cm)	Tab.Pos (deg.)	Margin (dB)	Comment
	9612.000	33.20	peak	13.03	46.23	74.00	150	57	-27.77	
*	12015.000	33.82	peak	17.09	50.91	74.00	150	290	-23.09	

\*:Maximum data    x:Over limit    !:over margin



Radiated Emission Measurement

Operator: Kai

File :012

Data :#8

Date: 2024/12/5

Temperature: 23.2 °C

90.0 dBuV/m

Time: 下午 01:17:06

Humidity: 45.9 %



Site : 966A Chamber

Condition : FCC\_part 15 RE-Class C\_Above 1GHz\_PK

Polarization: **Vertical**

EUT : W6M22411-23948

Power : 5 Vd.c.

M/N:

Distance: 3m

Test Mode : TX 2403MHz

Note :

Mk.	Frequency (MHz)	Reading (dBuV)	Detector	Corr. factor (dB/m)	Result (dBuV/m)	Limit (dBuV/m)	Ant.Pos (cm)	Tab.Pos (deg.)	Margin (dB)	Comment
	9612.000	32.89	peak	13.03	45.92	74.00	150	22	-28.08	
*	12015.000	32.90	peak	17.09	49.99	74.00	150	215	-24.01	



Address: No.99, Sec.1, Balian Rd., Xizhi Dist., New Taipei City  
 Tel: +886-2-2646-1508  
 Fax: +886-2-2646-1533

Radiated Emission Measurement

Operator: Kai

File :012

Data :#4

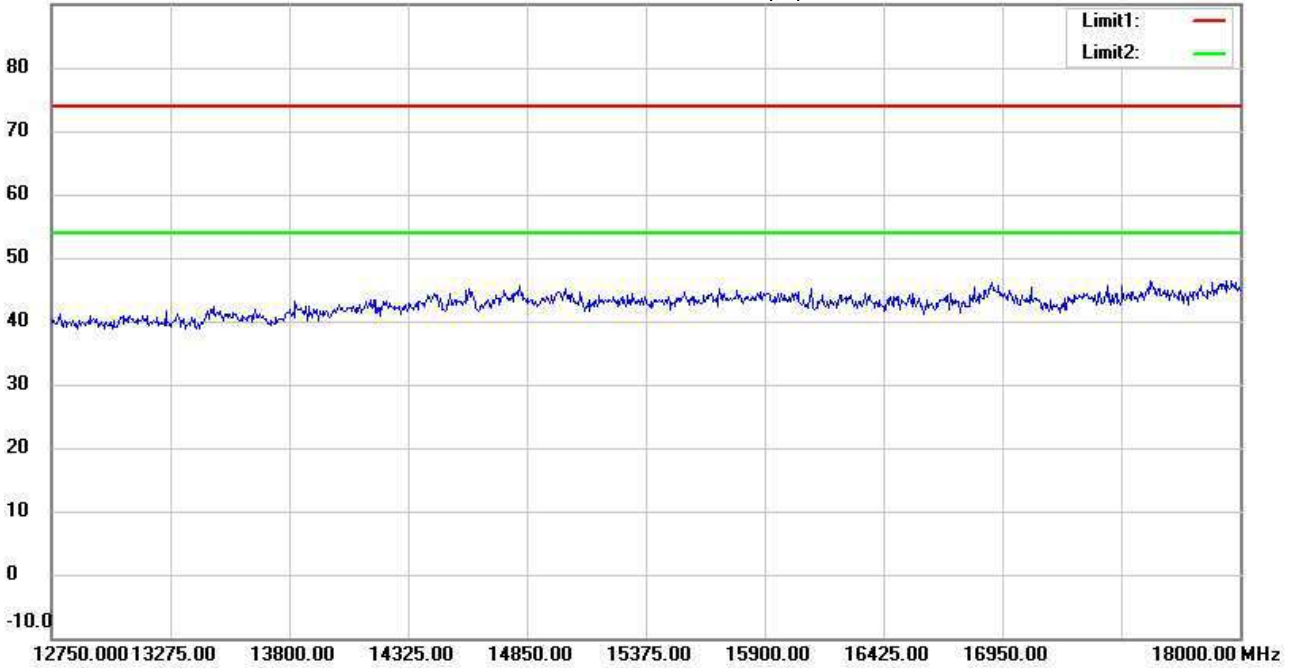
Date: 2024/12/5

Temperature: 23.2 °C

90.0 dBuV/m

Time: 下午 01:14:42

Humidity: 45.9 %



Site : 966A Chamber

Condition : FCC\_part 15 RE-Class C\_Above 1GHz\_PK

Polarization: *Horizontal*

EUT : W6M22411-23948

Power : 5 Vd.c.

M/N:

Distance: 3m

Test Mode : TX 2403MHz

Note :

Mk.	Frequency (MHz)	Reading (dBuV)	Detector	Corr. factor (dB/m)	Result (dBuV/m)	Limit (dBuV/m)	Ant.Pos (cm)	Tab.Pos (deg.)	Margin (dB)	Comment
-----	-----------------	----------------	----------	---------------------	-----------------	----------------	--------------	----------------	-------------	---------

\*:Maximum data    x:Over limit    !:over margin



Address: No.99, Sec.1, Balian Rd., Xizhi Dist., New Taipei City  
 Tel: +886-2-2646-1508  
 Fax: +886-2-2646-1533

Radiated Emission Measurement

Operator: Kai

File :012

Data :#9

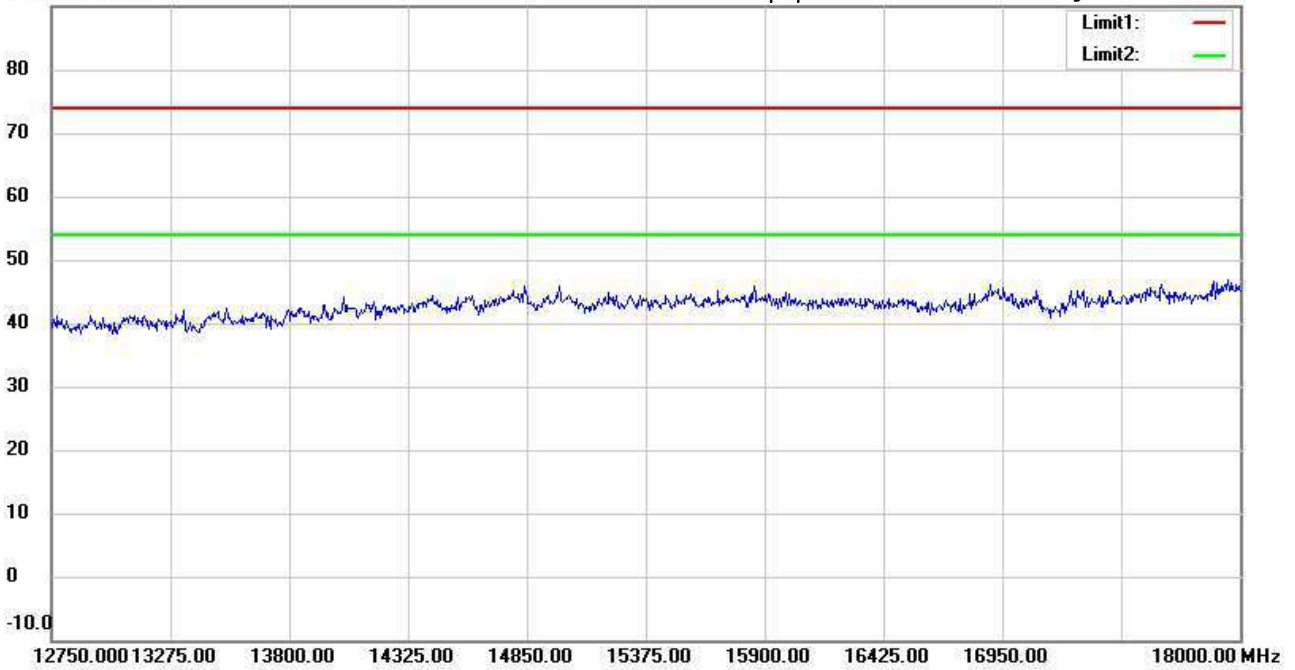
Date: 2024/12/5

Temperature: 23.2 °C

90.0 dBuV/m

Time: 下午 01:17:23

Humidity: 45.9 %



Site : 966A Chamber

Condition : FCC\_part 15 RE-Class C\_Above 1GHz\_PK

Polarization: **Vertical**

EUT : W6M22411-23948

Power : 5 Vd.c.

M/N:

Distance: 3m

Test Mode : TX 2403MHz

Note :

Mk.	Frequency (MHz)	Reading (dBuV)	Detector	Corr. factor (dB/m)	Result (dBuV/m)	Limit (dBuV/m)	Ant.Pos (cm)	Tab.Pos (deg.)	Margin (dB)	Comment
-----	-----------------	----------------	----------	---------------------	-----------------	----------------	--------------	----------------	-------------	---------

\*:Maximum data    x:Over limit    !:over margin



Address: No.99, Sec.1, Balian Rd., Xizhi Dist., New Taipei City  
 Tel: +886-2-2646-1508  
 Fax: +886-2-2646-1533

Radiated Emission Measurement

Operator: Kai

File :012

Data :#5

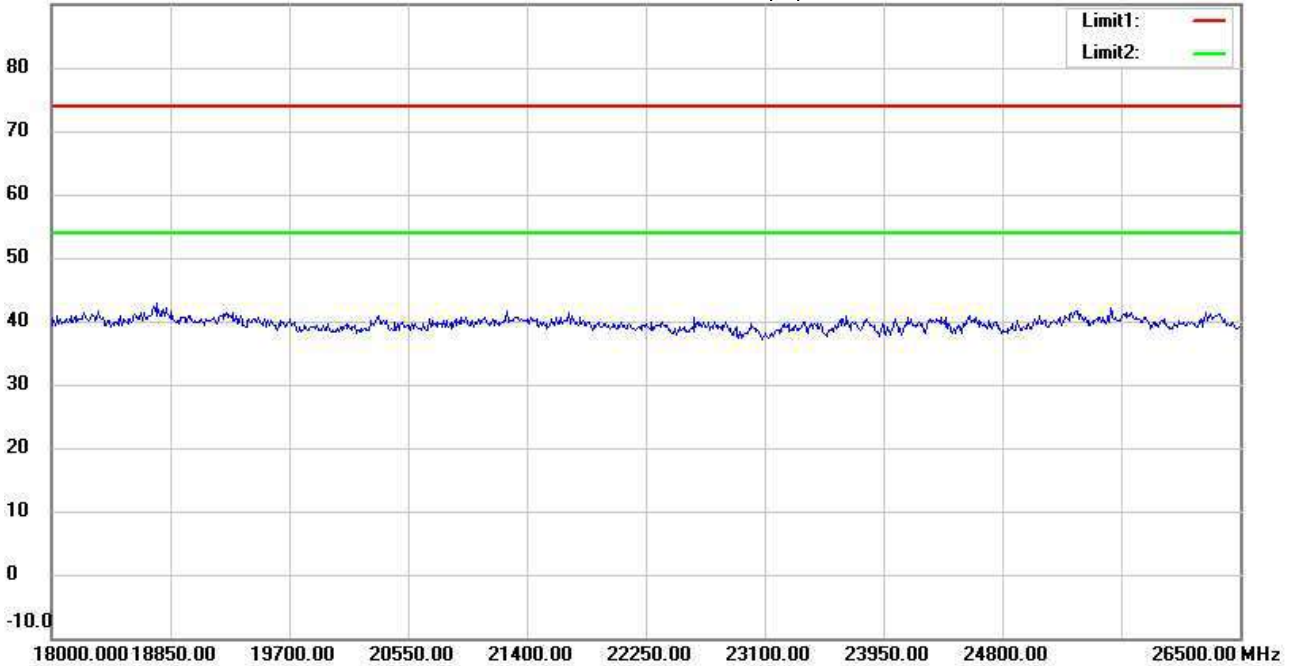
Date: 2024/12/5

Temperature: 23.2 °C

90.0 dBuV/m

Time: 下午 01:14:53

Humidity: 45.9 %



Site : 966A Chamber

Condition : FCC\_part 15 RE-Class C\_Above 1GHz\_PK

Polarization: *Horizontal*

EUT : W6M22411-23948

Power : 5 Vd.c.

M/N:

Distance: 3m

Test Mode : TX 2403MHz

Note :

Mk.	Frequency (MHz)	Reading (dBuV)	Detector	Corr. factor (dB/m)	Result (dBuV/m)	Limit (dBuV/m)	Ant.Pos (cm)	Tab.Pos (deg.)	Margin (dB)	Comment
-----	-----------------	----------------	----------	---------------------	-----------------	----------------	--------------	----------------	-------------	---------

\*:Maximum data    x:Over limit    !:over margin



Address: No.99, Sec.1, Balian Rd., Xizhi Dist., New Taipei City  
 Tel: +886-2-2646-1508  
 Fax: +886-2-2646-1533

**Radiated Emission Measurement**

Operator: Kai

File :012

Data :#10

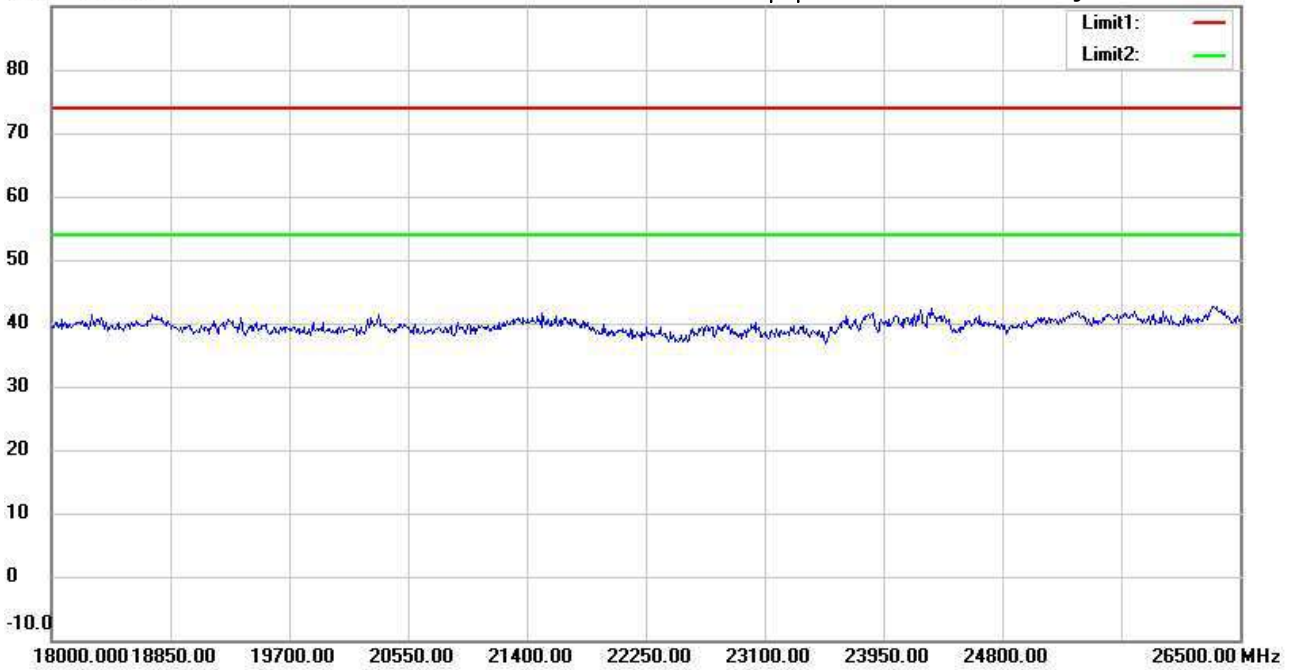
Date: 2024/12/5

Temperature: 23.2 °C

90.0 dBuV/m

Time: 下午 01:17:34

Humidity: 45.9 %



Site : 966A Chamber

Condition : FCC\_part 15 RE-Class C\_Above 1GHz\_PK

Polarization: *Vertical*

EUT : W6M22411-23948

Power : 5 Vd.c.

M/N:

Distance: 3m

Test Mode : TX 2403MHz

Note :

Mk.	Frequency (MHz)	Reading (dBuV)	Detector	Corr. factor (dB/m)	Result (dBuV/m)	Limit (dBuV/m)	Ant.Pos (cm)	Tab.Pos (deg.)	Margin (dB)	Comment
-----	-----------------	----------------	----------	---------------------	-----------------	----------------	--------------	----------------	-------------	---------

\*:Maximum data    x:Over limit    !:over margin



Address: No.99, Sec.1, Balian Rd., Xizhi Dist., New Taipei City  
 Tel: +886-2-2646-1508  
 Fax: +886-2-2646-1533

Radiated Emission Measurement

Operator: Kai

File :013

Data :#1

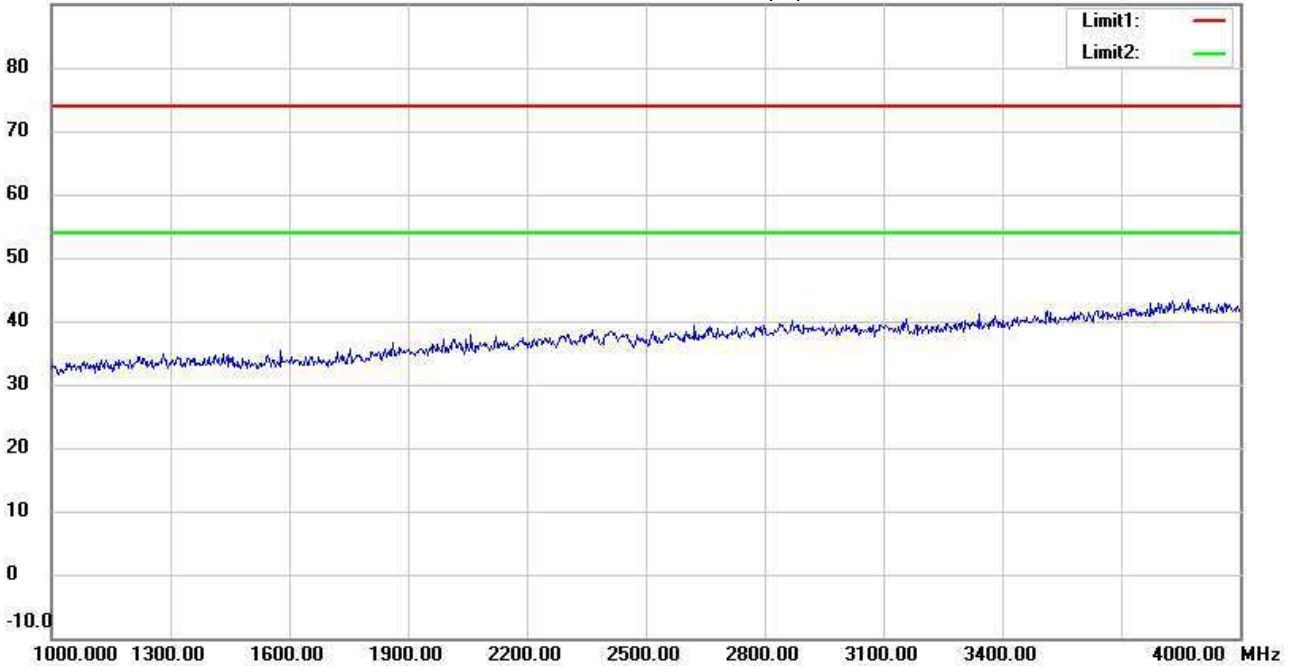
Date: 2024/12/5

Temperature: 23.2 °C

90.0 dBuV/m

Time: 下午 01:21:17

Humidity: 45.9 %



Site : 966A Chamber

Condition : FCC\_part 15 RE-Class C\_Above 1GHz\_PK

Polarization: *Horizontal*

EUT : W6M22411-23948

Power : 5 Vd.c.

M/N:

Distance: 3m

Test Mode : TX 2441MHz

Note :

Mk.	Frequency (MHz)	Reading (dBuV)	Detector	Corr. factor (dB/m)	Result (dBuV/m)	Limit (dBuV/m)	Ant.Pos (cm)	Tab.Pos (deg.)	Margin (dB)	Comment
-----	-----------------	----------------	----------	---------------------	-----------------	----------------	--------------	----------------	-------------	---------

\*:Maximum data    x:Over limit    !:over margin



Address: No.99, Sec.1, Balian Rd., Xizhi Dist., New Taipei City  
 Tel: +886-2-2646-1508  
 Fax: +886-2-2646-1533

**Radiated Emission Measurement**

Operator: Kai

File :013

Data :#6

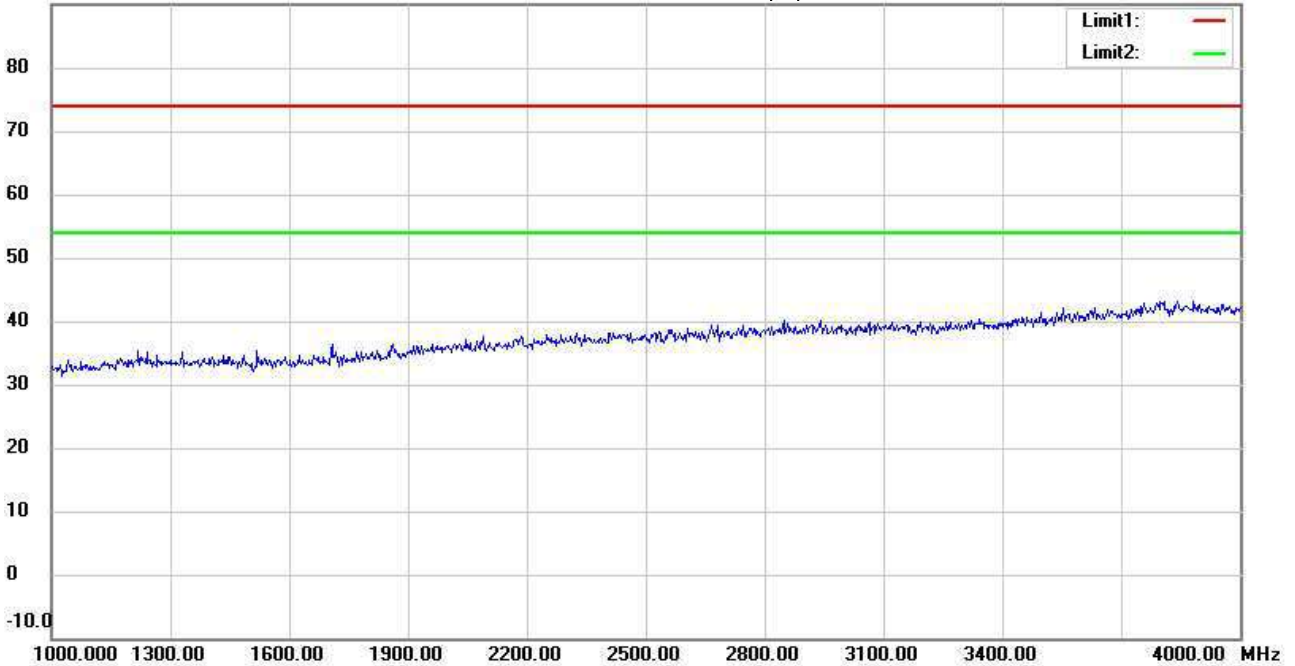
Date: 2024/12/5

Temperature: 23.2 °C

90.0 dBuV/m

Time: 下午 01:24:05

Humidity: 45.9 %



Site : 966A Chamber

Condition : FCC\_part 15 RE-Class C\_Above 1GHz\_PK

Polarization: *Vertical*

EUT : W6M22411-23948

Power : 5 Vd.c.

M/N:

Distance: 3m

Test Mode : TX 2441MHz

Note :

Mk.	Frequency (MHz)	Reading (dBuV)	Detector	Corr. factor (dB/m)	Result (dBuV/m)	Limit (dBuV/m)	Ant.Pos (cm)	Tab.Pos (deg.)	Margin (dB)	Comment
-----	-----------------	----------------	----------	---------------------	-----------------	----------------	--------------	----------------	-------------	---------

\*:Maximum data    x:Over limit    !:over margin





Radiated Emission Measurement

Operator: Kai

File :013

Data :#2

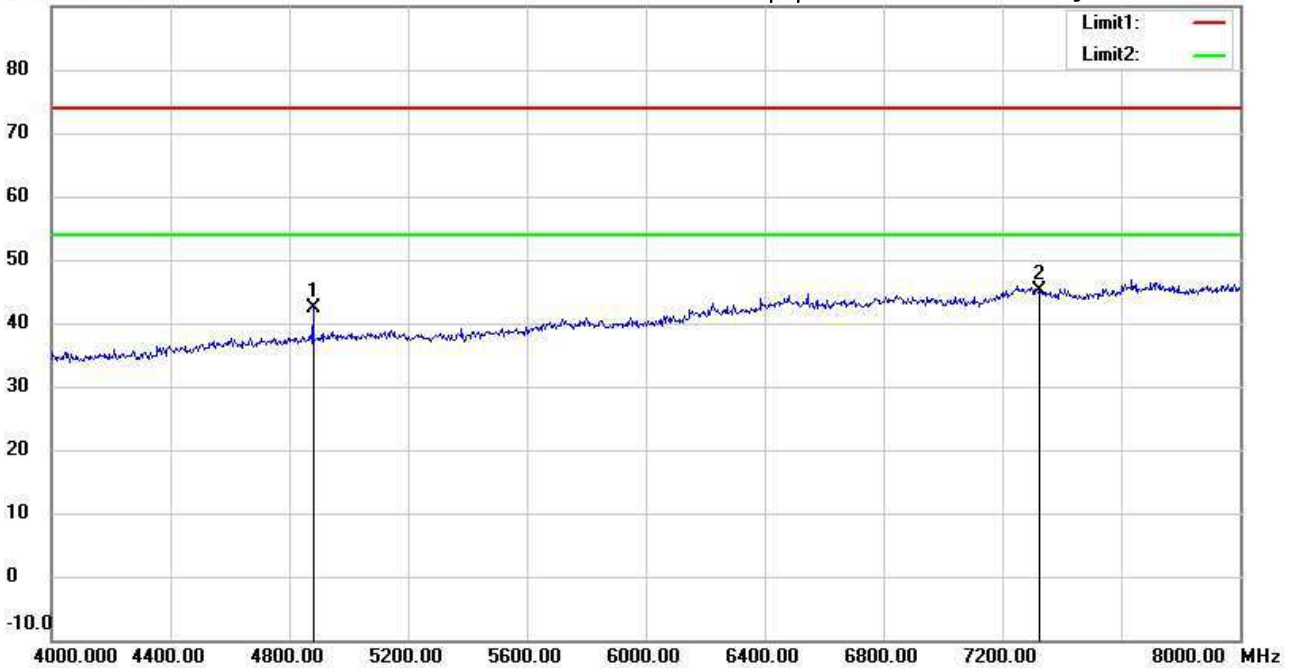
Date: 2024/12/5

Temperature: 23.2 °C

90.0 dBuV/m

Time: 下午 01:22:00

Humidity: 45.9 %



Site : 966A Chamber

Condition : FCC\_part 15 RE-Class C\_Above 1GHz\_PK

Polarization: *Horizontal*

EUT : W6M22411-23948

Power : 5 Vd.c.

M/N:

Distance: 3m

Test Mode : TX 2441MHz

Note :

Mk.	Frequency (MHz)	Reading (dBuV)	Detector	Corr. factor (dB/m)	Result (dBuV/m)	Limit (dBuV/m)	Ant.Pos (cm)	Tab.Pos (deg.)	Margin (dB)	Comment
	4880.000	37.33	peak	4.93	42.26	74.00	150	243	-31.74	
*	7323.000	33.03	peak	12.18	45.21	74.00	150	270	-28.79	



Radiated Emission Measurement

Operator: Kai

File :013

Data :#7

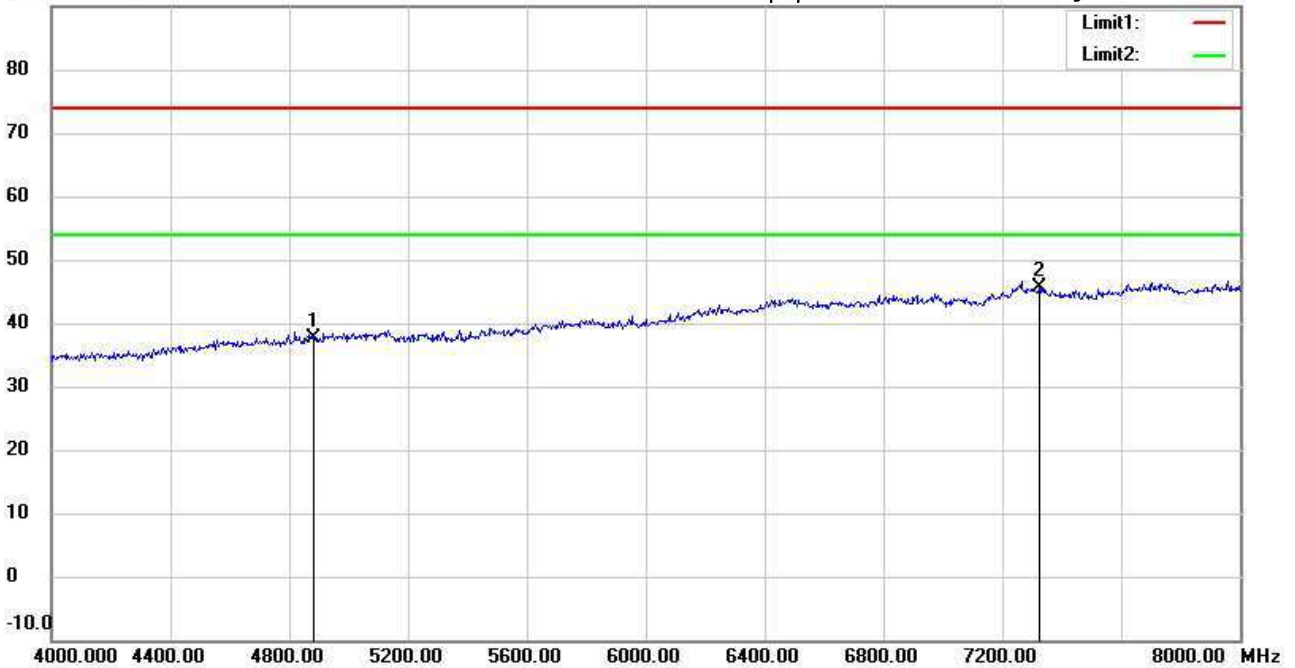
Date: 2024/12/5

Temperature: 23.2 °C

90.0 dBuV/m

Time: 下午 01:24:49

Humidity: 45.9 %



Site : 966A Chamber

Condition : FCC\_part 15 RE-Class C\_Above 1GHz\_PK

Polarization: *Vertical*

EUT : W6M22411-23948

Power : 5 Vd.c.

M/N:

Distance: 3m

Test Mode : TX 2441MHz

Note :

Mk.	Frequency (MHz)	Reading (dBuV)	Detector	Corr. factor (dB/m)	Result (dBuV/m)	Limit (dBuV/m)	Ant.Pos (cm)	Tab.Pos (deg.)	Margin (dB)	Comment
	4882.000	32.80	peak	4.94	37.74	74.00	150	358	-36.26	
*	7323.000	33.38	peak	12.18	45.56	74.00	150	360	-28.44	



Address: No.99, Sec.1, Balian Rd., Xizhi Dist., New Taipei City  
 Tel: +886-2-2646-1508  
 Fax: +886-2-2646-1533

Radiated Emission Measurement

Operator: Kai

File :013

Data :#3

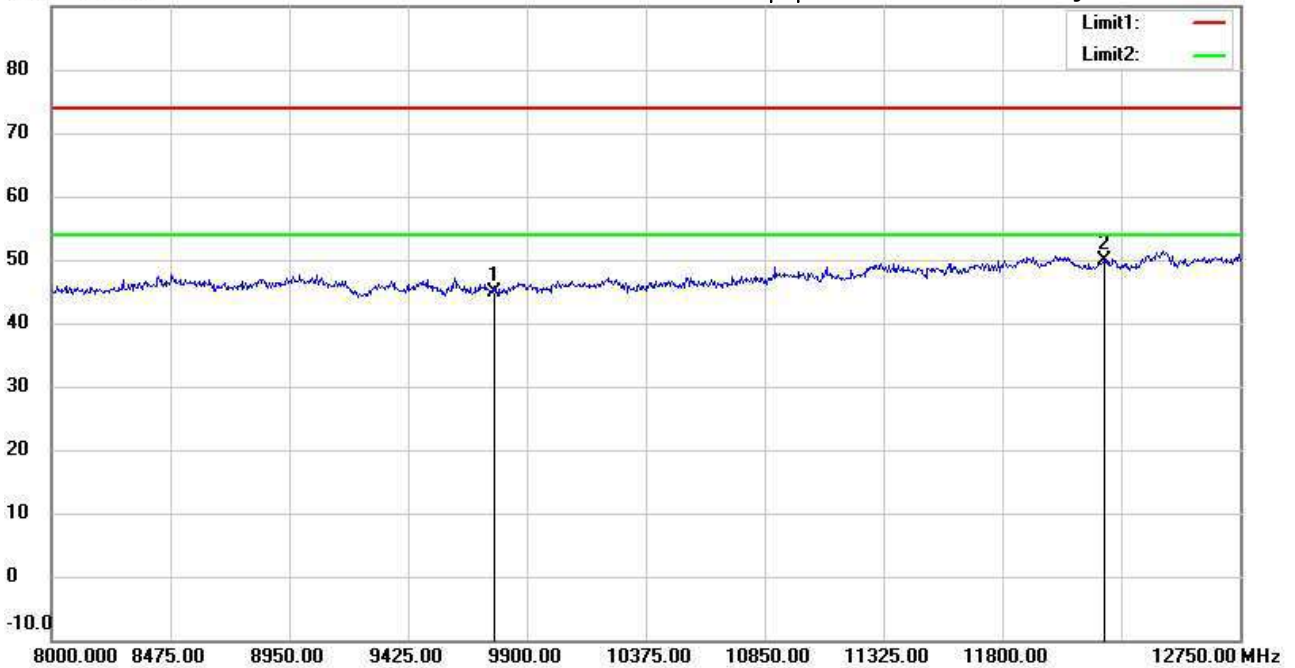
Date: 2024/12/5

Temperature: 23.2 °C

90.0 dBuV/m

Time: 下午 01:22:50

Humidity: 45.9 %



Site : 966A Chamber

Condition : FCC\_part 15 RE-Class C\_Above 1GHz\_PK

Polarization: *Horizontal*

EUT : W6M22411-23948

Power : 5 Vd.c.

M/N:

Distance: 3m

Test Mode : TX 2441MHz

Note :

Mk.	Frequency (MHz)	Reading (dBuV)	Detector	Corr. factor (dB/m)	Result (dBuV/m)	Limit (dBuV/m)	Ant.Pos (cm)	Tab.Pos (deg.)	Margin (dB)	Comment
	9764.000	31.60	peak	13.37	44.97	74.00	150	209	-29.03	
*	12205.000	32.80	peak	17.14	49.94	74.00	150	103	-24.06	

\*:Maximum data    x:Over limit    !:over margin



Radiated Emission Measurement

Operator: Kai

File :013

Data :#8

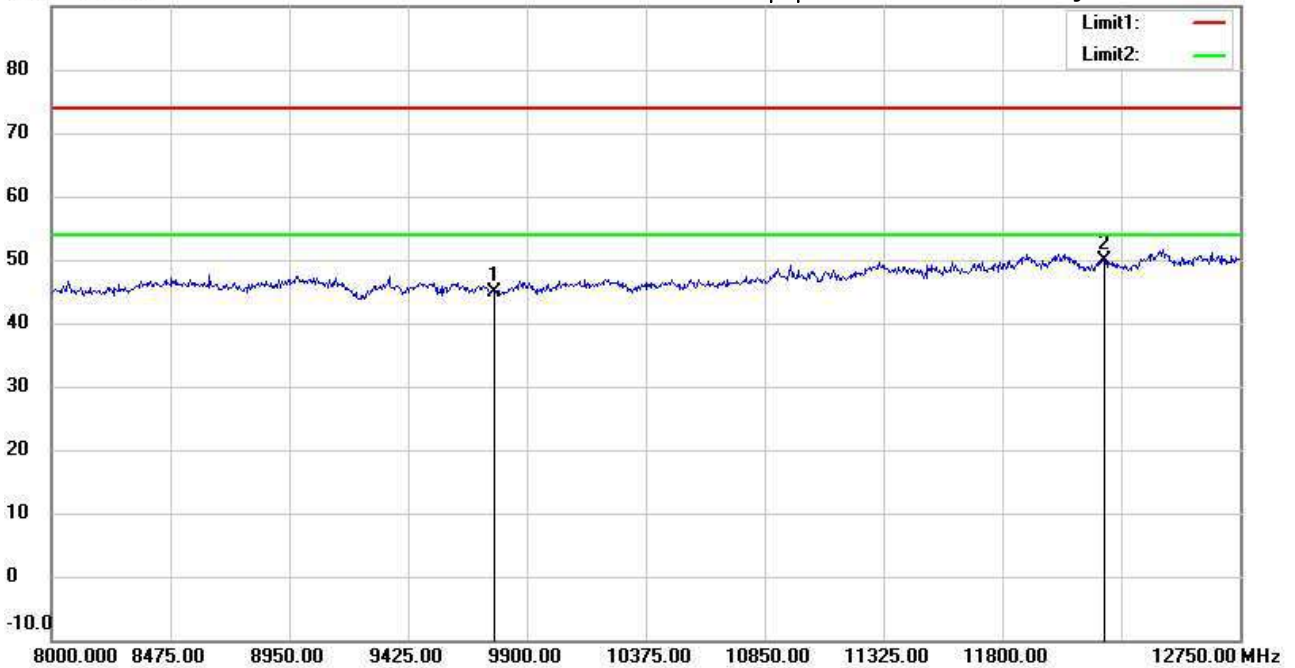
Date: 2024/12/5

Temperature: 23.2 °C

90.0 dBuV/m

Time: 下午 01:25:31

Humidity: 45.9 %



Site : 966A Chamber

Condition : FCC\_part 15 RE-Class C\_Above 1GHz\_PK

Polarization: **Vertical**

EUT : W6M22411-23948

Power : 5 Vd.c.

M/N:

Distance: 3m

Test Mode : TX 2441MHz

Note :

Mk.	Frequency (MHz)	Reading (dBuV)	Detector	Corr. factor (dB/m)	Result (dBuV/m)	Limit (dBuV/m)	Ant.Pos (cm)	Tab.Pos (deg.)	Margin (dB)	Comment
	9764.000	31.48	peak	13.37	44.85	74.00	150	342	-29.15	
*	12205.000	32.80	peak	17.14	49.94	74.00	150	208	-24.06	



Address: No.99, Sec.1, Balian Rd., Xizhi Dist., New Taipei City  
 Tel: +886-2-2646-1508  
 Fax: +886-2-2646-1533

Radiated Emission Measurement

Operator: Kai

File :013

Data :#4

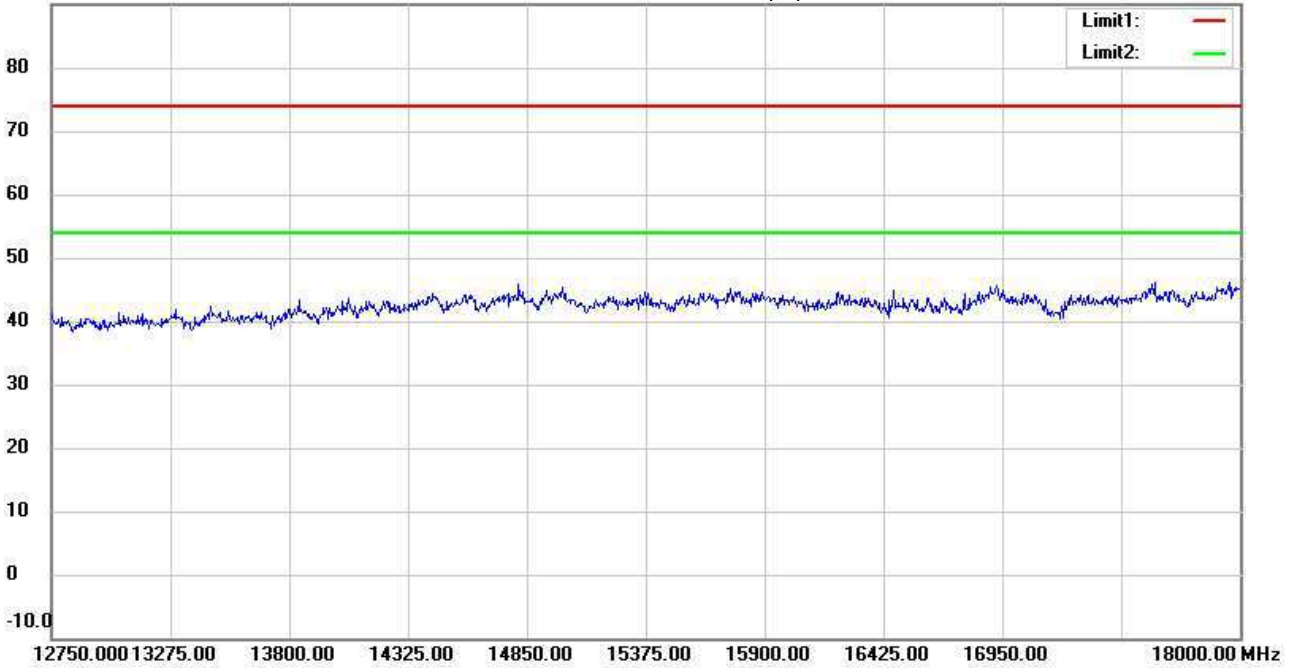
Date: 2024/12/5

Temperature: 23.2 °C

90.0 dBuV/m

Time: 下午 01:23:08

Humidity: 45.9 %



Site : 966A Chamber

Condition : FCC\_part 15 RE-Class C\_Above 1GHz\_PK

Polarization: *Horizontal*

EUT : W6M22411-23948

Power : 5 Vd.c.

M/N:

Distance: 3m

Test Mode : TX 2441MHz

Note :

Mk.	Frequency (MHz)	Reading (dBuV)	Detector	Corr. factor (dB/m)	Result (dBuV/m)	Limit (dBuV/m)	Ant.Pos (cm)	Tab.Pos (deg.)	Margin (dB)	Comment
-----	-----------------	----------------	----------	---------------------	-----------------	----------------	--------------	----------------	-------------	---------

\*:Maximum data    x:Over limit    !:over margin



Address: No.99, Sec.1, Balian Rd., Xizhi Dist., New Taipei City  
 Tel: +886-2-2646-1508  
 Fax: +886-2-2646-1533

Radiated Emission Measurement

Operator: Kai

File :013

Data :#9

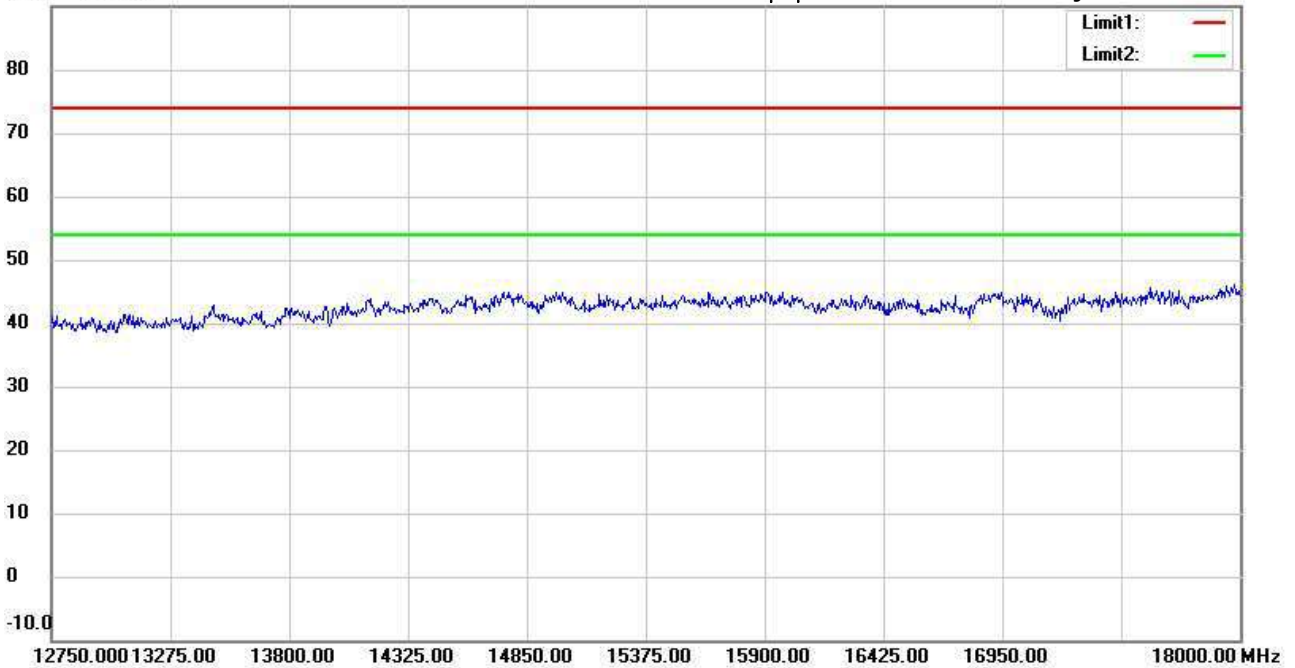
Date: 2024/12/5

Temperature: 23.2 °C

90.0 dBuV/m

Time: 下午 01:25:49

Humidity: 45.9 %



Site : 966A Chamber

Condition : FCC\_part 15 RE-Class C\_Above 1GHz\_PK

Polarization: *Vertical*

EUT : W6M22411-23948

Power : 5 Vd.c.

M/N:

Distance: 3m

Test Mode : TX 2441MHz

Note :

Mk.	Frequency (MHz)	Reading (dBuV)	Detector	Corr. factor (dB/m)	Result (dBuV/m)	Limit (dBuV/m)	Ant.Pos (cm)	Tab.Pos (deg.)	Margin (dB)	Comment
-----	-----------------	----------------	----------	---------------------	-----------------	----------------	--------------	----------------	-------------	---------

\*:Maximum data    x:Over limit    !:over margin



Address: No.99, Sec.1, Balian Rd., Xizhi Dist., New Taipei City  
 Tel: +886-2-2646-1508  
 Fax: +886-2-2646-1533

**Radiated Emission Measurement**

Operator: Kai

File :013

Data :#5

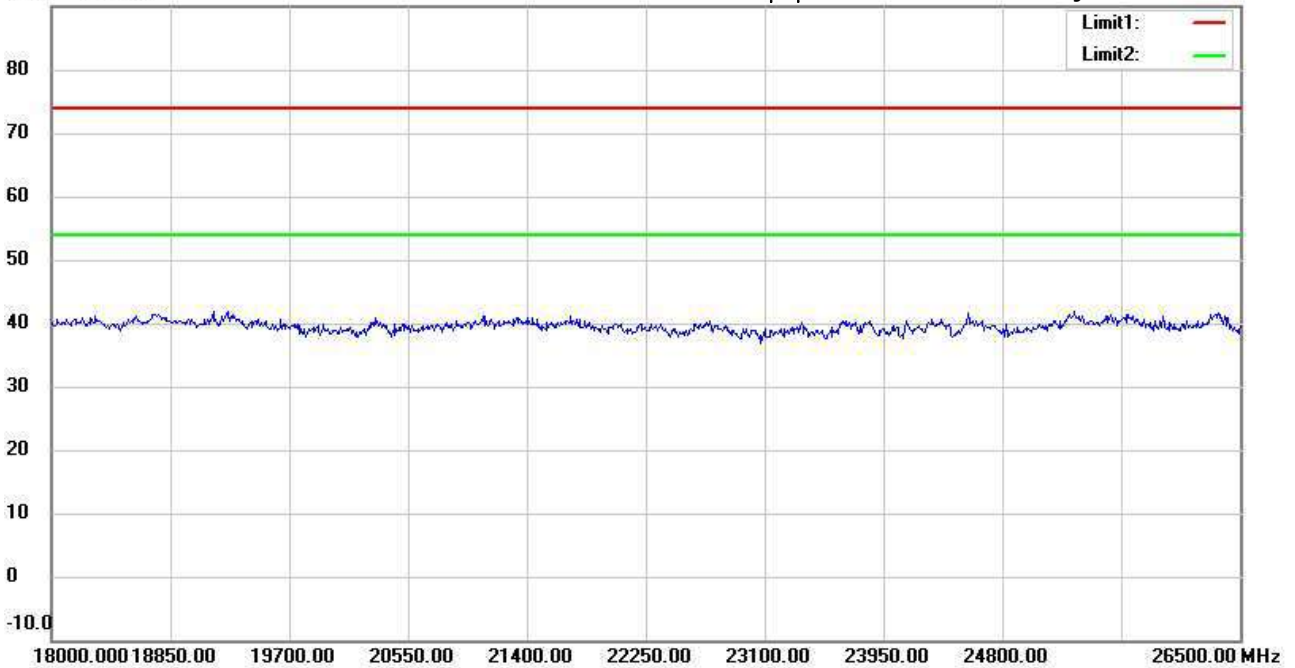
Date: 2024/12/5

Temperature: 23.2 °C

90.0 dBuV/m

Time: 下午 01:23:19

Humidity: 45.9 %



Site : 966A Chamber

Condition : FCC\_part 15 RE-Class C\_Above 1GHz\_PK

EUT : W6M22411-23948

M/N:

Test Mode : TX 2441MHz

Note :

Polarization: *Horizontal*

Power : 5 Vd.c.

Distance: 3m

Mk.	Frequency (MHz)	Reading (dBuV)	Detector	Corr. factor (dB/m)	Result (dBuV/m)	Limit (dBuV/m)	Ant.Pos (cm)	Tab.Pos (deg.)	Margin (dB)	Comment
-----	-----------------	----------------	----------	---------------------	-----------------	----------------	--------------	----------------	-------------	---------

\*:Maximum data    x:Over limit    !:over margin



Address: No.99, Sec.1, Balian Rd., Xizhi Dist., New Taipei City  
 Tel: +886-2-2646-1508  
 Fax: +886-2-2646-1533

**Radiated Emission Measurement**

Operator: Kai

File :013

Data :#10

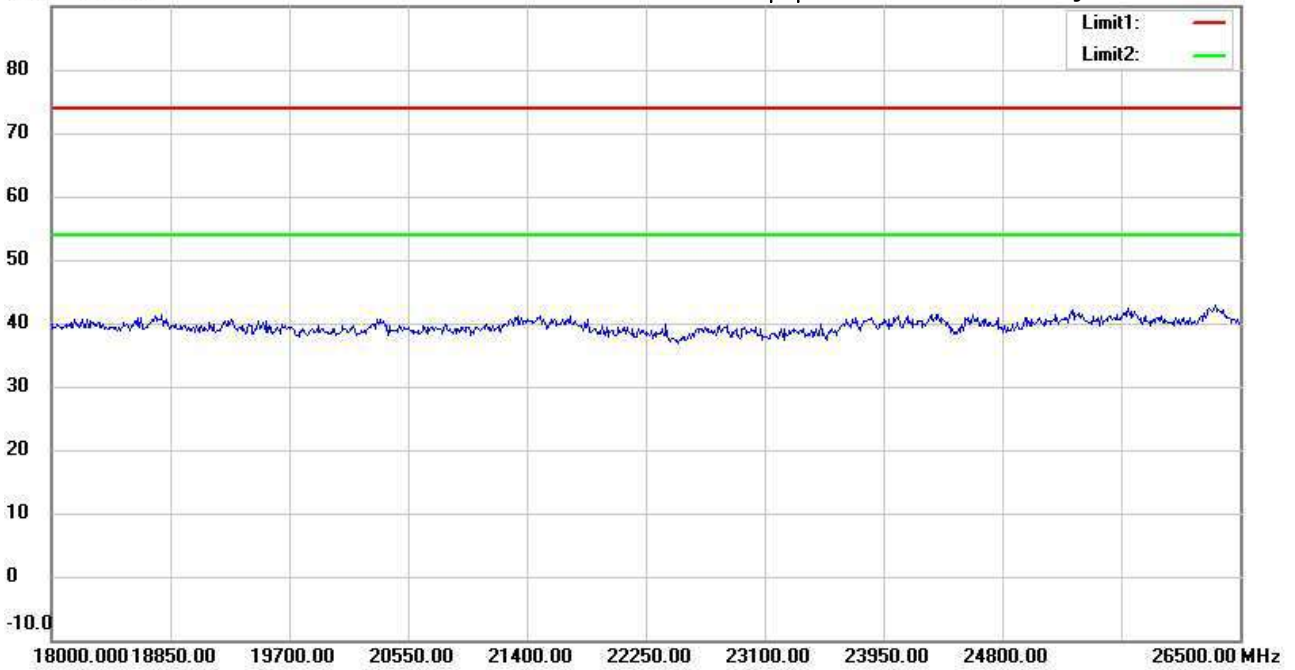
Date: 2024/12/5

Temperature: 23.2 °C

90.0 dBuV/m

Time: 下午 01:26:00

Humidity: 45.9 %



Site : 966A Chamber

Condition : FCC\_part 15 RE-Class C\_Above 1GHz\_PK

Polarization: *Vertical*

EUT : W6M22411-23948

Power : 5 Vd.c.

M/N:

Distance: 3m

Test Mode : TX 2441MHz

Note :

Mk.	Frequency (MHz)	Reading (dBuV)	Detector	Corr. factor (dB/m)	Result (dBuV/m)	Limit (dBuV/m)	Ant.Pos (cm)	Tab.Pos (deg.)	Margin (dB)	Comment
-----	-----------------	----------------	----------	---------------------	-----------------	----------------	--------------	----------------	-------------	---------

\*:Maximum data    x:Over limit    !:over margin





Address: No.99, Sec.1, Balian Rd., Xizhi Dist., New Taipei City  
 Tel: +886-2-2646-1508  
 Fax: +886-2-2646-1533

Radiated Emission Measurement

Operator: Kai

File :014

Data :#1

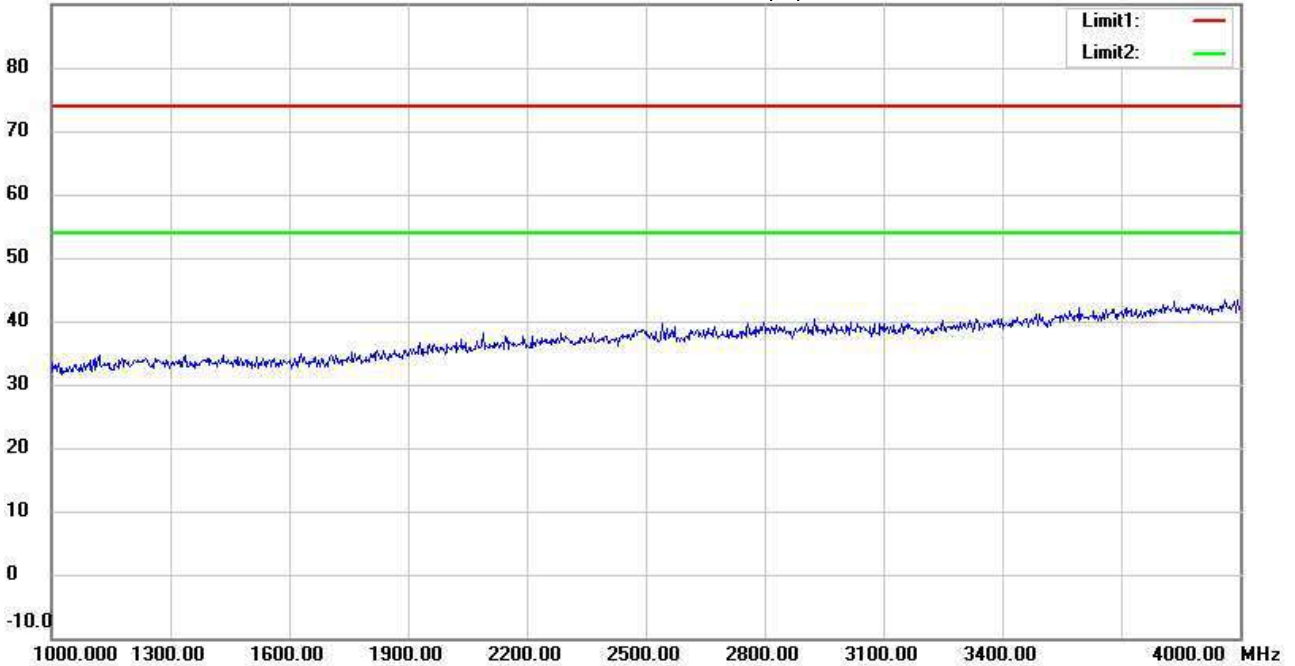
Date: 2024/12/5

Temperature: 23.2 °C

90.0 dBuV/m

Time: 下午 01:28:28

Humidity: 45.9 %



Site : 966A Chamber

Condition : FCC\_part 15 RE-Class C\_Above 1GHz\_PK

EUT : W6M22411-23948

M/N:

Test Mode : TX 2480MHz

Note :

Polarization: *Horizontal*

Power : 5 Vd.c.

Distance: 3m

Mk.	Frequency (MHz)	Reading (dBuV)	Detector	Corr. factor (dB/m)	Result (dBuV/m)	Limit (dBuV/m)	Ant.Pos (cm)	Tab.Pos (deg.)	Margin (dB)	Comment
-----	-----------------	----------------	----------	---------------------	-----------------	----------------	--------------	----------------	-------------	---------

\*:Maximum data    x:Over limit    !:over margin



Address: No.99, Sec.1, Balian Rd., Xizhi Dist., New Taipei City  
 Tel: +886-2-2646-1508  
 Fax: +886-2-2646-1533

**Radiated Emission Measurement**

Operator: Kai

File :014

Data :#6

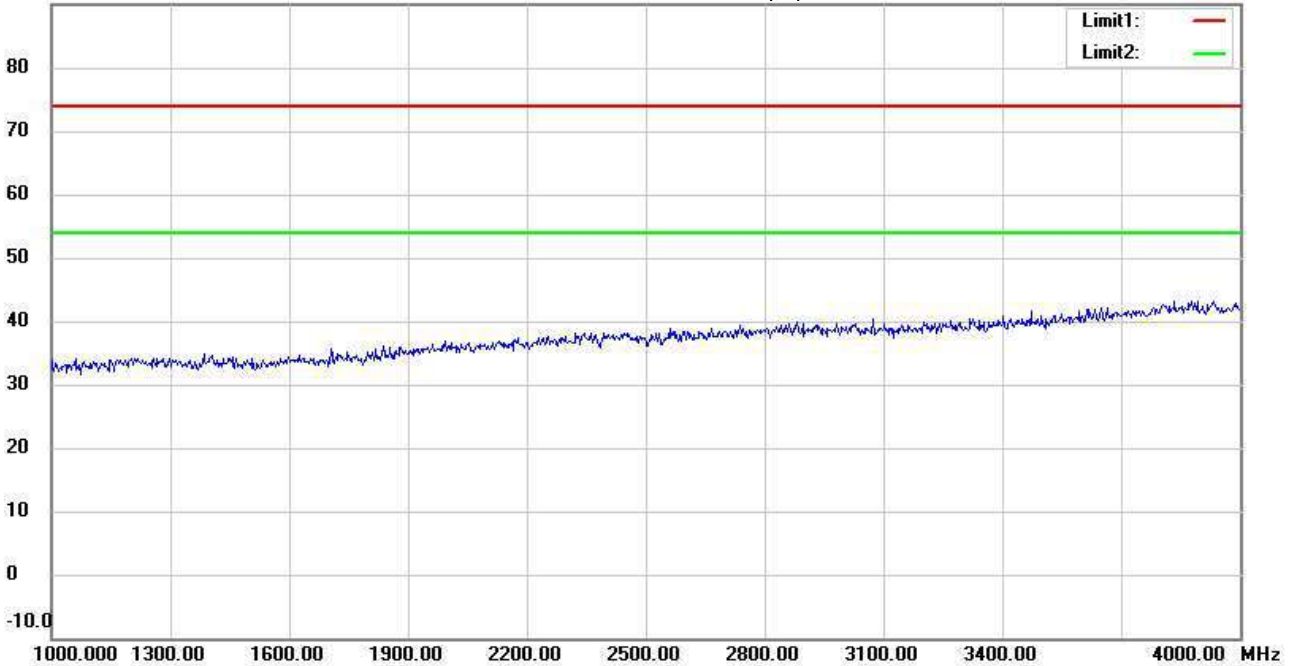
Date: 2024/12/5

Temperature: 23.2 °C

90.0 dBuV/m

Time: 下午 01:31:16

Humidity: 45.9 %



Site : 966A Chamber

Condition : FCC\_part 15 RE-Class C\_Above 1GHz\_PK

Polarization: *Vertical*

EUT : W6M22411-23948

Power : 5 Vd.c.

M/N:

Distance: 3m

Test Mode : TX 2480MHz

Note :

Mk.	Frequency (MHz)	Reading (dBuV)	Detector	Corr. factor (dB/m)	Result (dBuV/m)	Limit (dBuV/m)	Ant.Pos (cm)	Tab.Pos (deg.)	Margin (dB)	Comment
-----	-----------------	----------------	----------	---------------------	-----------------	----------------	--------------	----------------	-------------	---------

\*:Maximum data    x:Over limit    !:over margin



Radiated Emission Measurement

Operator: Kai

File :014

Data :#2

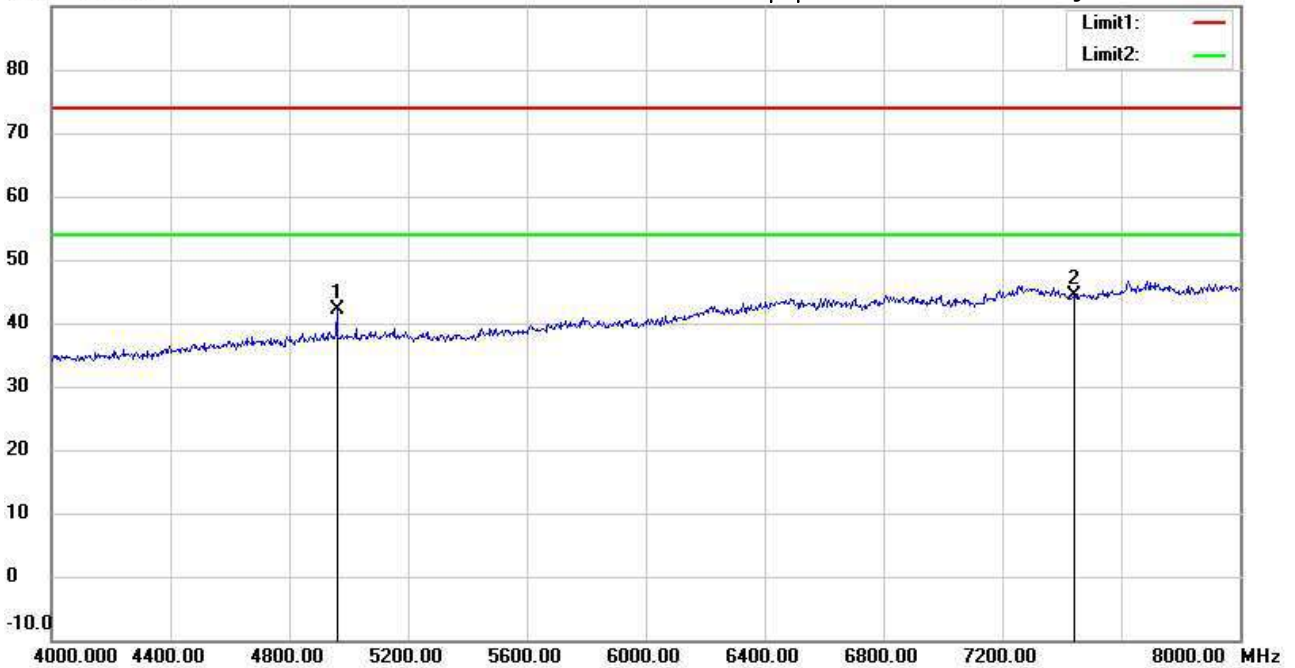
Date: 2024/12/5

Temperature: 23.2 °C

90.0 dBuV/m

Time: 下午 01:29:12

Humidity: 45.9 %



Site : 966A Chamber

Condition : FCC\_part 15 RE-Class C\_Above 1GHz\_PK

Polarization: **Horizontal**

EUT : W6M22411-23948

Power : 5 Vd.c.

M/N:

Distance: 3m

Test Mode : TX 2480MHz

Note :

Mk.	Frequency (MHz)	Reading (dBuV)	Detector	Corr. factor (dB/m)	Result (dBuV/m)	Limit (dBuV/m)	Ant.Pos (cm)	Tab.Pos (deg.)	Margin (dB)	Comment
	4960.000	36.81	peak	5.27	42.08	74.00	150	355	-31.92	
*	7440.000	32.26	peak	12.16	44.42	74.00	150	94	-29.58	



Radiated Emission Measurement

Operator: Kai

File :014

Data :#7

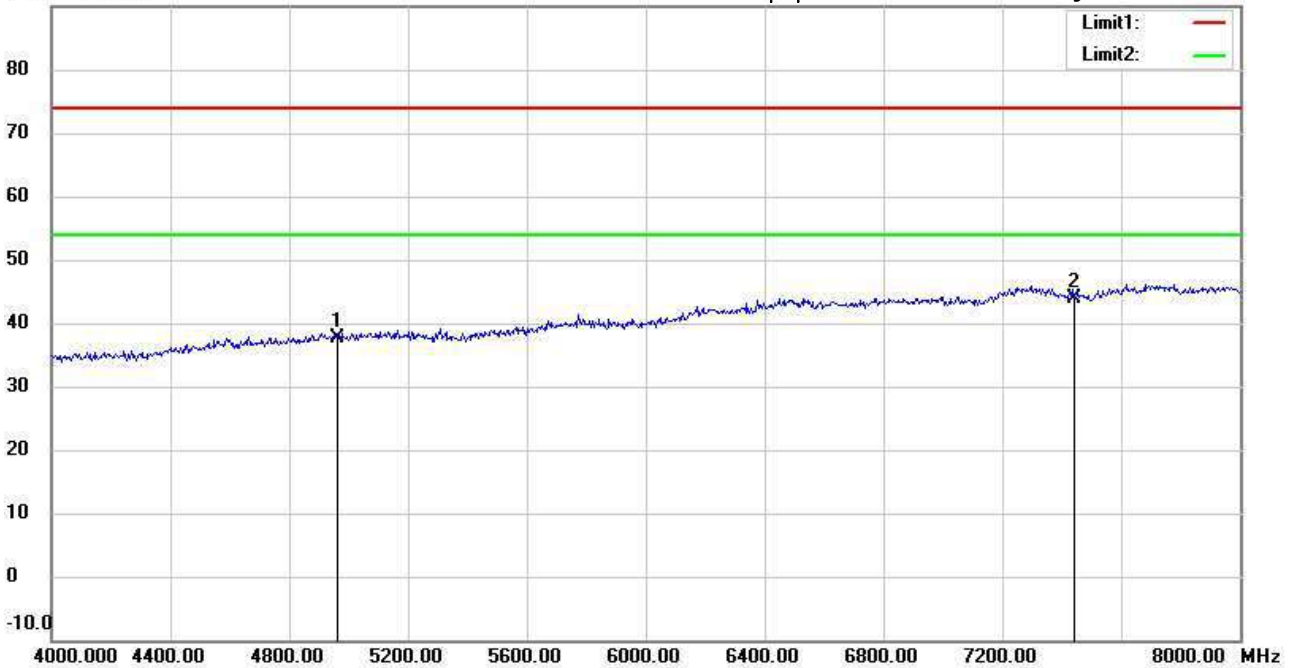
Date: 2024/12/5

Temperature: 23.2 °C

90.0 dBuV/m

Time: 下午 01:32:01

Humidity: 45.9 %



Site : 966A Chamber

Condition : FCC\_part 15 RE-Class C\_Above 1GHz\_PK

Polarization: **Vertical**

EUT : W6M22411-23948

Power : 5 Vd.c.

M/N:

Distance: 3m

Test Mode : TX 2480MHz

Note :

Mk.	Frequency (MHz)	Reading (dBuV)	Detector	Corr. factor (dB/m)	Result (dBuV/m)	Limit (dBuV/m)	Ant.Pos (cm)	Tab.Pos (deg.)	Margin (dB)	Comment
	4960.000	32.39	peak	5.27	37.66	74.00	150	181	-36.34	
*	7440.000	31.82	peak	12.16	43.98	74.00	150	185	-30.02	



Radiated Emission Measurement

Operator: Kai

File :014

Data :#3

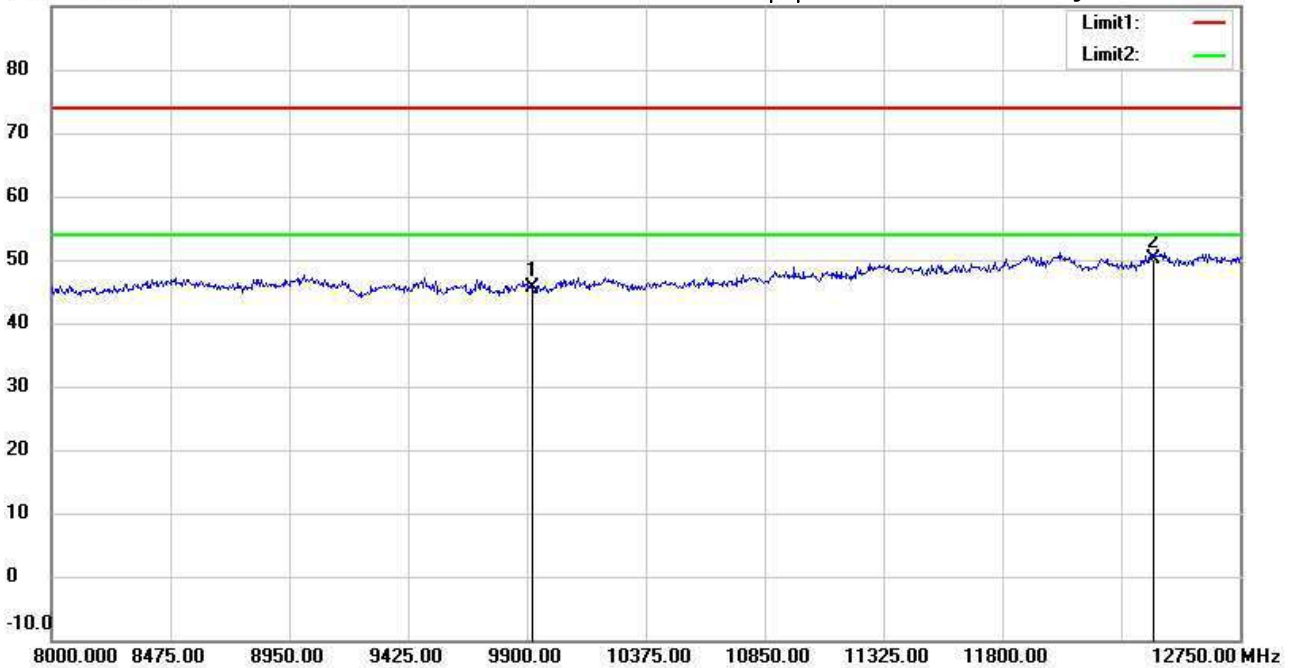
Date: 2024/12/5

Temperature: 23.2 °C

90.0 dBuV/m

Time: 下午 01:30:02

Humidity: 45.9 %



Site : 966A Chamber

Condition : FCC\_part 15 RE-Class C\_Above 1GHz\_PK

Polarization: *Horizontal*

EUT : W6M22411-23948

Power : 5 Vd.c.

M/N:

Distance: 3m

Test Mode : TX 2480MHz

Note :

Mk.	Frequency (MHz)	Reading (dBuV)	Detector	Corr. factor (dB/m)	Result (dBuV/m)	Limit (dBuV/m)	Ant.Pos (cm)	Tab.Pos (deg.)	Margin (dB)	Comment
	9920.000	32.09	peak	13.53	45.62	74.00	150	258	-28.38	
*	12400.000	32.55	peak	17.62	50.17	74.00	150	17	-23.83	



Radiated Emission Measurement

Operator: Kai

File :014

Data :#8

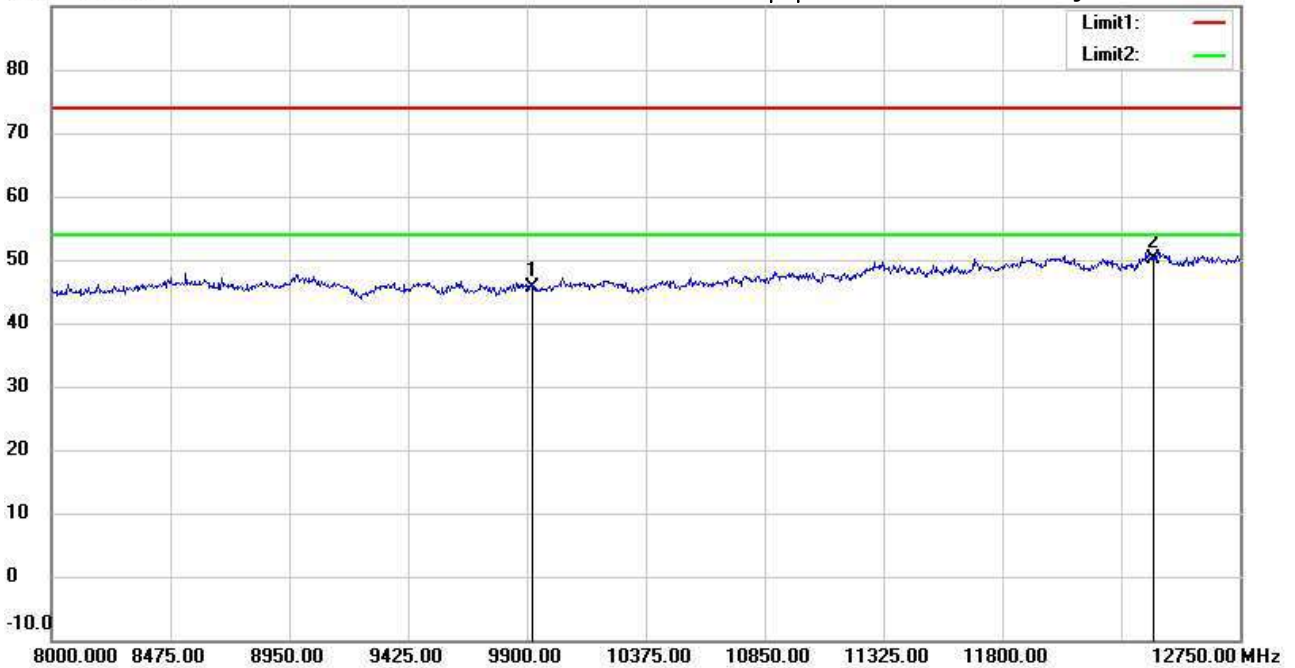
Date: 2024/12/5

Temperature: 23.2 °C

90.0 dBuV/m

Time: 下午 01:32:43

Humidity: 45.9 %



Site : 966A Chamber

Condition : FCC\_part 15 RE-Class C\_Above 1GHz\_PK

Polarization: *Vertical*

EUT : W6M22411-23948

Power : 5 Vd.c.

M/N:

Distance: 3m

Test Mode : TX 2480MHz

Note :

Mk.	Frequency (MHz)	Reading (dBuV)	Detector	Corr. factor (dB/m)	Result (dBuV/m)	Limit (dBuV/m)	Ant.Pos (cm)	Tab.Pos (deg.)	Margin (dB)	Comment
	9920.000	32.13	peak	13.53	45.66	74.00	150	88	-28.34	
*	12400.000	32.51	peak	17.62	50.13	74.00	150	48	-23.87	



Address: No.99, Sec.1, Balian Rd., Xizhi Dist., New Taipei City  
 Tel: +886-2-2646-1508  
 Fax: +886-2-2646-1533

**Radiated Emission Measurement**

Operator: Kai

File :014

Data :#4

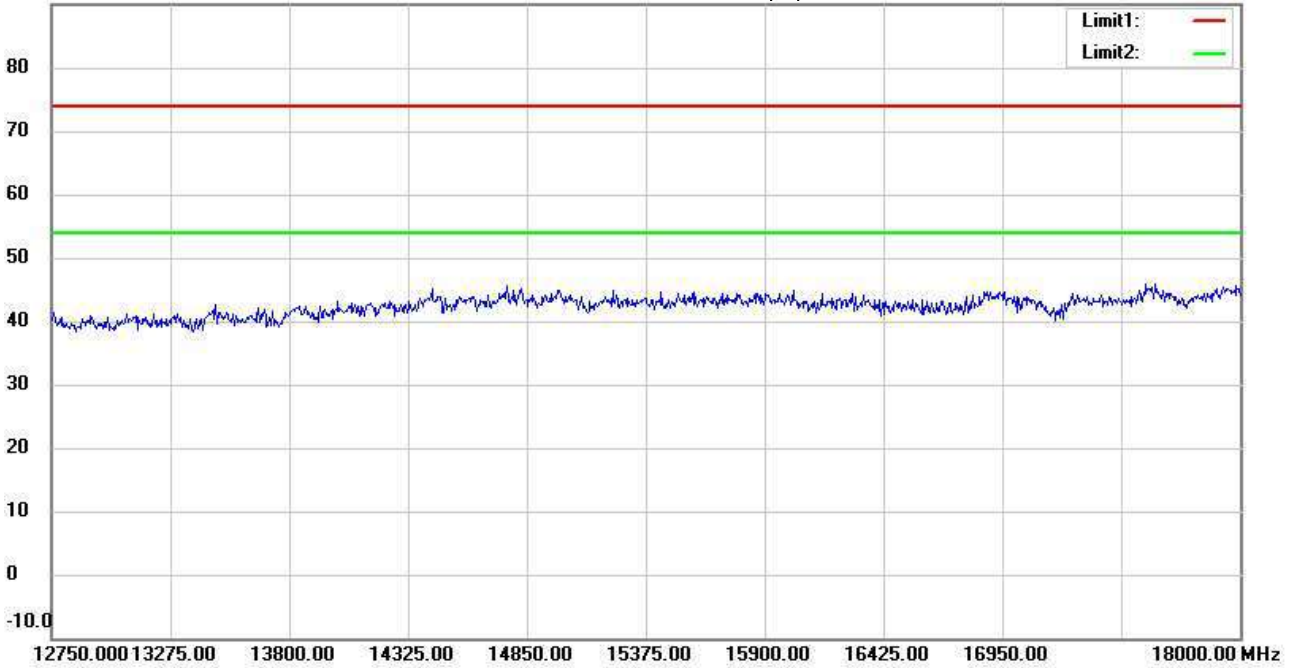
Date: 2024/12/5

Temperature: 23.2 °C

90.0 dBuV/m

Time: 下午 01:30:19

Humidity: 45.9 %



Site : 966A Chamber

Condition : FCC\_part 15 RE-Class C\_Above 1GHz\_PK

Polarization: *Horizontal*

EUT : W6M22411-23948

Power : 5 Vd.c.

M/N:

Distance: 3m

Test Mode : TX 2480MHz

Note :

Mk.	Frequency (MHz)	Reading (dBuV)	Detector	Corr. factor (dB/m)	Result (dBuV/m)	Limit (dBuV/m)	Ant.Pos (cm)	Tab.Pos (deg.)	Margin (dB)	Comment
-----	-----------------	----------------	----------	---------------------	-----------------	----------------	--------------	----------------	-------------	---------

\*:Maximum data    x:Over limit    !:over margin



Address: No.99, Sec.1, Balian Rd., Xizhi Dist., New Taipei City  
 Tel: +886-2-2646-1508  
 Fax: +886-2-2646-1533

Radiated Emission Measurement

Operator: Kai

File :014

Data :#9

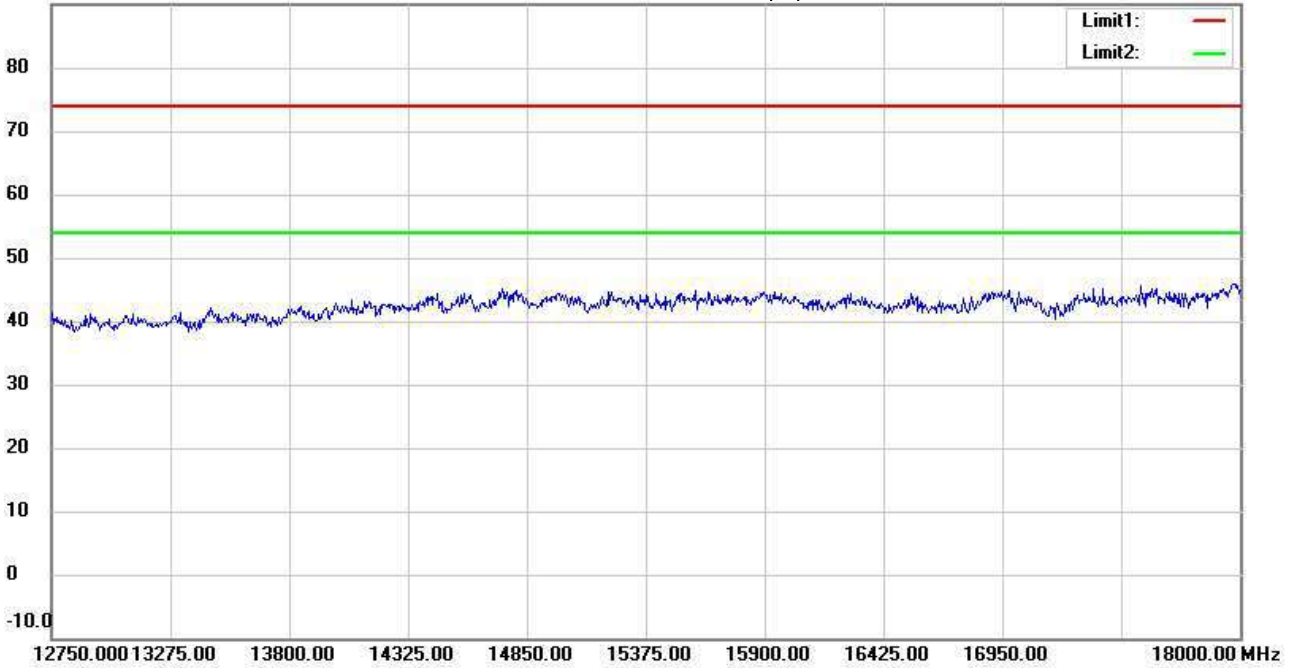
Date: 2024/12/5

Temperature: 23.2 °C

90.0 dBuV/m

Time: 下午 01:33:00

Humidity: 45.9 %



Site : 966A Chamber

Condition : FCC\_part 15 RE-Class C\_Above 1GHz\_PK

Polarization: *Vertical*

EUT : W6M22411-23948

Power : 5 Vd.c.

M/N:

Distance: 3m

Test Mode : TX 2480MHz

Note :

Mk.	Frequency (MHz)	Reading (dBuV)	Detector	Corr. factor (dB/m)	Result (dBuV/m)	Limit (dBuV/m)	Ant.Pos (cm)	Tab.Pos (deg.)	Margin (dB)	Comment
-----	-----------------	----------------	----------	---------------------	-----------------	----------------	--------------	----------------	-------------	---------

\*:Maximum data    x:Over limit    !:over margin





Address: No.99, Sec.1, Balian Rd., Xizhi Dist., New Taipei City  
 Tel: +886-2-2646-1508  
 Fax: +886-2-2646-1533

**Radiated Emission Measurement**

Operator: Kai

File :014

Data :#5

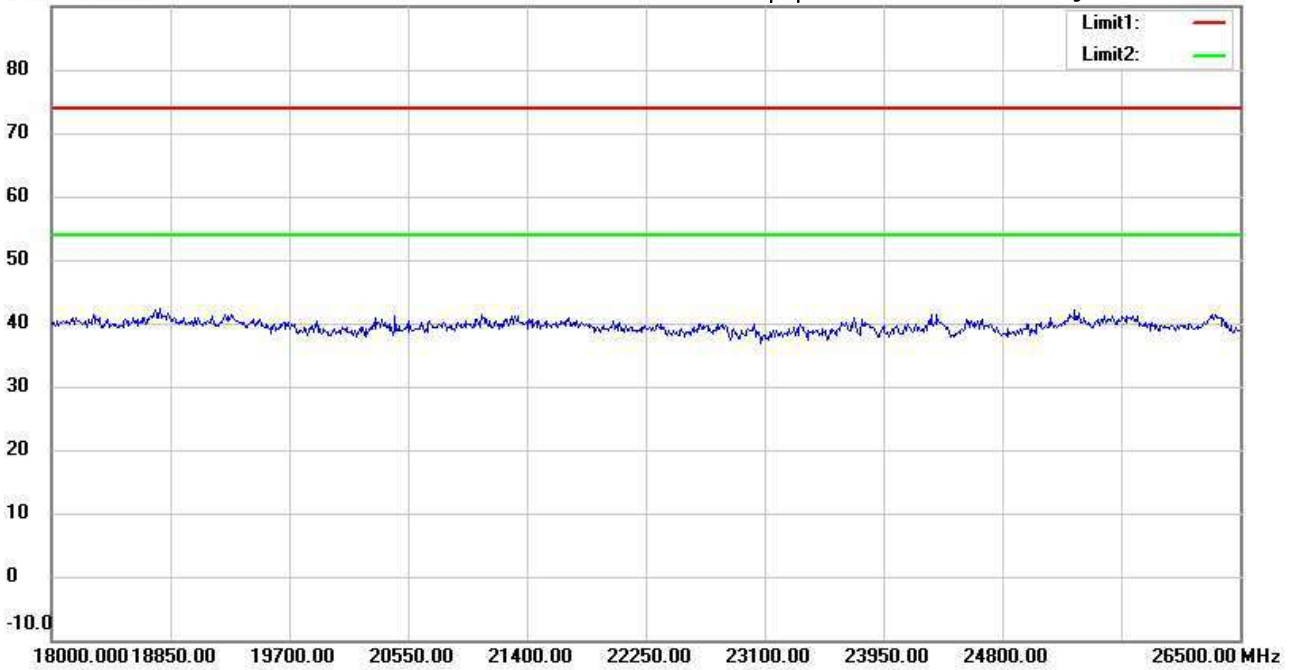
Date: 2024/12/5

Temperature: 23.2 °C

90.0 dBuV/m

Time: 下午 01:30:30

Humidity: 45.9 %



Site : 966A Chamber

Condition : FCC\_part 15 RE-Class C\_Above 1GHz\_PK

EUT : W6M22411-23948

M/N:

Test Mode : TX 2480MHz

Note :

Polarization: *Horizontal*

Power : 5 Vd.c.

Distance: 3m

Mk.	Frequency (MHz)	Reading (dBuV)	Detector	Corr. factor (dB/m)	Result (dBuV/m)	Limit (dBuV/m)	Ant.Pos (cm)	Tab.Pos (deg.)	Margin (dB)	Comment
-----	-----------------	----------------	----------	---------------------	-----------------	----------------	--------------	----------------	-------------	---------

\*:Maximum data    x:Over limit    !:over margin



Address: No.99, Sec.1, Balian Rd., Xizhi Dist., New Taipei City  
 Tel: +886-2-2646-1508  
 Fax: +886-2-2646-1533

Radiated Emission Measurement

Operator: Kai

File :014

Data :#10

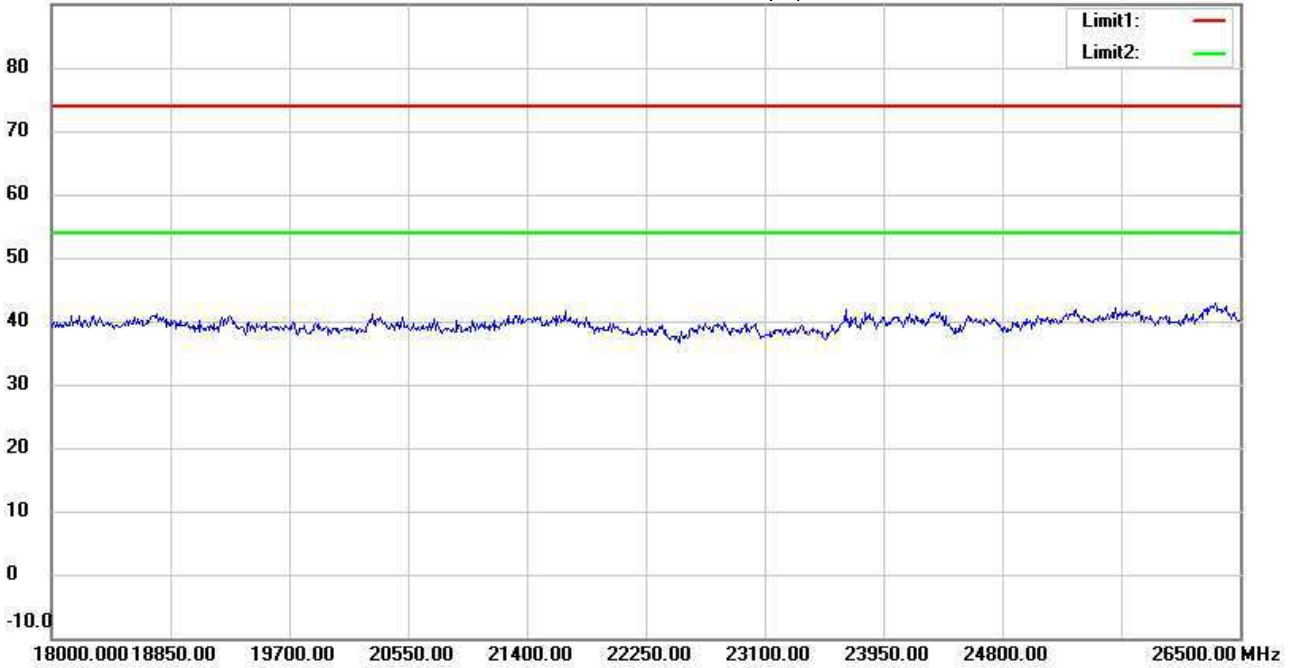
Date: 2024/12/5

Temperature: 23.2 °C

90.0 dBuV/m

Time: 下午 01:33:11

Humidity: 45.9 %



Site : 966A Chamber

Condition : FCC\_part 15 RE-Class C\_Above 1GHz\_PK

Polarization: *Vertical*

EUT : W6M22411-23948

Power : 5 Vd.c.

M/N:

Distance: 3m

Test Mode : TX 2480MHz

Note :

Mk.	Frequency (MHz)	Reading (dBuV)	Detector	Corr. factor (dB/m)	Result (dBuV/m)	Limit (dBuV/m)	Ant.Pos (cm)	Tab.Pos (deg.)	Margin (dB)	Comment
-----	-----------------	----------------	----------	---------------------	-----------------	----------------	--------------	----------------	-------------	---------

\*:Maximum data    x:Over limit    !:over margin



Radiated Emission Measurement

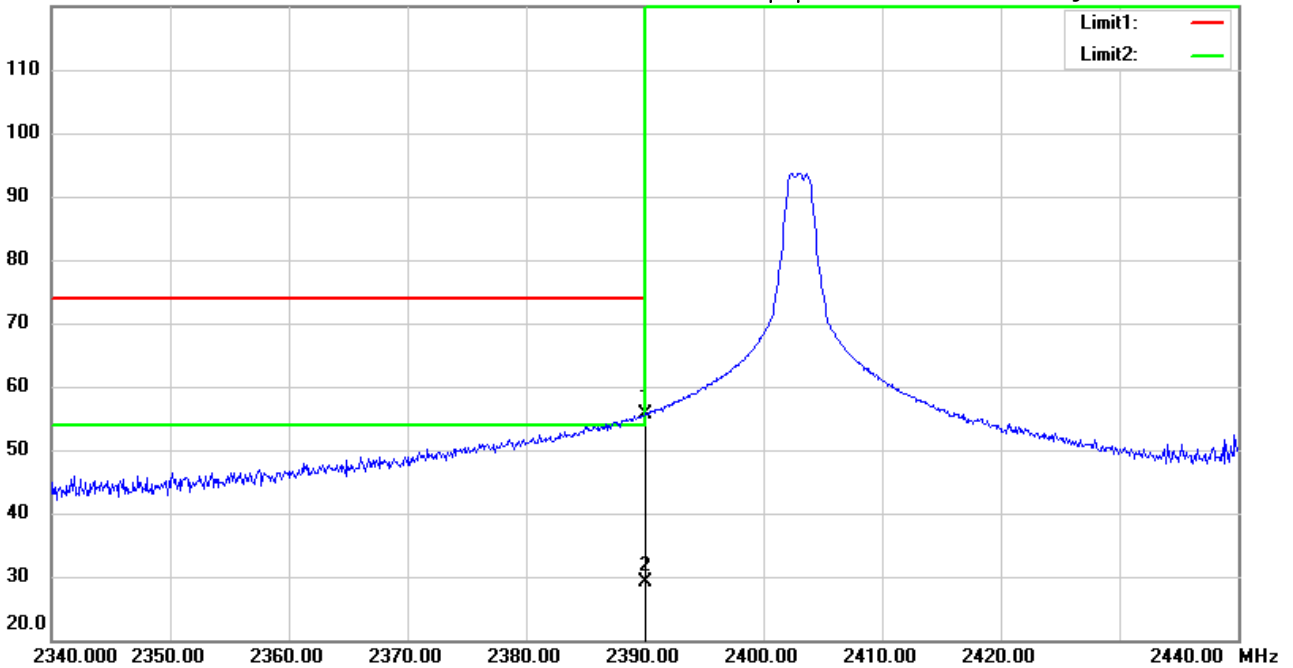
Operator: Kai

File : Bandedge  
 120.0 dBuV/m

Data : #1

Date: 2024/12/5  
 Time: 下午 01:52:53

Temperature: 23.2 °C  
 Humidity: 45.9 %



Site : 966A Chamber

Condition : FCC 15.247 PK (Bandedge)

EUT : W6M22411-23948

M/N:

Test Mode : TX 2403MHz

Note :

Polarization: *Horizontal*

Power : 5 Vd.c.

Distance: 3m

Mk.	Frequency (MHz)	Reading (dBuV)	Detector	Corr. factor (dB/m)	Result (dBuV/m)	Limit (dBuV/m)	Ant.Pos (cm)	Tab.Pos (deg.)	Margin (dB)	Comment
*	2390.000	60.13	peak	-4.45	55.68	74.00	150	201	-18.32	
	2390.000	33.56	AVG	-4.45	29.11	54.00	150	201	-24.89	



Radiated Emission Measurement

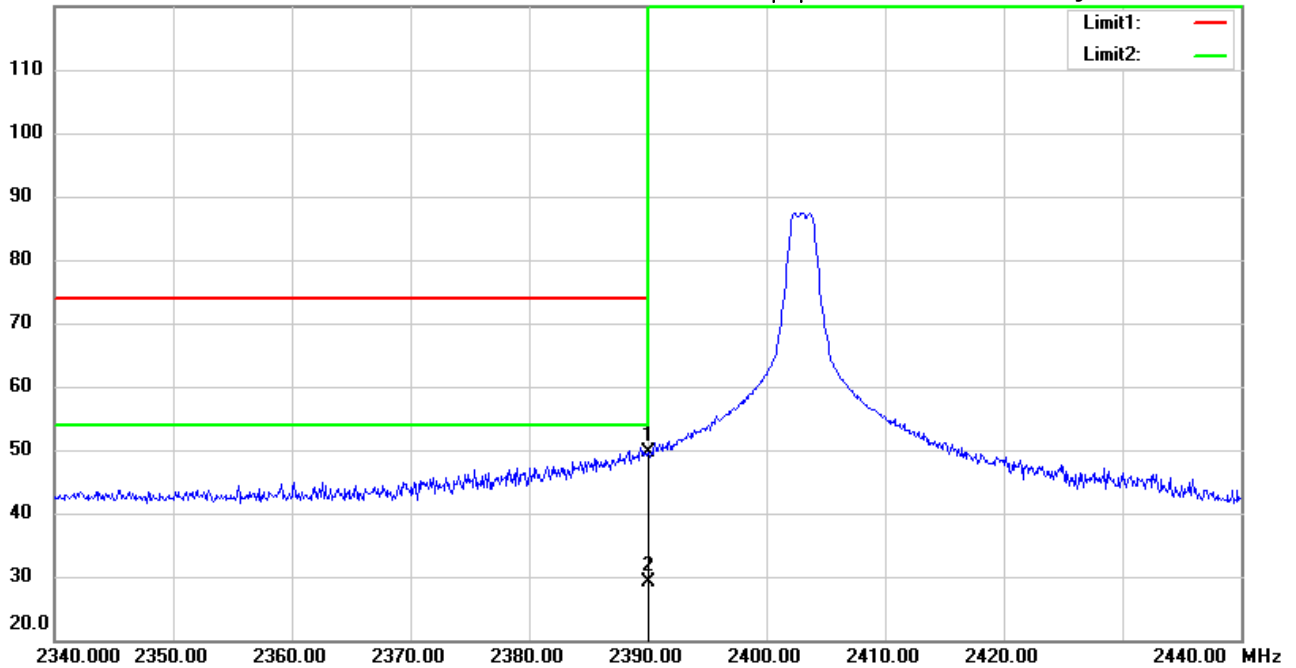
Operator: Kai

File : Bandedge  
 120.0 dBuV/m

Data : #2

Date: 2024/12/5  
 Time: 下午 01:56:39

Temperature: 23.2 °C  
 Humidity: 45.9 %



Site : 966A Chamber

Condition : FCC 15.247 PK (Bandedge)

EUT : W6M22411-23948

M/N:

Test Mode : TX 2403MHz

Note :

Polarization: *Vertical*

Power : 5 Vd.c.

Distance: 3m

Mk.	Frequency (MHz)	Reading (dBuV)	Detector	Corr. factor (dB/m)	Result (dBuV/m)	Limit (dBuV/m)	Ant.Pos (cm)	Tab.Pos (deg.)	Margin (dB)	Comment
*	2390.000	54.13	peak	-4.45	49.68	74.00	150	153	-24.32	
	2390.000	33.55	AVG	-4.45	29.10	54.00	150	153	-24.90	



Radiated Emission Measurement

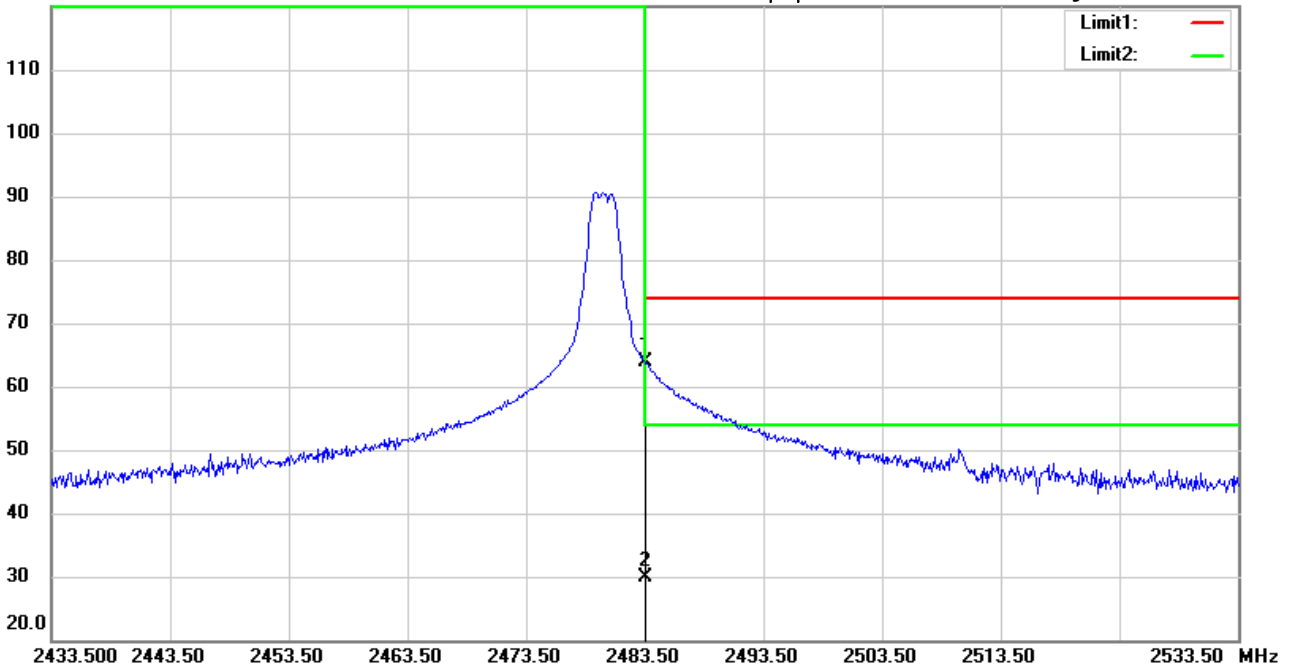
Operator: Kai

File : Bandedge  
 120.0 dBuV/m

Data : #1

Date: 2024/12/5  
 Time: 下午 01:37:22

Temperature: 23.2 °C  
 Humidity: 45.9 %



Site : 966A Chamber

Condition : FCC 15.247 PK (Bandedge)

EUT : W6M22411-23948

M/N:

Test Mode : TX 2480MHz

Note :

Polarization: *Horizontal*

Power : 5 Vd.c.

Distance: 3m

Mk.	Frequency (MHz)	Reading (dBuV)	Detector	Corr. factor (dB/m)	Result (dBuV/m)	Limit (dBuV/m)	Ant.Pos (cm)	Tab.Pos (deg.)	Margin (dB)	Comment
*	2483.500	68.16	peak	-4.30	63.86	74.00	150	201	-10.14	
	2483.500	34.06	AVG	-4.30	29.76	54.00	150	201	-24.24	



Radiated Emission Measurement

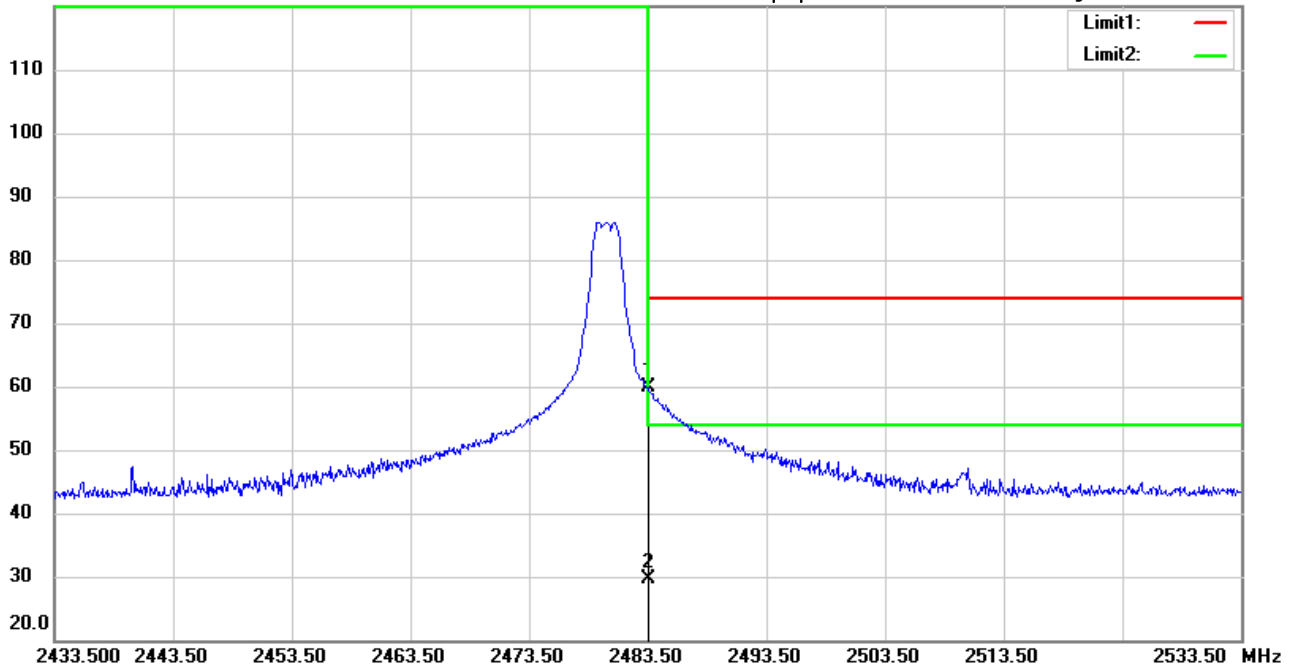
Operator: Kai

File : Bandedge  
 120.0 dBuV/m

Data : #2

Date: 2024/12/5  
 Time: 下午 01:41:25

Temperature: 23.2 °C  
 Humidity: 45.9 %



Site : 966A Chamber

Condition : FCC 15.247 PK (Bandedge)

EUT : W6M22411-23948

M/N:

Test Mode : TX 2480MHz

Note :

Polarization: *Vertical*

Power : 5 Vd.c.

Distance: 3m

Mk.	Frequency (MHz)	Reading (dBuV)	Detector	Corr. factor (dB/m)	Result (dBuV/m)	Limit (dBuV/m)	Ant.Pos (cm)	Tab.Pos (deg.)	Margin (dB)	Comment
*	2483.500	64.14	peak	-4.30	59.84	74.00	150	218	-14.16	
	2483.500	34.01	AVG	-4.30	29.71	54.00	150	218	-24.29	