

1 Annex C – Internal pictures of EUT

1.1 List of Pictures

Picture 1: Front view of assembled EUT (blue button version)	2
Picture 2: Rear view of assembled EUT	3
Picture 3: Front view of disassembled EUT (blue button version)	4
Picture 4: Rear view of disassembled EUT.....	4
Picture 5: Front view of printed main board of EUT	5
Picture 6: Rear view of printed main board of EUT.....	5
Picture 7: Front view of keyboard (red button version) with RFID antenna foil	6
Picture 8: Rear view of keyboard (red button version) with RFID antenna foil.....	6



EMV **TESTHAUS** GmbH
Gustav-Hertz-Straße 35
94315 Straubing
Germany
Revision: 1.7

Tyco Fire Protection Products TOTAL WALTHER GmbH
Task Manager Station with RFID reader for EZCare
Nurse Call Systems
5009-9103

140206-AU01+W02
Annex C


Page 1 of 6




Picture 1: Front view of assembled EUT (blue button version)




Picture 2: Rear view of assembled EUT



Picture 3: Front view of disassembled EUT (blue button version)



Picture 4: Rear view of disassembled EUT




Picture 5: Front view of printed main board of EUT



Picture 6: Rear view of printed main board of EUT



Picture 7: Front view of keyboard (red button version) with RFID antenna foil



Picture 8: Rear view of keyboard (red button version) with RFID antenna foil