

Plot 1#: GSM 850_ Head Flat _Mid**DUT: smartphones; Type: M7L; Serial: RSZ201123008-SA-S1**

Communication System: Generic GSM; Frequency: 836.6 MHz; Duty Cycle: 1:8

Medium parameters used: $f = 836.6$ MHz; $\sigma = 0.908$ S/m; $\epsilon_r = 41.549$; $\rho = 1000$ kg/m³

Phantom section: Flat Section

DASY5 Configuration:

- Probe: EX3DV4 - SN7329; ConvF(10.13, 10.13, 10.13)1 @ 836.6 MHz; Calibrated: 2020/11/30
- Sensor-Surface: 1.4mm (Mechanical Surface Detection)
- Electronics: DAE4 Sn772; Calibrated: 2020/11/23
- Phantom: SAM (30deg probe tilt) with CRP v5.0_20150321; Type: QD000P40CD; Serial: TP:1874
- Measurement SW: DASY52, Version 52.10 (2); SEMCAD X Version 14.6.12 (7470)

Area Scan (91x71x1): Interpolated grid: dx=1.500 mm, dy=1.500 mm

Maximum value of SAR (interpolated) = 0.110 W/kg

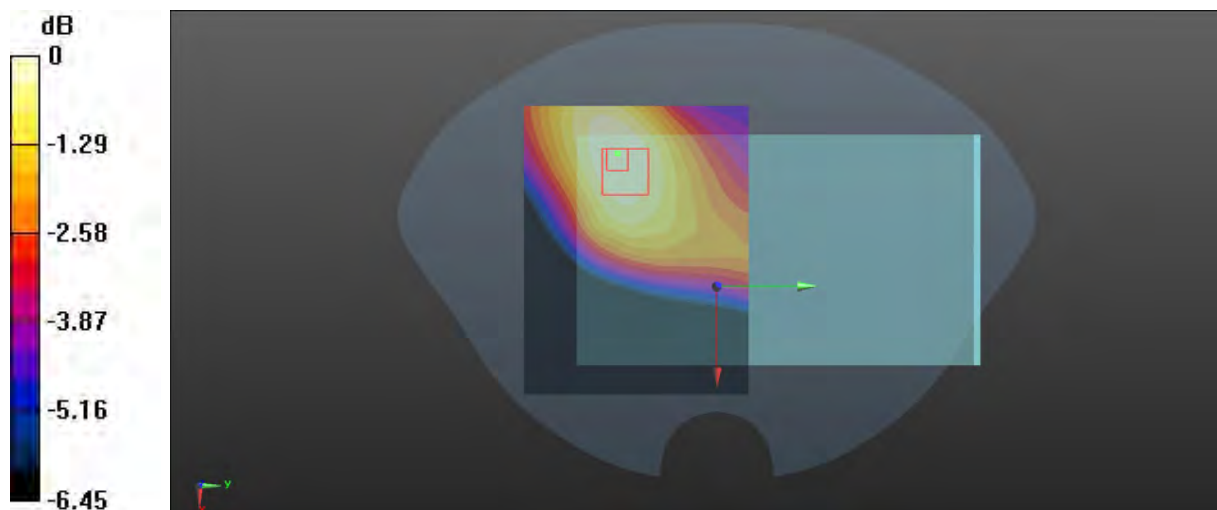
Zoom Scan (6x6x7)/Cube 0: Measurement grid: dx=8mm, dy=8mm, dz=5mm

Reference Value = 8.019 V/m; Power Drift = 0.02 dB

Peak SAR (extrapolated) = 0.119 W/kg

SAR(1 g) = 0.089 W/kg; SAR(10 g) = 0.066 W/kg

Maximum value of SAR (measured) = 0.109 W/kg



0 dB = 0.109 W/kg = -9.63 dBW/kg

Plot 2#: GSM 850_Body Worn Back_Mid**DUT: smartphones; Type: M7L; Serial: RSZ201123008-SA-S1**

Communication System: Generic GSM; Frequency: 836.6 MHz; Duty Cycle: 1:8

Medium parameters used: $f = 836.6$ MHz; $\sigma = 0.908$ S/m; $\epsilon_r = 41.549$; $\rho = 1000$ kg/m³

Phantom section: Flat Section

DASY5 Configuration:

- Probe: EX3DV4 - SN7329; ConvF(10.13, 10.13, 10.13)1 @ 836.6 MHz; Calibrated: 2020/11/30
- Sensor-Surface: 1.4mm (Mechanical Surface Detection)
- Electronics: DAE4 Sn772; Calibrated: 2020/11/23
- Phantom: SAM (30deg probe tilt) with CRP v5.0_20150321; Type: QD000P40CD; Serial: TP:1874
- Measurement SW: DASY52, Version 52.10 (2); SEMCAD X Version 14.6.12 (7470)

Area Scan (91x71x1): Interpolated grid: dx=1.500 mm, dy=1.500 mm

Maximum value of SAR (interpolated) = 0.212 W/kg

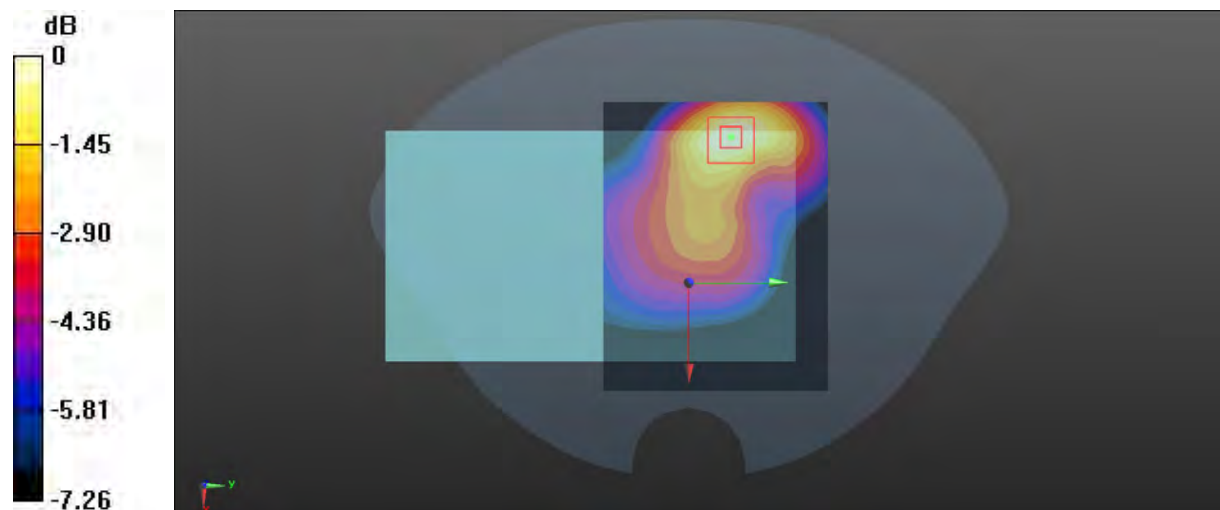
Zoom Scan (7x6x7)/Cube 0: Measurement grid: dx=8mm, dy=8mm, dz=5mm

Reference Value = 10.59 V/m; Power Drift = -0.09 dB

Peak SAR (extrapolated) = 0.237 W/kg

SAR(1 g) = 0.156 W/kg; SAR(10 g) = 0.103 W/kg

Maximum value of SAR (measured) = 0.210 W/kg



0 dB = 0.210 W/kg = -6.78 dBW/kg

Plot 3#: GSM 850_ Body Back_ Mid**DUT: smartphones; Type: M7L; Serial: RSZ201123008-SA-S1**

Communication System: Generic GPRS-2 slots; Frequency: 836.6 MHz; Duty Cycle: 1:4

Medium parameters used: $f = 836.6$ MHz; $\sigma = 0.908$ S/m; $\epsilon_r = 41.549$; $\rho = 1000$ kg/m³

Phantom section: Flat Section

DASY5 Configuration:

- Probe: EX3DV4 - SN7329; ConvF(10.13, 10.13, 10.13)1 @ 836.6 MHz; Calibrated: 2020/11/30
- Sensor-Surface: 1.4mm (Mechanical Surface Detection)
- Electronics: DAE4 Sn772; Calibrated: 2020/11/23
- Phantom: SAM (30deg probe tilt) with CRP v5.0_20150321; Type: QD000P40CD; Serial: TP:1874
- Measurement SW: DASY52, Version 52.10 (2); SEMCAD X Version 14.6.12 (7470)

Area Scan (91x71x1): Interpolated grid: dx=1.500 mm, dy=1.500 mm

Maximum value of SAR (interpolated) = 0.335 W/kg


Zoom Scan (7x6x7)/Cube 0: Measurement grid: dx=8mm, dy=8mm, dz=5mm

Reference Value = 17.33 V/m; Power Drift = 0.06 dB

Peak SAR (extrapolated) = 0.359 W/kg

SAR(1 g) = 0.289 W/kg; SAR(10 g) = 0.235 W/kg

Maximum value of SAR (measured) = 0.336 W/kg



0 dB = 0.336 W/kg = -4.74 dBW/kg

Plot 4#: GSM 850 _Body Left_ Mid**DUT: smartphones; Type: M7L; Serial: RSZ201123008-SA-S1**

Communication System: Generic GPRS-2 slots; Frequency: 836.6 MHz; Duty Cycle: 1:4

Medium parameters used: $f = 836.6$ MHz; $\sigma = 0.908$ S/m; $\epsilon_r = 41.549$; $\rho = 1000$ kg/m³

Phantom section: Flat Section

DASY5 Configuration:

- Probe: EX3DV4 - SN7329; ConvF(10.13, 10.13, 10.13)1 @ 836.6 MHz; Calibrated: 2020/11/30
- Sensor-Surface: 1.4mm (Mechanical Surface Detection)
- Electronics: DAE4 Sn772; Calibrated: 2020/11/23
- Phantom: SAM (30deg probe tilt) with CRP v5.0_20150321; Type: QD000P40CD; Serial: TP:1874
- Measurement SW: DASY52, Version 52.10 (2); SEMCAD X Version 14.6.12 (7470)

Area Scan (41x71x1): Interpolated grid: dx=1.500 mm, dy=1.500 mm

Maximum value of SAR (interpolated) = 0.0515 W/kg


Zoom Scan (5x5x7)/Cube 0: Measurement grid: dx=8mm, dy=8mm, dz=5mm

Reference Value = 4.527 V/m; Power Drift = 0.18 dB

Peak SAR (extrapolated) = 0.0550 W/kg

SAR(1 g) = 0.042 W/kg; SAR(10 g) = 0.031 W/kg

Maximum value of SAR (measured) = 0.0499 W/kg



0 dB = 0.0499 W/kg = -13.02 dBW/kg

Plot 5#: GSM 850 _Body Bottom_ Mid**DUT: smartphones; Type: M7L; Serial: RSZ201123008-SA-S1**

Communication System: Generic GPRS-2 slots; Frequency: 836.6 MHz; Duty Cycle: 1:4

Medium parameters used: $f = 836.6$ MHz; $\sigma = 0.908$ S/m; $\epsilon_r = 41.549$; $\rho = 1000$ kg/m³

Phantom section: Flat Section

DASY5 Configuration:

- Probe: EX3DV4 - SN7329; ConvF(10.13, 10.13, 10.13)1 @ 836.6 MHz; Calibrated: 2020/11/30
- Sensor-Surface: 1.4mm (Mechanical Surface Detection)
- Electronics: DAE4 Sn772; Calibrated: 2020/11/23
- Phantom: SAM (30deg probe tilt) with CRP v5.0_20150321; Type: QD000P40CD; Serial: TP:1874
- Measurement SW: DASY52, Version 52.10 (2); SEMCAD X Version 14.6.12 (7470)

Area Scan (41x91x1): Interpolated grid: dx=1.500 mm, dy=1.500 mm

Maximum value of SAR (interpolated) = 0.242 W/kg

Zoom Scan (5x6x7)/Cube 0: Measurement grid: dx=8mm, dy=8mm, dz=5mm

Reference Value = 10.73 V/m; Power Drift = 0.01 dB

Peak SAR (extrapolated) = 0.280 W/kg

SAR(1 g) = 0.177 W/kg; SAR(10 g) = 0.120 W/kg

Maximum value of SAR (measured) = 0.238 W/kg



0 dB = 0.238 W/kg = -6.23 dBW/kg

Plot 6#: PCS 1900 _Head Flat _Mid**DUT: smartphones; Type: M7L; Serial: RSZ201123008-SA-S1**

Communication System: Generic GSM; Frequency: 1880 MHz; Duty Cycle: 1:8

Medium parameters used: $f = 1880$ MHz; $\sigma = 1.399$ S/m; $\epsilon_r = 40.085$; $\rho = 1000$ kg/m³

Phantom section: Flat Section

DASY5 Configuration:

- Probe: EX3DV4 - SN7329; ConvF(8.14, 8.14, 8.14) @ 1880 MHz; Calibrated: 2020/11/30
- Sensor-Surface: 1.4mm (Mechanical Surface Detection)
- Electronics: DAE4 Sn772; Calibrated: 2020/11/23
- Phantom: SAM (30deg probe tilt) with CRP v5.0_20150321; Type: QD000P40CD; Serial: TP:1874
- Measurement SW: DASY52, Version 52.10 (2); SEMCAD X Version 14.6.12 (7470)

Area Scan (101x81x1): Interpolated grid: dx=1.500 mm, dy=1.500 mm

Maximum value of SAR (interpolated) = 0.0253 W/kg

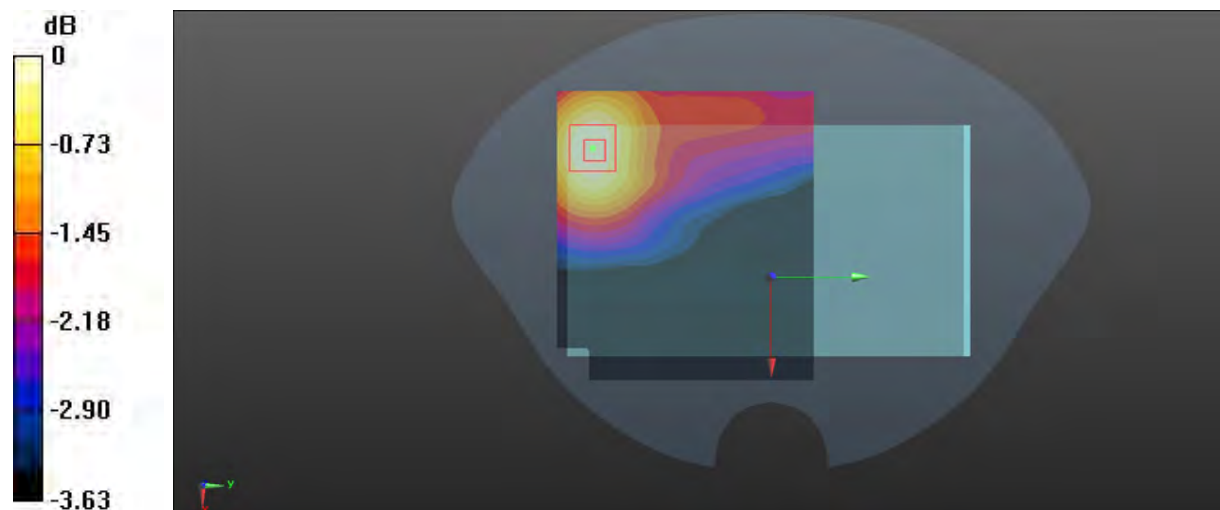
Zoom Scan (9x6x7)/Cube 0: Measurement grid: dx=8mm, dy=8mm, dz=5mm

Reference Value = 1.086 V/m; Power Drift = 0.16 dB

Peak SAR (extrapolated) = 0.0250 W/kg

SAR(1 g) = 0.016 W/kg; SAR(10 g) = 0.010 W/kg

Maximum value of SAR (measured) = 0.0217 W/kg



0 dB = 0.0217 W/kg = -16.64 dBW/kg

Plot 7#: PCS 1900_Body Worn Back_Mid**DUT: smartphones; Type: M7L; Serial: RSZ201123008-SA-S1**

Communication System: Generic GSM; Frequency: 1880 MHz; Duty Cycle: 1:8

Medium parameters used: $f = 1880$ MHz; $\sigma = 1.399$ S/m; $\epsilon_r = 40.085$; $\rho = 1000$ kg/m³

Phantom section: Flat Section

DASY5 Configuration:

- Probe: EX3DV4 - SN7329; ConvF(8.14, 8.14, 8.14) @ 1880 MHz; Calibrated: 2020/11/30
- Sensor-Surface: 1.4mm (Mechanical Surface Detection)
- Electronics: DAE4 Sn772; Calibrated: 2020/11/23
- Phantom: SAM (30deg probe tilt) with CRP v5.0_20150321; Type: QD000P40CD; Serial: TP:1874
- Measurement SW: DASY52, Version 52.10 (2); SEMCAD X Version 14.6.12 (7470)

Area Scan (91x71x1): Interpolated grid: dx=1.500 mm, dy=1.500 mm

Maximum value of SAR (interpolated) = 0.0421 W/kg


Zoom Scan (7x6x7)/Cube 0: Measurement grid: dx=8mm, dy=8mm, dz=5mm

Reference Value = 2.954 V/m; Power Drift = -0.15 dB

Peak SAR (extrapolated) = 0.0490 W/kg

SAR(1 g) = 0.029 W/kg; SAR(10 g) = 0.018 W/kg

Maximum value of SAR (measured) = 0.0414 W/kg



0 dB = 0.0414 W/kg = -13.83 dBW/kg

Plot 8#: PCS 1900 _Body Back_Mid**DUT: smartphones; Type: M7L; Serial: RSZ201123008-SA-S1**

Communication System: Generic GPRS-3 slots; Frequency: 1880 MHz; Duty Cycle: 1:2.66

Medium parameters used: $f = 1880$ MHz; $\sigma = 1.399$ S/m; $\epsilon_r = 40.085$; $\rho = 1000$ kg/m³

Phantom section: Flat Section

DASY5 Configuration:

- Probe: EX3DV4 - SN7329; ConvF(8.14, 8.14, 8.14) @ 1880 MHz; Calibrated: 2020/11/30
- Sensor-Surface: 1.4mm (Mechanical Surface Detection)
- Electronics: DAE4 Sn772; Calibrated: 2020/11/23
- Phantom: SAM (30deg probe tilt) with CRP v5.0_20150321; Type: QD000P40CD; Serial: TP:1874
- Measurement SW: DASY52, Version 52.10 (2); SEMCAD X Version 14.6.12 (7470)

Area Scan (91x71x1): Interpolated grid: dx=1.500 mm, dy=1.500 mm

Maximum value of SAR (interpolated) = 0.329 W/kg


Zoom Scan (6x6x7)/Cube 0: Measurement grid: dx=8mm, dy=8mm, dz=5mm

Reference Value = 8.878 V/m; Power Drift = -0.11 dB

Peak SAR (extrapolated) = 0.382 W/kg

SAR(1 g) = 0.230 W/kg; SAR(10 g) = 0.140 W/kg

Maximum value of SAR (measured) = 0.324 W/kg



0 dB = 0.324 W/kg = -4.89 dBW/kg

Plot 9#: PCS 1900 _Body Left _Mid**DUT: smartphones; Type: M7L; Serial: RSZ201123008-SA-S1**

Communication System: Generic GPRS-3 slots; Frequency: 1880 MHz; Duty Cycle: 1:2.66

Medium parameters used: $f = 1880$ MHz; $\sigma = 1.399$ S/m; $\epsilon_r = 40.085$; $\rho = 1000$ kg/m³

Phantom section: Flat Section

DASY5 Configuration:

- Probe: EX3DV4 - SN7329; ConvF(8.14, 8.14, 8.14) @ 1880 MHz; Calibrated: 2020/11/30
- Sensor-Surface: 1.4mm (Mechanical Surface Detection)
- Electronics: DAE4 Sn772; Calibrated: 2020/11/23
- Phantom: SAM (30deg probe tilt) with CRP v5.0_20150321; Type: QD000P40CD; Serial: TP:1874
- Measurement SW: DASY52, Version 52.10 (2); SEMCAD X Version 14.6.12 (7470)

Area Scan (51x71x1): Interpolated grid: dx=1.500 mm, dy=1.500 mm

Maximum value of SAR (interpolated) = 0.103 W/kg


Zoom Scan (5x5x7)/Cube 0: Measurement grid: dx=8mm, dy=8mm, dz=5mm

Reference Value = 5.333 V/m; Power Drift = -0.13 dB

Peak SAR (extrapolated) = 0.119 W/kg

SAR(1 g) = 0.076 W/kg; SAR(10 g) = 0.049 W/kg

Maximum value of SAR (measured) = 0.103 W/kg



0 dB = 0.103 W/kg = -9.87 dBW/kg

Plot 10#: PCS 1900_ Body Bottom_ Mid**DUT: smartphones; Type: M7L; Serial: RSZ201123008-SA-S1**

Communication System: Generic GPRS-3 slots; Frequency: 1880 MHz; Duty Cycle: 1:2.66

Medium parameters used: $f = 1880$ MHz; $\sigma = 1.399$ S/m; $\epsilon_r = 40.085$; $\rho = 1000$ kg/m³

Phantom section: Flat Section

DASY5 Configuration:

- Probe: EX3DV4 - SN7329; ConvF(8.14, 8.14, 8.14) @ 1880 MHz; Calibrated: 2020/11/30
- Sensor-Surface: 1.4mm (Mechanical Surface Detection)
- Electronics: DAE4 Sn772; Calibrated: 2020/11/23
- Phantom: SAM (30deg probe tilt) with CRP v5.0_20150321; Type: QD000P40CD; Serial: TP:1874
- Measurement SW: DASY52, Version 52.10 (2); SEMCAD X Version 14.6.12 (7470)

Area Scan (41x91x1): Interpolated grid: dx=1.500 mm, dy=1.500 mm

Maximum value of SAR (interpolated) = 0.160 W/kg

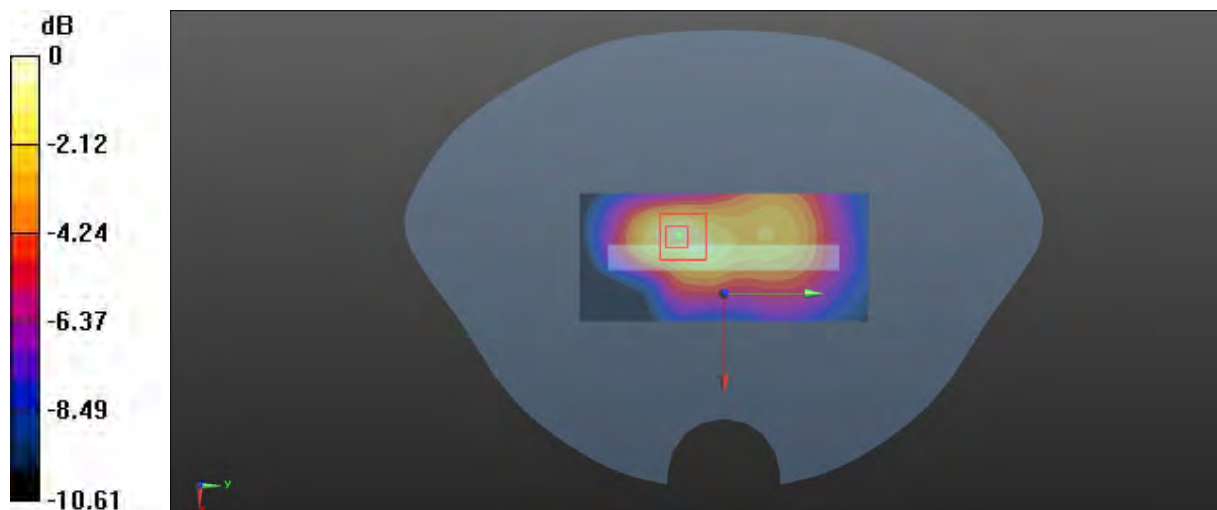
Zoom Scan (5x5x7)/Cube 0: Measurement grid: dx=8mm, dy=8mm, dz=5mm

Reference Value = 7.589 V/m; Power Drift = 0.16 dB

Peak SAR (extrapolated) = 0.213 W/kg

SAR(1 g) = 0.119 W/kg; SAR(10 g) = 0.065 W/kg

Maximum value of SAR (measured) = 0.180 W/kg



0 dB = 0.180 W/kg = -7.45 dBW/kg

Plot 11#: WCDMA Band 2 _Head Flat_ Mid**DUT: smartphones; Type: M7L; Serial: RSZ201123008-SA-S1**

Communication System: WCDMA; Frequency: 1880 MHz; Duty Cycle: 1:1

Medium parameters used: $f = 1880$ MHz; $\sigma = 1.399$ S/m; $\epsilon_r = 40.085$; $\rho = 1000$ kg/m³

Phantom section: Flat Section

DASY5 Configuration:

- Probe: EX3DV4 - SN7329; ConvF(8.14, 8.14, 8.14) @ 1880 MHz; Calibrated: 2020/11/30
- Sensor-Surface: 1.4mm (Mechanical Surface Detection)
- Electronics: DAE4 Sn772; Calibrated: 2020/11/23
- Phantom: SAM (30deg probe tilt) with CRP v5.0_20150321; Type: QD000P40CD; Serial: TP:1874
- Measurement SW: DASY52, Version 52.10 (2); SEMCAD X Version 14.6.12 (7470)

Area Scan (91x71x1): Interpolated grid: dx=1.500 mm, dy=1.500 mm

Maximum value of SAR (interpolated) = 0.269 W/kg


Zoom Scan (8x7x7)/Cube 0: Measurement grid: dx=8mm, dy=8mm, dz=5mm

Reference Value = 7.196 V/m; Power Drift = -0.08 dB

Peak SAR (extrapolated) = 0.314 W/kg

SAR(1 g) = 0.197 W/kg; SAR(10 g) = 0.125 W/kg

Maximum value of SAR (measured) = 0.270 W/kg



0 dB = 0.270 W/kg = -5.69 dBW/kg

Plot 12#: WCDMA Band 2 _Body Back_ Mid**DUT: smartphones; Type: M7L; Serial: RSZ201123008-SA-S1**

Communication System: WCDMA; Frequency: 1880 MHz; Duty Cycle: 1:1

Medium parameters used: $f = 1880$ MHz; $\sigma = 1.399$ S/m; $\epsilon_r = 40.085$; $\rho = 1000$ kg/m³

Phantom section: Flat Section

DASY5 Configuration:

- Probe: EX3DV4 - SN7329; ConvF(8.14, 8.14, 8.14) @ 1880 MHz; Calibrated: 2020/11/30
- Sensor-Surface: 1.4mm (Mechanical Surface Detection)
- Electronics: DAE4 Sn772; Calibrated: 2020/11/23
- Phantom: SAM (30deg probe tilt) with CRP v5.0_20150321; Type: QD000P40CD; Serial: TP:1874
- Measurement SW: DASY52, Version 52.10 (2); SEMCAD X Version 14.6.12 (7470)

Area Scan (91x71x1): Interpolated grid: dx=1.500 mm, dy=1.500 mm

Maximum value of SAR (interpolated) = 0.0512 W/kg

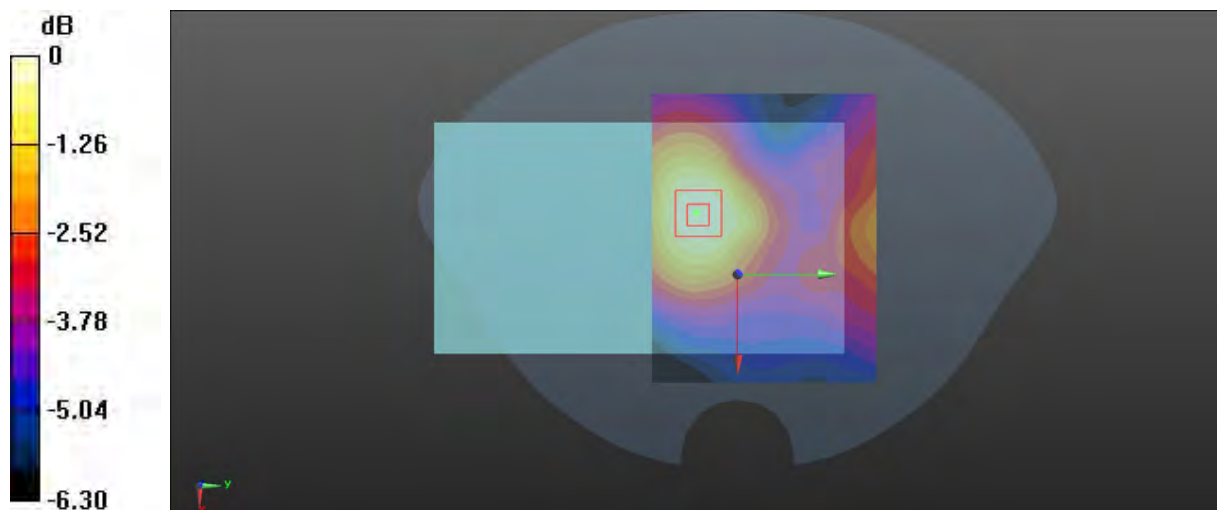
Zoom Scan (7x6x7)/Cube 0: Measurement grid: dx=8mm, dy=8mm, dz=5mm

Reference Value = 4.853 V/m; Power Drift = -0.18 dB

Peak SAR (extrapolated) = 0.0590 W/kg

SAR(1 g) = 0.038 W/kg; SAR(10 g) = 0.026 W/kg

Maximum value of SAR (measured) = 0.0513 W/kg



0 dB = 0.0513 W/kg = -12.90 dBW/kg

Plot 13#: WCDMA Band 2 _Body Left_Mid**DUT: smartphones; Type: M7L; Serial: RSZ201123008-SA-S1**

Communication System: WCDMA; Frequency: 1880 MHz; Duty Cycle: 1:1

Medium parameters used: $f = 1880$ MHz; $\sigma = 1.399$ S/m; $\epsilon_r = 40.085$; $\rho = 1000$ kg/m³

Phantom section: Flat Section

DASY5 Configuration:

- Probe: EX3DV4 - SN7329; ConvF(8.14, 8.14, 8.14) @ 1880 MHz; Calibrated: 2020/11/30
- Sensor-Surface: 1.4mm (Mechanical Surface Detection)
- Electronics: DAE4 Sn772; Calibrated: 2020/11/23
- Phantom: SAM (30deg probe tilt) with CRP v5.0_20150321; Type: QD000P40CD; Serial: TP:1874
- Measurement SW: DASY52, Version 52.10 (2); SEMCAD X Version 14.6.12 (7470)

Area Scan (41x71x1): Interpolated grid: dx=1.500 mm, dy=1.500 mm

Maximum value of SAR (interpolated) = 0.156 W/kg

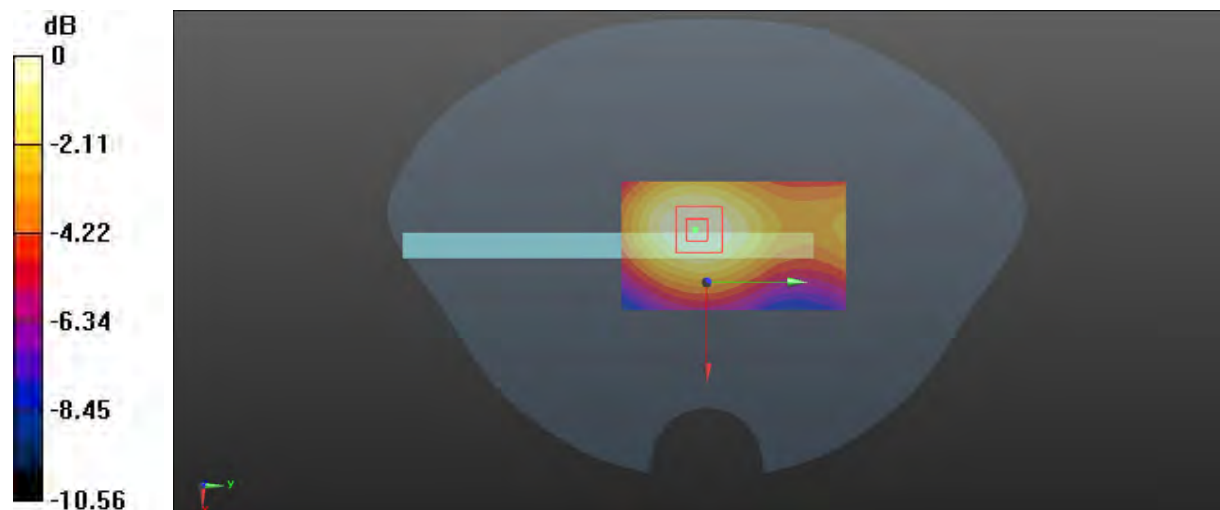
Zoom Scan (5x5x7)/Cube 0: Measurement grid: dx=8mm, dy=8mm, dz=5mm

Reference Value = 8.857 V/m; Power Drift = -0.07 dB

Peak SAR (extrapolated) = 0.180 W/kg

SAR(1 g) = 0.112 W/kg; SAR(10 g) = 0.071 W/kg

Maximum value of SAR (measured) = 0.155 W/kg



0 dB = 0.155 W/kg = -8.10 dBW/kg

Plot 14#: WCDMA Band 2_ Body Bottom _Mid**DUT: smartphones; Type: M7L; Serial: RSZ201123008-SA-S1**

Communication System: WCDMA; Frequency: 1880 MHz; Duty Cycle: 1:1

Medium parameters used: $f = 1880$ MHz; $\sigma = 1.399$ S/m; $\epsilon_r = 40.085$; $\rho = 1000$ kg/m³

Phantom section: Flat Section

DASY5 Configuration:

- Probe: EX3DV4 - SN7329; ConvF(8.14, 8.14, 8.14) @ 1880 MHz; Calibrated: 2020/11/30
- Sensor-Surface: 1.4mm (Mechanical Surface Detection)
- Electronics: DAE4 Sn772; Calibrated: 2020/11/23
- Phantom: SAM (30deg probe tilt) with CRP v5.0_20150321; Type: QD000P40CD; Serial: TP:1874
- Measurement SW: DASY52, Version 52.10 (2); SEMCAD X Version 14.6.12 (7470)

Area Scan (41x91x1): Interpolated grid: dx=1.500 mm, dy=1.500 mm

Maximum value of SAR (interpolated) = 0.0370 W/kg

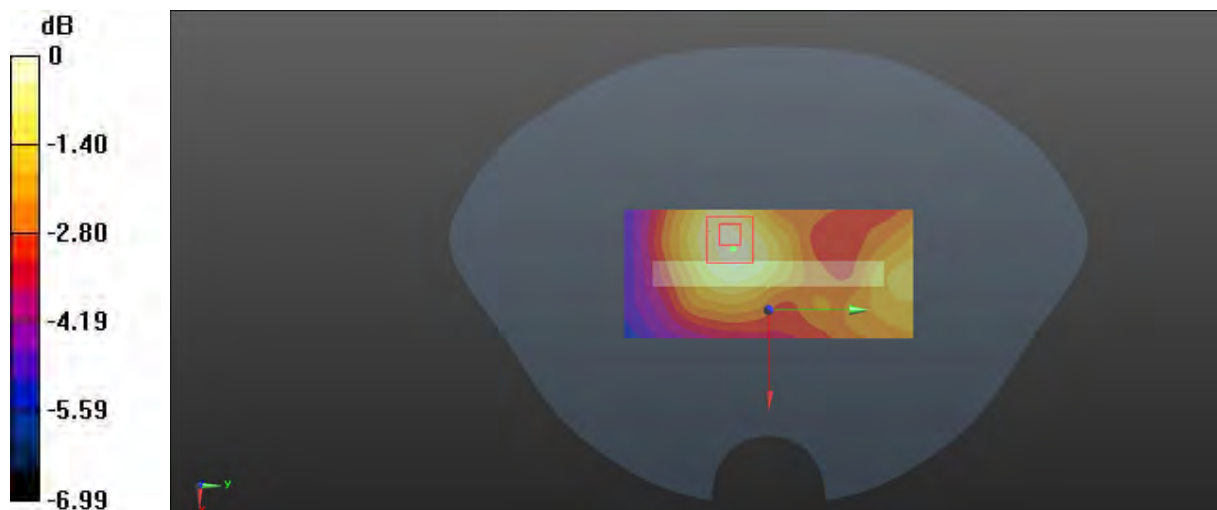
Zoom Scan (5x6x7)/Cube 0: Measurement grid: dx=8mm, dy=8mm, dz=5mm

Reference Value = 4.130 V/m; Power Drift = 0.17 dB

Peak SAR (extrapolated) = 0.0480 W/kg

SAR(1 g) = 0.029 W/kg; SAR(10 g) = 0.020 W/kg

Maximum value of SAR (measured) = 0.0396 W/kg



0 dB = 0.0396 W/kg = -14.02 dBW/kg

Plot 15#: WCDMA Band 5_Head Flat_Mid**DUT: smartphones; Type: M7L; Serial: RSZ201123008-SA-S1**

Communication System: WCDMA; Frequency: 836.6 MHz; Duty Cycle: 1:1

Medium parameters used: $f = 836.6$ MHz; $\sigma = 0.908$ S/m; $\epsilon_r = 41.549$; $\rho = 1000$ kg/m³

Phantom section: Flat Section

DASY5 Configuration:

- Probe: EX3DV4 - SN7329; ConvF(10.13, 10.13, 10.13)1 @ 836.6 MHz; Calibrated: 2020/11/30
- Sensor-Surface: 1.4mm (Mechanical Surface Detection)
- Electronics: DAE4 Sn772; Calibrated: 2020/11/23
- Phantom: SAM (30deg probe tilt) with CRP v5.0_20150321; Type: QD000P40CD; Serial: TP:1874
- Measurement SW: DASY52, Version 52.10 (2); SEMCAD X Version 14.6.12 (7470)

Area Scan (91x71x1): Interpolated grid: dx=1.500 mm, dy=1.500 mm

Maximum value of SAR (interpolated) = 0.222 W/kg

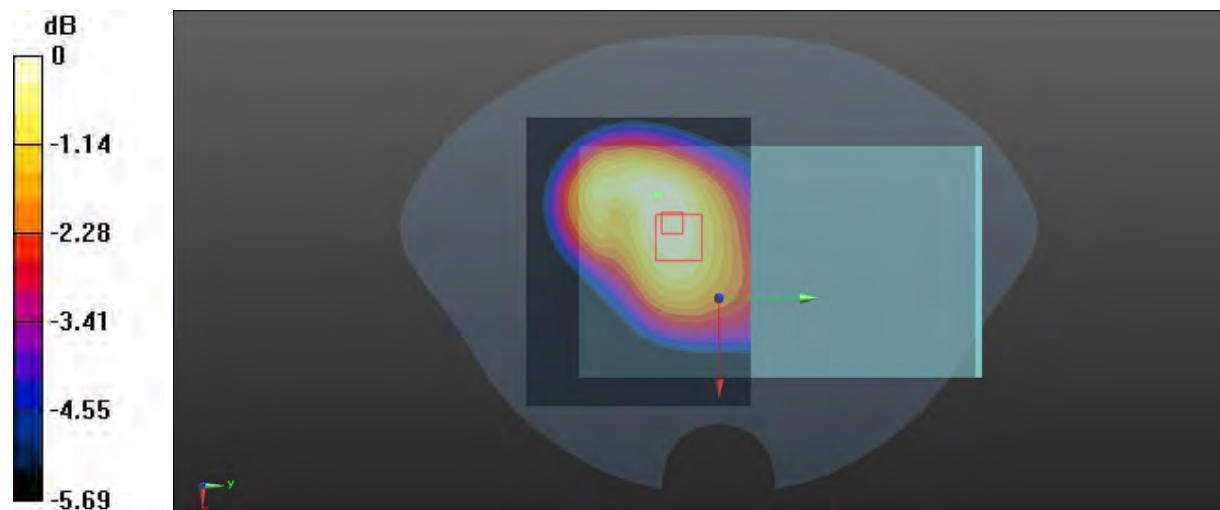
Zoom Scan (7x6x7)/Cube 0: Measurement grid: dx=8mm, dy=8mm, dz=5mm

Reference Value = 12.57 V/m; Power Drift = 0.12 dB

Peak SAR (extrapolated) = 0.240 W/kg

SAR(1 g) = 0.185 W/kg; SAR(10 g) = 0.146 W/kg

Maximum value of SAR (measured) = 0.220 W/kg



0 dB = 0.220 W/kg = -6.58 dBW/kg

Plot 16#: WCDMA Band 5 _Body Back _Mid**DUT: smartphones; Type: M7L; Serial: RSZ201123008-SA-S1**

Communication System: WCDMA; Frequency: 836.6 MHz; Duty Cycle: 1:1

Medium parameters used: $f = 836.6$ MHz; $\sigma = 0.908$ S/m; $\epsilon_r = 41.549$; $\rho = 1000$ kg/m³

Phantom section: Flat Section

DASY5 Configuration:

- Probe: EX3DV4 - SN7329; ConvF(10.13, 10.13, 10.13)1 @ 836.6 MHz; Calibrated: 2020/11/30
- Sensor-Surface: 1.4mm (Mechanical Surface Detection)
- Electronics: DAE4 Sn772; Calibrated: 2020/11/23
- Phantom: SAM (30deg probe tilt) with CRP v5.0_20150321; Type: QD000P40CD; Serial: TP:1874
- Measurement SW: DASY52, Version 52.10 (2); SEMCAD X Version 14.6.12 (7470)

Area Scan (101x71x1): Interpolated grid: dx=1.500 mm, dy=1.500 mm

Maximum value of SAR (interpolated) = 0.181 W/kg

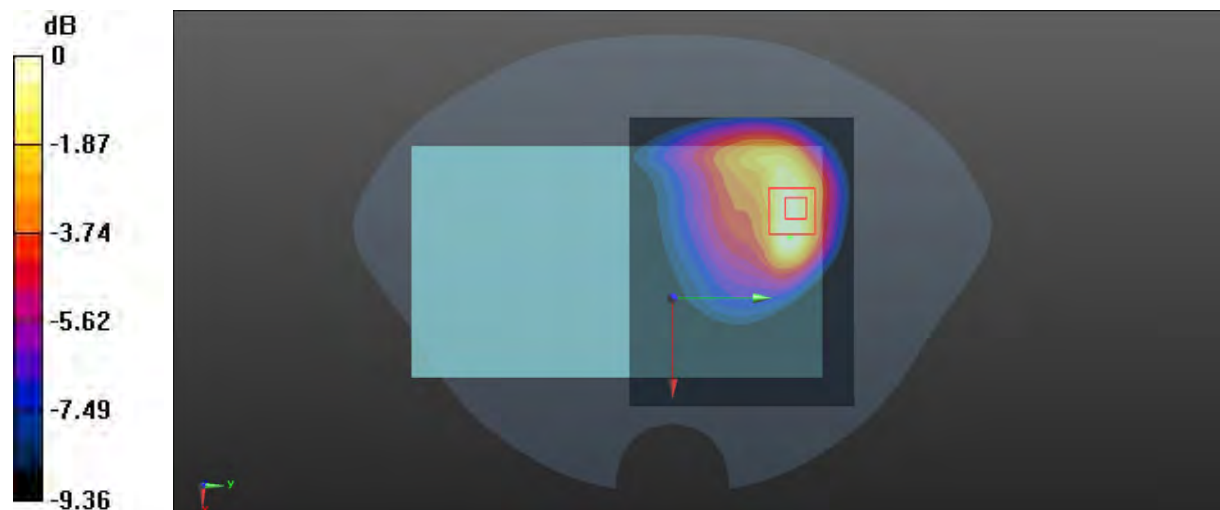
Zoom Scan (5x5x7)/Cube 0: Measurement grid: dx=8mm, dy=8mm, dz=5mm

Reference Value = 7.398 V/m; Power Drift = 0.13 dB

Peak SAR (extrapolated) = 0.199 W/kg

SAR(1 g) = 0.137 W/kg; SAR(10 g) = 0.092 W/kg

Maximum value of SAR (measured) = 0.178 W/kg



0 dB = 0.178 W/kg = -7.50 dBW/kg

Plot 17#: WCDMA Band 5_ Body Left _Mid**DUT: smartphones; Type: M7L; Serial: RSZ201123008-SA-S1**

Communication System: WCDMA; Frequency: 836.6 MHz; Duty Cycle: 1:1

Medium parameters used: $f = 836.6$ MHz; $\sigma = 0.908$ S/m; $\epsilon_r = 41.549$; $\rho = 1000$ kg/m³

Phantom section: Flat Section

DASY5 Configuration:

- Probe: EX3DV4 - SN7329; ConvF(10.13, 10.13, 10.13)1 @ 836.6 MHz; Calibrated: 2020/11/30
- Sensor-Surface: 1.4mm (Mechanical Surface Detection)
- Electronics: DAE4 Sn772; Calibrated: 2020/11/23
- Phantom: SAM (30deg probe tilt) with CRP v5.0_20150321; Type: QD000P40CD; Serial: TP:1874
- Measurement SW: DASY52, Version 52.10 (2); SEMCAD X Version 14.6.12 (7470)

Area Scan (41x71x1): Interpolated grid: dx=1.500 mm, dy=1.500 mm

Maximum value of SAR (interpolated) = 0.0218 W/kg

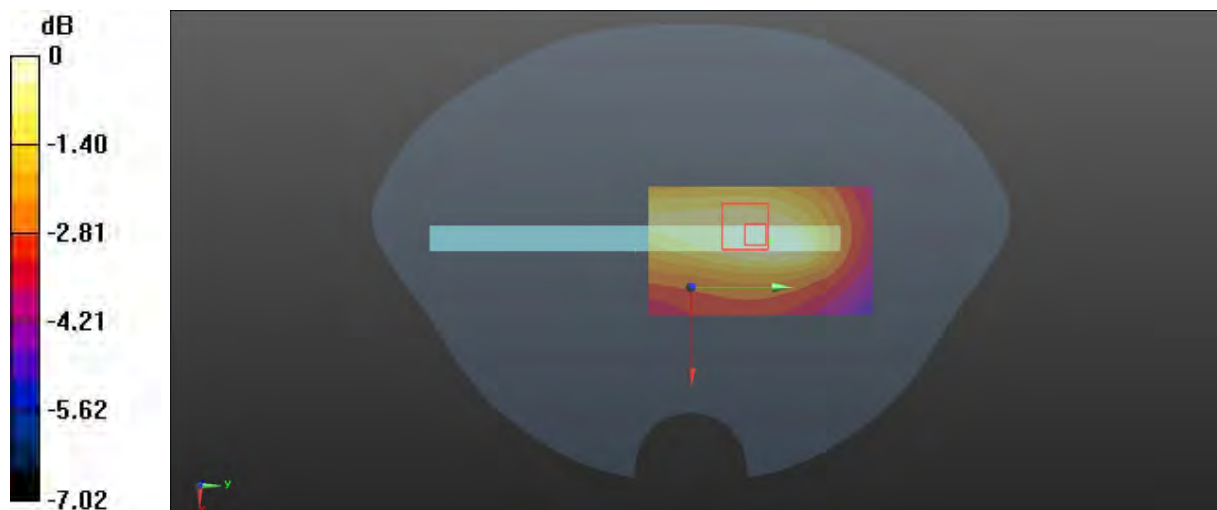
Zoom Scan (5x9x7)/Cube 0: Measurement grid: dx=8mm, dy=8mm, dz=5mm

Reference Value = 3.312 V/m; Power Drift = 0.16 dB

Peak SAR (extrapolated) = 0.0330 W/kg

SAR(1 g) = 0.028 W/kg; SAR(10 g) = 0.023 W/kg

Maximum value of SAR (measured) = 0.0312 W/kg



0 dB = 0.0312 W/kg = -15.06 dBW/kg

Plot 18#: WCDMA Band 5 _Body Bottom_ Mid**DUT: smartphones; Type: M7L; Serial: RSZ201123008-SA-S1**

Communication System: WCDMA; Frequency: 836.6 MHz; Duty Cycle: 1:1

Medium parameters used: $f = 836.6$ MHz; $\sigma = 0.908$ S/m; $\epsilon_r = 41.549$; $\rho = 1000$ kg/m³

Phantom section: Flat Section

DASY5 Configuration:

- Probe: EX3DV4 - SN7329; ConvF(10.13, 10.13, 10.13)1 @ 836.6 MHz; Calibrated: 2020/11/30
- Sensor-Surface: 1.4mm (Mechanical Surface Detection)
- Electronics: DAE4 Sn772; Calibrated: 2020/11/23
- Phantom: SAM (30deg probe tilt) with CRP v5.0_20150321; Type: QD000P40CD; Serial: TP:1874
- Measurement SW: DASY52, Version 52.10 (2); SEMCAD X Version 14.6.12 (7470)

Area Scan (41x91x1): Interpolated grid: dx=1.500 mm, dy=1.500 mm

Maximum value of SAR (interpolated) = 0.0833 W/kg

Zoom Scan (5x7x7)/Cube 0: Measurement grid: dx=8mm, dy=8mm, dz=5mm

Reference Value = 7.667 V/m; Power Drift = 0.05 dB

Peak SAR (extrapolated) = 0.0930 W/kg

SAR(1 g) = 0.068 W/kg; SAR(10 g) = 0.050 W/kg

Maximum value of SAR (measured) = 0.0846 W/kg



0 dB = 0.0846 W/kg = -10.73 dBW/kg

Plot 19#: LTE Band 2 1RB _Head Flat_Mid**DUT: smartphones; Type: M7L; Serial: RSZ201123008-SA-S1**

Communication System: Generic FDD-LTE; Frequency: 1880 MHz; Duty Cycle: 1:1

Medium parameters used: $f = 1880$ MHz; $\sigma = 1.399$ S/m; $\epsilon_r = 40.085$; $\rho = 1000$ kg/m³

Phantom section: Flat Section

DASY5 Configuration:

- Probe: EX3DV4 - SN7329; ConvF(8.14, 8.14, 8.14) @ 1880 MHz; Calibrated: 2020/11/30
- Sensor-Surface: 1.4mm (Mechanical Surface Detection)
- Electronics: DAE4 Sn772; Calibrated: 2020/11/23
- Phantom: SAM (30deg probe tilt) with CRP v5.0_20150321; Type: QD000P40CD; Serial: TP:1874
- Measurement SW: DASY52, Version 52.10 (2); SEMCAD X Version 14.6.12 (7470)

Area Scan (91x71x1): Interpolated grid: dx=1.500 mm, dy=1.500 mm

Maximum value of SAR (interpolated) = 0.148 W/kg

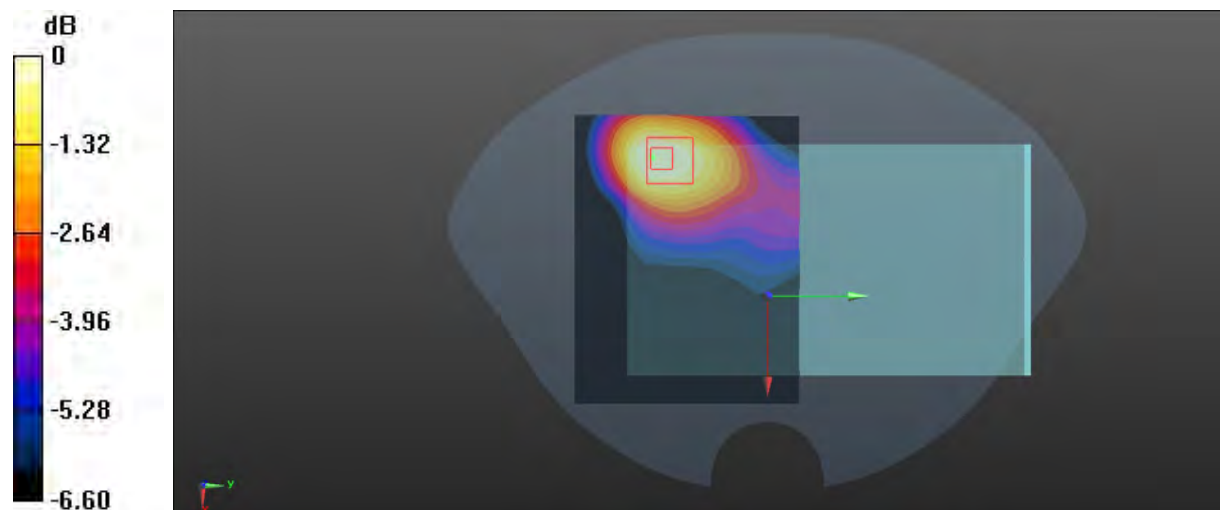
Zoom Scan (8x7x7)/Cube 0: Measurement grid: dx=8mm, dy=8mm, dz=5mm

Reference Value = 4.962 V/m; Power Drift = -0.19 dB

Peak SAR (extrapolated) = 0.171 W/kg

SAR(1 g) = 0.099 W/kg; SAR(10 g) = 0.060 W/kg

Maximum value of SAR (measured) = 0.143 W/kg



0 dB = 0.143 W/kg = -8.45 dBW/kg

Plot 20#: LTE Band 2 50%RB _Head Flat_ Mid**DUT: smartphones; Type: M7L; Serial: RSZ201123008-SA-S1**

Communication System: Generic FDD-LTE; Frequency: 1880 MHz; Duty Cycle: 1:1

Medium parameters used: $f = 1880$ MHz; $\sigma = 1.399$ S/m; $\epsilon_r = 40.085$; $\rho = 1000$ kg/m³

Phantom section: Flat Section

DASY5 Configuration:

- Probe: EX3DV4 - SN7329; ConvF(8.14, 8.14, 8.14) @ 1880 MHz; Calibrated: 2020/11/30
- Sensor-Surface: 1.4mm (Mechanical Surface Detection)
- Electronics: DAE4 Sn772; Calibrated: 2020/11/23
- Phantom: SAM (30deg probe tilt) with CRP v5.0_20150321; Type: QD000P40CD; Serial: TP:1874
- Measurement SW: DASY52, Version 52.10 (2); SEMCAD X Version 14.6.12 (7470)

Area Scan (91x71x1): Interpolated grid: dx=1.500 mm, dy=1.500 mm

Maximum value of SAR (interpolated) = 0.116 W/kg


Zoom Scan (7x7x7)/Cube 0: Measurement grid: dx=8mm, dy=8mm, dz=5mm

Reference Value = 4.557 V/m; Power Drift = -0.10 dB

Peak SAR (extrapolated) = 0.134 W/kg

SAR(1 g) = 0.080 W/kg; SAR(10 g) = 0.048 W/kg

Maximum value of SAR (measured) = 0.114 W/kg



0 dB = 0.114 W/kg = -9.43 dBW/kg

Plot 21#: LTE Band 2_1RB_Body Back_Mid**DUT: smartphones; Type: M7L; Serial: RSZ201123008-SA-S1**

Communication System: Generic FDD-LTE; Frequency: 1880 MHz; Duty Cycle: 1:1

Medium parameters used: $f = 1880$ MHz; $\sigma = 1.399$ S/m; $\epsilon_r = 40.085$; $\rho = 1000$ kg/m³

Phantom section: Flat Section

DASY5 Configuration:

- Probe: EX3DV4 - SN7329; ConvF(8.14, 8.14, 8.14) @ 1880 MHz; Calibrated: 2020/11/30
- Sensor-Surface: 1.4mm (Mechanical Surface Detection)
- Electronics: DAE4 Sn772; Calibrated: 2020/11/23
- Phantom: SAM (30deg probe tilt) with CRP v5.0_20150321; Type: QD000P40CD; Serial: TP:1874
- Measurement SW: DASY52, Version 52.10 (2); SEMCAD X Version 14.6.12 (7470)

Area Scan (91x71x1): Interpolated grid: dx=1.500 mm, dy=1.500 mm

Maximum value of SAR (interpolated) = 0.325 W/kg


Zoom Scan (7x6x7)/Cube 0: Measurement grid: dx=8mm, dy=8mm, dz=5mm

Reference Value = 10.65 V/m; Power Drift = -0.01 dB

Peak SAR (extrapolated) = 0.390 W/kg

SAR(1 g) = 0.236 W/kg; SAR(10 g) = 0.145 W/kg

Maximum value of SAR (measured) = 0.330 W/kg



0 dB = 0.330 W/kg = -4.81 dBW/kg

Plot 22#: LTE Band 2_50%RB _Body Back_ Mid**DUT: smartphones; Type: M7L; Serial: RSZ201123008-SA-S1**

Communication System: Generic FDD-LTE; Frequency: 1880 MHz; Duty Cycle: 1:1

Medium parameters used: $f = 1880$ MHz; $\sigma = 1.399$ S/m; $\epsilon_r = 40.085$; $\rho = 1000$ kg/m³

Phantom section: Flat Section

DASY5 Configuration:

- Probe: EX3DV4 - SN7329; ConvF(8.14, 8.14, 8.14) @ 1880 MHz; Calibrated: 2020/11/30
- Sensor-Surface: 1.4mm (Mechanical Surface Detection)
- Electronics: DAE4 Sn772; Calibrated: 2020/11/23
- Phantom: SAM (30deg probe tilt) with CRP v5.0_20150321; Type: QD000P40CD; Serial: TP:1874
- Measurement SW: DASY52, Version 52.10 (2); SEMCAD X Version 14.6.12 (7470)

Area Scan (91x71x1): Interpolated grid: dx=1.500 mm, dy=1.500 mm

Maximum value of SAR (interpolated) = 0.252 W/kg


Zoom Scan (7x6x7)/Cube 0: Measurement grid: dx=8mm, dy=8mm, dz=5mm

Reference Value = 9.296 V/m; Power Drift = -0.02 dB

Peak SAR (extrapolated) = 0.298 W/kg

SAR(1 g) = 0.181 W/kg; SAR(10 g) = 0.112 W/kg

Maximum value of SAR (measured) = 0.254 W/kg



0 dB = 0.254 W/kg = -5.95 dBW/kg

Plot 23#: LTE Band 2_1RB_Body Left_Mid**DUT: smartphones; Type: M7L; Serial: RSZ201123008-SA-S1**

Communication System: Generic FDD-LTE; Frequency: 1880 MHz; Duty Cycle: 1:1

Medium parameters used: $f = 1880$ MHz; $\sigma = 1.399$ S/m; $\epsilon_r = 40.085$; $\rho = 1000$ kg/m³

Phantom section: Flat Section

DASY5 Configuration:

- Probe: EX3DV4 - SN7329; ConvF(8.14, 8.14, 8.14) @ 1880 MHz; Calibrated: 2020/11/30
- Sensor-Surface: 1.4mm (Mechanical Surface Detection)
- Electronics: DAE4 Sn772; Calibrated: 2020/11/23
- Phantom: SAM (30deg probe tilt) with CRP v5.0_20150321; Type: QD000P40CD; Serial: TP:1874
- Measurement SW: DASY52, Version 52.10 (2); SEMCAD X Version 14.6.12 (7470)

Area Scan (41x71x1): Interpolated grid: dx=1.500 mm, dy=1.500 mm

Maximum value of SAR (interpolated) = 0.0552 W/kg

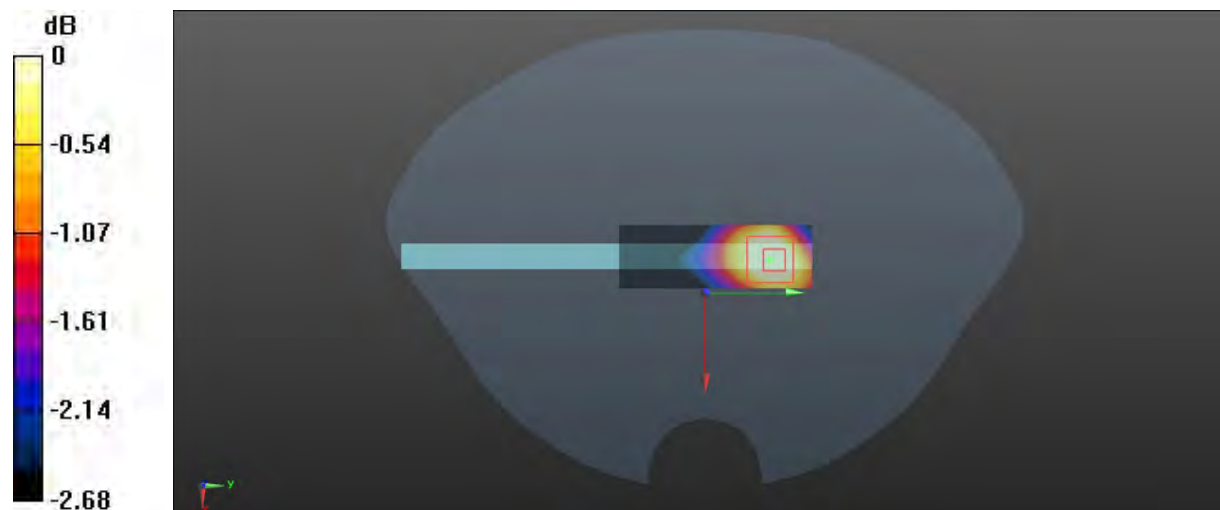
Zoom Scan (5x5x7)/Cube 0: Measurement grid: dx=8mm, dy=8mm, dz=5mm

Reference Value = 4.182 V/m; Power Drift = -0.18 dB

Peak SAR (extrapolated) = 0.0590 W/kg

SAR(1 g) = 0.036 W/kg; SAR(10 g) = 0.022 W/kg

Maximum value of SAR (measured) = 0.0501 W/kg



0 dB = 0.0501 W/kg = -13.00 dBW/kg

Plot 24#: LTE Band 2_50%RB_ Body Left_Mid**DUT: smartphones; Type: M7L; Serial: RSZ201123008-SA-S1**

Communication System: Generic FDD-LTE; Frequency: 1880 MHz; Duty Cycle: 1:1

Medium parameters used: $f = 1880$ MHz; $\sigma = 1.399$ S/m; $\epsilon_r = 40.085$; $\rho = 1000$ kg/m³

Phantom section: Flat Section

DASY5 Configuration:

- Probe: EX3DV4 - SN7329; ConvF(8.14, 8.14, 8.14) @ 1880 MHz; Calibrated: 2020/11/30
- Sensor-Surface: 1.4mm (Mechanical Surface Detection)
- Electronics: DAE4 Sn772; Calibrated: 2020/11/23
- Phantom: SAM (30deg probe tilt) with CRP v5.0_20150321; Type: QD000P40CD; Serial: TP:1874
- Measurement SW: DASY52, Version 52.10 (2); SEMCAD X Version 14.6.12 (7470)

Area Scan (41x71x1): Interpolated grid: dx=1.500 mm, dy=1.500 mm

Maximum value of SAR (interpolated) = 0.0553 W/kg

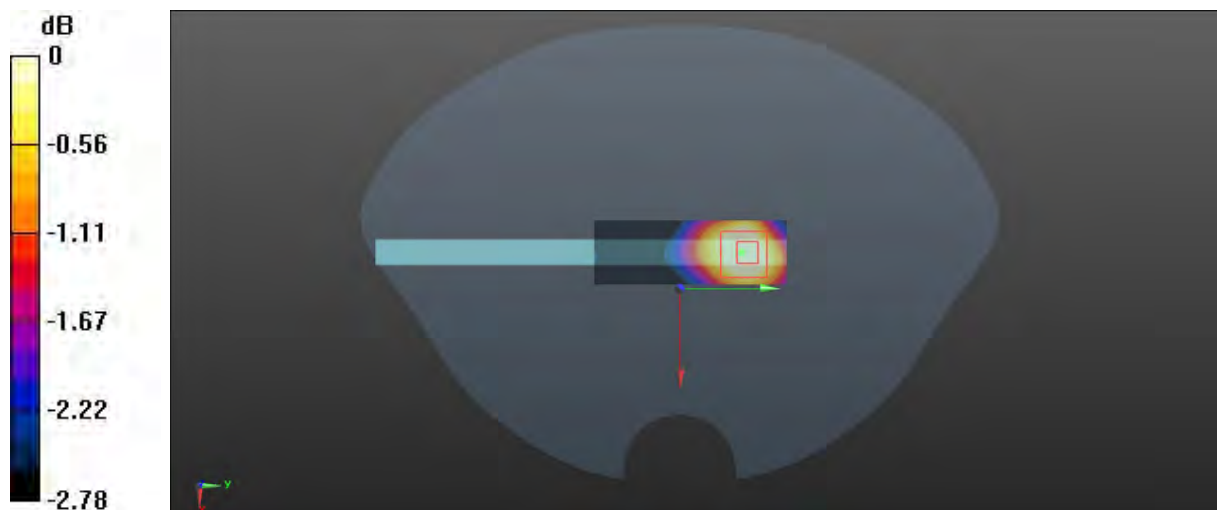
Zoom Scan (5x5x7)/Cube 0: Measurement grid: dx=8mm, dy=8mm, dz=5mm

Reference Value = 4.110 V/m; Power Drift = -0.05 dB

Peak SAR (extrapolated) = 0.0590 W/kg

SAR(1 g) = 0.035 W/kg; SAR(10 g) = 0.022 W/kg

Maximum value of SAR (measured) = 0.0506 W/kg



0 dB = 0.0506 W/kg = -12.96 dBW/kg

Plot 25#: LTE Band 2_1RB_Body Bottom_Mid**DUT: smartphones; Type: M7L; Serial: RSZ201123008-SA-S1**

Communication System: Generic FDD-LTE; Frequency: 1880 MHz; Duty Cycle: 1:1

Medium parameters used: $f = 1880$ MHz; $\sigma = 1.399$ S/m; $\epsilon_r = 40.085$; $\rho = 1000$ kg/m³

Phantom section: Flat Section

DASY5 Configuration:

- Probe: EX3DV4 - SN7329; ConvF(8.14, 8.14, 8.14) @ 1880 MHz; Calibrated: 2020/11/30
- Sensor-Surface: 1.4mm (Mechanical Surface Detection)
- Electronics: DAE4 Sn772; Calibrated: 2020/11/23
- Phantom: SAM (30deg probe tilt) with CRP v5.0_20150321; Type: QD000P40CD; Serial: TP:1874
- Measurement SW: DASY52, Version 52.10 (2); SEMCAD X Version 14.6.12 (7470)

Area Scan (41x91x1): Interpolated grid: dx=1.500 mm, dy=1.500 mm

Maximum value of SAR (interpolated) = 0.0826 W/kg


Zoom Scan (5x6x7)/Cube 0: Measurement grid: dx=8mm, dy=8mm, dz=5mm

Reference Value = 6.038 V/m; Power Drift = -0.02 dB

Peak SAR (extrapolated) = 0.0950 W/kg

SAR(1 g) = 0.062 W/kg; SAR(10 g) = 0.040 W/kg

Maximum value of SAR (measured) = 0.0835 W/kg



0 dB = 0.0835 W/kg = -10.78 dBW/kg

Plot 26#: LTE Band 2_50%RB_Body Bottom_Mid**DUT: smartphones; Type: M7L; Serial: RSZ201123008-SA-S1**

Communication System: Generic FDD-LTE; Frequency: 1880 MHz; Duty Cycle: 1:1

Medium parameters used: $f = 1880$ MHz; $\sigma = 1.399$ S/m; $\epsilon_r = 40.085$; $\rho = 1000$ kg/m³

Phantom section: Flat Section

DASY5 Configuration:

- Probe: EX3DV4 - SN7329; ConvF(8.14, 8.14, 8.14) @ 1880 MHz; Calibrated: 2020/11/30
- Sensor-Surface: 1.4mm (Mechanical Surface Detection)
- Electronics: DAE4 Sn772; Calibrated: 2020/11/23
- Phantom: SAM (30deg probe tilt) with CRP v5.0_20150321; Type: QD000P40CD; Serial: TP:1874
- Measurement SW: DASY52, Version 52.10 (2); SEMCAD X Version 14.6.12 (7470)

Area Scan (41x91x1): Interpolated grid: dx=1.500 mm, dy=1.500 mm

Maximum value of SAR (interpolated) = 0.0632 W/kg


Zoom Scan (5x6x7)/Cube 0: Measurement grid: dx=8mm, dy=8mm, dz=5mm

Reference Value = 5.351 V/m; Power Drift = 0.03 dB

Peak SAR (extrapolated) = 0.0700 W/kg

SAR(1 g) = 0.046 W/kg; SAR(10 g) = 0.031 W/kg

Maximum value of SAR (measured) = 0.0612 W/kg



0 dB = 0.0612 W/kg = -12.13 dBW/kg

Plot 27#: LTE Band 4 1RB_ Head Flat _Mid**DUT: smartphones; Type: M7L; Serial: RSZ201123008-SA-S1**

Communication System: Generic FDD-LTE; Frequency: 1732.5 MHz; Duty Cycle: 1:1

Medium parameters used: $f = 1732.5$ MHz; $\sigma = 1.356$ S/m; $\epsilon_r = 40.319$; $\rho = 1000$ kg/m³

Phantom section: Flat Section

DASY5 Configuration:

- Probe: EX3DV4 - SN7329; ConvF(8.41, 8.41, 8.41) @ 1732.5 MHz; Calibrated: 2020/11/30
- Sensor-Surface: 1.4mm (Mechanical Surface Detection)
- Electronics: DAE4 Sn772; Calibrated: 2020/11/23
- Phantom: SAM (30deg probe tilt) with CRP v5.0_20150321; Type: QD000P40CD; Serial: TP:1874
- Measurement SW: DASY52, Version 52.10 (2); SEMCAD X Version 14.6.12 (7470)

Area Scan (101x81x1): Interpolated grid: dx=1.500 mm, dy=1.500 mm

Maximum value of SAR (interpolated) = 0.0707 W/kg

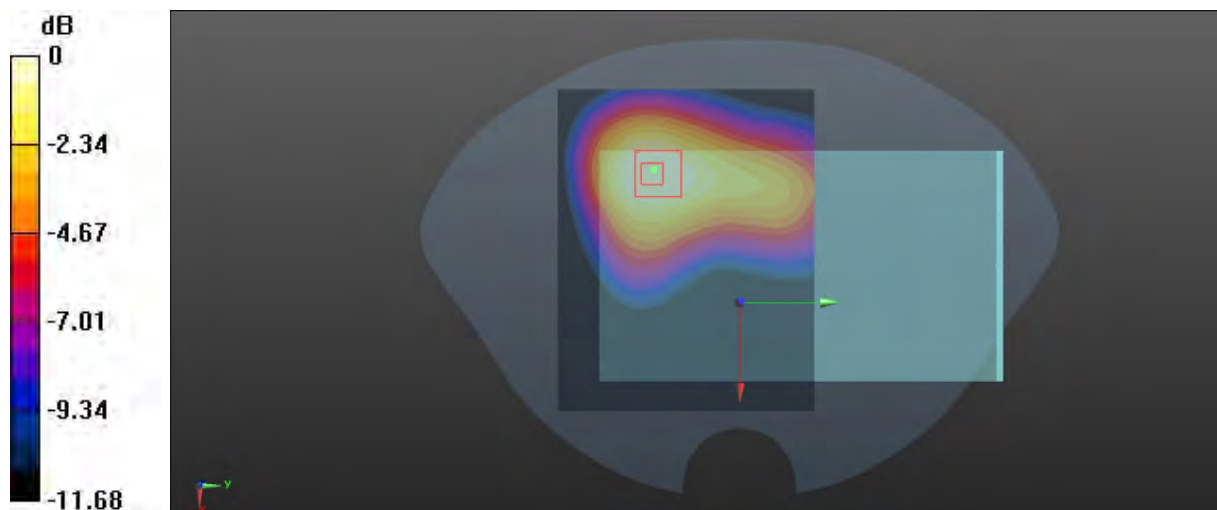
Zoom Scan (5x5x7)/Cube 0: Measurement grid: dx=8mm, dy=8mm, dz=5mm

Reference Value = 2.943 V/m; Power Drift = 0.10 dB

Peak SAR (extrapolated) = 0.0820 W/kg

SAR(1 g) = 0.049 W/kg; SAR(10 g) = 0.031 W/kg

Maximum value of SAR (measured) = 0.0683 W/kg



0 dB = 0.0683 W/kg = -11.66 dBW/kg

Plot 28#: LTE Band 4 50%RB _Head Flat _Mid**DUT: smartphones; Type: M7L; Serial: RSZ201123008-SA-S1**

Communication System: Generic FDD-LTE; Frequency: 1732.5 MHz; Duty Cycle: 1:1

Medium parameters used: $f = 1732.5$ MHz; $\sigma = 1.356$ S/m; $\epsilon_r = 40.319$; $\rho = 1000$ kg/m³

Phantom section: Flat Section

DASY5 Configuration:

- Probe: EX3DV4 - SN7329; ConvF(8.41, 8.41, 8.41) @ 1732.5 MHz; Calibrated: 2020/11/30
- Sensor-Surface: 1.4mm (Mechanical Surface Detection)
- Electronics: DAE4 Sn772; Calibrated: 2020/11/23
- Phantom: SAM (30deg probe tilt) with CRP v5.0_20150321; Type: QD000P40CD; Serial: TP:1874
- Measurement SW: DASY52, Version 52.10 (2); SEMCAD X Version 14.6.12 (7470)

Area Scan (101x81x1): Interpolated grid: dx=1.500 mm, dy=1.500 mm

Maximum value of SAR (interpolated) = 0.0681 W/kg

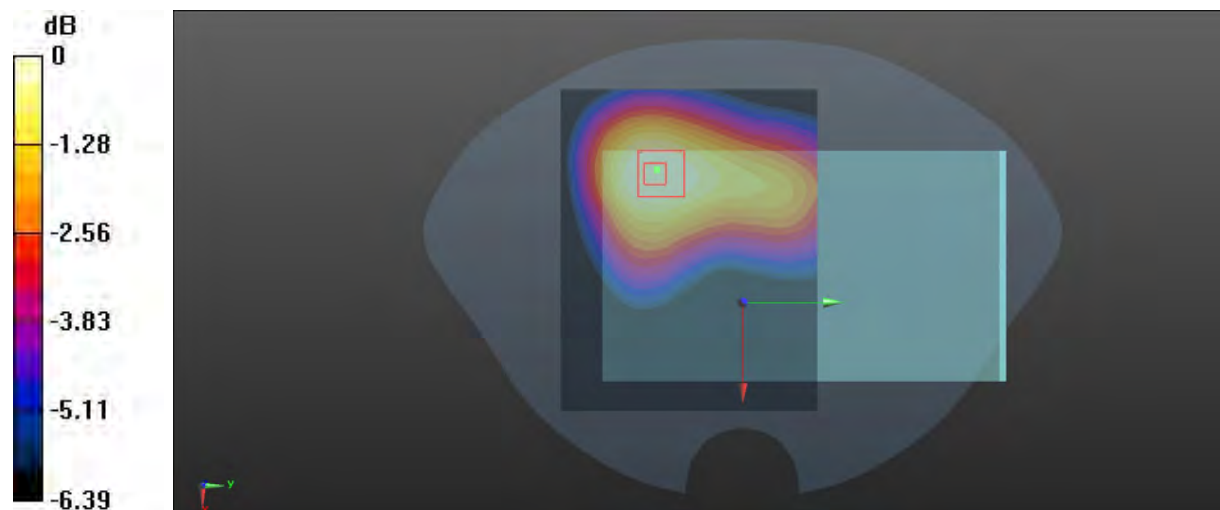
Zoom Scan (5x5x7)/Cube 0: Measurement grid: dx=8mm, dy=8mm, dz=5mm

Reference Value = 3.199 V/m; Power Drift = -0.18 dB

Peak SAR (extrapolated) = 0.0790 W/kg

SAR(1 g) = 0.048 W/kg; SAR(10 g) = 0.031 W/kg

Maximum value of SAR (measured) = 0.0663 W/kg



0 dB = 0.0663 W/kg = -11.78 dBW/kg

Plot 29#: LTE Band 4_1RB_Body Back_Mid**DUT: smartphones; Type: M7L; Serial: RSZ201123008-SA-S1**

Communication System: Generic FDD-LTE; Frequency: 1732.5 MHz; Duty Cycle: 1:1

Medium parameters used: $f = 1732.5$ MHz; $\sigma = 1.356$ S/m; $\epsilon_r = 40.319$; $\rho = 1000$ kg/m³

Phantom section: Flat Section

DASY5 Configuration:

- Probe: EX3DV4 - SN7329; ConvF(8.41, 8.41, 8.41) @ 1732.5 MHz; Calibrated: 2020/11/30
- Sensor-Surface: 1.4mm (Mechanical Surface Detection)
- Electronics: DAE4 Sn772; Calibrated: 2020/11/23
- Phantom: SAM (30deg probe tilt) with CRP v5.0_20150321; Type: QD000P40CD; Serial: TP:1874
- Measurement SW: DASY52, Version 52.10 (2); SEMCAD X Version 14.6.12 (7470)

Area Scan (91x71x1): Interpolated grid: dx=1.500 mm, dy=1.500 mm

Maximum value of SAR (interpolated) = 0.242 W/kg

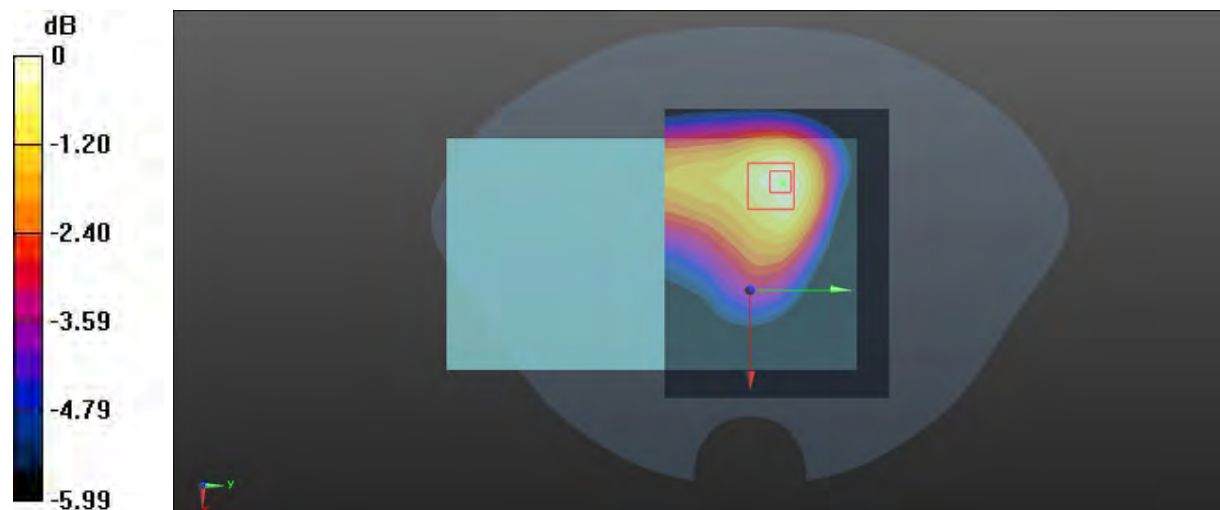
Zoom Scan (7x6x7)/Cube 0: Measurement grid: dx=8mm, dy=8mm, dz=5mm

Reference Value = 9.160 V/m; Power Drift = 0.04 dB

Peak SAR (extrapolated) = 0.281 W/kg

SAR(1 g) = 0.174 W/kg; SAR(10 g) = 0.113 W/kg

Maximum value of SAR (measured) = 0.242 W/kg



0 dB = 0.242 W/kg = -6.16 dBW/kg

Plot 30#: LTE Band 4_50%RB _Body Back_ Mid**DUT: smartphones; Type: M7L; Serial: RSZ201123008-SA-S1**

Communication System: Generic FDD-LTE; Frequency: 1732.5 MHz; Duty Cycle: 1:1

Medium parameters used: $f = 1732.5$ MHz; $\sigma = 1.356$ S/m; $\epsilon_r = 40.319$; $\rho = 1000$ kg/m³

Phantom section: Flat Section

DASY5 Configuration:

- Probe: EX3DV4 - SN7329; ConvF(8.41, 8.41, 8.41) @ 1732.5 MHz; Calibrated: 2020/11/30
- Sensor-Surface: 1.4mm (Mechanical Surface Detection)
- Electronics: DAE4 Sn772; Calibrated: 2020/11/23
- Phantom: SAM (30deg probe tilt) with CRP v5.0_20150321; Type: QD000P40CD; Serial: TP:1874
- Measurement SW: DASY52, Version 52.10 (2); SEMCAD X Version 14.6.12 (7470)

Area Scan (61x71x1): Interpolated grid: dx=1.500 mm, dy=1.500 mm

Maximum value of SAR (interpolated) = 0.191 W/kg


Zoom Scan (5x6x7)/Cube 0: Measurement grid: dx=8mm, dy=8mm, dz=5mm

Reference Value = 8.183 V/m; Power Drift = 0.15 dB

Peak SAR (extrapolated) = 0.215 W/kg

SAR(1 g) = 0.137 W/kg; SAR(10 g) = 0.090 W/kg

Maximum value of SAR (measured) = 0.185 W/kg



0 dB = 0.185 W/kg = -7.33 dBW/kg

Plot 31#: LTE Band 4_1RB_Body Left_Mid**DUT: smartphones; Type: M7L; Serial: RSZ201123008-SA-S1**

Communication System: Generic FDD-LTE; Frequency: 1732.5 MHz; Duty Cycle: 1:1

Medium parameters used: $f = 1732.5$ MHz; $\sigma = 1.356$ S/m; $\epsilon_r = 40.319$; $\rho = 1000$ kg/m³

Phantom section: Flat Section

DASY5 Configuration:

- Probe: EX3DV4 - SN7329; ConvF(8.41, 8.41, 8.41) @ 1732.5 MHz; Calibrated: 2020/11/30
- Sensor-Surface: 1.4mm (Mechanical Surface Detection)
- Electronics: DAE4 Sn772; Calibrated: 2020/11/23
- Phantom: SAM (30deg probe tilt) with CRP v5.0_20150321; Type: QD000P40CD; Serial: TP:1874
- Measurement SW: DASY52, Version 52.10 (2); SEMCAD X Version 14.6.12 (7470)

Area Scan (41x71x1): Interpolated grid: dx=1.500 mm, dy=1.500 mm

Maximum value of SAR (interpolated) = 0.158 W/kg

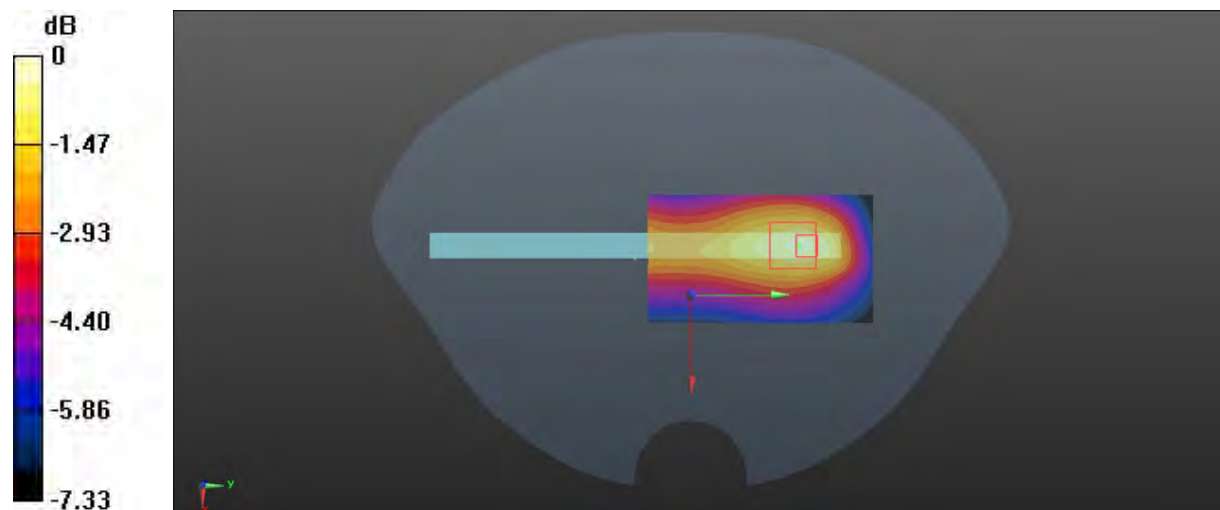
Zoom Scan (5x6x7)/Cube 0: Measurement grid: dx=8mm, dy=8mm, dz=5mm

Reference Value = 9.135 V/m; Power Drift = -0.11 dB

Peak SAR (extrapolated) = 0.175 W/kg

SAR(1 g) = 0.106 W/kg; SAR(10 g) = 0.066 W/kg

Maximum value of SAR (measured) = 0.150 W/kg



0 dB = 0.150 W/kg = -8.24 dBW/kg

Plot 32#: LTE Band 4_50%RB_Body Left _ Mid**DUT: smartphones; Type: M7L; Serial: RSZ201123008-SA-S1**

Communication System: Generic FDD-LTE; Frequency: 1732.5 MHz; Duty Cycle: 1:1

Medium parameters used: $f = 1732.5$ MHz; $\sigma = 1.356$ S/m; $\epsilon_r = 40.319$; $\rho = 1000$ kg/m³

Phantom section: Flat Section

DASY5 Configuration:

- Probe: EX3DV4 - SN7329; ConvF(8.41, 8.41, 8.41) @ 1732.5 MHz; Calibrated: 2020/11/30
- Sensor-Surface: 1.4mm (Mechanical Surface Detection)
- Electronics: DAE4 Sn772; Calibrated: 2020/11/23
- Phantom: SAM (30deg probe tilt) with CRP v5.0_20150321; Type: QD000P40CD; Serial: TP:1874
- Measurement SW: DASY52, Version 52.10 (2); SEMCAD X Version 14.6.12 (7470)

Area Scan (41x71x1): Interpolated grid: dx=1.500 mm, dy=1.500 mm

Maximum value of SAR (interpolated) = 0.152 W/kg

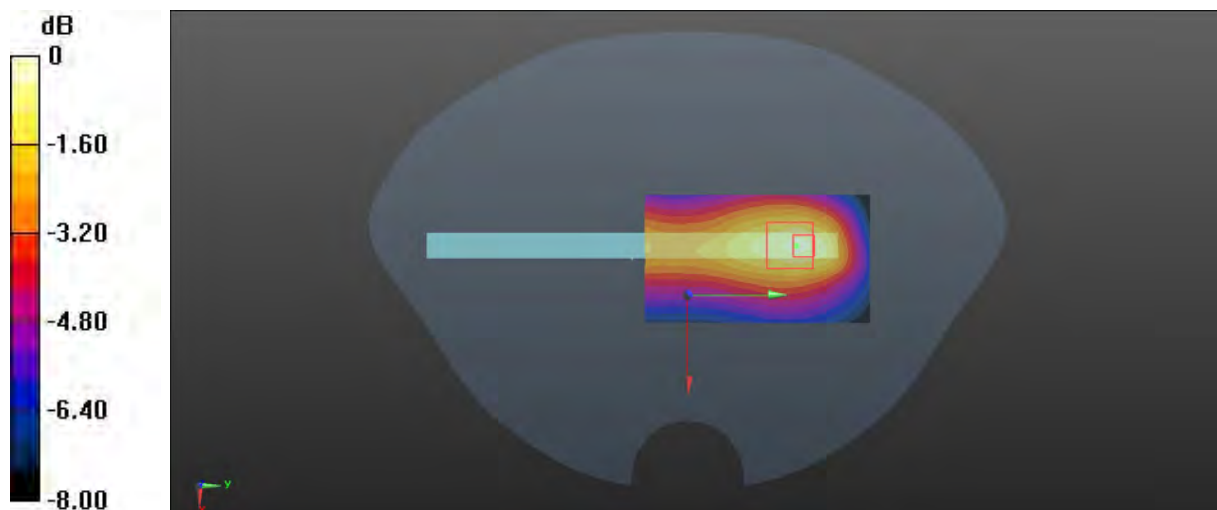
Zoom Scan (5x6x7)/Cube 0: Measurement grid: dx=8mm, dy=8mm, dz=5mm

Reference Value = 8.944 V/m; Power Drift = -0.06 dB

Peak SAR (extrapolated) = 0.177 W/kg

SAR(1 g) = 0.106 W/kg; SAR(10 g) = 0.065 W/kg

Maximum value of SAR (measured) = 0.151 W/kg



0 dB = 0.151 W/kg = -8.21 dBW/kg

Plot 33#: LTE Band 4_1RB _ Body Bottom _Mid**DUT: smartphones; Type: M7L; Serial: RSZ201123008-SA-S1**

Communication System: Generic FDD-LTE; Frequency: 1732.5 MHz; Duty Cycle: 1:1

Medium parameters used: $f = 1732.5$ MHz; $\sigma = 1.356$ S/m; $\epsilon_r = 40.319$; $\rho = 1000$ kg/m³

Phantom section: Flat Section

DASY5 Configuration:

- Probe: EX3DV4 - SN7329; ConvF(8.41, 8.41, 8.41) @ 1732.5 MHz; Calibrated: 2020/11/30
- Sensor-Surface: 1.4mm (Mechanical Surface Detection)
- Electronics: DAE4 Sn772; Calibrated: 2020/11/23
- Phantom: SAM (30deg probe tilt) with CRP v5.0_20150321; Type: QD000P40CD; Serial: TP:1874
- Measurement SW: DASY52, Version 52.10 (2); SEMCAD X Version 14.6.12 (7470)

Area Scan (41x91x1): Interpolated grid: dx=1.500 mm, dy=1.500 mm

Maximum value of SAR (interpolated) = 0.0573 W/kg


Zoom Scan (5x6x7)/Cube 0: Measurement grid: dx=8mm, dy=8mm, dz=5mm

Reference Value = 5.280 V/m; Power Drift = 0.15 dB

Peak SAR (extrapolated) = 0.0650 W/kg

SAR(1 g) = 0.043 W/kg; SAR(10 g) = 0.029 W/kg

Maximum value of SAR (measured) = 0.0559 W/kg



0 dB = 0.0559 W/kg = -12.53 dBW/kg

Plot 34#: LTE Band 4_50%RB_ Body Bottom _Mid**DUT: smartphones; Type: M7L; Serial: RSZ201123008-SA-S1**

Communication System: Generic FDD-LTE; Frequency: 1732.5 MHz; Duty Cycle: 1:1

Medium parameters used: $f = 1732.5$ MHz; $\sigma = 1.356$ S/m; $\epsilon_r = 40.319$; $\rho = 1000$ kg/m³

Phantom section: Flat Section

DASY5 Configuration:

- Probe: EX3DV4 - SN7329; ConvF(8.41, 8.41, 8.41) @ 1732.5 MHz; Calibrated: 2020/11/30
- Sensor-Surface: 1.4mm (Mechanical Surface Detection)
- Electronics: DAE4 Sn772; Calibrated: 2020/11/23
- Phantom: SAM (30deg probe tilt) with CRP v5.0_20150321; Type: QD000P40CD; Serial: TP:1874
- Measurement SW: DASY52, Version 52.10 (2); SEMCAD X Version 14.6.12 (7470)

Area Scan (41x91x1): Interpolated grid: dx=1.500 mm, dy=1.500 mm

Maximum value of SAR (interpolated) = 0.0570 W/kg

Zoom Scan (7x9x7)/Cube 0: Measurement grid: dx=8mm, dy=8mm, dz=5mm

Reference Value = 5.325 V/m; Power Drift = 0.12 dB

Peak SAR (extrapolated) = 0.0680 W/kg

SAR(1 g) = 0.042 W/kg; SAR(10 g) = 0.029 W/kg

Maximum value of SAR (measured) = 0.0585 W/kg



0 dB = 0.0585 W/kg = -12.33 dBW/kg

Plot 35#: LTE Band 5 1RB_ Head Flat_Mid**DUT: smartphones; Type: M7L; Serial: RSZ201123008-SA-S1**

Communication System: Generic FDD-LTE; Frequency: 836.5 MHz; Duty Cycle: 1:1

Medium parameters used: $f = 836.5$ MHz; $\sigma = 0.905$ S/m; $\epsilon_r = 41.568$; $\rho = 1000$ kg/m³

Phantom section: Flat Section

DASY5 Configuration:

- Probe: EX3DV4 - SN7329; ConvF(10.13, 10.13, 10.13)1 @ 836.5 MHz; Calibrated: 2020/11/30
- Sensor-Surface: 1.4mm (Mechanical Surface Detection)
- Electronics: DAE4 Sn772; Calibrated: 2020/11/23
- Phantom: SAM (30deg probe tilt) with CRP v5.0_20150321; Type: QD000P40CD; Serial: TP:1874
- Measurement SW: DASY52, Version 52.10 (2); SEMCAD X Version 14.6.12 (7470)

Area Scan (101x81x1): Interpolated grid: dx=1.500 mm, dy=1.500 mm

Maximum value of SAR (interpolated) = 0.0278 W/kg

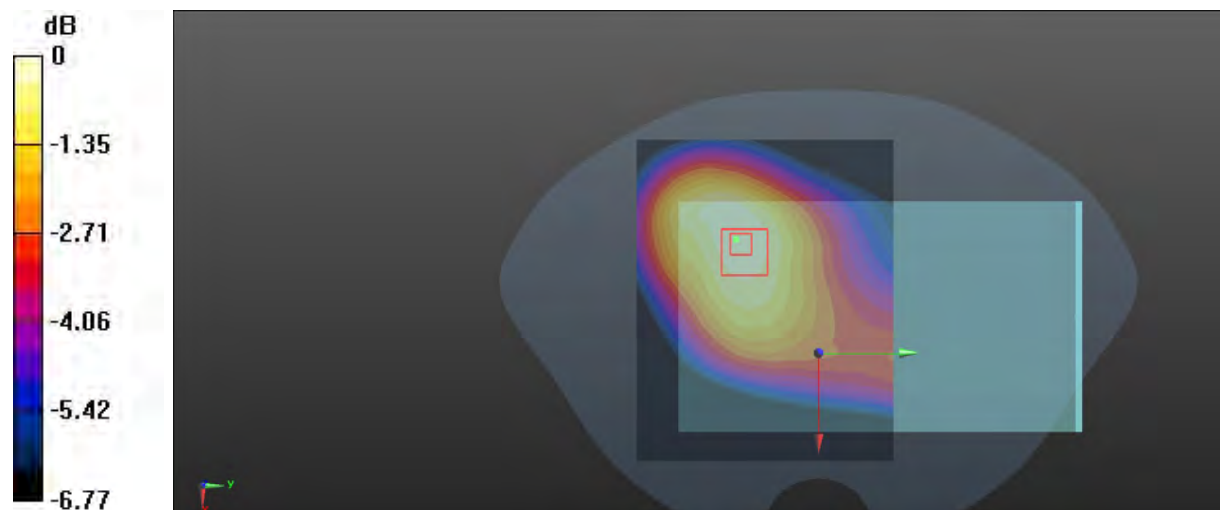
Zoom Scan (6x6x7)/Cube 0: Measurement grid: dx=8mm, dy=8mm, dz=5mm

Reference Value = 4.075 V/m; Power Drift = -0.17 dB

Peak SAR (extrapolated) = 0.0290 W/kg

SAR(1 g) = 0.022 W/kg; SAR(10 g) = 0.017 W/kg

Maximum value of SAR (measured) = 0.0269 W/kg



0 dB = 0.0269 W/kg = -15.70 dBW/kg

Plot36#: LTE Band 5 50%RB_ Head Flat_Mid**DUT: smartphones; Type: M7L; Serial: RSZ201123008-SA-S1**

Communication System: Generic FDD-LTE; Frequency: 836.5 MHz; Duty Cycle: 1:1

Medium parameters used: $f = 836.5$ MHz; $\sigma = 0.905$ S/m; $\epsilon_r = 41.568$; $\rho = 1000$ kg/m³

Phantom section: Flat Section

DASY5 Configuration:

- Probe: EX3DV4 - SN7329; ConvF(10.13, 10.13, 10.13)1 @ 836.5 MHz; Calibrated: 2020/11/30
- Sensor-Surface: 1.4mm (Mechanical Surface Detection)
- Electronics: DAE4 Sn772; Calibrated: 2020/11/23
- Phantom: SAM (30deg probe tilt) with CRP v5.0_20150321; Type: QD000P40CD; Serial: TP:1874
- Measurement SW: DASY52, Version 52.10 (2); SEMCAD X Version 14.6.12 (7470)

Area Scan (101x81x1): Interpolated grid: dx=1.500 mm, dy=1.500 mm

Maximum value of SAR (interpolated) = 0.0249 W/kg

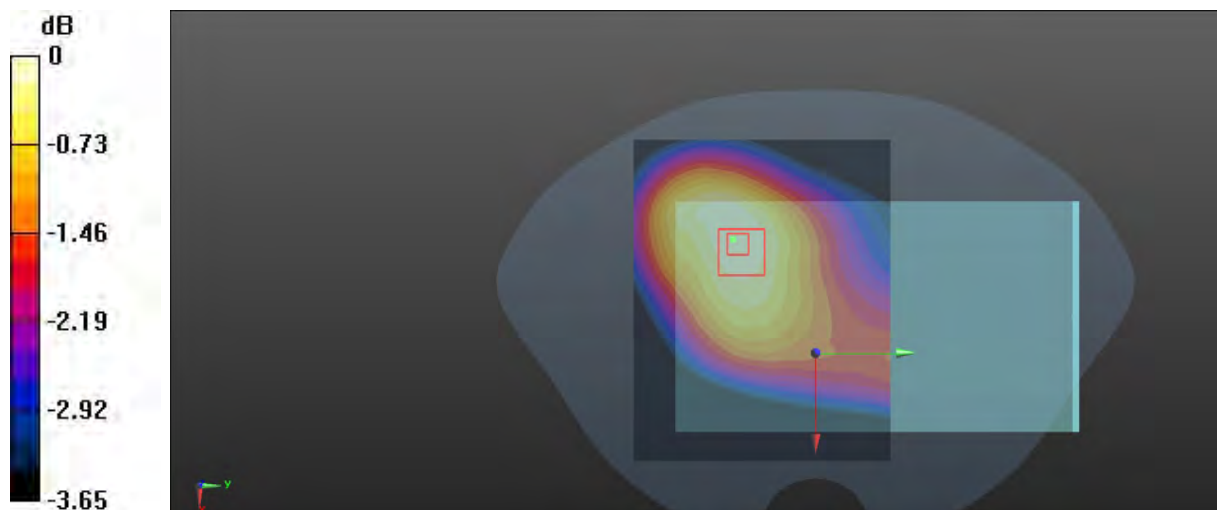
Zoom Scan (6x6x7)/Cube 0: Measurement grid: dx=8mm, dy=8mm, dz=5mm

Reference Value = 3.728 V/m; Power Drift = -0.17 dB

Peak SAR (extrapolated) = 0.0250 W/kg

SAR(1 g) = 0.020 W/kg; SAR(10 g) = 0.015 W/kg

Maximum value of SAR (measured) = 0.0234 W/kg



0 dB = 0.0234 W/kg = -16.31 dBW/kg

Plot 37#: LTE Band 5_1RB_Body Back_Mid**DUT: smartphones; Type: M7L; Serial: RSZ201123008-SA-S1**

Communication System: Generic FDD-LTE; Frequency: 836.5 MHz; Duty Cycle: 1:1

Medium parameters used: $f = 836.5$ MHz; $\sigma = 0.905$ S/m; $\epsilon_r = 41.568$; $\rho = 1000$ kg/m³

Phantom section: Flat Section

DASY5 Configuration:

- Probe: EX3DV4 - SN7329; ConvF(10.13, 10.13, 10.13)1 @ 836.5 MHz; Calibrated: 2020/11/30
- Sensor-Surface: 1.4mm (Mechanical Surface Detection)
- Electronics: DAE4 Sn772; Calibrated: 2020/11/23
- Phantom: SAM (30deg probe tilt) with CRP v5.0_20150321; Type: QD000P40CD; Serial: TP:1874
- Measurement SW: DASY52, Version 52.10 (2); SEMCAD X Version 14.6.12 (7470)

Area Scan (91x71x1): Interpolated grid: dx=1.500 mm, dy=1.500 mm

Maximum value of SAR (interpolated) = 0.193 W/kg

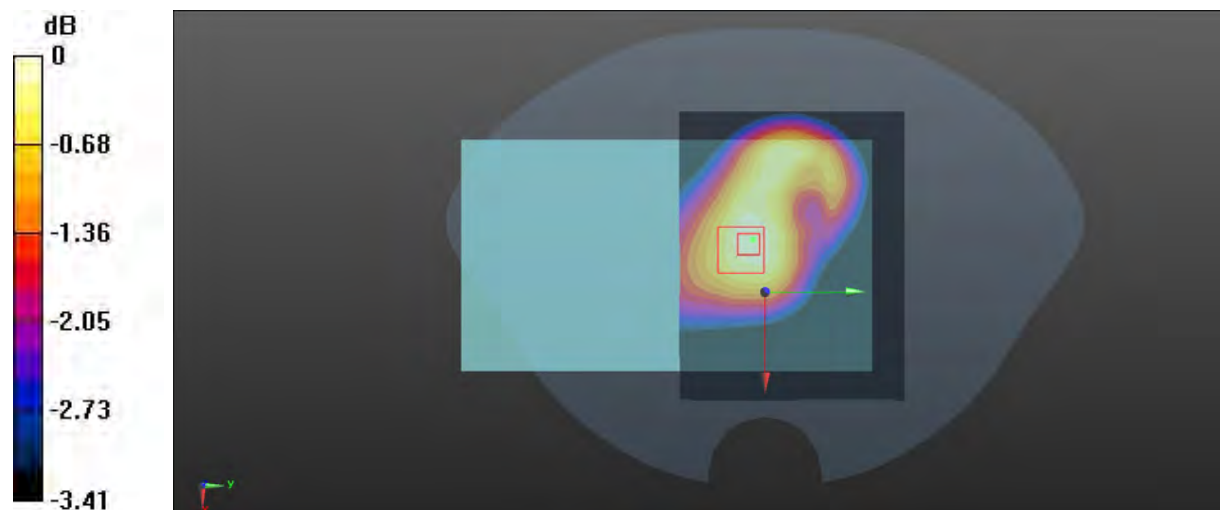
Zoom Scan (6x6x7)/Cube 0: Measurement grid: dx=8mm, dy=8mm, dz=5mm

Reference Value = 13.53 V/m; Power Drift = -0.03 dB

Peak SAR (extrapolated) = 0.210 W/kg

SAR(1 g) = 0.167 W/kg; SAR(10 g) = 0.135 W/kg

Maximum value of SAR (measured) = 0.195 W/kg



0 dB = 0.195 W/kg = -7.10 dBW/kg

Plot 38#: LTE Band 5_50%RB_Body Back_ Mid**DUT: smartphones; Type: M7L; Serial: RSZ201123008-SA-S1**

Communication System: Generic FDD-LTE; Frequency: 836.5 MHz; Duty Cycle: 1:1

Medium parameters used: $f = 836.5$ MHz; $\sigma = 0.905$ S/m; $\epsilon_r = 41.568$; $\rho = 1000$ kg/m³

Phantom section: Flat Section

DASY5 Configuration:

- Probe: EX3DV4 - SN7329; ConvF(10.13, 10.13, 10.13)1 @ 836.5 MHz; Calibrated: 2020/11/30
- Sensor-Surface: 1.4mm (Mechanical Surface Detection)
- Electronics: DAE4 Sn772; Calibrated: 2020/11/23
- Phantom: SAM (30deg probe tilt) with CRP v5.0_20150321; Type: QD000P40CD; Serial: TP:1874
- Measurement SW: DASY52, Version 52.10 (2); SEMCAD X Version 14.6.12 (7470)

Area Scan (91x71x1): Interpolated grid: dx=1.500 mm, dy=1.500 mm

Maximum value of SAR (interpolated) = 0.163 W/kg

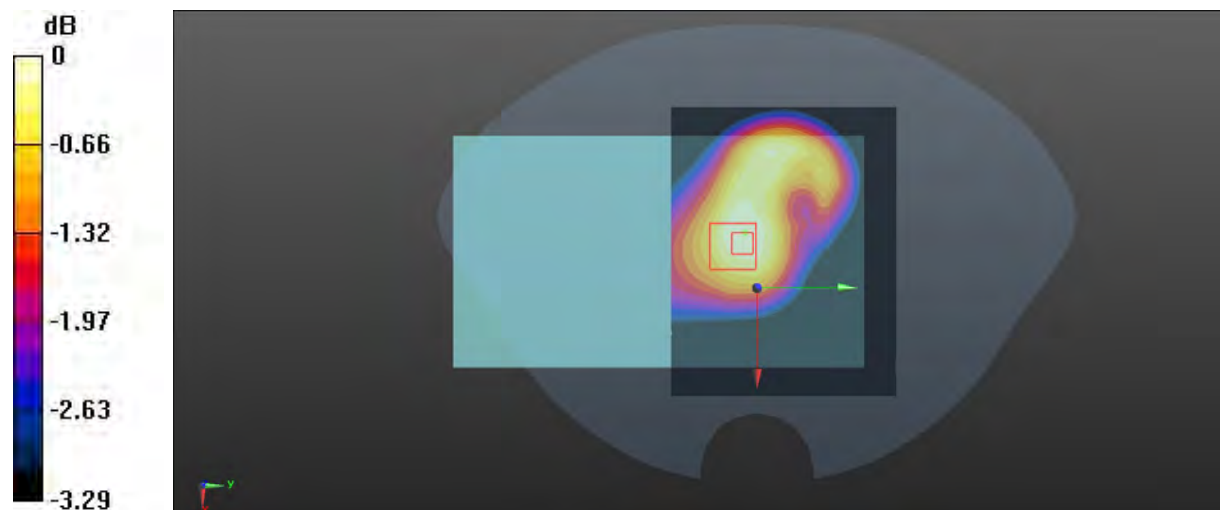
Zoom Scan (8x6x7)/Cube 0: Measurement grid: dx=8mm, dy=8mm, dz=5mm

Reference Value = 12.29 V/m; Power Drift = 0.04 dB

Peak SAR (extrapolated) = 0.173 W/kg

SAR(1 g) = 0.139 W/kg; SAR(10 g) = 0.112 W/kg

Maximum value of SAR (measured) = 0.161 W/kg



0 dB = 0.161 W/kg = -7.93 dBW/kg

Plot 39#: LTE Band 5_1RB_Body Left_Mid**DUT: smartphones; Type: M7L; Serial: RSZ201123008-SA-S1**

Communication System: Generic FDD-LTE; Frequency: 836.5 MHz; Duty Cycle: 1:1

Medium parameters used: $f = 836.5$ MHz; $\sigma = 0.905$ S/m; $\epsilon_r = 41.568$; $\rho = 1000$ kg/m³

Phantom section: Flat Section

DASY5 Configuration:

- Probe: EX3DV4 - SN7329; ConvF(10.13, 10.13, 10.13)1 @ 836.5 MHz; Calibrated: 2020/11/30
- Sensor-Surface: 1.4mm (Mechanical Surface Detection)
- Electronics: DAE4 Sn772; Calibrated: 2020/11/23
- Phantom: SAM (30deg probe tilt) with CRP v5.0_20150321; Type: QD000P40CD; Serial: TP:1874
- Measurement SW: DASY52, Version 52.10 (2); SEMCAD X Version 14.6.12 (7470)

Area Scan (51x71x1): Interpolated grid: dx=1.500 mm, dy=1.500 mm

Maximum value of SAR (interpolated) = 0.0189 W/kg

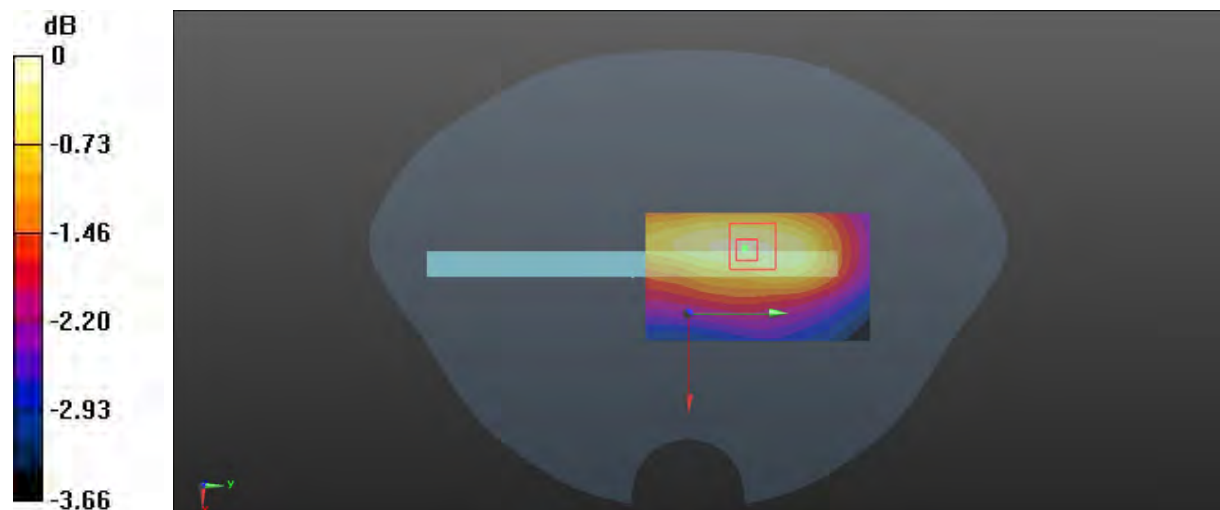
Zoom Scan (5x6x7)/Cube 0: Measurement grid: dx=8mm, dy=8mm, dz=5mm

Reference Value = 1.775 V/m; Power Drift = 0.12 dB

Peak SAR (extrapolated) = 0.0170 W/kg

SAR(1 g) = 0.012 W/kg; SAR(10 g) = 0.00827 W/kg

Maximum value of SAR (measured) = 0.0152 W/kg



0 dB = 0.0152 W/kg = -18.18 dBW/kg

Plot 40#: LTE Band 5_50%RB_ Body Left_Mid**DUT: smartphones; Type: M7L; Serial: RSZ201123008-SA-S1**

Communication System: Generic FDD-LTE; Frequency: 836.5 MHz; Duty Cycle: 1:1

Medium parameters used: $f = 836.5$ MHz; $\sigma = 0.905$ S/m; $\epsilon_r = 41.568$; $\rho = 1000$ kg/m³

Phantom section: Flat Section

DASY5 Configuration:

- Probe: EX3DV4 - SN7329; ConvF(10.13, 10.13, 10.13)1 @ 836.5 MHz; Calibrated: 2020/11/30
- Sensor-Surface: 1.4mm (Mechanical Surface Detection)
- Electronics: DAE4 Sn772; Calibrated: 2020/11/23
- Phantom: SAM (30deg probe tilt) with CRP v5.0_20150321; Type: QD000P40CD; Serial: TP:1874
- Measurement SW: DASY52, Version 52.10 (2); SEMCAD X Version 14.6.12 (7470)

Area Scan (61x81x1): Interpolated grid: dx=1.500 mm, dy=1.500 mm

Maximum value of SAR (interpolated) = 0.0177 W/kg

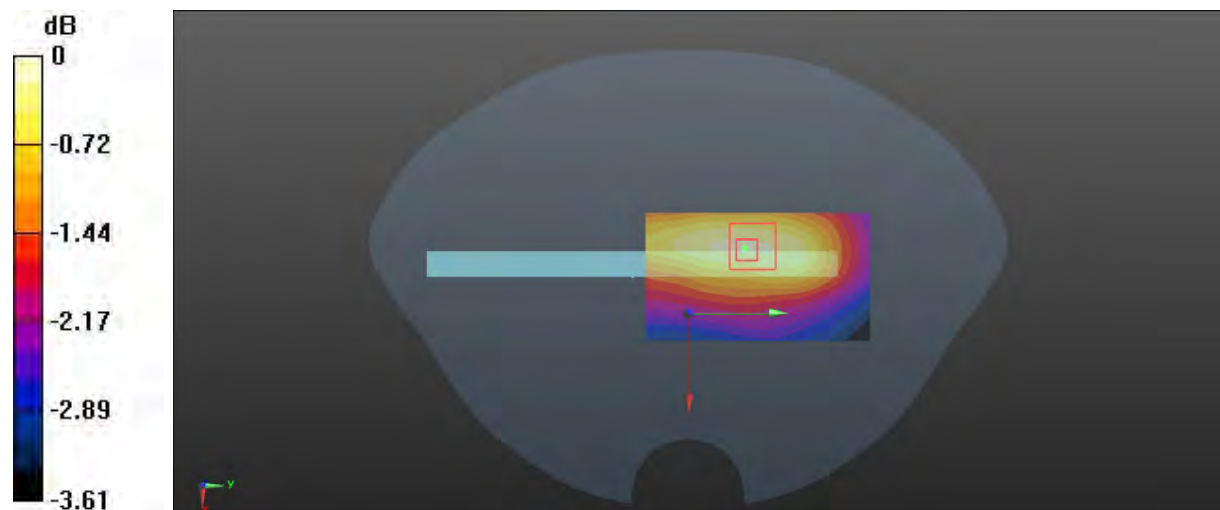
Zoom Scan (5x6x7)/Cube 0: Measurement grid: dx=8mm, dy=8mm, dz=5mm

Reference Value = 2.277 V/m; Power Drift = -0.18 dB

Peak SAR (extrapolated) = 0.0160 W/kg

SAR(1 g) = 0.011 W/kg; SAR(10 g) = 0.00824 W/kg

Maximum value of SAR (measured) = 0.0148 W/kg



0 dB = 0.0148 W/kg = -18.30 dBW/kg

Plot 41#: LTE Band 5_1RB_Body Bottom_Mid**DUT: smartphones; Type: M7L; Serial: RSZ201123008-SA-S1**

Communication System: Generic FDD-LTE; Frequency: 836.5 MHz; Duty Cycle: 1:1

Medium parameters used: $f = 836.5$ MHz; $\sigma = 0.905$ S/m; $\epsilon_r = 41.568$; $\rho = 1000$ kg/m³

Phantom section: Flat Section

DASY5 Configuration:

- Probe: EX3DV4 - SN7329; ConvF(10.13, 10.13, 10.13)1 @ 836.5 MHz; Calibrated: 2020/11/30
- Sensor-Surface: 1.4mm (Mechanical Surface Detection)
- Electronics: DAE4 Sn772; Calibrated: 2020/11/23
- Phantom: SAM (30deg probe tilt) with CRP v5.0_20150321; Type: QD000P40CD; Serial: TP:1874
- Measurement SW: DASY52, Version 52.10 (2); SEMCAD X Version 14.6.12 (7470)

Area Scan (41x91x1): Interpolated grid: dx=1.500 mm, dy=1.500 mm

Maximum value of SAR (interpolated) = 0.107 W/kg


Zoom Scan (5x6x7)/Cube 0: Measurement grid: dx=8mm, dy=8mm, dz=5mm

Reference Value = 8.205 V/m; Power Drift = 0.14 dB

Peak SAR (extrapolated) = 0.129 W/kg

SAR(1 g) = 0.087 W/kg; SAR(10 g) = 0.062 W/kg

Maximum value of SAR (measured) = 0.112 W/kg



0 dB = 0.112 W/kg = -9.51 dBW/kg

Plot 42#: LTE Band 5_50%RB_Body Bottom_Mid**DUT: smartphones; Type: M7L; Serial: RSZ201123008-SA-S1**

Communication System: Generic FDD-LTE; Frequency: 836.5 MHz; Duty Cycle: 1:1

Medium parameters used: $f = 836.5$ MHz; $\sigma = 0.905$ S/m; $\epsilon_r = 41.568$; $\rho = 1000$ kg/m³

Phantom section: Flat Section

DASY5 Configuration:

- Probe: EX3DV4 - SN7329; ConvF(10.13, 10.13, 10.13)1 @ 836.5 MHz; Calibrated: 2020/11/30
- Sensor-Surface: 1.4mm (Mechanical Surface Detection)
- Electronics: DAE4 Sn772; Calibrated: 2020/11/23
- Phantom: SAM (30deg probe tilt) with CRP v5.0_20150321; Type: QD000P40CD; Serial: TP:1874
- Measurement SW: DASY52, Version 52.10 (2); SEMCAD X Version 14.6.12 (7470)

Area Scan (41x91x1): Interpolated grid: dx=1.500 mm, dy=1.500 mm

Maximum value of SAR (interpolated) = 0.0871 W/kg

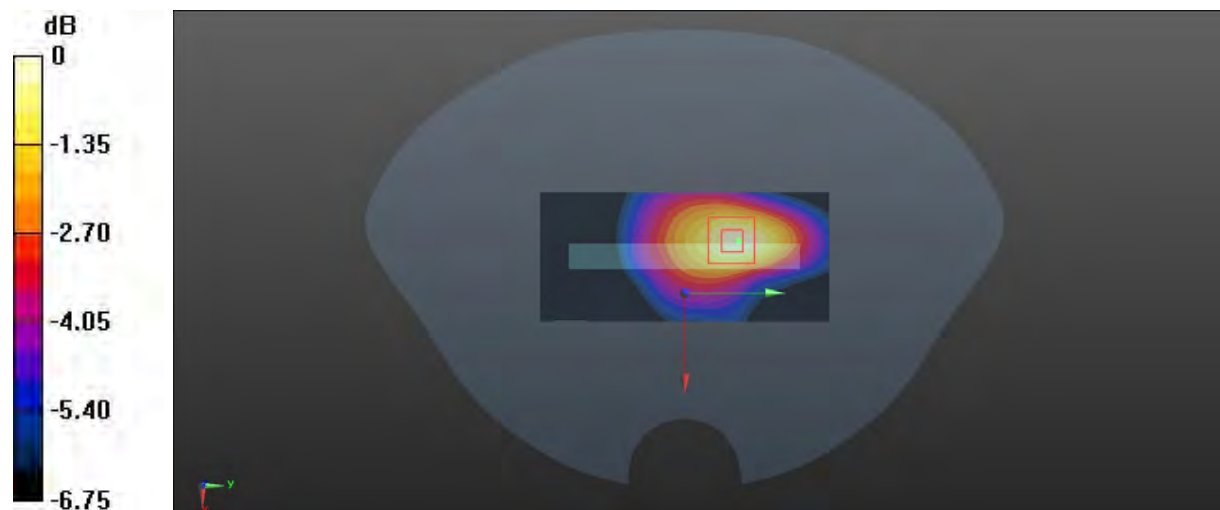
Zoom Scan (5x6x7)/Cube 0: Measurement grid: dx=8mm, dy=8mm, dz=5mm

Reference Value = 7.427 V/m; Power Drift = 0.01 dB

Peak SAR (extrapolated) = 0.103 W/kg

SAR(1 g) = 0.070 W/kg; SAR(10 g) = 0.050 W/kg

Maximum value of SAR (measured) = 0.0907 W/kg



0 dB = 0.0907 W/kg = -10.42 dBW/kg

Plot 43#: LTE Band 7 1RB _Head Flat_Mid**DUT: smartphones; Type: M7L; Serial: RSZ201123008-SA-S1**

Communication System: Generic FDD-LTE; Frequency: 2535 MHz; Duty Cycle: 1:1

Medium parameters used: $f = 2535$ MHz; $\sigma = 1.896$ S/m; $\epsilon_r = 39.142$; $\rho = 1000$ kg/m³

Phantom section: Flat Section

DASY5 Configuration:

- Probe: EX3DV4 - SN7329; ConvF(7.44, 7.44, 7.44) @ 2535 MHz; Calibrated: 2020/11/30
- Sensor-Surface: 1.4mm (Mechanical Surface Detection)
- Electronics: DAE4 Sn772; Calibrated: 2020/11/23
- Phantom: SAM (30deg probe tilt) with CRP v5.0_20150321; Type: QD000P40CD; Serial: TP:1874
- Measurement SW: DASY52, Version 52.10 (2); SEMCAD X Version 14.6.12 (7470)

Area Scan (101x101x1): Interpolated grid: dx=1.200 mm, dy=1.200 mm

Maximum value of SAR (interpolated) = 0.289 W/kg

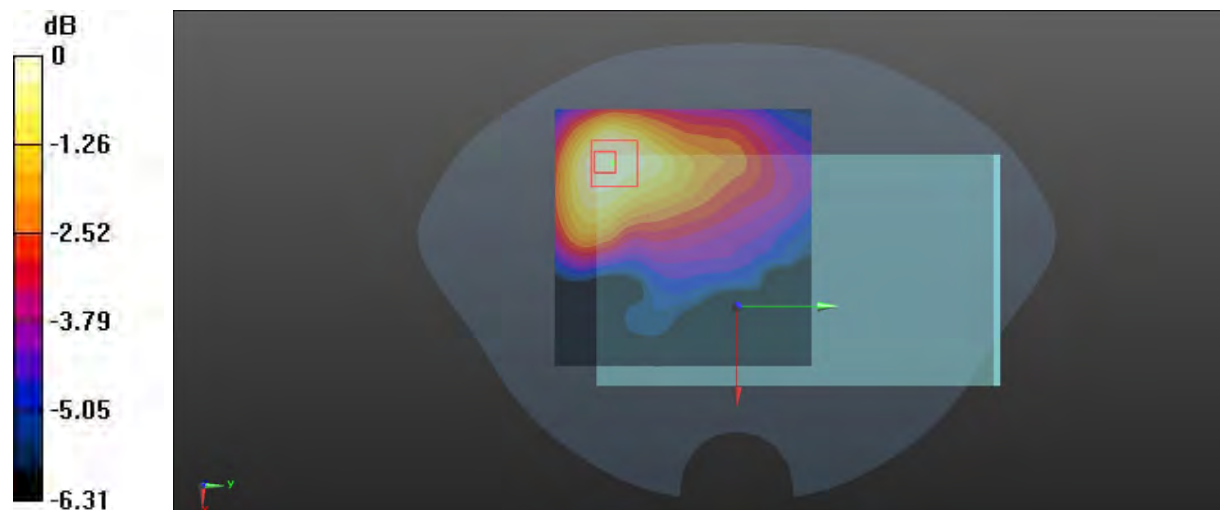
Zoom Scan (6x6x7)/Cube 0: Measurement grid: dx=8mm, dy=8mm, dz=5mm

Reference Value = 5.040 V/m; Power Drift = 0.16 dB

Peak SAR (extrapolated) = 0.351 W/kg

SAR(1 g) = 0.183 W/kg; SAR(10 g) = 0.102 W/kg

Maximum value of SAR (measured) = 0.288 W/kg



0 dB = 0.288 W/kg = -5.41 dBW/kg

Plot 44#: LTE Band 7 50%RB_Head Flat_Mid**DUT: smartphones; Type: M7L; Serial: RSZ201123008-SA-S1**

Communication System: Generic FDD-LTE; Frequency: 2535 MHz; Duty Cycle: 1:1

Medium parameters used: $f = 2535$ MHz; $\sigma = 1.896$ S/m; $\epsilon_r = 39.142$; $\rho = 1000$ kg/m³

Phantom section: Flat Section

DASY5 Configuration:

- Probe: EX3DV4 - SN7329; ConvF(7.44, 7.44, 7.44) @ 2535 MHz; Calibrated: 2020/11/30
- Sensor-Surface: 1.4mm (Mechanical Surface Detection)
- Electronics: DAE4 Sn772; Calibrated: 2020/11/23
- Phantom: SAM (30deg probe tilt) with CRP v5.0_20150321; Type: QD000P40CD; Serial: TP:1874
- Measurement SW: DASY52, Version 52.10 (2); SEMCAD X Version 14.6.12 (7470)

Area Scan (101x101x1): Interpolated grid: dx=1.200 mm, dy=1.200 mm

Maximum value of SAR (interpolated) = 0.280 W/kg

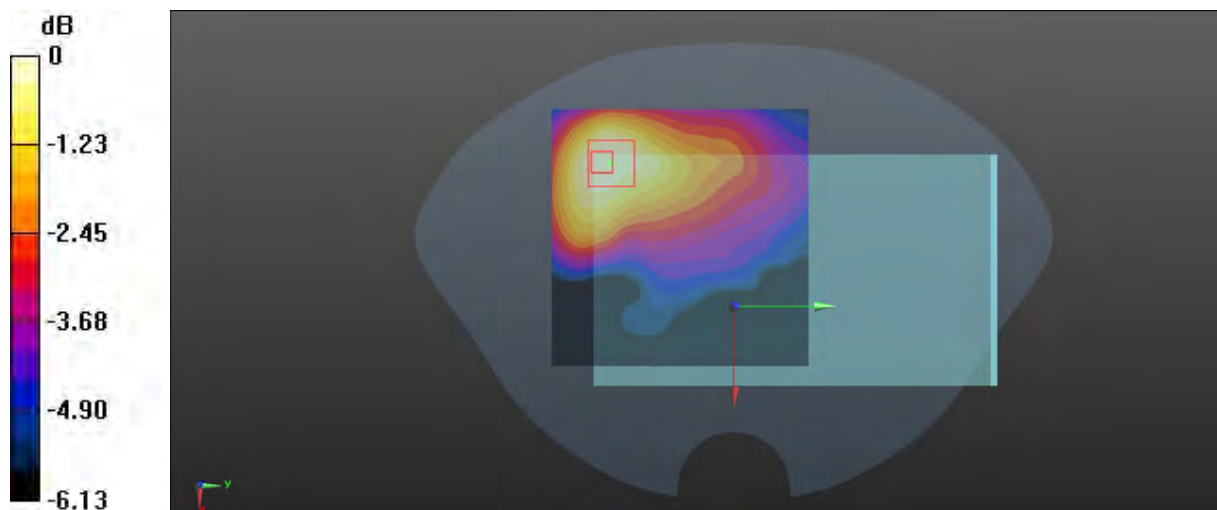
Zoom Scan (6x6x7)/Cube 0: Measurement grid: dx=8mm, dy=8mm, dz=5mm

Reference Value = 5.213 V/m; Power Drift = -0.16 dB

Peak SAR (extrapolated) = 0.332 W/kg

SAR(1 g) = 0.175 W/kg; SAR(10 g) = 0.097 W/kg

Maximum value of SAR (measured) = 0.274 W/kg



0 dB = 0.274 W/kg = -5.62 dBW/kg

Plot45#: LTE Band 7_1RB_Body Back_Mid**DUT: smartphones; Type: M7L; Serial: RSZ201123008-SA-S1**

Communication System: Generic FDD-LTE; Frequency: 2535 MHz; Duty Cycle: 1:1

Medium parameters used: $f = 2535$ MHz; $\sigma = 1.896$ S/m; $\epsilon_r = 39.142$; $\rho = 1000$ kg/m³

Phantom section: Flat Section

DASY5 Configuration:

- Probe: EX3DV4 - SN7329; ConvF(7.44, 7.44, 7.44) @ 2535 MHz; Calibrated: 2020/11/30
- Sensor-Surface: 1.4mm (Mechanical Surface Detection)
- Electronics: DAE4 Sn772; Calibrated: 2020/11/23
- Phantom: SAM (30deg probe tilt) with CRP v5.0_20150321; Type: QD000P40CD; Serial: TP:1874
- Measurement SW: DASY52, Version 52.10 (2); SEMCAD X Version 14.6.12 (7470)

Area Scan (91x81x1): Interpolated grid: dx=1.500 mm, dy=1.500 mm

Maximum value of SAR (interpolated) = 0.137 W/kg


Zoom Scan (6x6x7)/Cube 0: Measurement grid: dx=8mm, dy=8mm, dz=5mm

Reference Value = 3.744 V/m; Power Drift = 0.13 dB

Peak SAR (extrapolated) = 0.161 W/kg

SAR(1 g) = 0.087 W/kg; SAR(10 g) = 0.049 W/kg

Maximum value of SAR (measured) = 0.135 W/kg



0 dB = 0.135 W/kg = -8.70 dBW/kg

Plot46#: LTE Band 7_50%RB_Body Back_Mid**DUT: smartphones; Type: M7L; Serial: RSZ201123008-SA-S1**

Communication System: Generic FDD-LTE; Frequency: 2535 MHz; Duty Cycle: 1:1

Medium parameters used: $f = 2535$ MHz; $\sigma = 1.896$ S/m; $\epsilon_r = 39.142$; $\rho = 1000$ kg/m³

Phantom section: Flat Section

DASY5 Configuration:

- Probe: EX3DV4 - SN7329; ConvF(7.44, 7.44, 7.44) @ 2535 MHz; Calibrated: 2020/11/30
- Sensor-Surface: 1.4mm (Mechanical Surface Detection)
- Electronics: DAE4 Sn772; Calibrated: 2020/11/23
- Phantom: SAM (30deg probe tilt) with CRP v5.0_20150321; Type: QD000P40CD; Serial: TP:1874
- Measurement SW: DASY52, Version 52.10 (2); SEMCAD X Version 14.6.12 (7470)

Area Scan (91x81x1): Interpolated grid: dx=1.500 mm, dy=1.500 mm

Maximum value of SAR (interpolated) = 0.129 W/kg


Zoom Scan (6x6x7)/Cube 0: Measurement grid: dx=8mm, dy=8mm, dz=5mm

Reference Value = 3.992 V/m; Power Drift = -0.17 dB

Peak SAR (extrapolated) = 0.154 W/kg

SAR(1 g) = 0.081 W/kg; SAR(10 g) = 0.046 W/kg

Maximum value of SAR (measured) = 0.125 W/kg



0 dB = 0.125 W/kg = -9.03 dBW/kg

Plot 47#: LTE Band 7_1RB_Body Left_Mid**DUT: smartphones; Type: M7L; Serial: RSZ201123008-SA-S1**

Communication System: Generic FDD-LTE; Frequency: 2535 MHz; Duty Cycle: 1:1

Medium parameters used: $f = 2535$ MHz; $\sigma = 1.896$ S/m; $\epsilon_r = 39.142$; $\rho = 1000$ kg/m³

Phantom section: Flat Section

DASY5 Configuration:

- Probe: EX3DV4 - SN7329; ConvF(7.44, 7.44, 7.44) @ 2535 MHz; Calibrated: 2020/11/30
- Sensor-Surface: 1.4mm (Mechanical Surface Detection)
- Electronics: DAE4 Sn772; Calibrated: 2020/11/23
- Phantom: SAM (30deg probe tilt) with CRP v5.0_20150321; Type: QD000P40CD; Serial: TP:1874
- Measurement SW: DASY52, Version 52.10 (2); SEMCAD X Version 14.6.12 (7470)

Area Scan (51x101x1): Interpolated grid: dx=1.200 mm, dy=1.200 mm

Maximum value of SAR (interpolated) = 0.413 W/kg

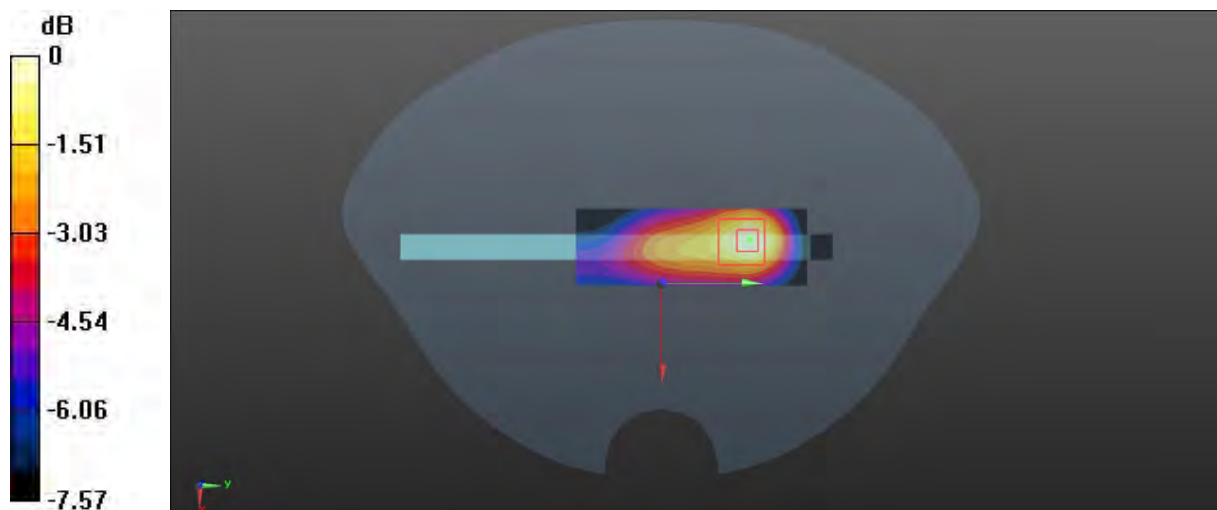
Zoom Scan (6x6x7)/Cube 0: Measurement grid: dx=8mm, dy=8mm, dz=5mm

Reference Value = 9.481 V/m; Power Drift = 0.09 dB

Peak SAR (extrapolated) = 0.493 W/kg

SAR(1 g) = 0.240 W/kg; SAR(10 g) = 0.121 W/kg

Maximum value of SAR (measured) = 0.396 W/kg



0 dB = 0.396 W/kg = -4.02 dBW/kg

Plot 48#: LTE Band 7_50%RB_Body Left_Mid**DUT: smartphones; Type: M7L; Serial: RSZ201123008-SA-S1**

Communication System: Generic FDD-LTE; Frequency: 2535 MHz; Duty Cycle: 1:1

Medium parameters used: $f = 2535$ MHz; $\sigma = 1.896$ S/m; $\epsilon_r = 39.142$; $\rho = 1000$ kg/m³

Phantom section: Flat Section

DASY5 Configuration:

- Probe: EX3DV4 - SN7329; ConvF(7.44, 7.44, 7.44) @ 2535 MHz; Calibrated: 2020/11/30
- Sensor-Surface: 1.4mm (Mechanical Surface Detection)
- Electronics: DAE4 Sn772; Calibrated: 2020/11/23
- Phantom: SAM (30deg probe tilt) with CRP v5.0_20150321; Type: QD000P40CD; Serial: TP:1874
- Measurement SW: DASY52, Version 52.10 (2); SEMCAD X Version 14.6.12 (7470)

Area Scan (51x101x1): Interpolated grid: dx=1.200 mm, dy=1.200 mm

Maximum value of SAR (interpolated) = 0.143 W/kg

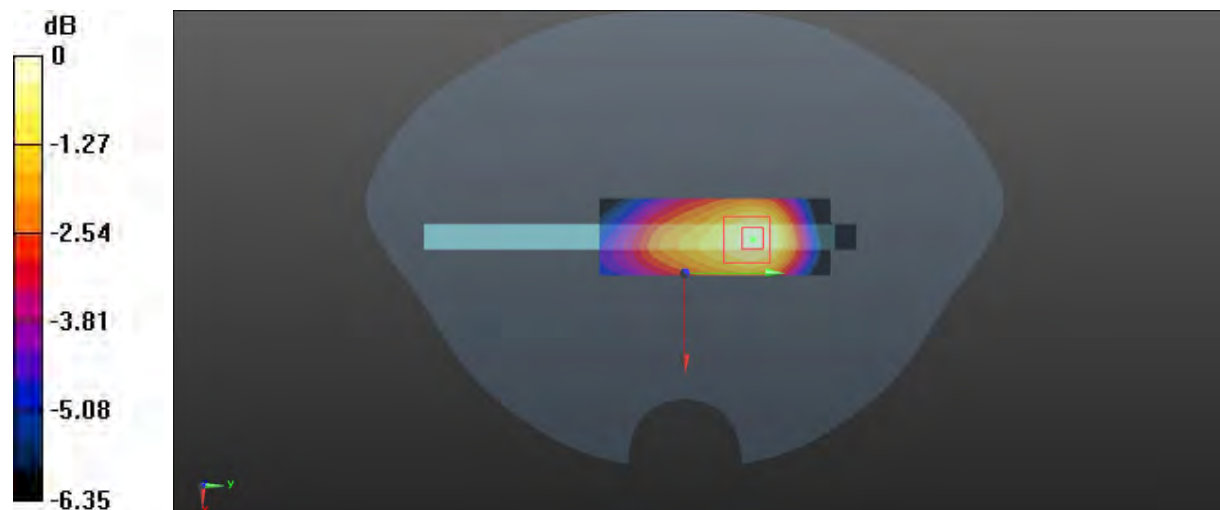
Zoom Scan (6x6x7)/Cube 0: Measurement grid: dx=8mm, dy=8mm, dz=5mm

Reference Value = 6.331 V/m; Power Drift = 0.19 dB

Peak SAR (extrapolated) = 0.182 W/kg

SAR(1 g) = 0.097 W/kg; SAR(10 g) = 0.054 W/kg

Maximum value of SAR (measured) = 0.151 W/kg



0 dB = 0.151 W/kg = -8.21 dBW/kg

Plot 49#: LTE Band 7_1RB_Body Bottom_Mid**DUT: smartphones; Type: M7L; Serial: RSZ201123008-SA-S1**

Communication System: Generic FDD-LTE; Frequency: 2535 MHz; Duty Cycle: 1:1

Medium parameters used: $f = 2535$ MHz; $\sigma = 1.896$ S/m; $\epsilon_r = 39.142$; $\rho = 1000$ kg/m³

Phantom section: Flat Section

DASY5 Configuration:

- Probe: EX3DV4 - SN7329; ConvF(7.44, 7.44, 7.44) @ 2535 MHz; Calibrated: 2020/11/30
- Sensor-Surface: 1.4mm (Mechanical Surface Detection)
- Electronics: DAE4 Sn772; Calibrated: 2020/11/23
- Phantom: SAM (30deg probe tilt) with CRP v5.0_20150321; Type: QD000P40CD; Serial: TP:1874
- Measurement SW: DASY52, Version 52.10 (2); SEMCAD X Version 14.6.12 (7470)

Area Scan (51x111x1): Interpolated grid: dx=1.200 mm, dy=1.200 mm

Maximum value of SAR (interpolated) = 0.743 W/kg

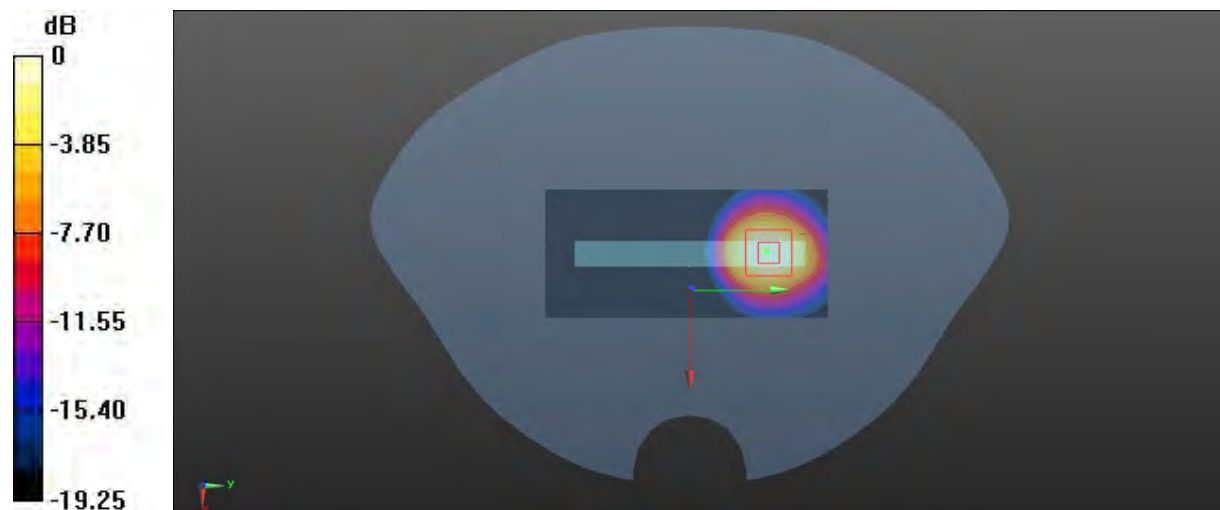
Zoom Scan (5x6x7)/Cube 0: Measurement grid: dx=8mm, dy=8mm, dz=5mm

Reference Value = 3.460 V/m; Power Drift = -0.13 dB

Peak SAR (extrapolated) = 0.866 W/kg

SAR(1 g) = 0.458 W/kg; SAR(10 g) = 0.240 W/kg

Maximum value of SAR (measured) = 0.712 W/kg



0 dB = 0.712 W/kg = -1.48 dBW/kg

Plot 50#: LTE Band 7_50%RB _Body Bottom_ Mid**DUT: smartphones; Type: M7L; Serial: RSZ201123008-SA-S1**

Communication System: Generic FDD-LTE; Frequency: 2535 MHz; Duty Cycle: 1:1

Medium parameters used: $f = 2535$ MHz; $\sigma = 1.896$ S/m; $\epsilon_r = 39.142$; $\rho = 1000$ kg/m³

Phantom section: Flat Section

DASY5 Configuration:

- Probe: EX3DV4 - SN7329; ConvF(7.44, 7.44, 7.44) @ 2535 MHz; Calibrated: 2020/11/30
- Sensor-Surface: 1.4mm (Mechanical Surface Detection)
- Electronics: DAE4 Sn772; Calibrated: 2020/11/23
- Phantom: SAM (30deg probe tilt) with CRP v5.0_20150321; Type: QD000P40CD; Serial: TP:1874
- Measurement SW: DASY52, Version 52.10 (2); SEMCAD X Version 14.6.12 (7470)

Area Scan (51x111x1): Interpolated grid: dx=1.200 mm, dy=1.200 mm

Maximum value of SAR (interpolated) = 0.590 W/kg

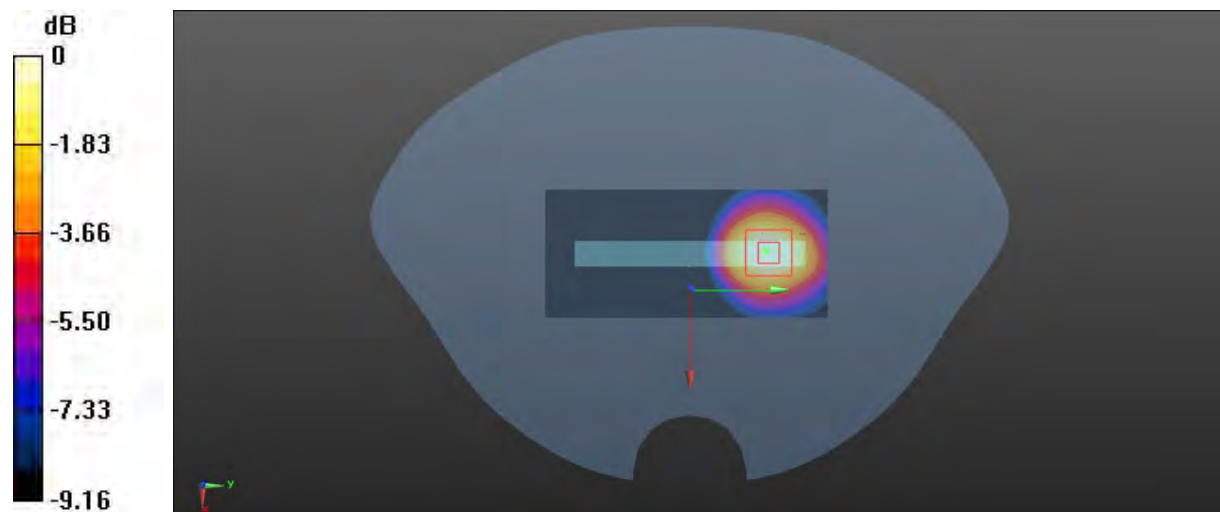
Zoom Scan (5x6x7)/Cube 0: Measurement grid: dx=8mm, dy=8mm, dz=5mm

Reference Value = 3.219 V/m; Power Drift = -0.01 dB

Peak SAR (extrapolated) = 0.674 W/kg

SAR(1 g) = 0.355 W/kg; SAR(10 g) = 0.187 W/kg

Maximum value of SAR (measured) = 0.554 W/kg



0 dB = 0.554 W/kg = -2.56 dBW/kg

Plot 51#: GSM 850_Head Flat_Mid**DUT: smartphones; Type: M7L; Serial: RSZ201123008-SA-S1**

Communication System: Generic GSM; Frequency: 836.6 MHz; Duty Cycle: 1:8

Medium parameters used: $f = 836.6$ MHz; $\sigma = 0.909$ S/m; $\epsilon_r = 41.549$; $\rho = 1000$ kg/m³

Phantom section: Flat Section

DASY5 Configuration:

- Probe: EX3DV4 - SN7329; ConvF(10.13, 10.13, 10.13)1 @ 836.6 MHz; Calibrated: 2020/11/30
- Sensor-Surface: 1.4mm (Mechanical Surface Detection)
- Electronics: DAE4 Sn772; Calibrated: 2020/11/23
- Phantom: SAM (30deg probe tilt) with CRP v5.0_20150321; Type: QD000P40CD; Serial: TP:1874
- Measurement SW: DASY52, Version 52.10 (2); SEMCAD X Version 14.6.12 (7470)

Area Scan (91x81x1): Interpolated grid: dx=1.500 mm, dy=1.500 mm

Maximum value of SAR (interpolated) = 0.0245 W/kg

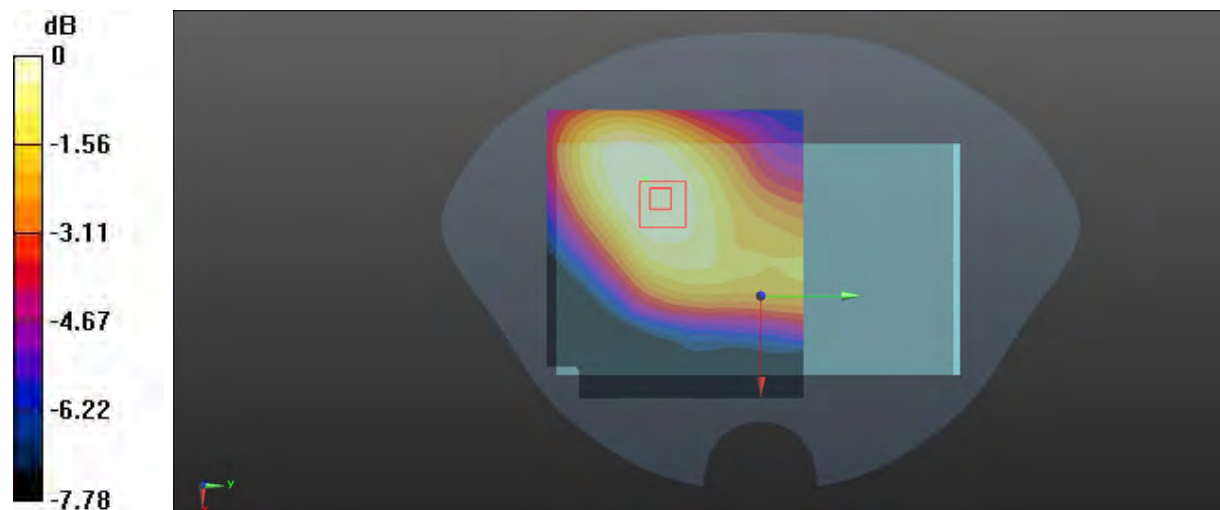
Zoom Scan (6x6x7)/Cube 0: Measurement grid: dx=8mm, dy=8mm, dz=5mm

Reference Value = 3.815 V/m; Power Drift = 0.17 dB

Peak SAR (extrapolated) = 0.0250 W/kg

SAR(1 g) = 0.019 W/kg; SAR(10 g) = 0.014 W/kg

Maximum value of SAR (measured) = 0.0227 W/kg



0 dB = 0.0227 W/kg = -16.44 dBW/kg

Plot 52#: GSM 850_Body Worn Back_Mid**DUT: smartphones; Type: M7L; Serial: RSZ201123008-SA-S1**

Communication System: Generic GSM; Frequency: 836.6 MHz; Duty Cycle: 1:8

Medium parameters used: $f = 836.6$ MHz; $\sigma = 0.909$ S/m; $\epsilon_r = 41.549$; $\rho = 1000$ kg/m³

Phantom section: Flat Section

DASY5 Configuration:

- Probe: EX3DV4 - SN7329; ConvF(10.13, 10.13, 10.13)1 @ 836.6 MHz; Calibrated: 2020/11/30
- Sensor-Surface: 1.4mm (Mechanical Surface Detection)
- Electronics: DAE4 Sn772; Calibrated: 2020/11/23
- Phantom: SAM (30deg probe tilt) with CRP v5.0_20150321; Type: QD000P40CD; Serial: TP:1874
- Measurement SW: DASY52, Version 52.10 (2); SEMCAD X Version 14.6.12 (7470)

Area Scan (101x71x1): Interpolated grid: dx=1.500 mm, dy=1.500 mm

Maximum value of SAR (interpolated) = 0.180 W/kg

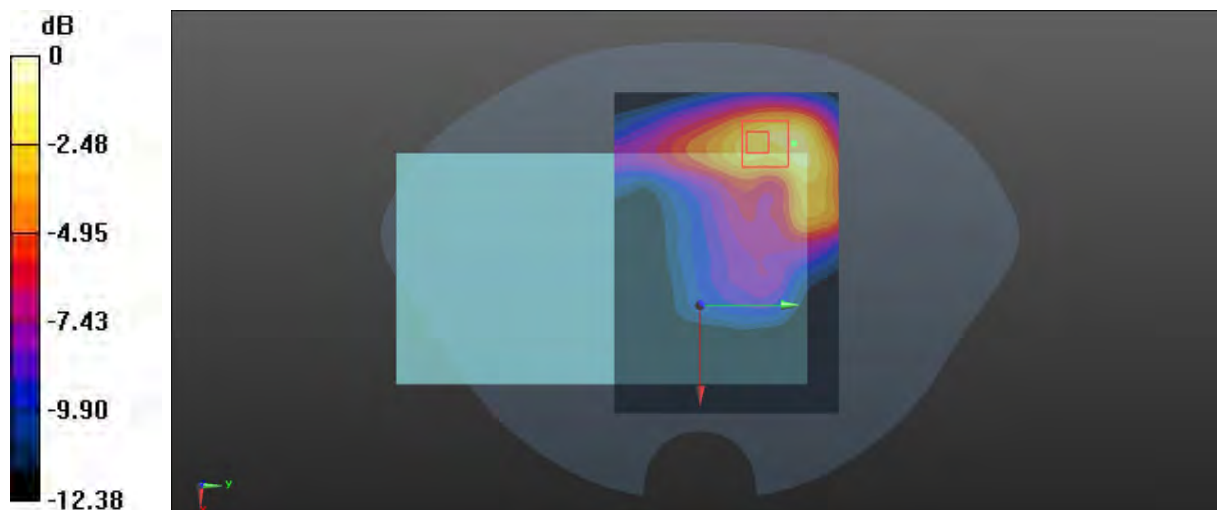
Zoom Scan (6x7x7)/Cube 0: Measurement grid: dx=8mm, dy=8mm, dz=5mm

Reference Value = 4.920 V/m; Power Drift = -0.10 dB

Peak SAR (extrapolated) = 0.275 W/kg

SAR(1 g) = 0.139 W/kg; SAR(10 g) = 0.077 W/kg

Maximum value of SAR (measured) = 0.229 W/kg



0 dB = 0.229 W/kg = -6.40 dBW/kg

Plot 53#: GSM 850 _Body Back _Mid**DUT: smartphones; Type: M7L; Serial: RSZ201123008-SA-S1**

Communication System: Generic GPRS-2 slots; Frequency: 836.6 MHz; Duty Cycle: 1:4

Medium parameters used: $f = 836.6$ MHz; $\sigma = 0.909$ S/m; $\epsilon_r = 41.549$; $\rho = 1000$ kg/m³

Phantom section: Flat Section

DASY5 Configuration:

- Probe: EX3DV4 - SN7329; ConvF(10.13, 10.13, 10.13)1 @ 836.6 MHz; Calibrated: 2020/11/30
- Sensor-Surface: 1.4mm (Mechanical Surface Detection)
- Electronics: DAE4 Sn772; Calibrated: 2020/11/23
- Phantom: SAM (30deg probe tilt) with CRP v5.0_20150321; Type: QD000P40CD; Serial: TP:1874
- Measurement SW: DASY52, Version 52.10 (2); SEMCAD X Version 14.6.12 (7470)

Area Scan (91x81x1): Interpolated grid: dx=1.500 mm, dy=1.500 mm

Maximum value of SAR (interpolated) = 0.936 W/kg

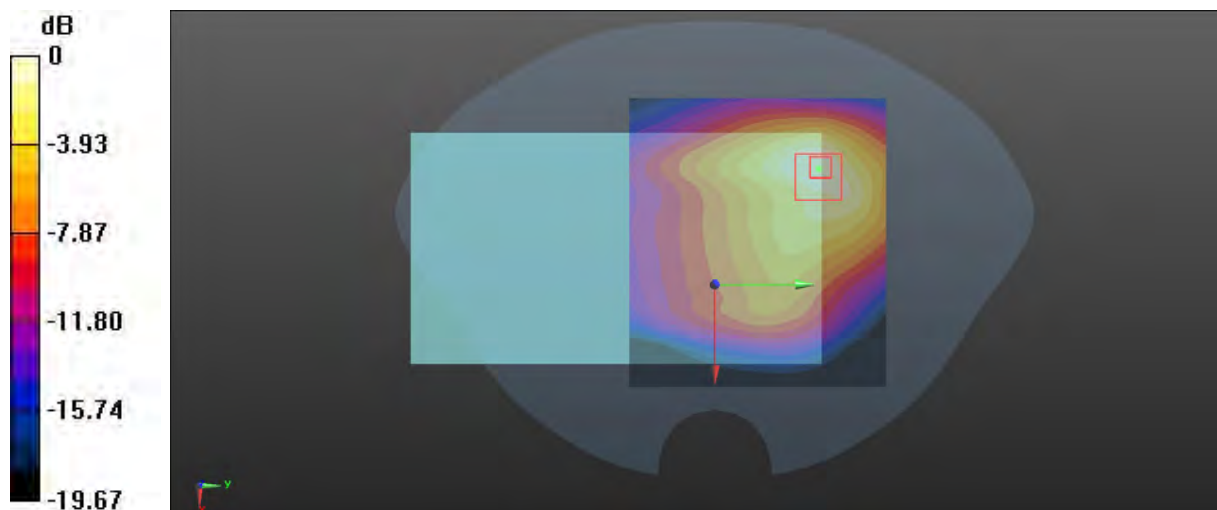
Zoom Scan (5x5x7)/Cube 0: Measurement grid: dx=8mm, dy=8mm, dz=5mm

Reference Value = 12.40 V/m; Power Drift = 0.14 dB

Peak SAR (extrapolated) = 1.08 W/kg

SAR(1 g) = 0.523 W/kg; SAR(10 g) = 0.297 W/kg

Maximum value of SAR (measured) = 0.837 W/kg



0 dB = 0.837 W/kg = -0.77 dBW/kg

Plot 54#: GSM 850 _Body Left_ Mid**DUT: smartphones; Type: M7L; Serial: RSZ201123008-SA-S1**

Communication System: Generic GPRS-2 slots; Frequency: 836.6 MHz; Duty Cycle: 1:4

Medium parameters used: $f = 836.6$ MHz; $\sigma = 0.909$ S/m; $\epsilon_r = 41.549$; $\rho = 1000$ kg/m³

Phantom section: Flat Section

DASY5 Configuration:

- Probe: EX3DV4 - SN7329; ConvF(10.13, 10.13, 10.13)1 @ 836.6 MHz; Calibrated: 2020/11/30
- Sensor-Surface: 1.4mm (Mechanical Surface Detection)
- Electronics: DAE4 Sn772; Calibrated: 2020/11/23
- Phantom: SAM (30deg probe tilt) with CRP v5.0_20150321; Type: QD000P40CD; Serial: TP:1874
- Measurement SW: DASY52, Version 52.10 (2); SEMCAD X Version 14.6.12 (7470)

Area Scan (61x81x1): Interpolated grid: dx=1.500 mm, dy=1.500 mm

Maximum value of SAR (interpolated) = 0.338 W/kg

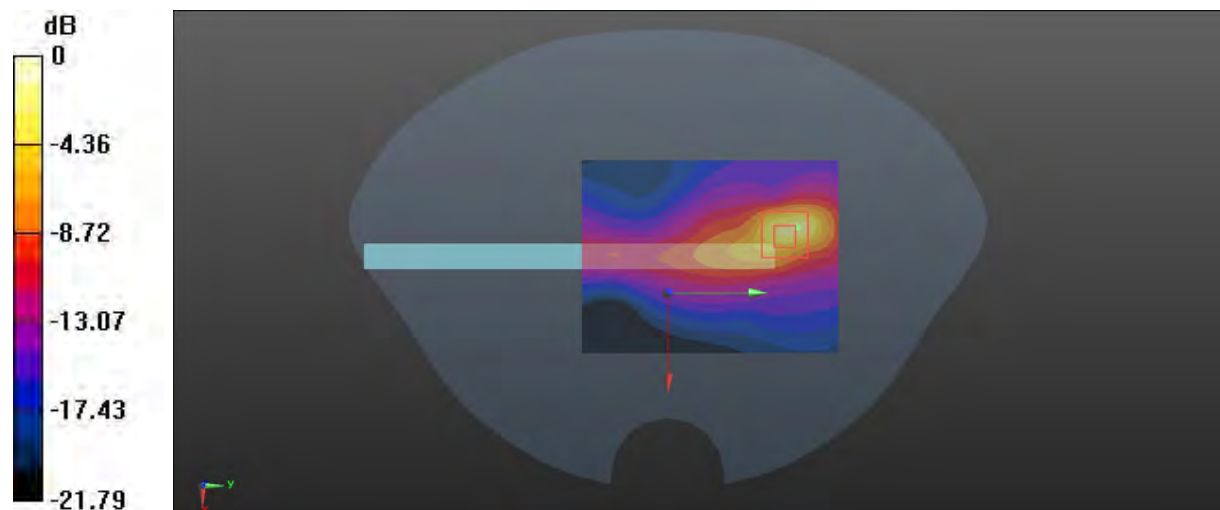
Zoom Scan (6x6x7)/Cube 0: Measurement grid: dx=8mm, dy=8mm, dz=5mm

Reference Value = 6.909 V/m; Power Drift = 0.04 dB

Peak SAR (extrapolated) = 1.24 W/kg

SAR(1 g) = 0.320 W/kg; SAR(10 g) = 0.112 W/kg

Maximum value of SAR (measured) = 0.572 W/kg



0 dB = 0.572 W/kg = -2.43 dBW/kg

Plot 55#: GSM 850 _Body Bottom_ Mid**DUT: smartphones; Type: M7L; Serial: RSZ201123008-SA-S1**

Communication System: Generic GPRS-2 slots; Frequency: 836.6 MHz; Duty Cycle: 1:4

Medium parameters used: $f = 836.6$ MHz; $\sigma = 0.909$ S/m; $\epsilon_r = 41.549$; $\rho = 1000$ kg/m³

Phantom section: Flat Section

DASY5 Configuration:

- Probe: EX3DV4 - SN7329; ConvF(10.13, 10.13, 10.13)1 @ 836.6 MHz; Calibrated: 2020/11/30
- Sensor-Surface: 1.4mm (Mechanical Surface Detection)
- Electronics: DAE4 Sn772; Calibrated: 2020/11/23
- Phantom: SAM (30deg probe tilt) with CRP v5.0_20150321; Type: QD000P40CD; Serial: TP:1874
- Measurement SW: DASY52, Version 52.10 (2); SEMCAD X Version 14.6.12 (7470)

Area Scan (41x91x1): Interpolated grid: dx=1.500 mm, dy=1.500 mm

Maximum value of SAR (interpolated) = 0.887 W/kg

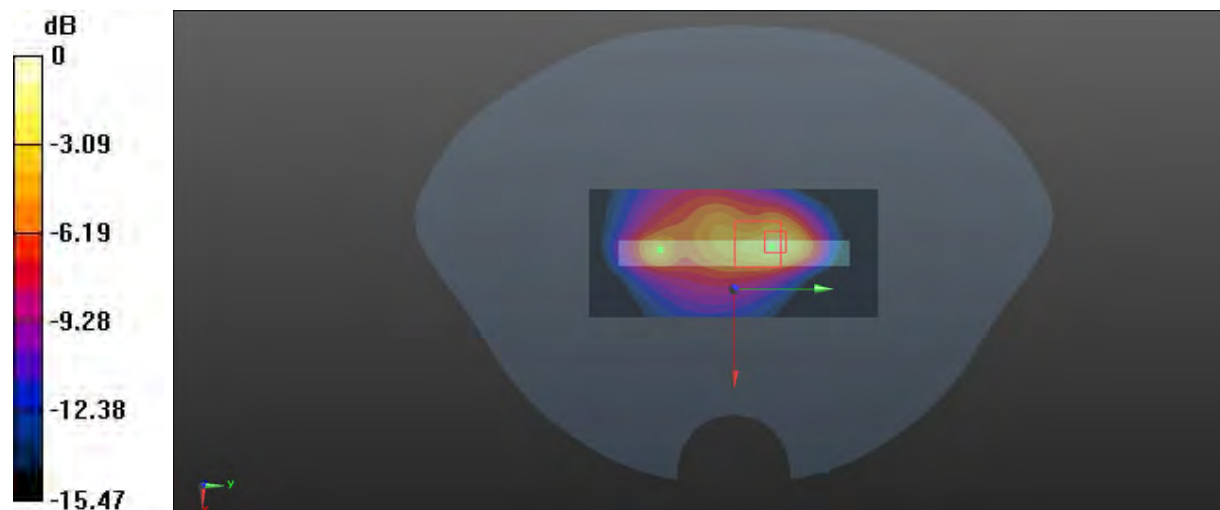
Zoom Scan (6x6x7)/Cube 0: Measurement grid: dx=8mm, dy=8mm, dz=5mm

Reference Value = 24.95 V/m; Power Drift = -0.19 dB

Peak SAR (extrapolated) = 2.07 W/kg

SAR(1 g) = 0.774 W/kg; SAR(10 g) = 0.377 W/kg

Maximum value of SAR (measured) = 1.27 W/kg



0 dB = 1.27 W/kg = 1.04 dBW/kg

Plot56#: GSM 1900_Head Flat_Mid**DUT: smartphones; Type: M7L; Serial: RSZ201123008-SA-S1**

Communication System: Generic GSM; Frequency: 1880 MHz; Duty Cycle: 1:8

Medium parameters used: $f = 1880$ MHz; $\sigma = 1.399$ S/m; $\epsilon_r = 40.085$; $\rho = 1000$ kg/m³

Phantom section: Flat Section

DASY5 Configuration:

- Probe: EX3DV4 - SN7329; ConvF(8.14, 8.14, 8.14) @ 1880 MHz; Calibrated: 2020/11/30
- Sensor-Surface: 1.4mm (Mechanical Surface Detection)
- Electronics: DAE4 Sn772; Calibrated: 2020/11/23
- Phantom: SAM (30deg probe tilt) with CRP v5.0_20150321; Type: QD000P40CD; Serial: TP:1874
- Measurement SW: DASY52, Version 52.10 (2); SEMCAD X Version 14.6.12 (7470)

Area Scan (91x81x1): Interpolated grid: dx=1.500 mm, dy=1.500 mm

Maximum value of SAR (interpolated) = 0.0914 W/kg

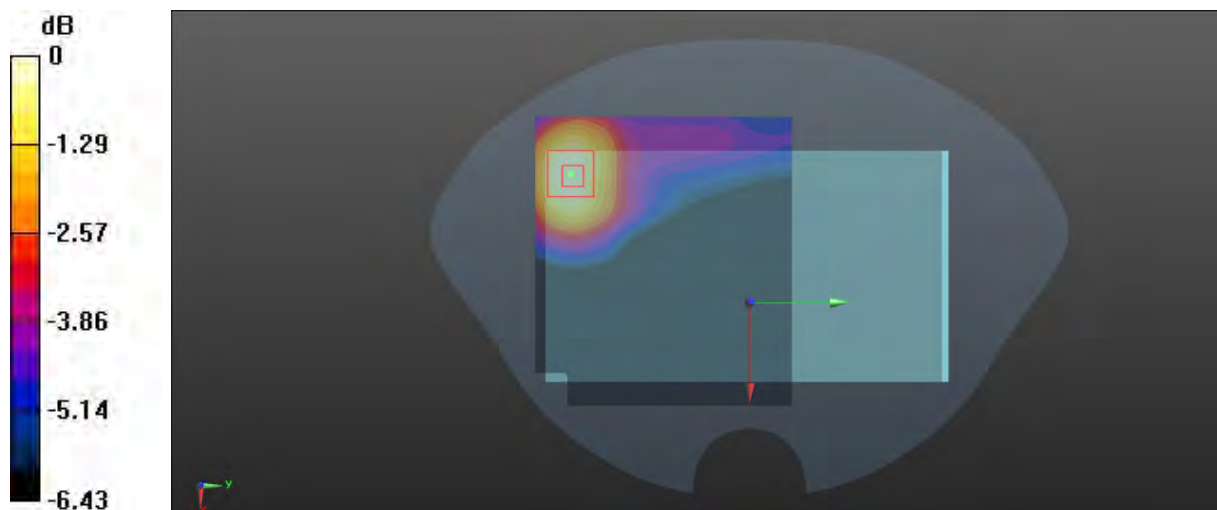
Zoom Scan (5x5x7)/Cube 0: Measurement grid: dx=8mm, dy=8mm, dz=5mm

Reference Value = 1.684 V/m; Power Drift = 0.15 dB

Peak SAR (extrapolated) = 0.108 W/kg

SAR(1 g) = 0.062 W/kg; SAR(10 g) = 0.037 W/kg

Maximum value of SAR (measured) = 0.0911 W/kg



0 dB = 0.0911 W/kg = -10.40 dBW/kg

Plot 57#: PCS 1900_Body Worn Back_Mid**DUT: smartphones; Type: M7L; Serial: RSZ201123008-SA-S1**

Communication System: Generic GSM; Frequency: 1880 MHz; Duty Cycle: 1:8

Medium parameters used: $f = 1880$ MHz; $\sigma = 1.399$ S/m; $\epsilon_r = 40.085$; $\rho = 1000$ kg/m³

Phantom section: Flat Section

DASY5 Configuration:

- Probe: EX3DV4 - SN7329; ConvF(8.14, 8.14, 8.14) @ 1880 MHz; Calibrated: 2020/11/30
- Sensor-Surface: 1.4mm (Mechanical Surface Detection)
- Electronics: DAE4 Sn772; Calibrated: 2020/11/23
- Phantom: SAM (30deg probe tilt) with CRP v5.0_20150321; Type: QD000P40CD; Serial: TP:1874
- Measurement SW: DASY52, Version 52.10 (2); SEMCAD X Version 14.6.12 (7470)

Area Scan (101x71x1): Interpolated grid: dx=1.500 mm, dy=1.500 mm

Maximum value of SAR (interpolated) = 0.779 W/kg


Zoom Scan (6x6x7)/Cube 0: Measurement grid: dx=8mm, dy=8mm, dz=5mm

Reference Value = 5.573 V/m; Power Drift = -0.10 dB

Peak SAR (extrapolated) = 0.947 W/kg

SAR(1 g) = 0.462 W/kg; SAR(10 g) = 0.257 W/kg

Maximum value of SAR (measured) = 0.713 W/kg



0 dB = 0.713 W/kg = -1.47 dBW/kg

Plot 58#: PCS 1900_Body Back_Low**DUT: smartphones; Type: M7L; Serial: RSZ201123008-SA-S1**

Communication System: Generic GPRS-3 slots; Frequency: 1850.2 MHz; Duty Cycle: 1:2.66

Medium parameters used: $f = 1850.2$ MHz; $\sigma = 1.385$ S/m; $\epsilon_r = 40.197$; $\rho = 1000$ kg/m³

Phantom section: Flat Section

DASY5 Configuration:

- Probe: EX3DV4 - SN7329; ConvF(8.14, 8.14, 8.14) @ 1850.2 MHz; Calibrated: 2020/11/30
- Sensor-Surface: 1.4mm (Mechanical Surface Detection)
- Electronics: DAE4 Sn772; Calibrated: 2020/11/23
- Phantom: SAM (30deg probe tilt) with CRP v5.0_20150321; Type: QD000P40CD; Serial: TP:1874
- Measurement SW: DASY52, Version 52.10 (2); SEMCAD X Version 14.6.12 (7470)

Area Scan (91x71x1): Interpolated grid: dx=1.500 mm, dy=1.500 mm

Maximum value of SAR (interpolated) = 1.64 W/kg

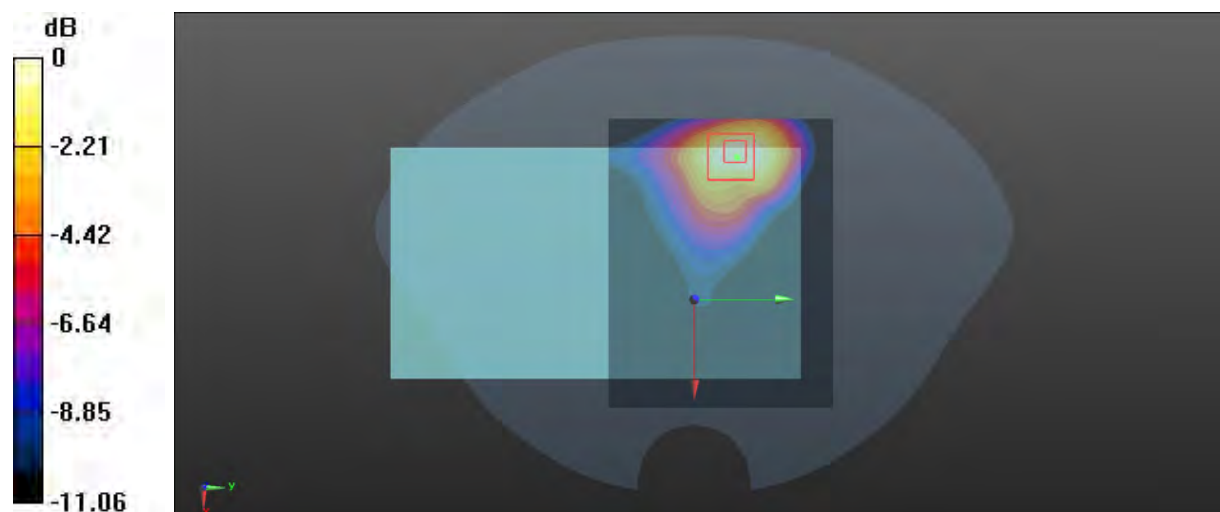
Zoom Scan (5x5x7)/Cube 0: Measurement grid: dx=8mm, dy=8mm, dz=5mm

Reference Value = 10.21 V/m; Power Drift = 0.04 dB

Peak SAR (extrapolated) = 1.93 W/kg

SAR(1 g) = 1.03 W/kg; SAR(10 g) = 0.561 W/kg

Maximum value of SAR (measured) = 1.56 W/kg



0 dB = 1.56 W/kg = 1.93 dBW/kg

Plot 59#: PCS 1900 _Body Back_ Mid**DUT: smartphones; Type: M7L; Serial: RSZ201123008-SA-S1**

Communication System: Generic GPRS-3 slots; Frequency: 1880 MHz; Duty Cycle: 1:2.66

Medium parameters used: $f = 1880$ MHz; $\sigma = 1.399$ S/m; $\epsilon_r = 40.085$; $\rho = 1000$ kg/m³

Phantom section: Flat Section

DASY5 Configuration:

- Probe: EX3DV4 - SN7329; ConvF(8.14, 8.14, 8.14) @ 1880 MHz; Calibrated: 2020/11/30
- Sensor-Surface: 1.4mm (Mechanical Surface Detection)
- Electronics: DAE4 Sn772; Calibrated: 2020/11/23
- Phantom: SAM (30deg probe tilt) with CRP v5.0_20150321; Type: QD000P40CD; Serial: TP:1874
- Measurement SW: DASY52, Version 52.10 (2); SEMCAD X Version 14.6.12 (7470)

Area Scan (91x71x1): Interpolated grid: dx=1.500 mm, dy=1.500 mm

Maximum value of SAR (interpolated) = 1.31 W/kg

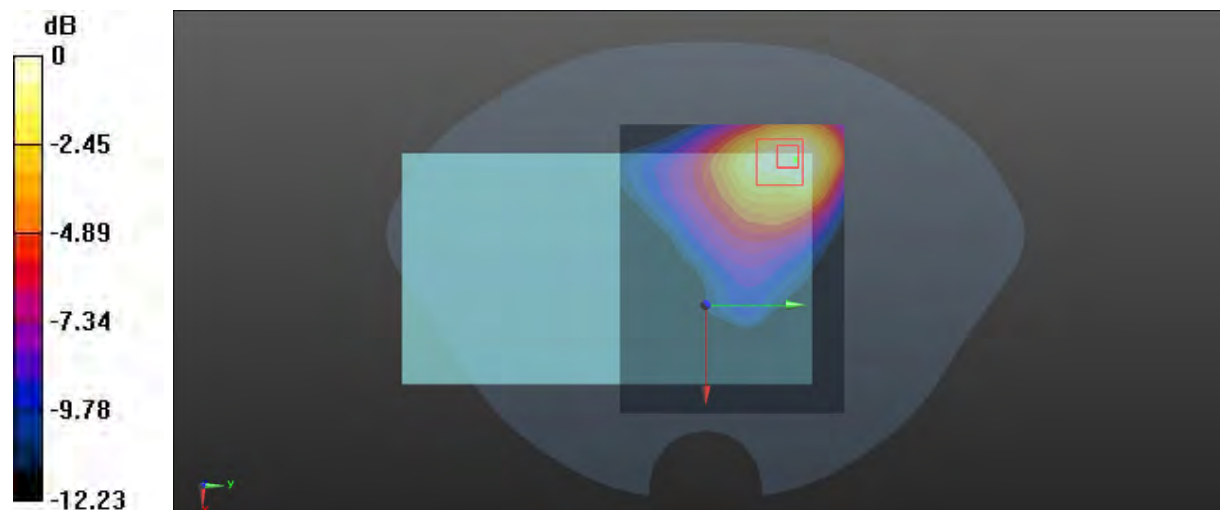
Zoom Scan (6x6x7)/Cube 0: Measurement grid: dx=8mm, dy=8mm, dz=5mm

Reference Value = 8.220 V/m; Power Drift = -0.01 dB

Peak SAR (extrapolated) = 1.57 W/kg

SAR(1 g) = 0.799 W/kg; SAR(10 g) = 0.434 W/kg

Maximum value of SAR (measured) = 1.24 W/kg



0 dB = 1.24 W/kg = 0.93 dBW/kg

Plot 60#: PCS 1900_Body Back_High**DUT: smartphones; Type: M7L; Serial: RSZ201123008-SA-S1**

Communication System: Generic GPRS-3 slots; Frequency: 1909.8 MHz; Duty Cycle: 1:2.66

Medium parameters used: $f = 1909.8$ MHz; $\sigma = 1.411$ S/m; $\epsilon_r = 39.932$; $\rho = 1000$ kg/m³

Phantom section: Flat Section

DASY5 Configuration:

- Probe: EX3DV4 - SN7329; ConvF(8.14, 8.14, 8.14) @ 1909.8 MHz; Calibrated: 2020/11/30
- Sensor-Surface: 1.4mm (Mechanical Surface Detection)
- Electronics: DAE4 Sn772; Calibrated: 2020/11/23
- Phantom: SAM (30deg probe tilt) with CRP v5.0_20150321; Type: QD000P40CD; Serial: TP:1874
- Measurement SW: DASY52, Version 52.10 (2); SEMCAD X Version 14.6.12 (7470)

Area Scan (91x71x1): Interpolated grid: dx=1.500 mm, dy=1.500 mm

Maximum value of SAR (interpolated) = 1.48 W/kg

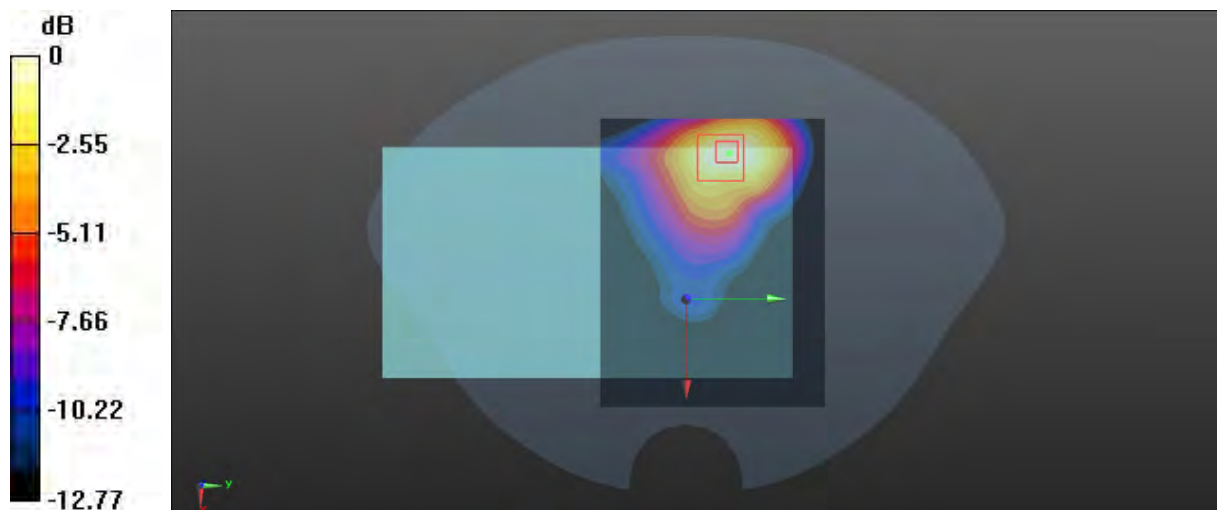
Zoom Scan (5x5x7)/Cube 0: Measurement grid: dx=8mm, dy=8mm, dz=5mm

Reference Value = 9.343 V/m; Power Drift = 0.10 dB

Peak SAR (extrapolated) = 1.69 W/kg

SAR(1 g) = 0.884 W/kg; SAR(10 g) = 0.479 W/kg

Maximum value of SAR (measured) = 1.40 W/kg



0 dB = 1.40 W/kg = 1.46 dBW/kg

Plot 61#: PCS 1900_ Body Left _Mid**DUT: smartphones; Type: M7L; Serial: RSZ201123008-SA-S1**

Communication System: Generic GPRS-3 slots; Frequency: 1880 MHz; Duty Cycle: 1:2.66

Medium parameters used: $f = 1880$ MHz; $\sigma = 1.399$ S/m; $\epsilon_r = 40.085$; $\rho = 1000$ kg/m³

Phantom section: Flat Section

DASY5 Configuration:

- Probe: EX3DV4 - SN7329; ConvF(8.14, 8.14, 8.14) @ 1880 MHz; Calibrated: 2020/11/30
- Sensor-Surface: 1.4mm (Mechanical Surface Detection)
- Electronics: DAE4 Sn772; Calibrated: 2020/11/23
- Phantom: SAM (30deg probe tilt) with CRP v5.0_20150321; Type: QD000P40CD; Serial: TP:1874
- Measurement SW: DASY52, Version 52.10 (2); SEMCAD X Version 14.6.12 (7470)

Area Scan (61x81x1): Interpolated grid: dx=1.500 mm, dy=1.500 mm

Maximum value of SAR (interpolated) = 0.166 W/kg

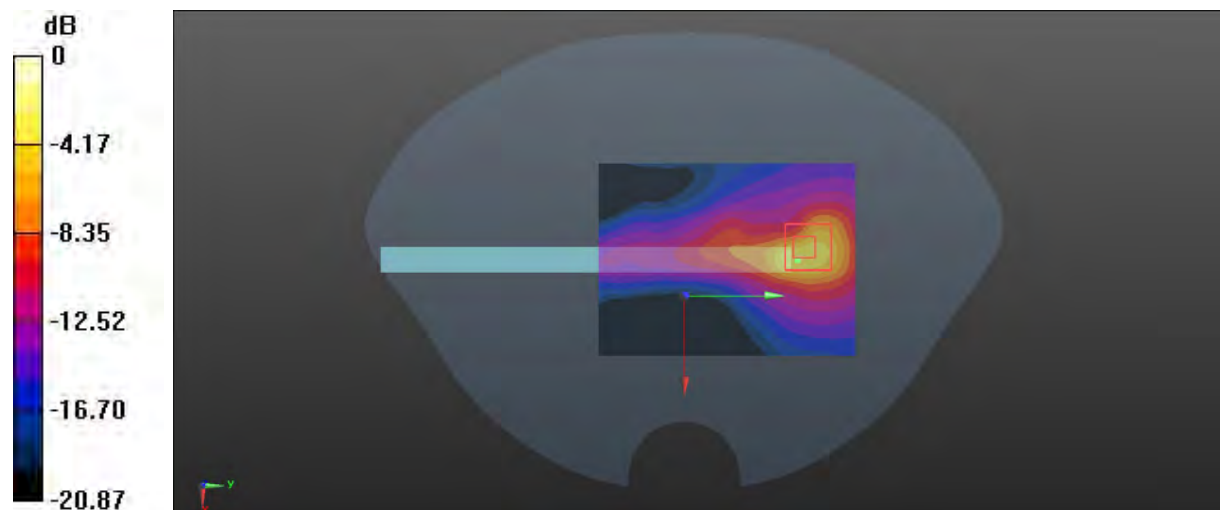
Zoom Scan (6x6x7)/Cube 0: Measurement grid: dx=8mm, dy=8mm, dz=5mm

Reference Value = 3.549 V/m; Power Drift = -0.18 dB

Peak SAR (extrapolated) = 0.488 W/kg

SAR(1 g) = 0.153 W/kg; SAR(10 g) = 0.053 W/kg

Maximum value of SAR (measured) = 0.310 W/kg



0 dB = 0.310 W/kg = -5.09 dBW/kg

Plot 62#: PCS 1900 _Body Bottom_ Mid**DUT: smartphones; Type: M7L; Serial: RSZ201123008-SA-S1**

Communication System Generic GPRS-3 slots; Frequency: 1880 MHz; Duty Cycle: 1:2.66

Medium parameters used: $f = 1880$ MHz; $\sigma = 1.399$ S/m; $\epsilon_r = 40.085$; $\rho = 1000$ kg/m³

Phantom section: Flat Section

DASY5 Configuration:

- Probe: EX3DV4 - SN7329; ConvF(8.14, 8.14, 8.14) @ 1880 MHz; Calibrated: 2020/11/30
- Sensor-Surface: 1.4mm (Mechanical Surface Detection)
- Electronics: DAE4 Sn772; Calibrated: 2020/11/23
- Phantom: SAM (30deg probe tilt) with CRP v5.0_20150321; Type: QD000P40CD; Serial: TP:1874
- Measurement SW: DASY52, Version 52.10 (2); SEMCAD X Version 14.6.12 (7470)

Area Scan (41x91x1): Interpolated grid: dx=1.500 mm, dy=1.500 mm

Maximum value of SAR (interpolated) = 0.692 W/kg


Zoom Scan (5x5x7)/Cube 0: Measurement grid: dx=8mm, dy=8mm, dz=5mm

Reference Value = 8.416 V/m; Power Drift = -0.11 dB

Peak SAR (extrapolated) = 3.23 W/kg

SAR(1 g) = 0.755 W/kg; SAR(10 g) = 0.252 W/kg

Maximum value of SAR (measured) = 2.27 W/kg



0 dB = 2.27 W/kg = 3.56 dBW/kg

Plot 63#: WCDMA Band 2_ Head Flat_ Mid**DUT: smartphones; Type: M7L; Serial: RSZ201123008-SA-S1**

Communication System: WCDMA; Frequency: 1880 MHz; Duty Cycle: 1:1

Medium parameters used: $f = 1880$ MHz; $\sigma = 1.399$ S/m; $\epsilon_r = 40.085$; $\rho = 1000$ kg/m³

Phantom section: Flat Section

DASY5 Configuration:

- Probe: EX3DV4 - SN7329; ConvF(8.14, 8.14, 8.14) @ 1880 MHz; Calibrated: 2020/11/30
- Sensor-Surface: 1.4mm (Mechanical Surface Detection)
- Electronics: DAE4 Sn772; Calibrated: 2020/11/23
- Phantom: SAM (30deg probe tilt) with CRP v5.0_20150321; Type: QD000P40CD; Serial: TP:1874
- Measurement SW: DASY52, Version 52.10 (2); SEMCAD X Version 14.6.12 (7470)

Area Scan (91x71x1): Interpolated grid: dx=1.500 mm, dy=1.500 mm

Maximum value of SAR (interpolated) = 0.106 W/kg

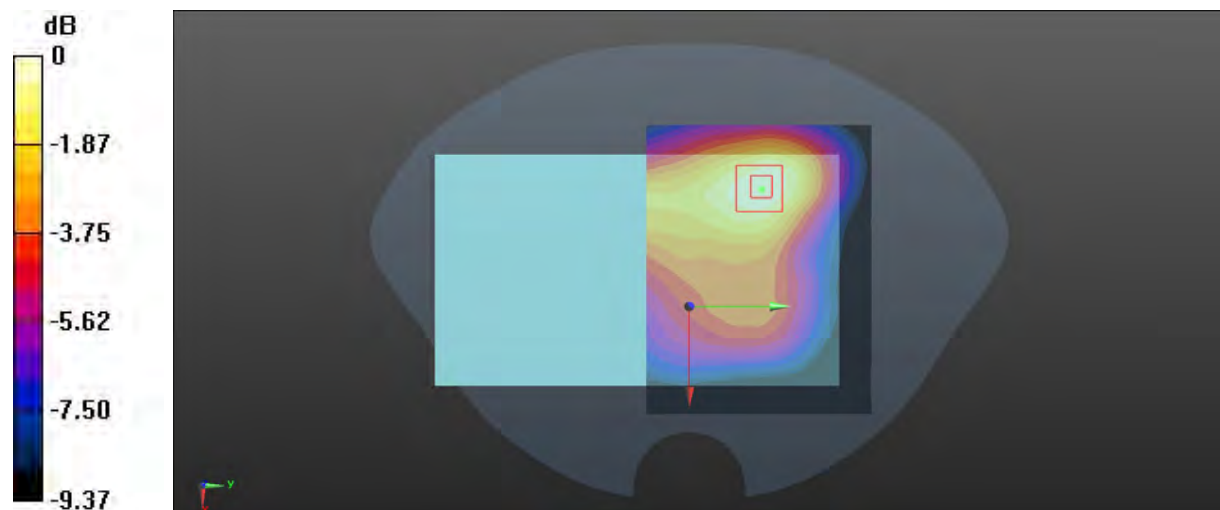
Zoom Scan (6x6x7)/Cube 0: Measurement grid: dx=8mm, dy=8mm, dz=5mm

Reference Value = 5.116 V/m; Power Drift = -0.12 dB

Peak SAR (extrapolated) = 0.128 W/kg

SAR(1 g) = 0.071 W/kg; SAR(10 g) = 0.042 W/kg

Maximum value of SAR (measured) = 0.105 W/kg



0 dB = 0.105 W/kg = -9.79 dBW/kg

Plot 64#: WCDMA Band 2_ Body Back _Mid**DUT: smartphones; Type: M7L; Serial: RSZ201123008-SA-S1**

Communication System: WCDMA; Frequency: 1880 MHz; Duty Cycle: 1:1

Medium parameters used: $f = 1880$ MHz; $\sigma = 1.399$ S/m; $\epsilon_r = 40.085$; $\rho = 1000$ kg/m³

Phantom section: Flat Section

DASY5 Configuration:

- Probe: EX3DV4 - SN7329; ConvF(8.14, 8.14, 8.14) @ 1880 MHz; Calibrated: 2020/11/30
- Sensor-Surface: 1.4mm (Mechanical Surface Detection)
- Electronics: DAE4 Sn772; Calibrated: 2020/11/23
- Phantom: SAM (30deg probe tilt) with CRP v5.0_20150321; Type: QD000P40CD; Serial: TP:1874
- Measurement SW: DASY52, Version 52.10 (2); SEMCAD X Version 14.6.12 (7470)

Area Scan (91x71x1): Interpolated grid: dx=1.500 mm, dy=1.500 mm

Maximum value of SAR (interpolated) = 0.660 W/kg

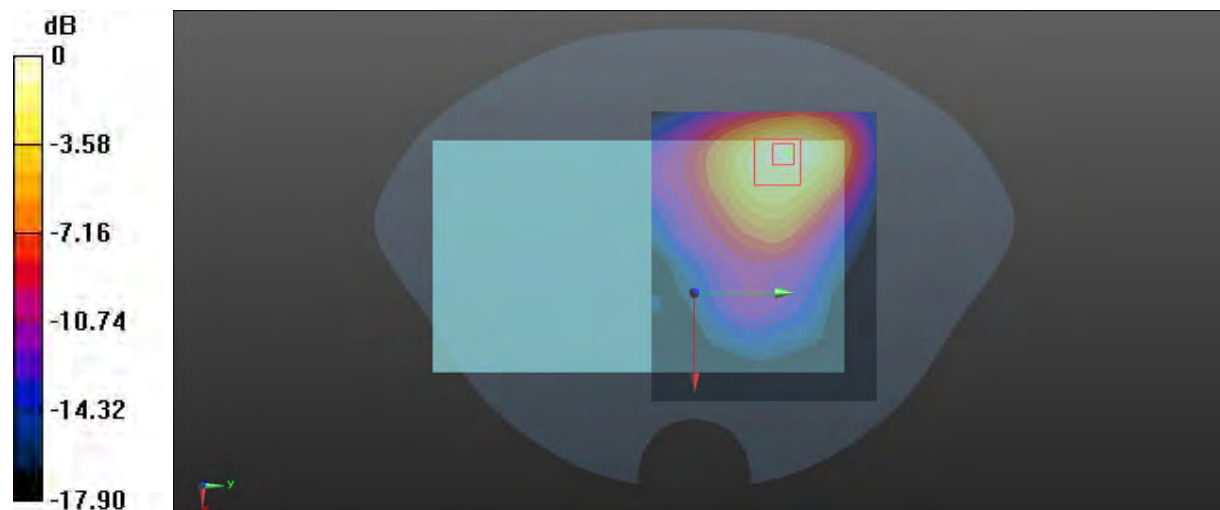
Zoom Scan (6x6x7)/Cube 0: Measurement grid: dx=8mm, dy=8mm, dz=5mm

Reference Value = 4.664 V/m; Power Drift = 0.10 dB

Peak SAR (extrapolated) = 0.901 W/kg

SAR(1 g) = 0.415 W/kg; SAR(10 g) = 0.215 W/kg

Maximum value of SAR (measured) = 0.710 W/kg



0 dB = 0.710 W/kg = -1.49 dBW/kg

Plot 65#: WCDMA Band 2 _Body Left _Mid**DUT: smartphones; Type: M7L; Serial: RSZ201123008-SA-S1**

Communication System: WCDMA; Frequency: 1880 MHz; Duty Cycle: 1:1

Medium parameters used: $f = 1880$ MHz; $\sigma = 1.399$ S/m; $\epsilon_r = 40.085$; $\rho = 1000$ kg/m³

Phantom section: Flat Section

DASY5 Configuration:

- Probe: EX3DV4 - SN7329; ConvF(8.14, 8.14, 8.14) @ 1880 MHz; Calibrated: 2020/11/30
- Sensor-Surface: 1.4mm (Mechanical Surface Detection)
- Electronics: DAE4 Sn772; Calibrated: 2020/11/23
- Phantom: SAM (30deg probe tilt) with CRP v5.0_20150321; Type: QD000P40CD; Serial: TP:1874
- Measurement SW: DASY52, Version 52.10 (2); SEMCAD X Version 14.6.12 (7470)

Area Scan (41x71x1): Interpolated grid: dx=1.500 mm, dy=1.500 mm

Maximum value of SAR (interpolated) = 0.115 W/kg

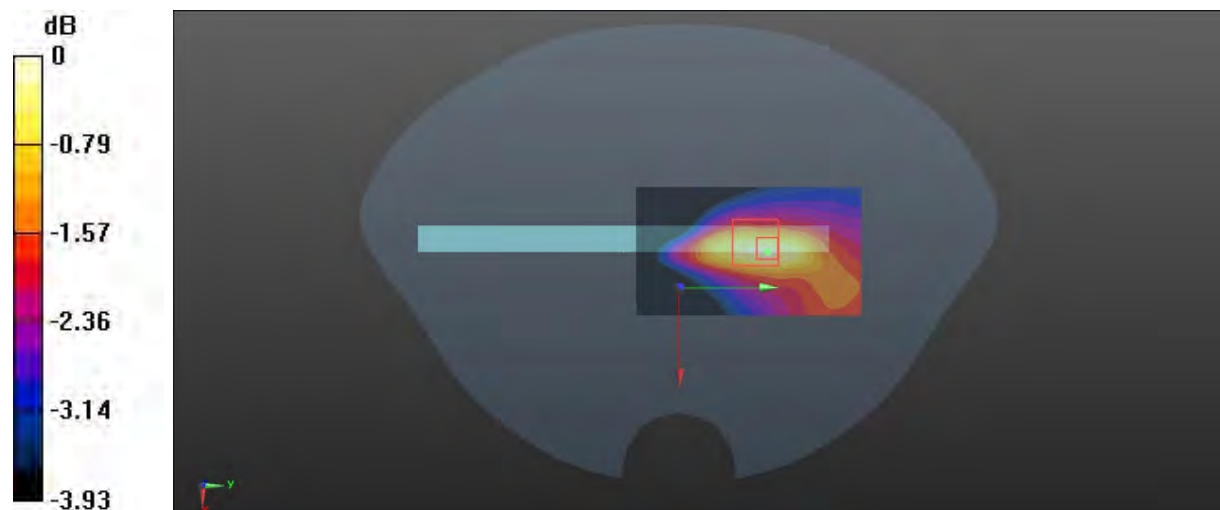
Zoom Scan (6x6x7)/Cube 0: Measurement grid: dx=8mm, dy=8mm, dz=5mm

Reference Value = 4.794 V/m; Power Drift = 0.04 dB

Peak SAR (extrapolated) = 0.158 W/kg

SAR(1 g) = 0.068 W/kg; SAR(10 g) = 0.039 W/kg

Maximum value of SAR (measured) = 0.120 W/kg



0 dB = 0.120 W/kg = -9.21 dBW/kg

Plot 66#: WCDMA Band 2 _Body Bottom_ Mid**DUT: smartphones; Type: M7L; Serial: RSZ201123008-SA-S1**

Communication System: WCDMA; Frequency: 1880 MHz; Duty Cycle: 1:1

Medium parameters used: $f = 1880$ MHz; $\sigma = 1.399$ S/m; $\epsilon_r = 40.085$; $\rho = 1000$ kg/m³

Phantom section: Flat Section

DASY5 Configuration:

- Probe: EX3DV4 - SN7329; ConvF(8.14, 8.14, 8.14) @ 1880 MHz; Calibrated: 2020/11/30
- Sensor-Surface: 1.4mm (Mechanical Surface Detection)
- Electronics: DAE4 Sn772; Calibrated: 2020/11/23
- Phantom: SAM (30deg probe tilt) with CRP v5.0_20150321; Type: QD000P40CD; Serial: TP:1874
- Measurement SW: DASY52, Version 52.10 (2); SEMCAD X Version 14.6.12 (7470)

Area Scan (41x81x1): Interpolated grid: dx=1.500 mm, dy=1.500 mm

Maximum value of SAR (interpolated) = 0.545 W/kg


Zoom Scan (6x6x7)/Cube 0: Measurement grid: dx=8mm, dy=8mm, dz=5mm

Reference Value = 5.706 V/m; Power Drift = -0.10 dB

Peak SAR (extrapolated) = 1.18 W/kg

SAR(1 g) = 0.298 W/kg; SAR(10 g) = 0.098 W/kg

Maximum value of SAR (measured) = 0.755 W/kg



0 dB = 0.755 W/kg = -1.22 dBW/kg

Plot 67#: WCDMA Band 5 _Head Flat_ Mid**DUT: smartphones; Type: M7L; Serial: RSZ201123008-SA-S1**

Communication System: WCDMA; Frequency: 836.6 MHz; Duty Cycle: 1:1

Medium parameters used: $f = 836.6$ MHz; $\sigma = 0.908$ S/m; $\epsilon_r = 41.549$; $\rho = 1000$ kg/m³

Phantom section: Flat Section

DASY5 Configuration:

- Probe: EX3DV4 - SN7329; ConvF(10.13, 10.13, 10.13)1 @ 836.6 MHz; Calibrated: 2020/11/30
- Sensor-Surface: 1.4mm (Mechanical Surface Detection)
- Electronics: DAE4 Sn772; Calibrated: 2020/11/23
- Phantom: SAM (30deg probe tilt) with CRP v5.0_20150321; Type: QD000P40CD; Serial: TP:1874
- Measurement SW: DASY52, Version 52.10 (2); SEMCAD X Version 14.6.12 (7470)

Area Scan (91x71x1): Interpolated grid: dx=1.500 mm, dy=1.500 mm

Maximum value of SAR (interpolated) = 0.0939 W/kg

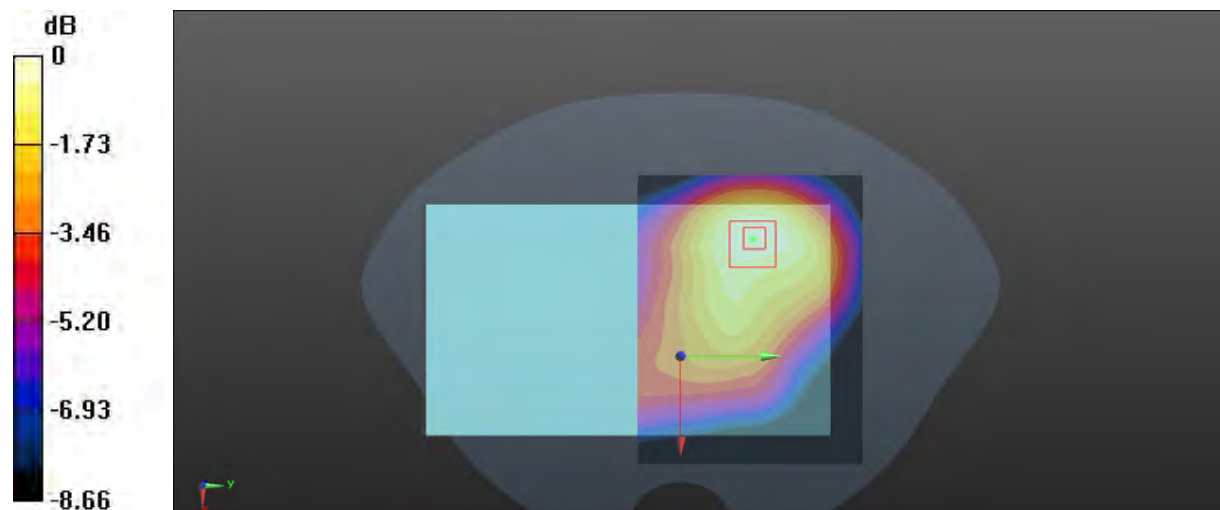
Zoom Scan (6x6x7)/Cube 0: Measurement grid: dx=8mm, dy=8mm, dz=5mm

Reference Value = 6.722 V/m; Power Drift = 0.10 dB

Peak SAR (extrapolated) = 0.109 W/kg

SAR(1 g) = 0.073 W/kg; SAR(10 g) = 0.051 W/kg

Maximum value of SAR (measured) = 0.0963 W/kg



0 dB = 0.0963 W/kg = -10.16 dBW/kg

Plot 68#: WCDMA Band 5_ Body Back_Mid**DUT: smartphones; Type: M7L; Serial: RSZ201123008-SA-S1**

Communication System: WCDMA; Frequency: 836.6 MHz; Duty Cycle: 1:1

Medium parameters used: $f = 836.6$ MHz; $\sigma = 0.908$ S/m; $\epsilon_r = 41.549$; $\rho = 1000$ kg/m³

Phantom section: Flat Section

DASY5 Configuration:

- Probe: EX3DV4 - SN7329; ConvF(10.13, 10.13, 10.13)1 @ 836.6 MHz; Calibrated: 2020/11/30
- Sensor-Surface: 1.4mm (Mechanical Surface Detection)
- Electronics: DAE4 Sn772; Calibrated: 2020/11/23
- Phantom: SAM (30deg probe tilt) with CRP v5.0_20150321; Type: QD000P40CD; Serial: TP:1874
- Measurement SW: DASY52, Version 52.10 (2); SEMCAD X Version 14.6.12 (7470)

Area Scan (91x71x1): Interpolated grid: dx=1.500 mm, dy=1.500 mm

Maximum value of SAR (interpolated) = 0.882 W/kg

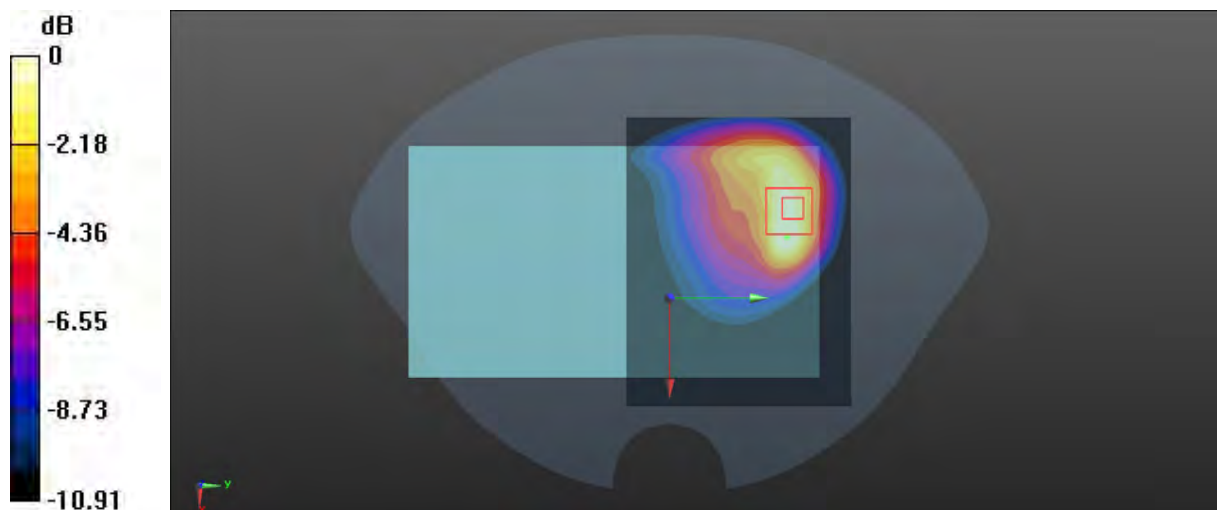
Zoom Scan (6x5x7)/Cube 0: Measurement grid: dx=8mm, dy=8mm, dz=5mm

Reference Value = 8.978 V/m; Power Drift = 0.17 dB

Peak SAR (extrapolated) = 1.12 W/kg

SAR(1 g) = 0.530 W/kg; SAR(10 g) = 0.299 W/kg

Maximum value of SAR (measured) = 0.839 W/kg



0 dB = 0.839 W/kg = -0.76 dBW/kg

Plot 69#: WCDMA Band 5 _Body Left_Mid**DUT: smartphones; Type: M7L; Serial: RSZ201123008-SA-S1**

Communication System: WCDMA; Frequency: 836.6 MHz; Duty Cycle: 1:1

Medium parameters used: $f = 836.6$ MHz; $\sigma = 0.908$ S/m; $\epsilon_r = 41.549$; $\rho = 1000$ kg/m³

Phantom section: Flat Section

DASY5 Configuration:

- Probe: EX3DV4 - SN7329; ConvF(10.13, 10.13, 10.13)1 @ 836.6 MHz; Calibrated: 2020/11/30
- Sensor-Surface: 1.4mm (Mechanical Surface Detection)
- Electronics: DAE4 Sn772; Calibrated: 2020/11/23
- Phantom: SAM (30deg probe tilt) with CRP v5.0_20150321; Type: QD000P40CD; Serial: TP:1874
- Measurement SW: DASY52, Version 52.10 (2); SEMCAD X Version 14.6.12 (7470)

Area Scan (41x71x1): Interpolated grid: dx=1.500 mm, dy=1.500 mm

Maximum value of SAR (interpolated) = 0.111 W/kg

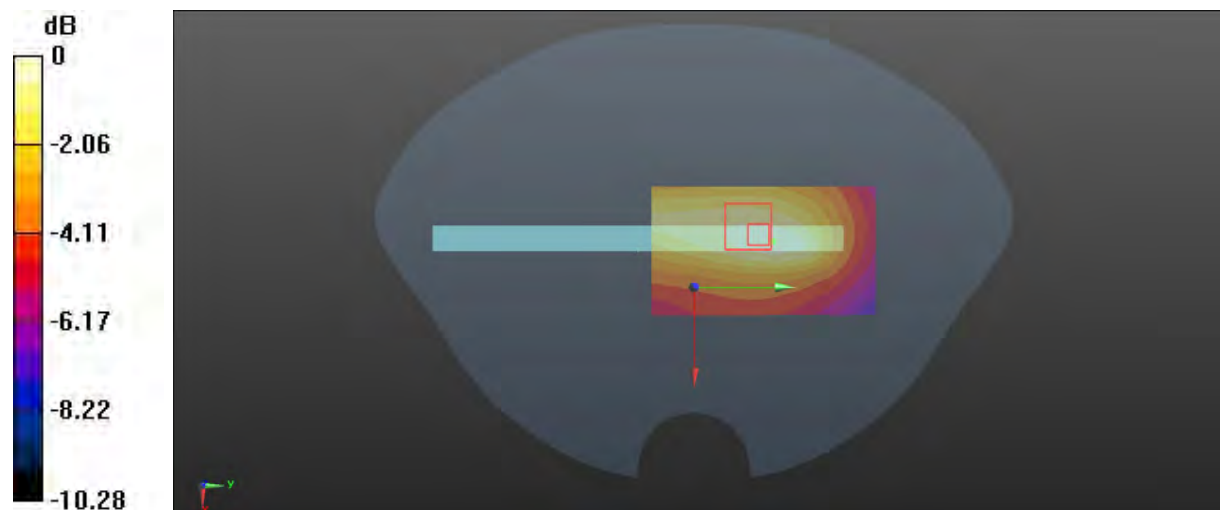
Zoom Scan (6x6x7)/Cube 0: Measurement grid: dx=8mm, dy=8mm, dz=5mm

Reference Value = 8.392 V/m; Power Drift = -0.12 dB

Peak SAR (extrapolated) = 0.137 W/kg

SAR(1 g) = 0.080 W/kg; SAR(10 g) = 0.055 W/kg

Maximum value of SAR (measured) = 0.114 W/kg



0 dB = 0.114 W/kg = -9.43 dBW/kg

Plot 70#: WCDMA Band 5 _Body Bottom_ Mid**DUT: smartphones; Type: M7L; Serial: RSZ201123008-SA-S1**

Communication System: WCDMA; Frequency: 836.6 MHz; Duty Cycle: 1:1

Medium parameters used: $f = 836.6$ MHz; $\sigma = 0.908$ S/m; $\epsilon_r = 41.549$; $\rho = 1000$ kg/m³

Phantom section: Flat Section

DASY5 Configuration:

- Probe: EX3DV4 - SN7329; ConvF(10.13, 10.13, 10.13)1 @ 836.6 MHz; Calibrated: 2020/11/30
- Sensor-Surface: 1.4mm (Mechanical Surface Detection)
- Electronics: DAE4 Sn772; Calibrated: 2020/11/23
- Phantom: SAM (30deg probe tilt) with CRP v5.0_20150321; Type: QD000P40CD; Serial: TP:1874
- Measurement SW: DASY52, Version 52.10 (2); SEMCAD X Version 14.6.12 (7470)

Area Scan (41x81x1): Interpolated grid: dx=1.500 mm, dy=1.500 mm

Maximum value of SAR (interpolated) = 1.22 W/kg

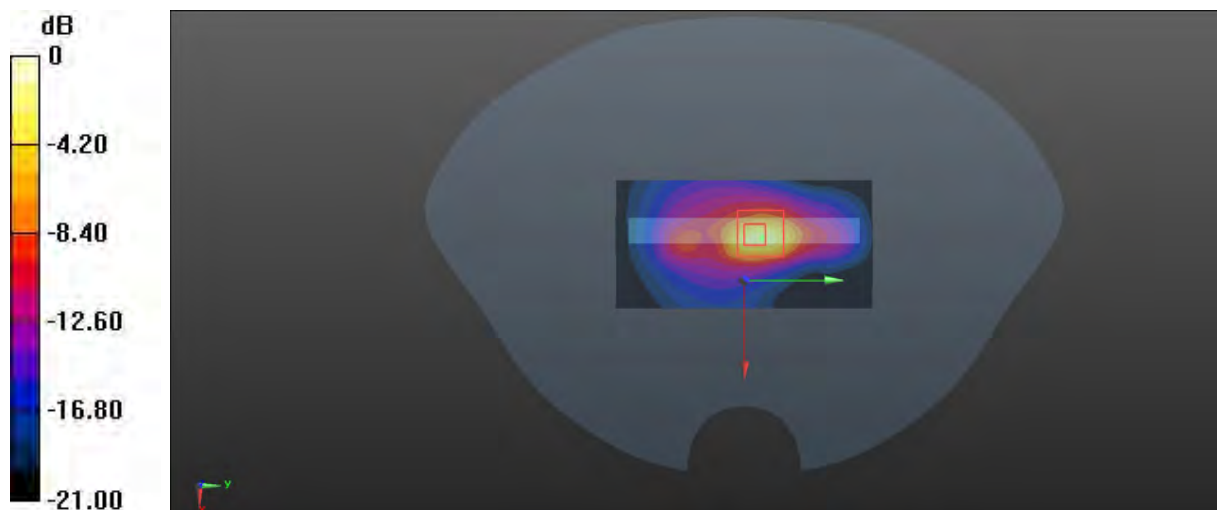
Zoom Scan (6x6x7)/Cube 0: Measurement grid: dx=8mm, dy=8mm, dz=5mm

Reference Value = 23.17 V/m; Power Drift = 0.10 dB

Peak SAR (extrapolated) = 2.94 W/kg

SAR(1 g) = 0.686 W/kg; SAR(10 g) = 0.265 W/kg

Maximum value of SAR (measured) = 1.92 W/kg



0 dB = 1.92 W/kg = 2.83 dBW/kg

Plot 71#: LTE Band 2_1RB_Head Flat_Mid**DUT: smartphones; Type: M7L; Serial: RSZ201123008-SA-S1**

Communication System: Generic FDD-LTE; Frequency: 1880 MHz; Duty Cycle: 1:1

Medium parameters used: $f = 1880$ MHz; $\sigma = 1.399$ S/m; $\epsilon_r = 40.085$; $\rho = 1000$ kg/m³

Phantom section: Flat Section

DASY5 Configuration:

- Probe: EX3DV4 - SN7329; ConvF(8.14, 8.14, 8.14) @ 1880 MHz; Calibrated: 2020/11/30
- Sensor-Surface: 1.4mm (Mechanical Surface Detection)
- Electronics: DAE4 Sn772; Calibrated: 2020/11/23
- Phantom: SAM (30deg probe tilt) with CRP v5.0_20150321; Type: QD000P40CD; Serial: TP:1874
- Measurement SW: DASY52, Version 52.10 (2); SEMCAD X Version 14.6.12 (7470)

Area Scan (91x71x1): Interpolated grid: dx=1.500 mm, dy=1.500 mm

Maximum value of SAR (interpolated) = 0.102 W/kg

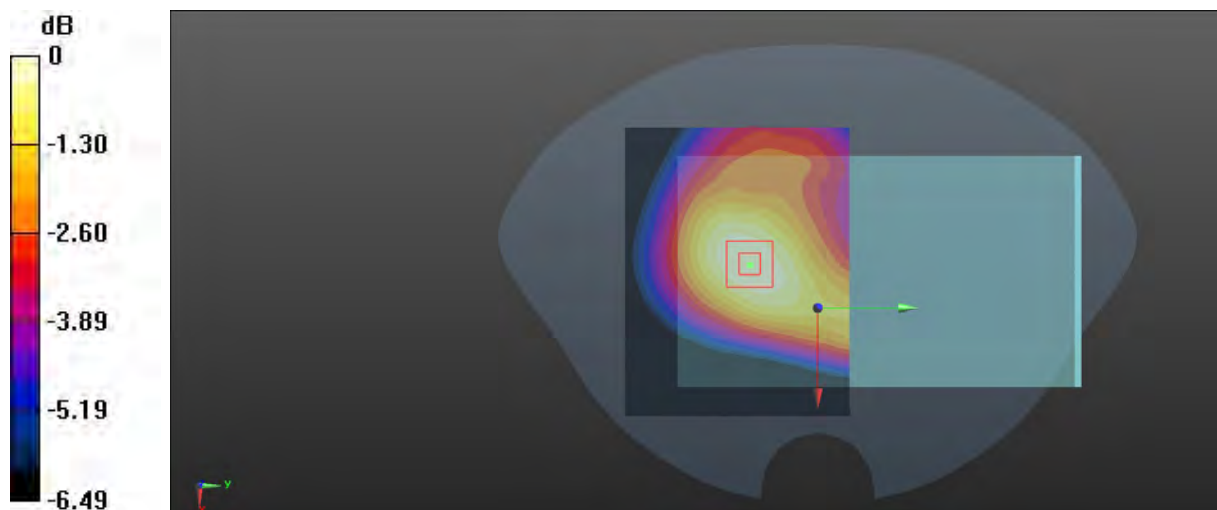
Zoom Scan (7x6x7)/Cube 0: Measurement grid: dx=8mm, dy=8mm, dz=5mm

Reference Value = 6.279 V/m; Power Drift = -0.14 dB

Peak SAR (extrapolated) = 0.118 W/kg

SAR(1 g) = 0.072 W/kg; SAR(10 g) = 0.045 W/kg

Maximum value of SAR (measured) = 0.101 W/kg



0 dB = 0.101 W/kg = -9.96 dBW/kg

Plot 72#: LTE Band 2_50%RB_Head Flat_Mid**DUT: smartphones; Type: M7L; Serial: RSZ201123008-SA-S1**

Communication System: Generic FDD-LTE; Frequency: 1880 MHz; Duty Cycle: 1:1

Medium parameters used: $f = 1880$ MHz; $\sigma = 1.399$ S/m; $\epsilon_r = 40.085$; $\rho = 1000$ kg/m³

Phantom section: Flat Section

DASY5 Configuration:

- Probe: EX3DV4 - SN7329; ConvF(8.14, 8.14, 8.14) @ 1880 MHz; Calibrated: 2020/11/30
- Sensor-Surface: 1.4mm (Mechanical Surface Detection)
- Electronics: DAE4 Sn772; Calibrated: 2020/11/23
- Phantom: SAM (30deg probe tilt) with CRP v5.0_20150321; Type: QD000P40CD; Serial: TP:1874
- Measurement SW: DASY52, Version 52.10 (2); SEMCAD X Version 14.6.12 (7470)

Area Scan (91x71x1): Interpolated grid: dx=1.500 mm, dy=1.500 mm

Maximum value of SAR (interpolated) = 0.0813 W/kg

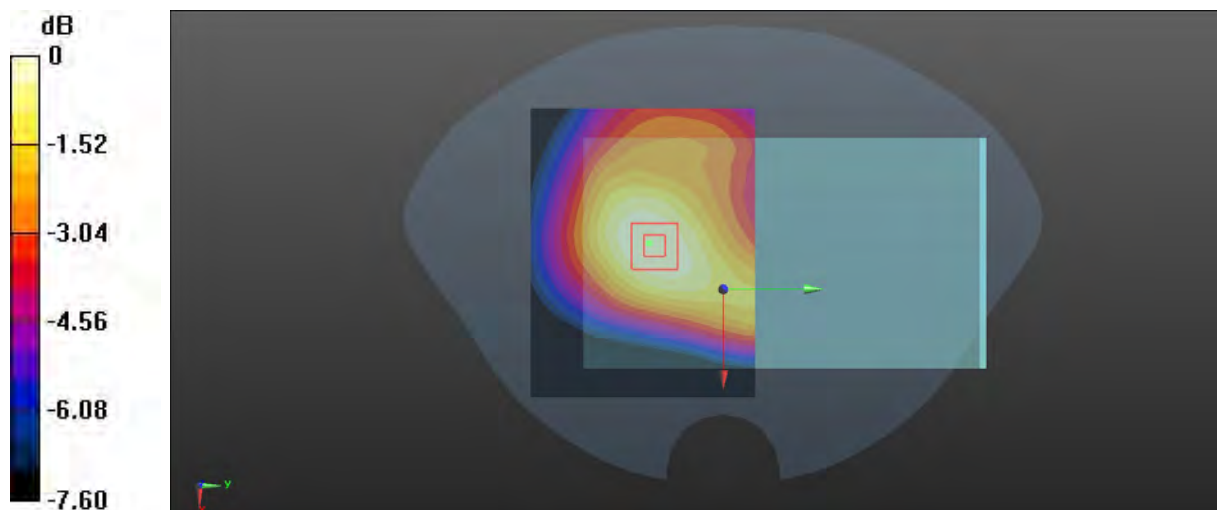
Zoom Scan (7x6x7)/Cube 0: Measurement grid: dx=8mm, dy=8mm, dz=5mm

Reference Value = 5.451 V/m; Power Drift = 0.02 dB

Peak SAR (extrapolated) = 0.0930 W/kg

SAR(1 g) = 0.057 W/kg; SAR(10 g) = 0.036 W/kg

Maximum value of SAR (measured) = 0.0792 W/kg



0 dB = 0.0792 W/kg = -11.01 dBW/kg

Plot 73#: LTE Band 2_1RB_Body Back_Mid**DUT: smartphones; Type: M7L; Serial: RSZ201123008-SA-S1**

Communication System: Generic FDD-LTE; Frequency: 1880 MHz; Duty Cycle: 1:1

Medium parameters used: $f = 1880$ MHz; $\sigma = 1.399$ S/m; $\epsilon_r = 40.085$; $\rho = 1000$ kg/m³

Phantom section: Flat Section

DASY5 Configuration:

- Probe: EX3DV4 - SN7329; ConvF(8.14, 8.14, 8.14) @ 1880 MHz; Calibrated: 2020/11/30
- Sensor-Surface: 1.4mm (Mechanical Surface Detection)
- Electronics: DAE4 Sn772; Calibrated: 2020/11/23
- Phantom: SAM (30deg probe tilt) with CRP v5.0_20150321; Type: QD000P40CD; Serial: TP:1874
- Measurement SW: DASY52, Version 52.10 (2); SEMCAD X Version 14.6.12 (7470)

Area Scan (91x71x1): Interpolated grid: dx=1.500 mm, dy=1.500 mm

Maximum value of SAR (interpolated) = 0.999 W/kg

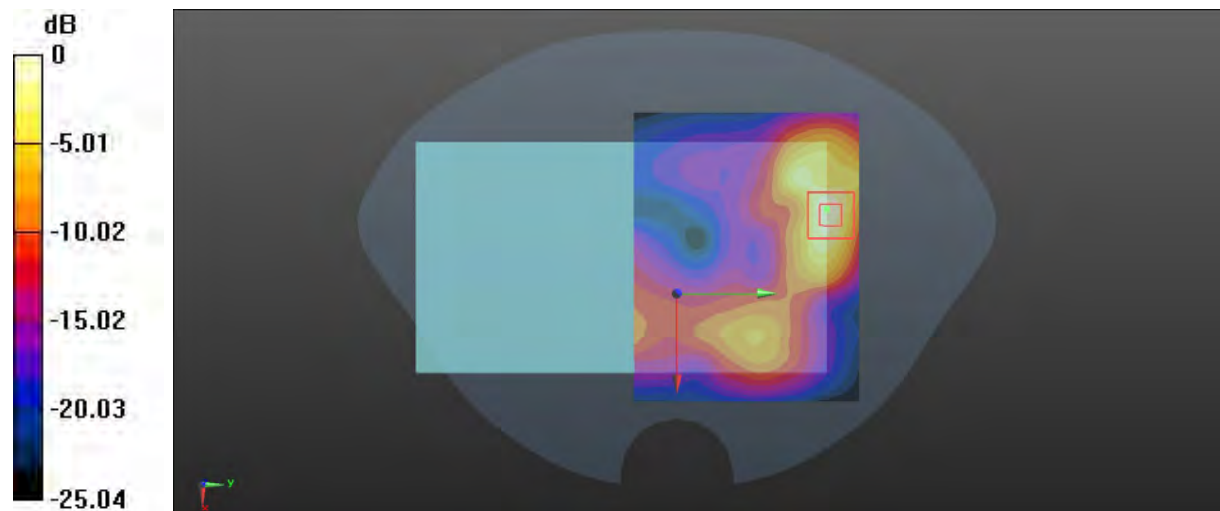
Zoom Scan (5x5x7)/Cube 0: Measurement grid: dx=8mm, dy=8mm, dz=5mm

Reference Value = 2.730 V/m; Power Drift = -0.09 dB

Peak SAR (extrapolated) = 1.30 W/kg

SAR(1 g) = 0.466 W/kg; SAR(10 g) = 0.193 W/kg

Maximum value of SAR (measured) = 0.989 W/kg



0 dB = 0.989 W/kg = -0.05 dBW/kg

Plot 74#: LTE Band 2_50%RB _Body Back _Mid**DUT: smartphones; Type: M7L; Serial: RSZ201123008-SA-S1**

Communication System: Generic FDD-LTE; Frequency: 1880 MHz; Duty Cycle: 1:1

Medium parameters used: $f = 1880$ MHz; $\sigma = 1.399$ S/m; $\epsilon_r = 40.085$; $\rho = 1000$ kg/m³

Phantom section: Flat Section

DASY5 Configuration:

- Probe: EX3DV4 - SN7329; ConvF(8.14, 8.14, 8.14) @ 1880 MHz; Calibrated: 2020/11/30
- Sensor-Surface: 1.4mm (Mechanical Surface Detection)
- Electronics: DAE4 Sn772; Calibrated: 2020/11/23
- Phantom: SAM (30deg probe tilt) with CRP v5.0_20150321; Type: QD000P40CD; Serial: TP:1874
- Measurement SW: DASY52, Version 52.10 (2); SEMCAD X Version 14.6.12 (7470)

Area Scan (91x71x1): Interpolated grid: dx=1.500 mm, dy=1.500 mm

Maximum value of SAR (interpolated) = 0.774 W/kg

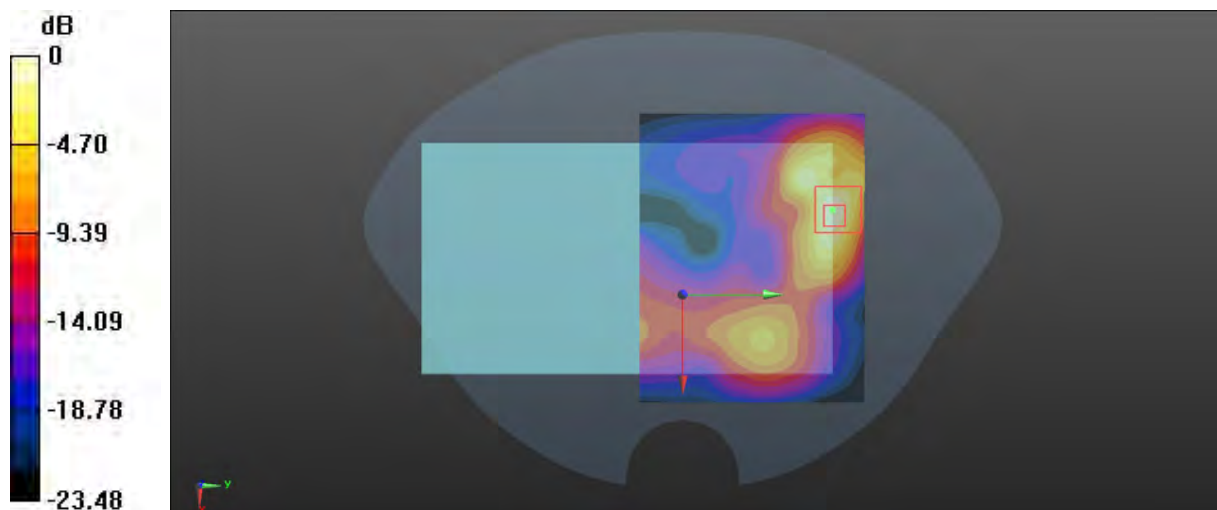
Zoom Scan (5x5x7)/Cube 0: Measurement grid: dx=8mm, dy=8mm, dz=5mm

Reference Value = 2.754 V/m; Power Drift = -0.12 dB

Peak SAR (extrapolated) = 1.01 W/kg

SAR(1 g) = 0.358 W/kg; SAR(10 g) = 0.149 W/kg

Maximum value of SAR (measured) = 0.773 W/kg



0 dB = 0.773 W/kg = -1.12 dBW/kg

Plot 75#: LTE Band 2_1RB_Body Left_Mid**DUT: smartphones; Type: M7L; Serial: RSZ201123008-SA-S1**

Communication System: Generic FDD-LTE; Frequency: 1880 MHz; Duty Cycle: 1:1

Medium parameters used: $f = 1880$ MHz; $\sigma = 1.399$ S/m; $\epsilon_r = 40.085$; $\rho = 1000$ kg/m³

Phantom section: Flat Section

DASY5 Configuration:

- Probe: EX3DV4 - SN7329; ConvF(8.14, 8.14, 8.14) @ 1880 MHz; Calibrated: 2020/11/30
- Sensor-Surface: 1.4mm (Mechanical Surface Detection)
- Electronics: DAE4 Sn772; Calibrated: 2020/11/23
- Phantom: SAM (30deg probe tilt) with CRP v5.0_20150321; Type: QD000P40CD; Serial: TP:1874
- Measurement SW: DASY52, Version 52.10 (2); SEMCAD X Version 14.6.12 (7470)

Area Scan (41x71x1): Interpolated grid: dx=1.500 mm, dy=1.500 mm

Maximum value of SAR (interpolated) = 1.16 W/kg

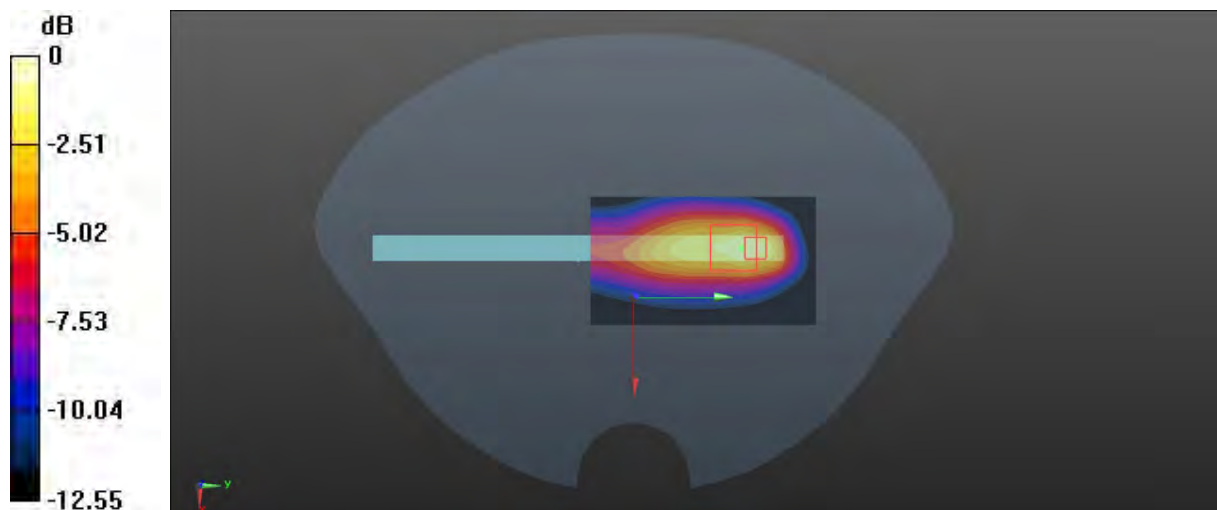
Zoom Scan (5x5x7)/Cube 0: Measurement grid: dx=8mm, dy=8mm, dz=5mm

Reference Value = 15.83 V/m; Power Drift = -0.03 dB

Peak SAR (extrapolated) = 2.05 W/kg

SAR(1 g) = 0.731 W/kg; SAR(10 g) = 0.355 W/kg

Maximum value of SAR (measured) = 1.42 W/kg



0 dB = 1.42 W/kg = 1.52 dBW/kg

Plot 76#: LTE Band 2_50%RB_Body Left_Mid**DUT: smartphones; Type: M7L; Serial: RSZ201123008-SA-S1**

Communication System: Generic FDD-LTE; Frequency: 1880 MHz; Duty Cycle: 1:1

Medium parameters used: $f = 1880$ MHz; $\sigma = 1.399$ S/m; $\epsilon_r = 40.085$; $\rho = 1000$ kg/m³

Phantom section: Flat Section

DASY5 Configuration:

- Probe: EX3DV4 - SN7329; ConvF(8.14, 8.14, 8.14) @ 1880 MHz; Calibrated: 2020/11/30
- Sensor-Surface: 1.4mm (Mechanical Surface Detection)
- Electronics: DAE4 Sn772; Calibrated: 2020/11/23
- Phantom: SAM (30deg probe tilt) with CRP v5.0_20150321; Type: QD000P40CD; Serial: TP:1874
- Measurement SW: DASY52, Version 52.10 (2); SEMCAD X Version 14.6.12 (7470)

Area Scan (41x71x1): Interpolated grid: dx=1.500 mm, dy=1.500 mm

Maximum value of SAR (interpolated) = 1.02 W/kg

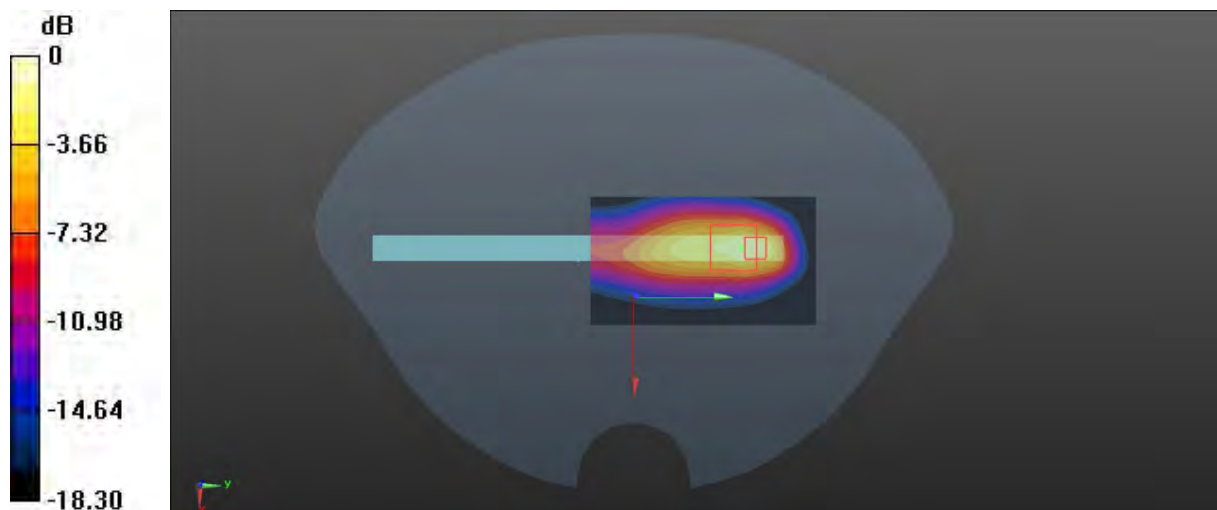
Zoom Scan (5x5x7)/Cube 0: Measurement grid: dx=8mm, dy=8mm, dz=5mm

Reference Value = 14.80 V/m; Power Drift = 0.01 dB

Peak SAR (extrapolated) = 1.80 W/kg

SAR(1 g) = 0.641 W/kg; SAR(10 g) = 0.310 W/kg

Maximum value of SAR (measured) = 1.24 W/kg



0 dB = 1.24 W/kg = 0.93 dBW/kg

Plot 77#: LTE Band 2_1RB_Body Bottom_Mid**DUT: smartphones; Type: M7L; Serial: RSZ201123008-SA-S1**

Communication System: Generic FDD-LTE; Frequency: 1880 MHz; Duty Cycle: 1:1

Medium parameters used: $f = 1880$ MHz; $\sigma = 1.399$ S/m; $\epsilon_r = 40.085$; $\rho = 1000$ kg/m³

Phantom section: Flat Section

DASY5 Configuration:

- Probe: EX3DV4 - SN7329; ConvF(8.14, 8.14, 8.14) @ 1880 MHz; Calibrated: 2020/11/30
- Sensor-Surface: 1.4mm (Mechanical Surface Detection)
- Electronics: DAE4 Sn772; Calibrated: 2020/11/23
- Phantom: SAM (30deg probe tilt) with CRP v5.0_20150321; Type: QD000P40CD; Serial: TP:1874
- Measurement SW: DASY52, Version 52.10 (2); SEMCAD X Version 14.6.12 (7470)

Area Scan (41x81x1): Interpolated grid: dx=1.500 mm, dy=1.500 mm

Maximum value of SAR (interpolated) = 1.43 W/kg


Zoom Scan (5x5x7)/Cube 0: Measurement grid: dx=8mm, dy=8mm, dz=5mm

Reference Value = 9.332 V/m; Power Drift = -0.04 dB

Peak SAR (extrapolated) = 3.43 W/kg

SAR(1 g) = 0.695 W/kg; SAR(10 g) = 0.221 W/kg

Maximum value of SAR (measured) = 2.20 W/kg



0 dB = 2.20 W/kg = 3.42 dBW/kg

Plot 78#: LTE Band 2_50%RB _Body Bottom _Mid**DUT: smartphones; Type: M7L; Serial: RSZ201123008-SA-S1**

Communication System: Generic FDD-LTE; Frequency: 1880 MHz; Duty Cycle: 1:1

Medium parameters used: $f = 1880$ MHz; $\sigma = 1.399$ S/m; $\epsilon_r = 40.085$; $\rho = 1000$ kg/m³

Phantom section: Flat Section

DASY5 Configuration:

- Probe: EX3DV4 - SN7329; ConvF(8.14, 8.14, 8.14) @ 1880 MHz; Calibrated: 2020/11/30
- Sensor-Surface: 1.4mm (Mechanical Surface Detection)
- Electronics: DAE4 Sn772; Calibrated: 2020/11/23
- Phantom: SAM (30deg probe tilt) with CRP v5.0_20150321; Type: QD000P40CD; Serial: TP:1874
- Measurement SW: DASY52, Version 52.10 (2); SEMCAD X Version 14.6.12 (7470)

Area Scan (41x81x1): Interpolated grid: dx=1.500 mm, dy=1.500 mm

Maximum value of SAR (interpolated) = 0.785 W/kg


Zoom Scan (5x5x7)/Cube 0: Measurement grid: dx=8mm, dy=8mm, dz=5mm

Reference Value = 6.979 V/m; Power Drift = -0.17 dB

Peak SAR (extrapolated) = 2.12 W/kg

SAR(1 g) = 0.527 W/kg; SAR(10 g) = 0.175 W/kg

Maximum value of SAR (measured) = 1.21 W/kg



0 dB = 1.21 W/kg = 0.83 dBW/kg

Plot 79#: LTE Band 4_1RB_Head Flat_Mid**DUT: smartphones; Type: M7L; Serial: RSZ201123008-SA-S1**

Communication System: Generic FDD-LTE; Frequency: 1732.5 MHz; Duty Cycle: 1:1

Medium parameters used: $f = 1732.5$ MHz; $\sigma = 1.356$ S/m; $\epsilon_r = 40.319$; $\rho = 1000$ kg/m³

Phantom section: Flat Section

DASY5 Configuration:

- Probe: EX3DV4 - SN7329; ConvF(8.41, 8.41, 8.41) @ 1732.5 MHz; Calibrated: 2020/11/30
- Sensor-Surface: 1.4mm (Mechanical Surface Detection)
- Electronics: DAE4 Sn772; Calibrated: 2020/11/23
- Phantom: SAM (30deg probe tilt) with CRP v5.0_20150321; Type: QD000P40CD; Serial: TP:1874
- Measurement SW: DASY52, Version 52.10 (2); SEMCAD X Version 14.6.12 (7470)

Area Scan (101x81x1): Interpolated grid: dx=1.500 mm, dy=1.500 mm

Maximum value of SAR (interpolated) = 0.327 W/kg

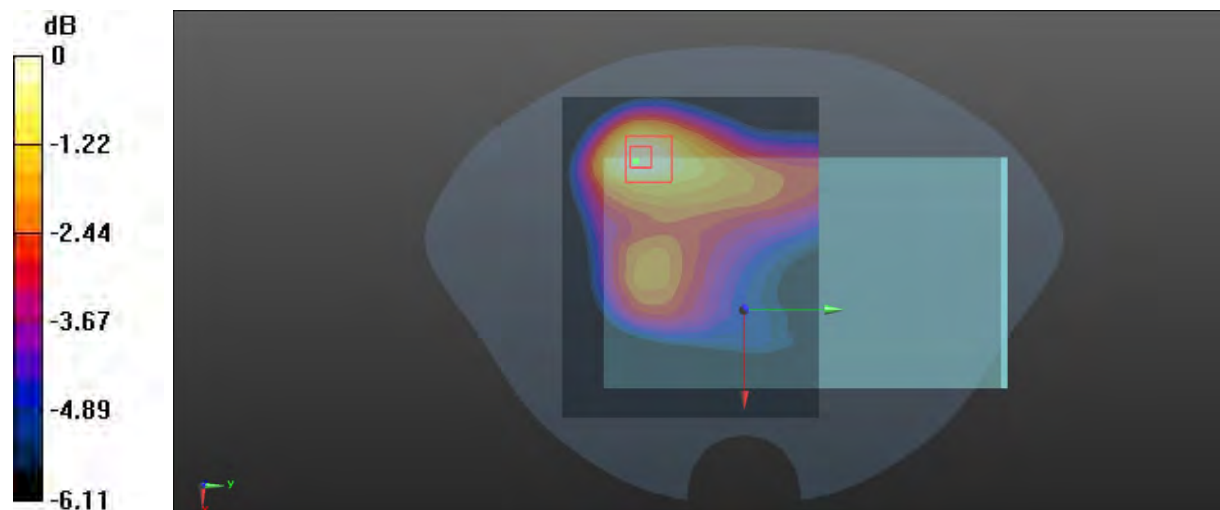
Zoom Scan (5x6x7)/Cube 0: Measurement grid: dx=8mm, dy=8mm, dz=5mm

Reference Value = 7.778 V/m; Power Drift = -0.02 dB

Peak SAR (extrapolated) = 0.379 W/kg

SAR(1 g) = 0.214 W/kg; SAR(10 g) = 0.125 W/kg

Maximum value of SAR (measured) = 0.315 W/kg



0 dB = 0.315 W/kg = -5.02 dBW/kg

Plot 80#: LTE Band 4_50%RB_Head Flat_Mid**DUT: smartphones; Type: M7L; Serial: RSZ201123008-SA-S1**

Communication System: Generic FDD-LTE; Frequency: 1732.5 MHz; Duty Cycle: 1:1

Medium parameters used: $f = 1732.5$ MHz; $\sigma = 1.356$ S/m; $\epsilon_r = 40.319$; $\rho = 1000$ kg/m³

Phantom section: Flat Section

DASY5 Configuration:

- Probe: EX3DV4 - SN7329; ConvF(8.41, 8.41, 8.41) @ 1732.5 MHz; Calibrated: 2020/11/30
- Sensor-Surface: 1.4mm (Mechanical Surface Detection)
- Electronics: DAE4 Sn772; Calibrated: 2020/11/23
- Phantom: SAM (30deg probe tilt) with CRP v5.0_20150321; Type: QD000P40CD; Serial: TP:1874
- Measurement SW: DASY52, Version 52.10 (2); SEMCAD X Version 14.6.12 (7470)

Area Scan (101x81x1): Interpolated grid: dx=1.500 mm, dy=1.500 mm.

Maximum value of SAR (interpolated) = 0.308 W/kg

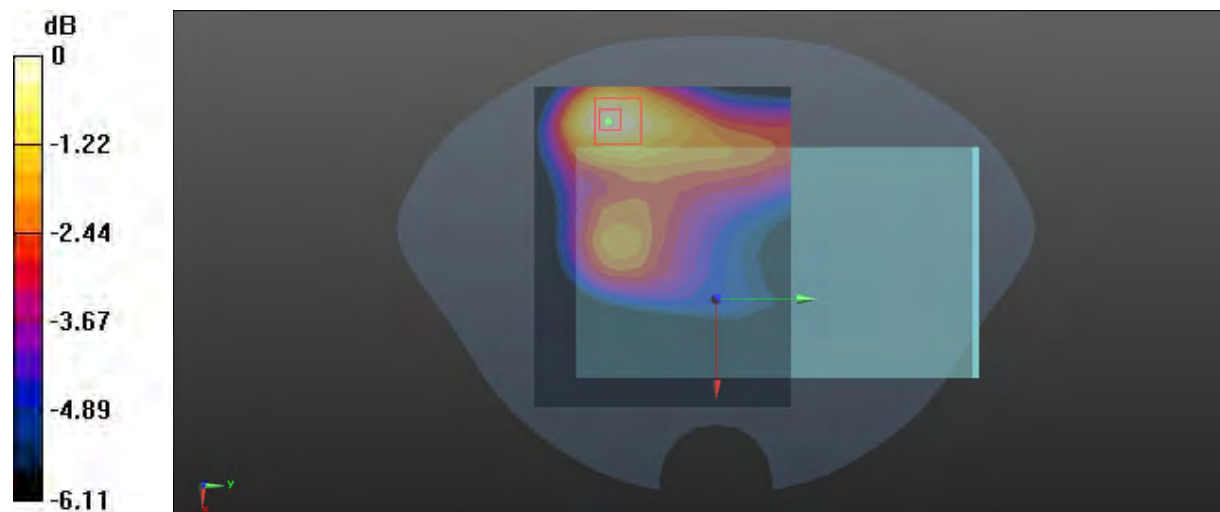
Zoom Scan (5x5x7)/Cube 0: Measurement grid: dx=8mm, dy=8mm, dz=5mm

Reference Value = 7.537 V/m; Power Drift = 0.03 dB

Peak SAR (extrapolated) = 0.361 W/kg

SAR(1 g) = 0.204 W/kg; SAR(10 g) = 0.120 W/kg

Maximum value of SAR (measured) = 0.303 W/kg



0 dB = 0.303 W/kg = -5.19 dBW/kg

Plot 81#: LTE Band 4_1RB_Body Back_Low**DUT: smartphones; Type: M7L; Serial: RSZ201123008-SA-S1**

Communication System: Generic FDD-LTE; Frequency: 1720 MHz; Duty Cycle: 1:1

Medium parameters used: $f = 1720$ MHz; $\sigma = 1.342$ S/m; $\epsilon_r = 40.356$; $\rho = 1000$ kg/m³

Phantom section: Flat Section

DASY5 Configuration:

- Probe: EX3DV4 - SN7329; ConvF(8.41, 8.41, 8.41) @ 1720 MHz; Calibrated: 2020/11/30
- Sensor-Surface: 1.4mm (Mechanical Surface Detection)
- Electronics: DAE4 Sn772; Calibrated: 2020/11/23
- Phantom: SAM (30deg probe tilt) with CRP v5.0_20150321; Type: QD000P40CD; Serial: TP:1874
- Measurement SW: DASY52, Version 52.10 (2); SEMCAD X Version 14.6.12 (7470)

Area Scan (61x71x1): Interpolated grid: dx=1.500 mm, dy=1.500 mm.

Maximum value of SAR (interpolated) = 1.48 W/kg

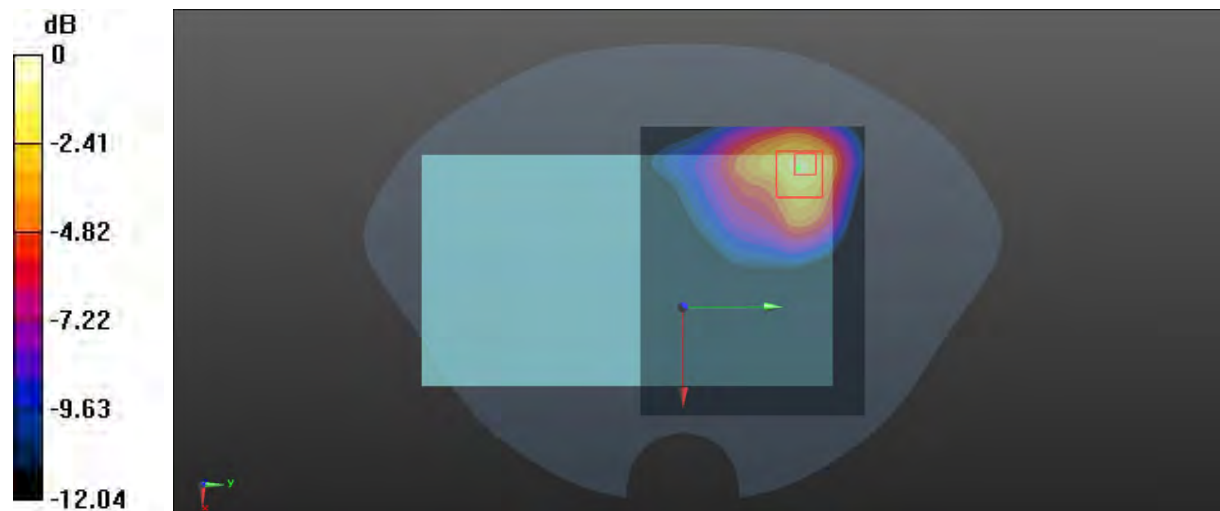
Zoom Scan (6x6x7)/Cube 0: Measurement grid: dx=8mm, dy=8mm, dz=5mm

Reference Value = 3.383 V/m; Power Drift = 0.13 dB

Peak SAR (extrapolated) = 2.29 W/kg

SAR(1 g) = 0.934 W/kg; SAR(10 g) = 0.493 W/kg

Maximum value of SAR (measured) = 1.66 W/kg



0 dB = 1.66 W/kg = 2.20 dBW/kg

Plot 82#: LTE Band 4_1RB_Body Back_Mid**DUT: smartphones; Type: M7L; Serial: RSZ201123008-SA-S1**

Communication System: Generic FDD-LTE; Frequency: 1732.5 MHz; Duty Cycle: 1:1

Medium parameters used: $f = 1732.5$ MHz; $\sigma = 1.356$ S/m; $\epsilon_r = 40.319$; $\rho = 1000$ kg/m³

Phantom section: Flat Section

DASY5 Configuration:

- Probe: EX3DV4 - SN7329; ConvF(8.41, 8.41, 8.41) @ 1732.5 MHz; Calibrated: 2020/11/30
- Sensor-Surface: 1.4mm (Mechanical Surface Detection)
- Electronics: DAE4 Sn772; Calibrated: 2020/11/23
- Phantom: SAM (30deg probe tilt) with CRP v5.0_20150321; Type: QD000P40CD; Serial: TP:1874
- Measurement SW: DASY52, Version 52.10 (2); SEMCAD X Version 14.6.12 (7470)

Area Scan (91x71x1): Interpolated grid: dx=1.500 mm, dy=1.500 mm

Maximum value of SAR (interpolated) = 1.23 W/kg


Zoom Scan (5x5x7)/Cube 0: Measurement grid: dx=8mm, dy=8mm, dz=5mm

Reference Value = 3.794 V/m; Power Drift = -0.15 dB

Peak SAR (extrapolated) = 2.39 W/kg

SAR(1 g) = 0.896 W/kg; SAR(10 g) = 0.438 W/kg

Maximum value of SAR (measured) = 1.74 W/kg



0 dB = 1.74 W/kg = 2.41 dBW/kg

Plot 83#: LTE Band 4_1RB_Body Back_High**DUT: smartphones; Type: M7L; Serial: RSZ201123008-SA-S1**

Communication System: Generic FDD-LTE; Frequency: 1745 MHz; Duty Cycle: 1:1

Medium parameters used: $f = 1745$ MHz; $\sigma = 1.361$ S/m; $\epsilon_r = 40.276$; $\rho = 1000$ kg/m³

Phantom section: Flat Section

DASY5 Configuration:

- Probe: EX3DV4 - SN7329; ConvF(8.41, 8.41, 8.41) @ 1745 MHz; Calibrated: 2020/11/30
- Sensor-Surface: 1.4mm (Mechanical Surface Detection)
- Electronics: DAE4 Sn772; Calibrated: 2020/11/23
- Phantom: SAM (30deg probe tilt) with CRP v5.0_20150321; Type: QD000P40CD; Serial: TP:1874
- Measurement SW: DASY52, Version 52.10 (2); SEMCAD X Version 14.6.12 (7470)

Area Scan (61x71x1): Interpolated grid: dx=1.500 mm, dy=1.500 mm

Maximum value of SAR (interpolated) = 1.63 W/kg

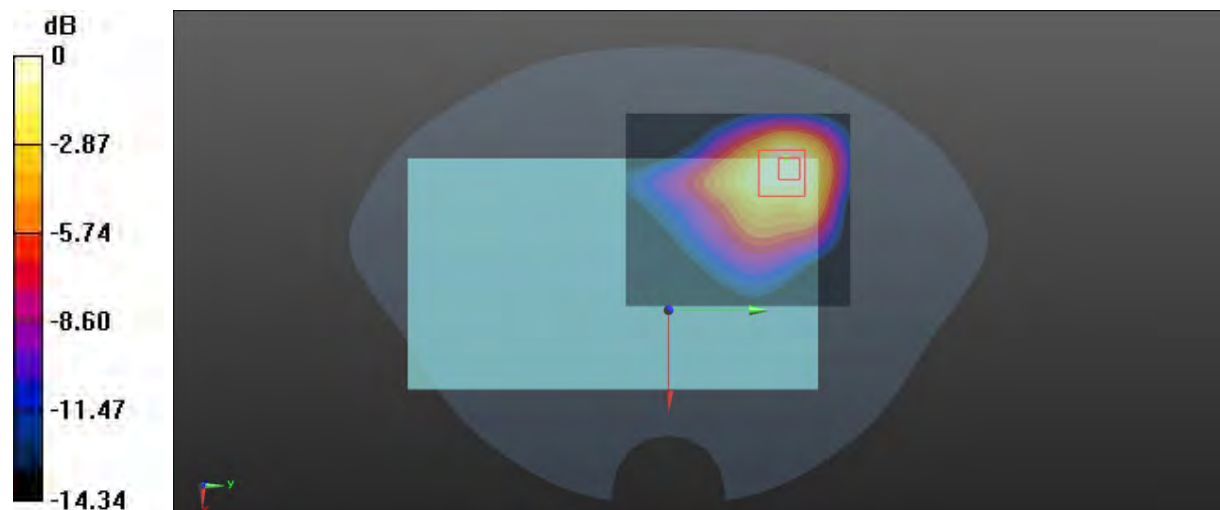
Zoom Scan (6x6x7)/Cube 0: Measurement grid: dx=8mm, dy=8mm, dz=5mm

Reference Value = 4.057 V/m; Power Drift = -0.03 dB

Peak SAR (extrapolated) = 2.32 W/kg

SAR(1 g) = 1.04 W/kg; SAR(10 g) = 0.540 W/kg

Maximum value of SAR (measured) = 1.65 W/kg



0 dB = 1.65 W/kg = 2.17 dBW/kg

Plot84#: LTE Band 4_50%RB_ Body Back_ Low**DUT: smartphones; Type: M7L; Serial: RSZ201123008-SA-S1**

Communication System: Generic FDD-LTE; Frequency: 1720 MHz; Duty Cycle: 1:1

Medium parameters used: $f = 1720$ MHz; $\sigma = 1.342$ S/m; $\epsilon_r = 40.356$; $\rho = 1000$ kg/m³

Phantom section: Flat Section

DASY5 Configuration:

- Probe: EX3DV4 - SN7329; ConvF(8.41, 8.41, 8.41) @ 1720 MHz; Calibrated: 2020/11/30
- Sensor-Surface: 1.4mm (Mechanical Surface Detection)
- Electronics: DAE4 Sn772; Calibrated: 2020/11/23
- Phantom: SAM (30deg probe tilt) with CRP v5.0_20150321; Type: QD000P40CD; Serial: TP:1874
- Measurement SW: DASY52, Version 52.10 (2); SEMCAD X Version 14.6.12 (7470)

Area Scan (61x71x1): Interpolated grid: dx=1.500 mm, dy=1.500 mm

Maximum value of SAR (interpolated) = 1.23 W/kg

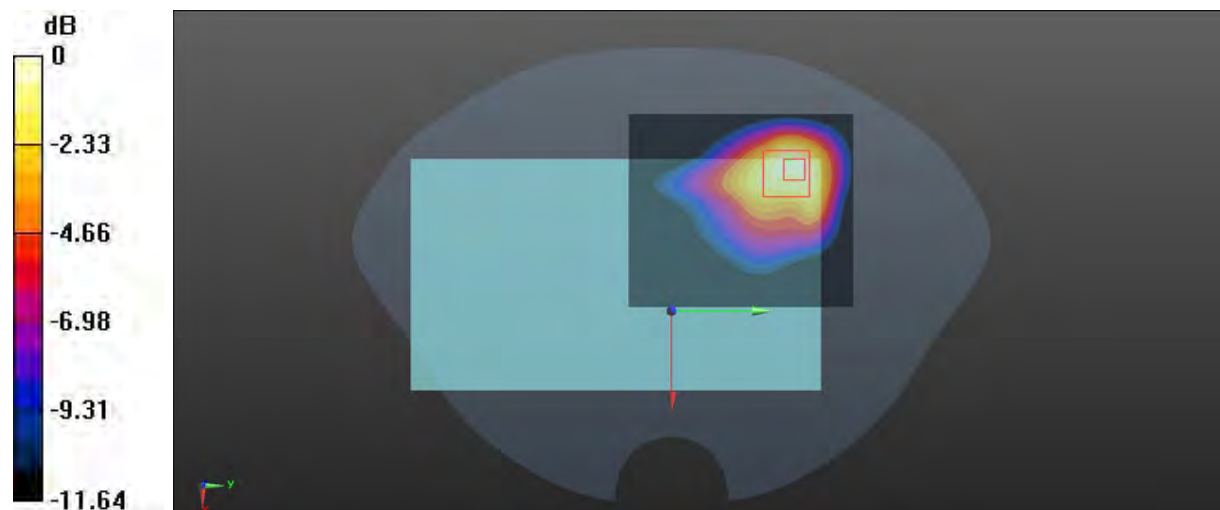
Zoom Scan (6x6x7)/Cube 0: Measurement grid: dx=8mm, dy=8mm, dz=5mm

Reference Value = 3.554 V/m; Power Drift = -0.18 dB

Peak SAR (extrapolated) = 1.79 W/kg

SAR(1 g) = 0.782 W/kg; SAR(10 g) = 0.405 W/kg

Maximum value of SAR (measured) = 1.30 W/kg



0 dB = 1.30 W/kg = 1.14 dBW/kg

Plot 85#: LTE Band 4_50%RB_ Body Back_Mid**DUT: smartphones; Type: M7L; Serial: RSZ201123008-SA-S1**

Communication System: Generic FDD-LTE; Frequency: 1745 MHz; Duty Cycle: 1:1

Medium parameters used: $f = 1745$ MHz; $\sigma = 1.361$ S/m; $\epsilon_r = 40.276$; $\rho = 1000$ kg/m³

Phantom section: Flat Section

DASY5 Configuration:

- Probe: EX3DV4 - SN7329; ConvF(8.41, 8.41, 8.41) @ 1745 MHz; Calibrated: 2020/11/30
- Sensor-Surface: 1.4mm (Mechanical Surface Detection)
- Electronics: DAE4 Sn772; Calibrated: 2020/11/23
- Phantom: SAM (30deg probe tilt) with CRP v5.0_20150321; Type: QD000P40CD; Serial: TP:1874
- Measurement SW: DASY52, Version 52.10 (2); SEMCAD X Version 14.6.12 (7470)

Area Scan (61x71x1): Interpolated grid: dx=1.500 mm, dy=1.500 mm

Maximum value of SAR (interpolated) = 1.38 W/kg

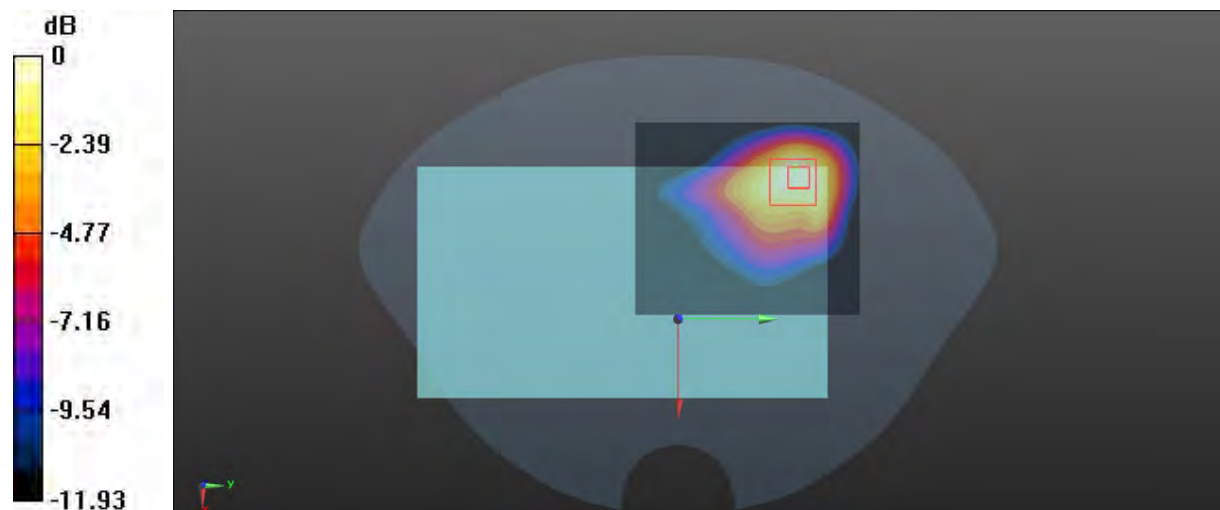
Zoom Scan (6x6x7)/Cube 0: Measurement grid: dx=8mm, dy=8mm, dz=5mm

Reference Value = 3.751 V/m; Power Drift = -0.06 dB

Peak SAR (extrapolated) = 2.01 W/kg

SAR(1 g) = 0.889 W/kg; SAR(10 g) = 0.461 W/kg

Maximum value of SAR (measured) = 0.14 W/kg



0 dB = 1.45 W/kg = 1.61 dBW/kg

Plot 86#: LTE Band 4_50%RB_ Body Back_High**DUT: smartphones; Type: M7L; Serial: RSZ201123008-SA-S1**

Communication System: Generic FDD-LTE; Frequency: 1745 MHz; Duty Cycle: 1:1

Medium parameters used: $f = 1745$ MHz; $\sigma = 1.361$ S/m; $\epsilon_r = 40.276$; $\rho = 1000$ kg/m³

Phantom section: Flat Section

DASY5 Configuration:

- Probe: EX3DV4 - SN7329; ConvF(8.41, 8.41, 8.41) @ 1745 MHz; Calibrated: 2020/11/30
- Sensor-Surface: 1.4mm (Mechanical Surface Detection)
- Electronics: DAE4 Sn772; Calibrated: 2020/11/23
- Phantom: SAM (30deg probe tilt) with CRP v5.0_20150321; Type: QD000P40CD; Serial: TP:1874
- Measurement SW: DASY52, Version 52.10 (2); SEMCAD X Version 14.6.12 (7470)

Area Scan (61x71x1): Interpolated grid: dx=1.500 mm, dy=1.500 mm

Maximum value of SAR (interpolated) = 1.33 W/kg

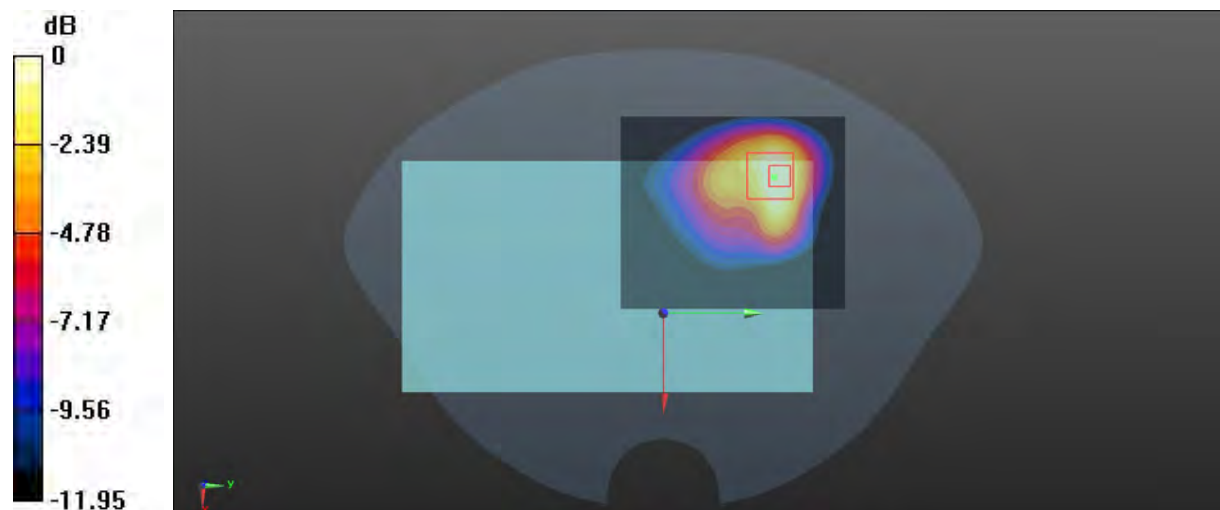
Zoom Scan (6x6x7)/Cube 0: Measurement grid: dx=8mm, dy=8mm, dz=5mm

Reference Value = 4.033 V/m; Power Drift = -0.19 dB

Peak SAR (extrapolated) = 1.66 W/kg

SAR(1 g) = 0.649 W/kg; SAR(10 g) = 0.334 W/kg

Maximum value of SAR (measured) = 1.16 W/kg



0 dB = 1.16 W/kg = 0.64 dBW/kg

Plot 87#: LTE Band 4_100%RB_ Body Back _Mid**DUT: smartphones; Type: M7L; Serial: RSZ201123008-SA-S1**

Communication System: Generic FDD-LTE; Frequency: 1732.5 MHz; Duty Cycle: 1:1

Medium parameters used: $f = 1732.5$ MHz; $\sigma = 1.356$ S/m; $\epsilon_r = 40.319$; $\rho = 1000$ kg/m³

Phantom section: Flat Section

DASY5 Configuration:

- Probe: EX3DV4 - SN7329; ConvF(8.41, 8.41, 8.41) @ 1732.5 MHz; Calibrated: 2020/11/30
- Sensor-Surface: 1.4mm (Mechanical Surface Detection)
- Electronics: DAE4 Sn772; Calibrated: 2020/11/23
- Phantom: SAM (30deg probe tilt) with CRP v5.0_20150321; Type: QD000P40CD; Serial: TP:1874
- Measurement SW: DASY52, Version 52.10 (2); SEMCAD X Version 14.6.12 (7470)

Area Scan (61x71x1): Interpolated grid: dx=1.500 mm, dy=1.500 mm

Maximum value of SAR (interpolated) = 1.28 W/kg

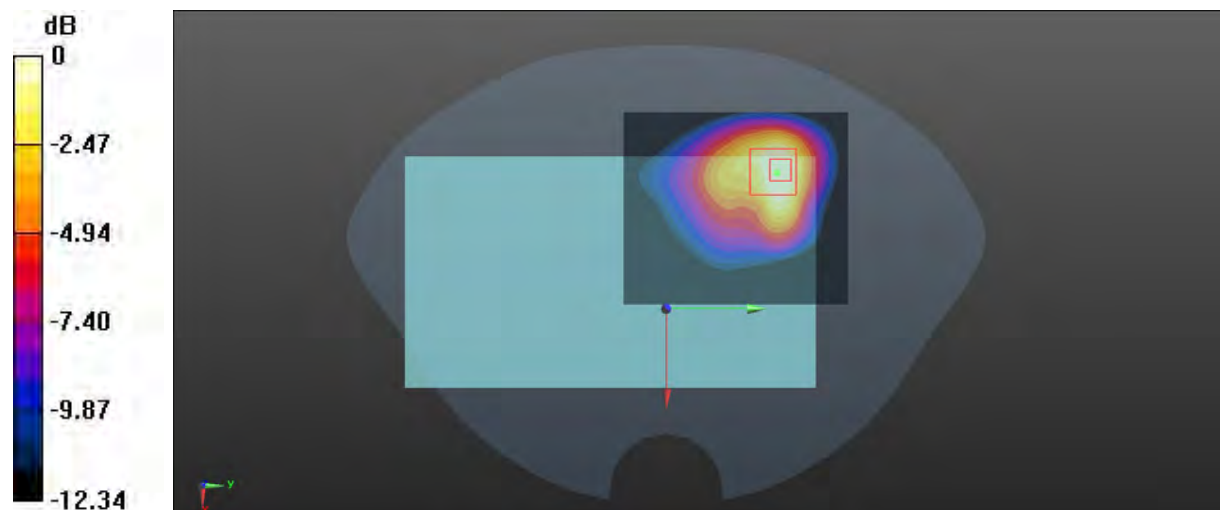
Zoom Scan (6x6x7)/Cube 0: Measurement grid: dx=8mm, dy=8mm, dz=5mm

Reference Value = 4.009 V/m; Power Drift = -0.04 dB

Peak SAR (extrapolated) = 1.57 W/kg

SAR(1 g) = 0.646 W/kg; SAR(10 g) = 0.334 W/kg

Maximum value of SAR (measured) = 1.09 W/kg



0 dB = 1.09 W/kg = 0.37 dBW/kg

Plot 88#: LTE Band 4_1RB_Body Left_Mid**DUT: smartphones; Type: M7L; Serial: RSZ201123008-SA-S1**

Communication System: Generic FDD-LTE; Frequency: 1732.5 MHz; Duty Cycle: 1:1

Medium parameters used: $f = 1732.5$ MHz; $\sigma = 1.356$ S/m; $\epsilon_r = 40.319$; $\rho = 1000$ kg/m³

Phantom section: Flat Section

DASY5 Configuration:

- Probe: EX3DV4 - SN7329; ConvF(8.41, 8.41, 8.41) @ 1732.5 MHz; Calibrated: 2020/11/30
- Sensor-Surface: 1.4mm (Mechanical Surface Detection)
- Electronics: DAE4 Sn772; Calibrated: 2020/11/23
- Phantom: SAM (30deg probe tilt) with CRP v5.0_20150321; Type: QD000P40CD; Serial: TP:1874
- Measurement SW: DASY52, Version 52.10 (2); SEMCAD X Version 14.6.12 (7470)

Area Scan (41x71x1): Interpolated grid: dx=1.500 mm, dy=1.500 mm

Maximum value of SAR (interpolated) = 0.939 W/kg

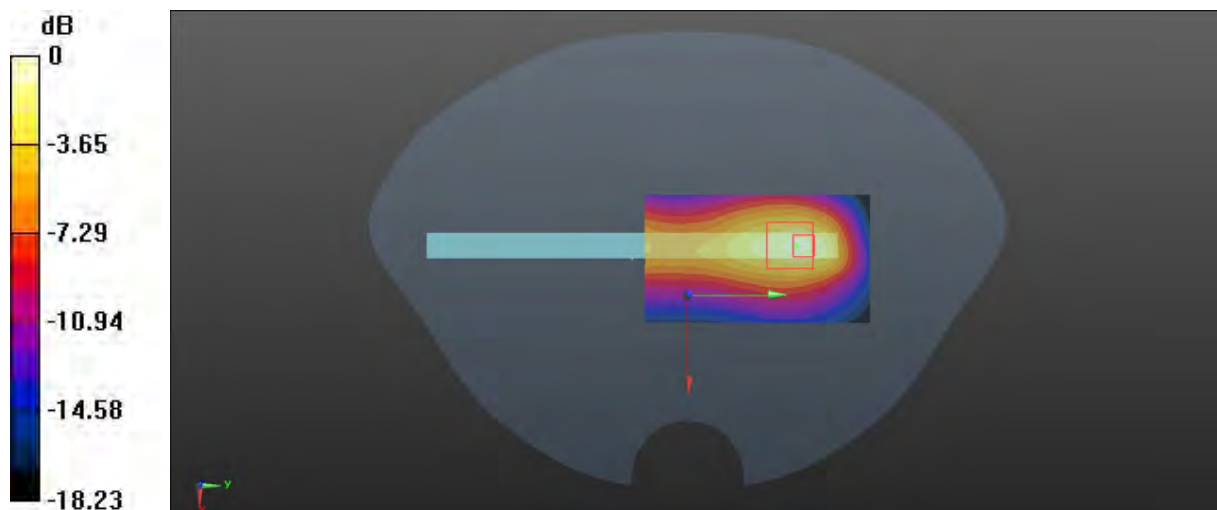
Zoom Scan (5x5x7)/Cube 0: Measurement grid: dx=8mm, dy=8mm, dz=5mm

Reference Value = 13.15 V/m; Power Drift = -0.02 dB

Peak SAR (extrapolated) = 1.66 W/kg

SAR(1 g) = 0.603 W/kg; SAR(10 g) = 0.307 W/kg

Maximum value of SAR (measured) = 1.15 W/kg



0 dB = 1.15 W/kg = 0.61 dBW/kg

Plot 89#: LTE Band 4_50%RB _Body Left_Mid**DUT: smartphones; Type: M7L; Serial: RSZ201123008-SA-S1**

Communication System: Generic FDD-LTE; Frequency: 1732.5 MHz; Duty Cycle: 1:1

Medium parameters used: $f = 1732.5$ MHz; $\sigma = 1.356$ S/m; $\epsilon_r = 40.319$; $\rho = 1000$ kg/m³

Phantom section: Flat Section

DASY5 Configuration:

- Probe: EX3DV4 - SN7329; ConvF(8.41, 8.41, 8.41) @ 1732.5 MHz; Calibrated: 2020/11/30
- Sensor-Surface: 1.4mm (Mechanical Surface Detection)
- Electronics: DAE4 Sn772; Calibrated: 2020/11/23
- Phantom: SAM (30deg probe tilt) with CRP v5.0_20150321; Type: QD000P40CD; Serial: TP:1874
- Measurement SW: DASY52, Version 52.10 (2); SEMCAD X Version 14.6.12 (7470)

Area Scan (41x71x1): Interpolated grid: dx=1.500 mm, dy=1.500 mm

Maximum value of SAR (interpolated) = 0.765 W/kg

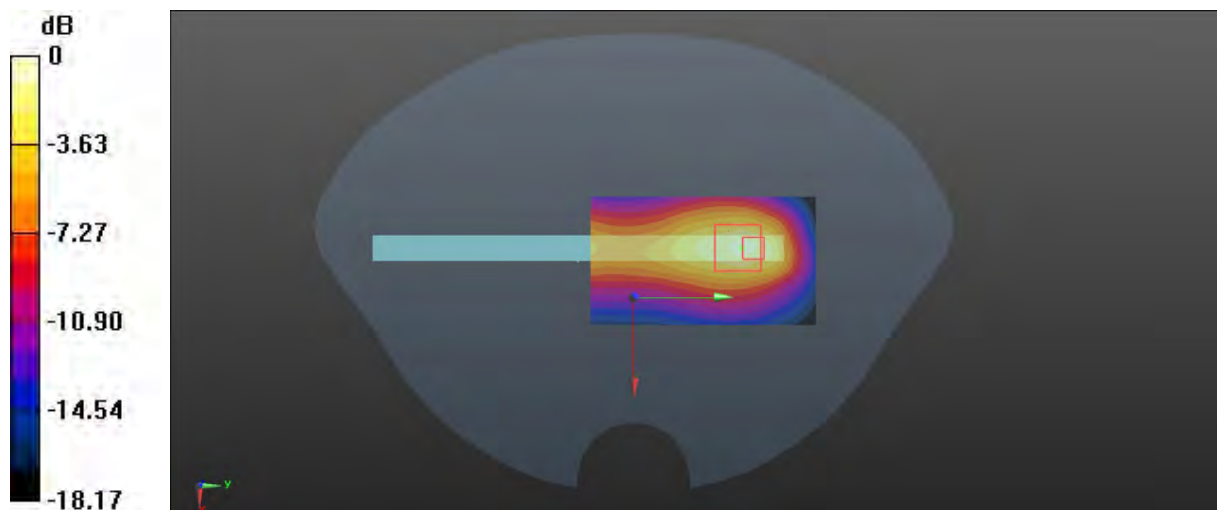
Zoom Scan (5x5x7)/Cube 0: Measurement grid: dx=8mm, dy=8mm, dz=5mm

Reference Value = 11.74 V/m; Power Drift = 0.03 dB

Peak SAR (extrapolated) = 1.34 W/kg

SAR(1 g) = 0.487 W/kg; SAR(10 g) = 0.247 W/kg

Maximum value of SAR (measured) = 0.924 W/kg



0 dB = 0.924 W/kg = -0.34 dBW/kg

Plot 90#: LTE Band 4_1RB_Body Bottom_Low**DUT: smartphones; Type: M7L; Serial: RSZ201123008-SA-S1**

Communication System: Generic FDD-LTE; Frequency: 1720 MHz; Duty Cycle: 1:1

Medium parameters used: $f = 1720$ MHz; $\sigma = 1.342$ S/m; $\epsilon_r = 40.356$; $\rho = 1000$ kg/m³

Phantom section: Flat Section

DASY5 Configuration:

- Probe: EX3DV4 - SN7329; ConvF(8.41, 8.41, 8.41) @ 1720 MHz; Calibrated: 2020/11/30
- Sensor-Surface: 1.4mm (Mechanical Surface Detection)
- Electronics: DAE4 Sn772; Calibrated: 2020/11/23
- Phantom: SAM (30deg probe tilt) with CRP v5.0_20150321; Type: QD000P40CD; Serial: TP:1874
- Measurement SW: DASY52, Version 52.10 (2); SEMCAD X Version 14.6.12 (7470)

Area Scan (41x81x1): Interpolated grid: dx=1.500 mm, dy=1.500 mm

Maximum value of SAR (interpolated) = 0.735 W/kg


Zoom Scan (6x7x7)/Cube 0: Measurement grid: dx=8mm, dy=8mm, dz=5mm

Reference Value = 6.431 V/m; Power Drift = 0.08 dB

Peak SAR (extrapolated) = 5.35 W/kg

SAR(1 g) = 0.918 W/kg; SAR(10 g) = 0.271 W/kg

Maximum value of SAR (measured) = 3.29 W/kg



0 dB = 3.29 W/kg = 5.17 dBW/kg

Plot 91#: LTE Band 4_1RB_Body Bottom_Mid**DUT: smartphones; Type: M7L; Serial: RSZ201123008-SA-S1**

Communication System: Generic FDD-LTE; Frequency: 1732.5 MHz; Duty Cycle: 1:1

Medium parameters used: $f = 1732.5$ MHz; $\sigma = 1.356$ S/m; $\epsilon_r = 40.319$; $\rho = 1000$ kg/m³

Phantom section: Flat Section

DASY5 Configuration:

- Probe: EX3DV4 - SN7329; ConvF(8.41, 8.41, 8.41) @ 1732.5 MHz; Calibrated: 2020/11/30
- Sensor-Surface: 1.4mm (Mechanical Surface Detection)
- Electronics: DAE4 Sn772; Calibrated: 2020/11/23
- Phantom: SAM (30deg probe tilt) with CRP v5.0_20150321; Type: QD000P40CD; Serial: TP:1874
- Measurement SW: DASY52, Version 52.10 (2); SEMCAD X Version 14.6.12 (7470)

Area Scan (41x81x1): Interpolated grid: dx=1.500 mm, dy=1.500 mm

Maximum value of SAR (interpolated) = 0.838 W/kg


Zoom Scan (5x5x7)/Cube 0: Measurement grid: dx=8mm, dy=8mm, dz=5mm

Reference Value = 6.690 V/m; Power Drift = -0.18 dB

Peak SAR (extrapolated) = 5.44 W/kg

SAR(1 g) = 1.05 W/kg; SAR(10 g) = 0.318 W/kg

Maximum value of SAR (measured) = 3.47 W/kg



0 dB = 3.47 W/kg = 5.40 dBW/kg

Plot 92#: LTE Band 4_1RB_Body Bottom_High**DUT: smartphones; Type: M7L; Serial: RSZ201123008-SA-S1**

Communication System: Generic FDD-LTE; Frequency: 1745 MHz; Duty Cycle: 1:1

Medium parameters used: $f = 1745$ MHz; $\sigma = 1.361$ S/m; $\epsilon_r = 40.276$; $\rho = 1000$ kg/m³

Phantom section: Flat Section

DASY5 Configuration:

- Probe: EX3DV4 - SN7329; ConvF(8.41, 8.41, 8.41) @ 1745 MHz; Calibrated: 2020/11/30
- Sensor-Surface: 1.4mm (Mechanical Surface Detection)
- Electronics: DAE4 Sn772; Calibrated: 2020/11/23
- Phantom: SAM (30deg probe tilt) with CRP v5.0_20150321; Type: QD000P40CD; Serial: TP:1874
- Measurement SW: DASY52, Version 52.10 (2); SEMCAD X Version 14.6.12 (7470)

Area Scan (41x81x1): Interpolated grid: dx=1.500 mm, dy=1.500 mm

Maximum value of SAR (interpolated) = 1.49 W/kg


Zoom Scan (5x5x7)/Cube 0: Measurement grid: dx=8mm, dy=8mm, dz=5mm

Reference Value = 9.662 V/m; Power Drift = -0.02 dB

Peak SAR (extrapolated) = 5.71 W/kg

SAR(1 g) = 1.08 W/kg; SAR(10 g) = 0.342 W/kg

Maximum value of SAR (measured) = 3.49 W/kg



0 dB = 3.49 W/kg = 5.43 dBW/kg

Plot 93#: LTE Band 4_50%RB _Body Bottom_ Low**DUT: smartphones; Type: M7L; Serial: RSZ201123008-SA-S1**

Communication System: Generic FDD-LTE; Frequency: 1720 MHz; Duty Cycle: 1:1

Medium parameters used: $f = 1720$ MHz; $\sigma = 1.342$ S/m; $\epsilon_r = 40.356$; $\rho = 1000$ kg/m³

Phantom section: Flat Section

DASY5 Configuration:

- Probe: EX3DV4 - SN7329; ConvF(8.41, 8.41, 8.41) @ 1720 MHz; Calibrated: 2020/11/30
- Sensor-Surface: 1.4mm (Mechanical Surface Detection)
- Electronics: DAE4 Sn772; Calibrated: 2020/11/23
- Phantom: SAM (30deg probe tilt) with CRP v5.0_20150321; Type: QD000P40CD; Serial: TP:1874
- Measurement SW: DASY52, Version 52.10 (2); SEMCAD X Version 14.6.12 (7470)

Area Scan (41x81x1): Interpolated grid: dx=1.500 mm, dy=1.500 mm

Maximum value of SAR (interpolated) = 0.887 W/kg

Zoom Scan (5x5x7)/Cube 0: Measurement grid: dx=8mm, dy=8mm, dz=5mm

Reference Value = 8.490 V/m; Power Drift = 0.10 dB

Peak SAR (extrapolated) = 3.36 W/kg

SAR(1 g) = 0.648 W/kg; SAR(10 g) = 0.209 W/kg

Maximum value of SAR (measured) = 1.97 W/kg



0 dB = 1.97 W/kg = 2.94 dBW/kg

Plot 94#: LTE Band 4_50%RB _Body Bottom_ Mid**DUT: smartphones; Type: M7L; Serial: RSZ201123008-SA-S1**

Communication System: Generic FDD-LTE; Frequency: 1732.5 MHz; Duty Cycle: 1:1

Medium parameters used: $f = 1732.5$ MHz; $\sigma = 1.356$ S/m; $\epsilon_r = 40.319$; $\rho = 1000$ kg/m³

Phantom section: Flat Section

DASY5 Configuration:

- Probe: EX3DV4 - SN7329; ConvF(8.41, 8.41, 8.41) @ 1732.5 MHz; Calibrated: 2020/11/30
- Sensor-Surface: 1.4mm (Mechanical Surface Detection)
- Electronics: DAE4 Sn772; Calibrated: 2020/11/23
- Phantom: SAM (30deg probe tilt) with CRP v5.0_20150321; Type: QD000P40CD; Serial: TP:1874
- Measurement SW: DASY52, Version 52.10 (2); SEMCAD X Version 14.6.12 (7470)

Area Scan (41x81x1): Interpolated grid: dx=1.500 mm, dy=1.500 mm

Maximum value of SAR (interpolated) = 0.665 W/kg

Zoom Scan (5x5x7)/Cube 0: Measurement grid: dx=8mm, dy=8mm, dz=5mm

Reference Value = 5.582 V/m; Power Drift = 0.13 dB

Peak SAR (extrapolated) = 5.14 W/kg

SAR(1 g) = 0.857 W/kg; SAR(10 g) = 0.256 W/kg

Maximum value of SAR (measured) = 3.20 W/kg



0 dB = 3.20 W/kg = 5.05 dBW/kg

Plot 95#: LTE Band 4_50%RB _Body Bottom_ High**DUT: smartphones; Type: M7L; Serial: RSZ201123008-SA-S1**

Communication System: Generic FDD-LTE; Frequency: 1745 MHz; Duty Cycle: 1:1

Medium parameters used: $f = 1745$ MHz; $\sigma = 1.361$ S/m; $\epsilon_r = 40.376$; $\rho = 1000$ kg/m³

Phantom section: Flat Section

DASY5 Configuration:

- Probe: EX3DV4 - SN7329; ConvF(8.41, 8.41, 8.41) @ 1745 MHz; Calibrated: 2020/11/30
- Sensor-Surface: 1.4mm (Mechanical Surface Detection)
- Electronics: DAE4 Sn772; Calibrated: 2020/11/23
- Phantom: SAM (30deg probe tilt) with CRP v5.0_20150321; Type: QD000P40CD; Serial: TP:1874
- Measurement SW: DASY52, Version 52.10 (2); SEMCAD X Version 14.6.12 (7470)

Area Scan (41x81x1): Interpolated grid: dx=1.500 mm, dy=1.500 mm

Maximum value of SAR (interpolated) = 1.16 W/kg

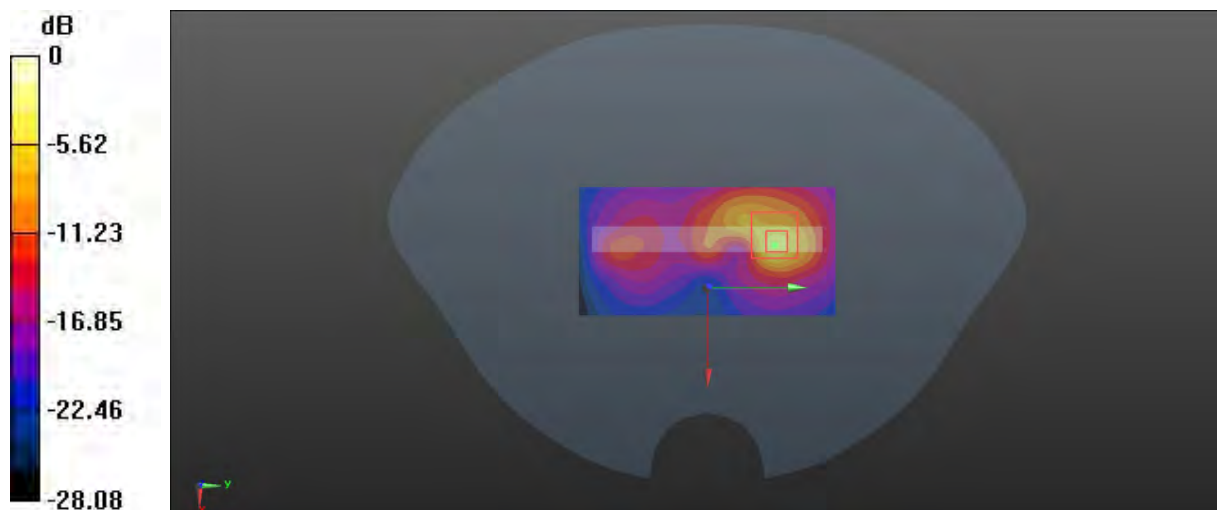
Zoom Scan (5x5x7)/Cube 0: Measurement grid: dx=8mm, dy=8mm, dz=5mm

Reference Value = 8.628 V/m; Power Drift = 0.05 dB

Peak SAR (extrapolated) = 4.59 W/kg

SAR(1 g) = 0.866 W/kg; SAR(10 g) = 0.274 W/kg

Maximum value of SAR (measured) = 2.78 W/kg



0 dB = 2.78 W/kg = 4.44 dBW/kg

Plot 96#: LTE Band 4_100%RB_Body Bottom_High**DUT: smartphones; Type: M7L; Serial: RSZ201123008-SA-S1**

Communication System: Generic FDD-LTE; Frequency: 1745 MHz; Duty Cycle: 1:1

Medium parameters used: $f = 1745$ MHz; $\sigma = 1.361$ S/m; $\epsilon_r = 40.276$; $\rho = 1000$ kg/m³

Phantom section: Flat Section

DASY5 Configuration:

- Probe: EX3DV4 - SN7329; ConvF(8.41, 8.41, 8.41) @ 1745 MHz; Calibrated: 2020/11/30
- Sensor-Surface: 1.4mm (Mechanical Surface Detection)
- Electronics: DAE4 Sn772; Calibrated: 2020/11/23
- Phantom: SAM (30deg probe tilt) with CRP v5.0_20150321; Type: QD000P40CD; Serial: TP:1874
- Measurement SW: DASY52, Version 52.10 (2); SEMCAD X Version 14.6.12 (7470)

Area Scan (41x81x1): Interpolated grid: dx=1.500 mm, dy=1.500 mm

Maximum value of SAR (interpolated) = 1.18 W/kg


Zoom Scan (6x5x7)/Cube 0: Measurement grid: dx=8mm, dy=8mm, dz=5mm

Reference Value = 8.759 V/m; Power Drift = -0.05 dB

Peak SAR (extrapolated) = 3.61 W/kg

SAR(1 g) = 0.817 W/kg; SAR(10 g) = 0.268 W/kg

Maximum value of SAR (measured) = 1.92 W/kg



0 dB = 1.92 W/kg = 2.83 dBW/kg

Plot 97#: LTE Band 5_1RB_ Head Flat _Mid**DUT: smartphones; Type: M7L; Serial: RSZ201123008-SA-S1**

Communication System: Generic FDD-LTE; Frequency: 836.5 MHz; Duty Cycle: 1:1

Medium parameters used: $f = 836.5$ MHz; $\sigma = 0.905$ S/m; $\epsilon_r = 41.568$; $\rho = 1000$ kg/m³

Phantom section: Flat Section

DASY5 Configuration:

- Probe: EX3DV4 - SN7329; ConvF(10.13, 10.13, 10.13)1 @ 836.5 MHz; Calibrated: 2020/11/30
- Sensor-Surface: 1.4mm (Mechanical Surface Detection)
- Electronics: DAE4 Sn772; Calibrated: 2020/11/23
- Phantom: SAM (30deg probe tilt) with CRP v5.0_20150321; Type: QD000P40CD; Serial: TP:1874
- Measurement SW: DASY52, Version 52.10 (2); SEMCAD X Version 14.6.12 (7470)

Area Scan (101x81x1): Interpolated grid: dx=1.500 mm, dy=1.500 mm

Maximum value of SAR (interpolated) = 0.304 W/kg

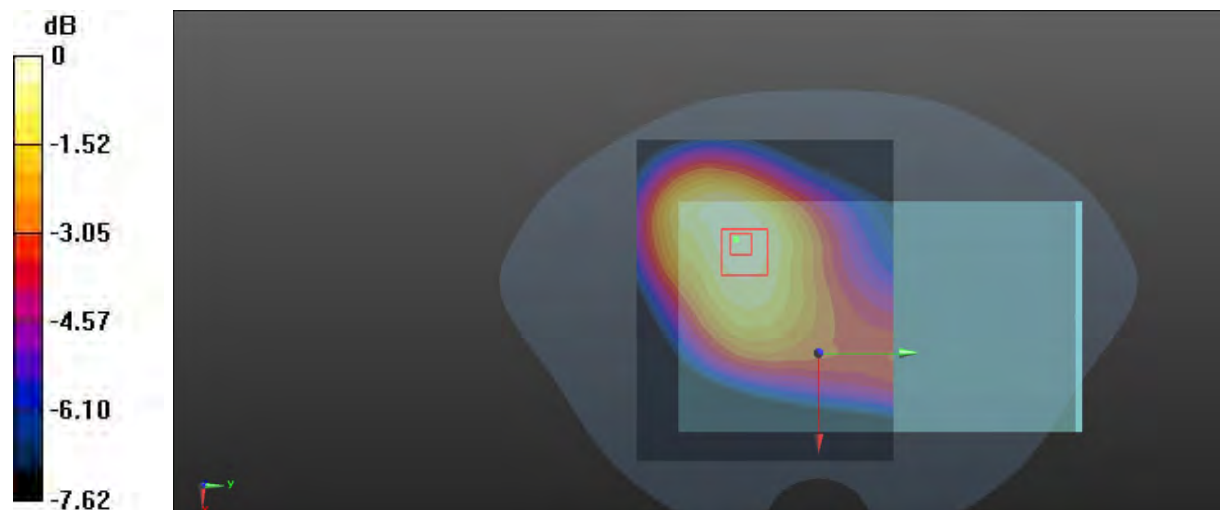
Zoom Scan (6x6x7)/Cube 0: Measurement grid: dx=8mm, dy=8mm, dz=5mm

Reference Value = 12.89 V/m; Power Drift = -0.19 dB

Peak SAR (extrapolated) = 0.339 W/kg

SAR(1 g) = 0.242 W/kg; SAR(10 g) = 0.176 W/kg

Maximum value of SAR (measured) = 0.304 W/kg



0 dB = 0.304 W/kg = -5.17 dBW/kg

Plot 98#: LTE Band 5_50%RB_Head Flat_Mid**DUT: smartphones; Type: M7L; Serial: RSZ201123008-SA-S1**

Communication System: Generic FDD-LTE; Frequency: 836.5 MHz; Duty Cycle: 1:1

Medium parameters used: $f = 836.5$ MHz; $\sigma = 0.905$ S/m; $\epsilon_r = 41.568$; $\rho = 1000$ kg/m³

Phantom section: Flat Section

DASY5 Configuration:

- Probe: EX3DV4 - SN7329; ConvF(10.13, 10.13, 10.13)1 @ 836.5 MHz; Calibrated: 2020/11/30
- Sensor-Surface: 1.4mm (Mechanical Surface Detection)
- Electronics: DAE4 Sn772; Calibrated: 2020/11/23
- Phantom: SAM (30deg probe tilt) with CRP v5.0_20150321; Type: QD000P40CD; Serial: TP:1874
- Measurement SW: DASY52, Version 52.10 (2); SEMCAD X Version 14.6.12 (7470)

Area Scan (101x81x1): Interpolated grid: dx=1.500 mm, dy=1.500 mm

Maximum value of SAR (interpolated) = 0.255 W/kg


Zoom Scan (6x6x7)/Cube 0: Measurement grid: dx=8mm, dy=8mm, dz=5mm

Reference Value = 11.14 V/m; Power Drift = -0.04 dB

Peak SAR (extrapolated) = 0.278 W/kg

SAR(1 g) = 0.199 W/kg; SAR(10 g) = 0.143 W/kg

Maximum value of SAR (measured) = 0.249 W/kg



0 dB = 0.249 W/kg = -6.04 dBW/kg

Plot 99#: LTE Band 5_1RB_Body Back_Mid**DUT: smartphones; Type: M7L; Serial: RSZ201123008-SA-S1**

Communication System: Generic FDD-LTE; Frequency: 836.5 MHz; Duty Cycle: 1:1

Medium parameters used: $f = 836.5$ MHz; $\sigma = 0.905$ S/m; $\epsilon_r = 41.568$; $\rho = 1000$ kg/m³

Phantom section: Flat Section

DASY5 Configuration:

- Probe: EX3DV4 - SN7329; ConvF(10.13, 10.13, 10.13)1 @ 836.5 MHz; Calibrated: 2020/11/30
- Sensor-Surface: 1.4mm (Mechanical Surface Detection)
- Electronics: DAE4 Sn772; Calibrated: 2020/11/23
- Phantom: SAM (30deg probe tilt) with CRP v5.0_20150321; Type: QD000P40CD; Serial: TP:1874
- Measurement SW: DASY52, Version 52.10 (2); SEMCAD X Version 14.6.12 (7470)

Area Scan (91x71x1): Interpolated grid: dx=1.500 mm, dy=1.500 mm

Maximum value of SAR (interpolated) = 0.759 W/kg

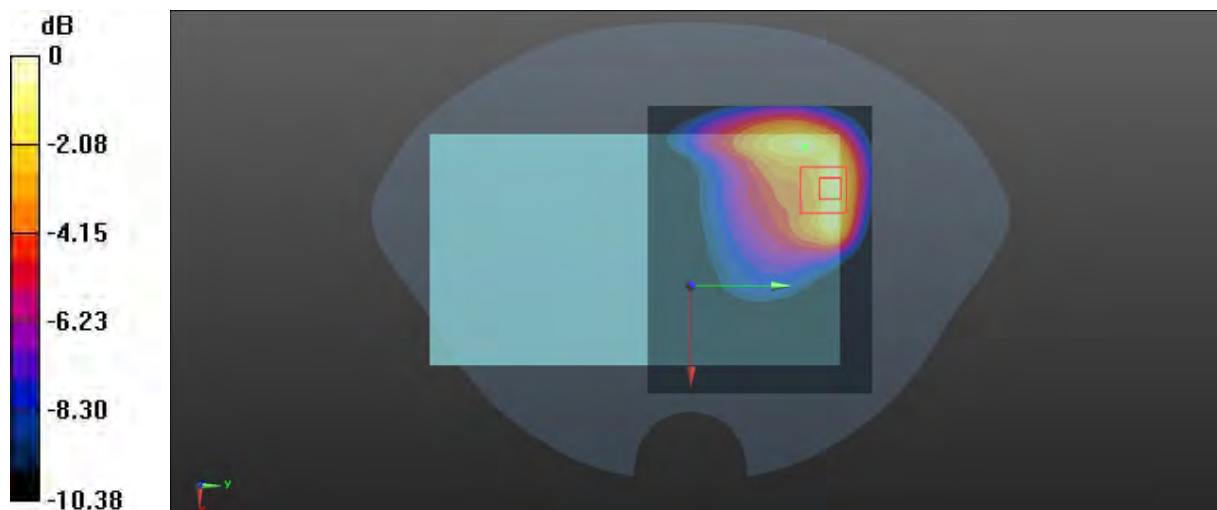
Zoom Scan (5x5x7)/Cube 0: Measurement grid: dx=8mm, dy=8mm, dz=5mm

Reference Value = 9.409 V/m; Power Drift = -0.12 dB

Peak SAR (extrapolated) = 1.22 W/kg

SAR(1 g) = 0.561 W/kg; SAR(10 g) = 0.320 W/kg

Maximum value of SAR (measured) = 0.926 W/kg



0 dB = 0.926 W/kg = -0.33 dBW/kg

Plot 100#: LTE Band 5_50%RB_Body Back_Mid**DUT: smartphones; Type: M7L; Serial: RSZ201123008-SA-S1**

Communication System: Generic FDD-LTE; Frequency: 836.5 MHz; Duty Cycle: 1:1

Medium parameters used: $f = 836.5$ MHz; $\sigma = 0.905$ S/m; $\epsilon_r = 41.568$; $\rho = 1000$ kg/m³

Phantom section: Flat Section

DASY5 Configuration:

- Probe: EX3DV4 - SN7329; ConvF(10.13, 10.13, 10.13)1 @ 836.5 MHz; Calibrated: 2020/11/30
- Sensor-Surface: 1.4mm (Mechanical Surface Detection)
- Electronics: DAE4 Sn772; Calibrated: 2020/11/23
- Phantom: SAM (30deg probe tilt) with CRP v5.0_20150321; Type: QD000P40CD; Serial: TP:1874
- Measurement SW: DASY52, Version 52.10 (2); SEMCAD X Version 14.6.12 (7470)

Area Scan (91x71x1): Interpolated grid: dx=1.500 mm, dy=1.500 mm

Maximum value of SAR (interpolated) = 0.699 W/kg


Zoom Scan (5x5x7)/Cube 0: Measurement grid: dx=8mm, dy=8mm, dz=5mm

Reference Value = 8.026 V/m; Power Drift = 0.01 dB

Peak SAR (extrapolated) = 1.09 W/kg

SAR(1 g) = 0.509 W/kg; SAR(10 g) = 0.290 W/kg

Maximum value of SAR (measured) = 0.823 W/kg



0 dB = 0.823 W/kg = -0.85 dBW/kg

Plot 101#: LTE Band 5_1RB_Body Left_Mid**DUT: smartphones; Type: M7L; Serial: RSZ201123008-SA-S1**

Communication System: Generic FDD-LTE; Frequency: 836.5 MHz; Duty Cycle: 1:1

Medium parameters used: $f = 836.5$ MHz; $\sigma = 0.905$ S/m; $\epsilon_r = 41.568$; $\rho = 1000$ kg/m³

Phantom section: Flat Section

DASY5 Configuration:

- Probe: EX3DV4 - SN7329; ConvF(10.13, 10.13, 10.13)1 @ 836.5 MHz; Calibrated: 2020/11/30
- Sensor-Surface: 1.4mm (Mechanical Surface Detection)
- Electronics: DAE4 Sn772; Calibrated: 2020/11/23
- Phantom: SAM (30deg probe tilt) with CRP v5.0_20150321; Type: QD000P40CD; Serial: TP:1874
- Measurement SW: DASY52, Version 52.10 (2); SEMCAD X Version 14.6.12 (7470)

Area Scan (41x71x1): Interpolated grid: dx=1.500 mm, dy=1.500 mm

Maximum value of SAR (interpolated) = 0.0446 W/kg

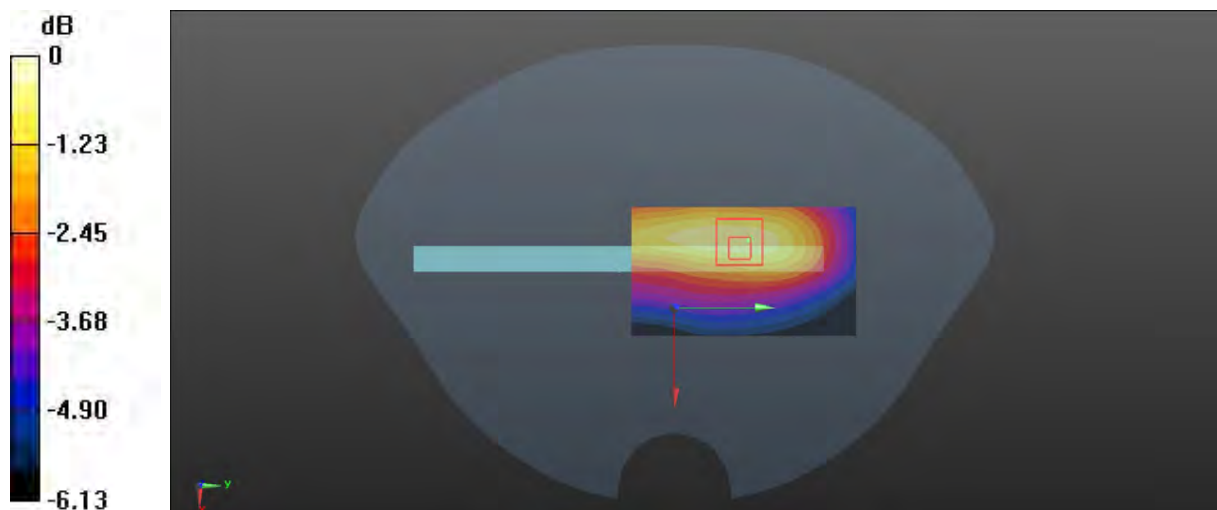
Zoom Scan (6x6x7)/Cube 0: Measurement grid: dx=8mm, dy=8mm, dz=5mm

Reference Value = 4.933 V/m; Power Drift = 0.14 dB

Peak SAR (extrapolated) = 0.0610 W/kg

SAR(1 g) = 0.035 W/kg; SAR(10 g) = 0.024 W/kg

Maximum value of SAR (measured) = 0.0497 W/kg



0 dB = 0.0497 W/kg = -13.04 dBW/kg

Plot 102#: LTE Band 5_50%RB_Body Left_Mid**DUT: smartphones; Type: M7L; Serial: RSZ201123008-SA-S1**

Communication System: Generic FDD-LTE; Frequency: 836.5 MHz; Duty Cycle: 1:1

Medium parameters used: $f = 836.5$ MHz; $\sigma = 0.905$ S/m; $\epsilon_r = 41.568$; $\rho = 1000$ kg/m³

Phantom section: Flat Section

DASY5 Configuration:

- Probe: EX3DV4 - SN7329; ConvF(10.13, 10.13, 10.13)1 @ 836.5 MHz; Calibrated: 2020/11/30
- Sensor-Surface: 1.4mm (Mechanical Surface Detection)
- Electronics: DAE4 Sn772; Calibrated: 2020/11/23
- Phantom: SAM (30deg probe tilt) with CRP v5.0_20150321; Type: QD000P40CD; Serial: TP:1874
- Measurement SW: DASY52, Version 52.10 (2); SEMCAD X Version 14.6.12 (7470)

Area Scan (41x71x1): Interpolated grid: dx=1.500 mm, dy=1.500 mm

Maximum value of SAR (interpolated) = 0.0287 W/kg

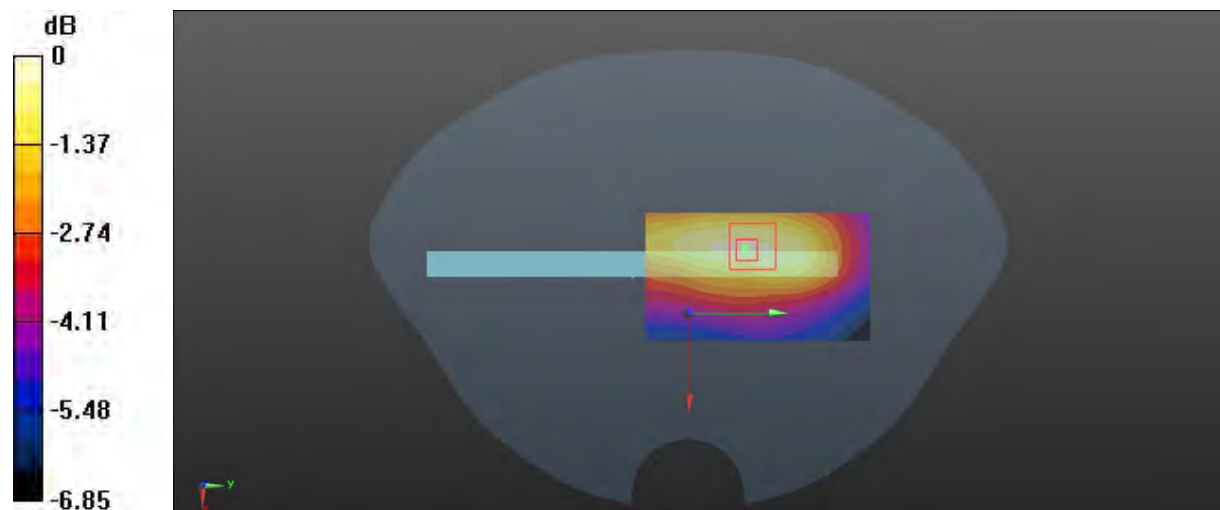
Zoom Scan (5x5x7)/Cube 0: Measurement grid: dx=8mm, dy=8mm, dz=5mm

Reference Value = 4.105 V/m; Power Drift = -0.01 dB

Peak SAR (extrapolated) = 0.0390 W/kg

SAR(1 g) = 0.023 W/kg; SAR(10 g) = 0.016 W/kg

Maximum value of SAR (measured) = 0.0312 W/kg



0 dB = 0.0312 W/kg = -15.06 dBW/kg

Plot 103#: LTE Band 5_1RB_Body Bottom _ Low**DUT: smartphones; Type: M7L; Serial: RSZ201123008-SA-S1**

Communication System: Generic FDD-LTE; Frequency: 829 MHz; Duty Cycle: 1:1

Medium parameters used: $f = 829$ MHz; $\sigma = 0.902$ S/m; $\epsilon_r = 41.597$; $\rho = 1000$ kg/m³

Phantom section: Flat Section

DASY5 Configuration:

- Probe: EX3DV4 - SN7329; ConvF(10.13, 10.13, 10.13)1 @ 829 MHz; Calibrated: 2020/11/30
- Sensor-Surface: 1.4mm (Mechanical Surface Detection)
- Electronics: DAE4 Sn772; Calibrated: 2020/11/23
- Phantom: SAM (30deg probe tilt) with CRP v5.0_20150321; Type: QD000P40CD; Serial: TP:1874
- Measurement SW: DASY52, Version 52.10 (2); SEMCAD X Version 14.6.12 (7470)

Area Scan (41x81x1): Interpolated grid: dx=1.500 mm, dy=1.500 mm

Maximum value of SAR (interpolated) = 1.29 W/kg

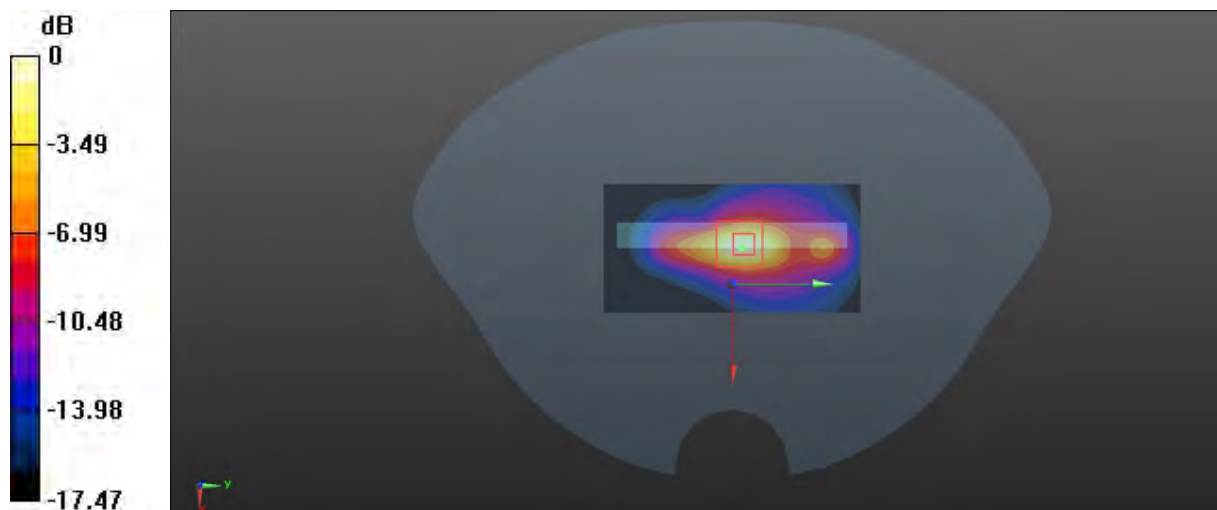
Zoom Scan (5x5x7)/Cube 0: Measurement grid: dx=8mm, dy=8mm, dz=5mm

Reference Value = 26.70 V/m; Power Drift = 0.03 dB

Peak SAR (extrapolated) = 2.11 W/kg

SAR(1 g) = 0.680 W/kg; SAR(10 g) = 0.296 W/kg

Maximum value of SAR (measured) = 1.33 W/kg



0 dB = 1.33 W/kg = 1.24 dBW/kg

Plot 104#: LTE Band 5_1RB_Body Bottom_Mid**DUT: smartphones; Type: M7L; Serial: RSZ201123008-SA-S1**

Communication System: Generic FDD-LTE; Frequency: 836.5 MHz; Duty Cycle: 1:1

Medium parameters used: $f = 836.5$ MHz; $\sigma = 0.905$ S/m; $\epsilon_r = 41.568$; $\rho = 1000$ kg/m³

Phantom section: Flat Section

DASY5 Configuration:

- Probe: EX3DV4 - SN7329; ConvF(10.13, 10.13, 10.13)1 @ 836.5 MHz; Calibrated: 2020/11/30
- Sensor-Surface: 1.4mm (Mechanical Surface Detection)
- Electronics: DAE4 Sn772; Calibrated: 2020/11/23
- Phantom: SAM (30deg probe tilt) with CRP v5.0_20150321; Type: QD000P40CD; Serial: TP:1874
- Measurement SW: DASY52, Version 52.10 (2); SEMCAD X Version 14.6.12 (7470)

Area Scan (41x81x1): Interpolated grid: dx=1.500 mm, dy=1.500 mm

Maximum value of SAR (interpolated) = 1.72 W/kg

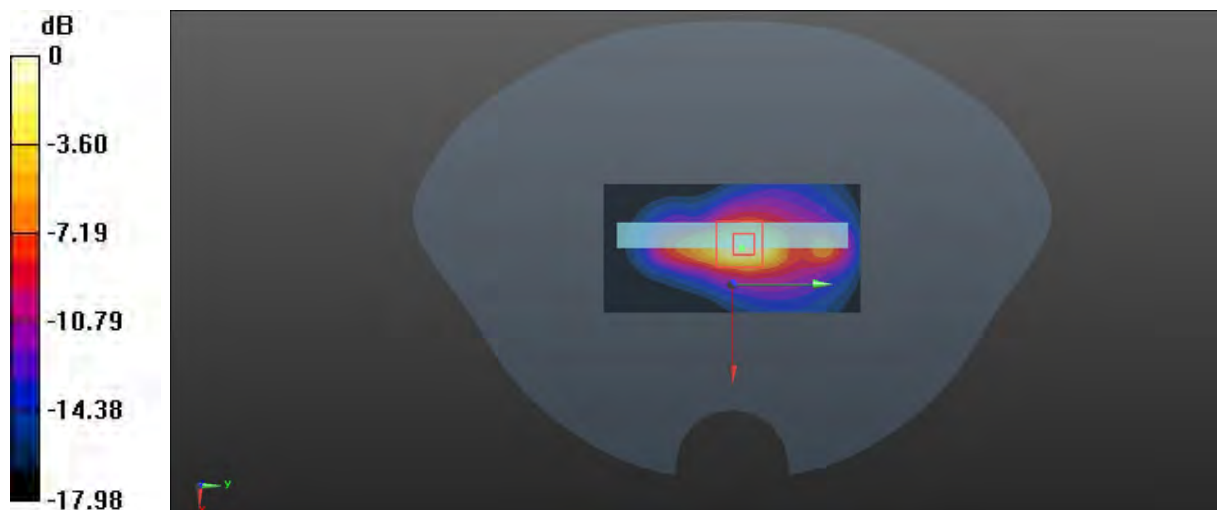
Zoom Scan (5x5x7)/Cube 0: Measurement grid: dx=8mm, dy=8mm, dz=5mm

Reference Value = 30.23 V/m; Power Drift = 0.01 dB

Peak SAR (extrapolated) = 2.86 W/kg

SAR(1 g) = 0.891 W/kg; SAR(10 g) = 0.383 W/kg

Maximum value of SAR (measured) = 1.79 W/kg



0 dB = 1.79 W/kg = 2.53 dBW/kg

Plot 105#: LTE Band 5_1RB _ Body Bottom _High**DUT: smartphones; Type: M7L; Serial: RSZ201123008-SA-S1**

Communication System: Generic FDD-LTE; Frequency: 844 MHz; Duty Cycle: 1:1

Medium parameters used: $f = 844$ MHz; $\sigma = 0.912$ S/m; $\epsilon_r = 41.524$; $\rho = 1000$ kg/m³

Phantom section: Flat Section

DASY5 Configuration:

- Probe: EX3DV4 - SN7329; ConvF(10.13, 10.13, 10.13)1 @ 844 MHz; Calibrated: 2020/11/30
- Sensor-Surface: 1.4mm (Mechanical Surface Detection)
- Electronics: DAE4 Sn772; Calibrated: 2020/11/23
- Phantom: SAM (30deg probe tilt) with CRP v5.0_20150321; Type: QD000P40CD; Serial: TP:1874
- Measurement SW: DASY52, Version 52.10 (2); SEMCAD X Version 14.6.12 (7470)

Area Scan (41x81x1): Interpolated grid: dx=1.500 mm, dy=1.500 mm

Maximum value of SAR (interpolated) = 1.39 W/kg

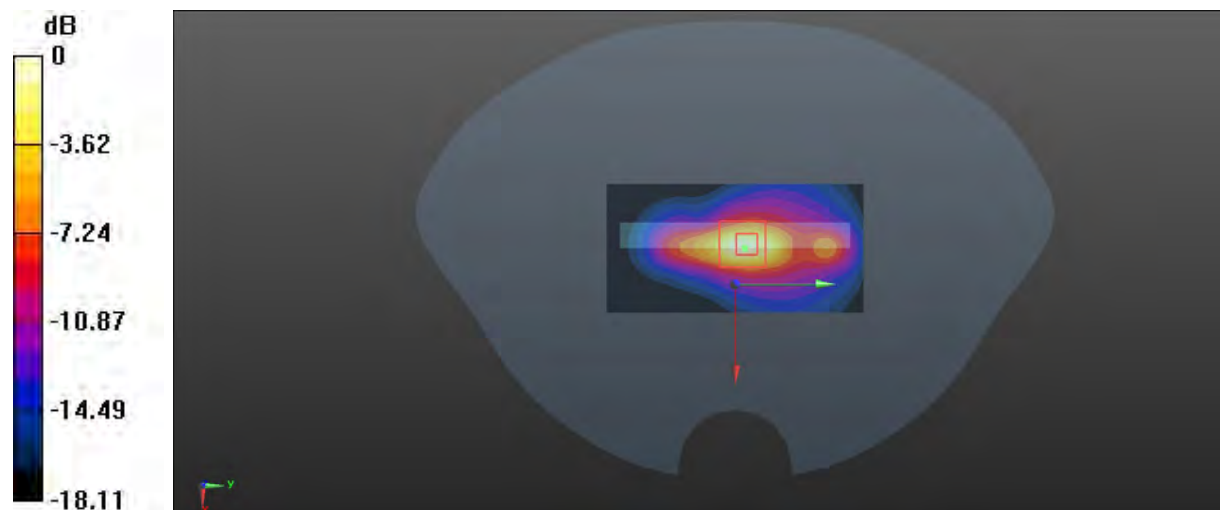
Zoom Scan (5x5x7)/Cube 0: Measurement grid: dx=8mm, dy=8mm, dz=5mm

Reference Value = 27.19 V/m; Power Drift = 0.03 dB

Peak SAR (extrapolated) = 2.47 W/kg

SAR(1 g) = 0.753 W/kg; SAR(10 g) = 0.317 W/kg

Maximum value of SAR (measured) = 1.51 W/kg



0 dB = 1.51 W/kg = 1.79 dBW/kg

Plot 106#: LTE Band 5_50%RB_Body Bottom_Mid**DUT: smartphones; Type: M7L; Serial: RSZ201123008-SA-S1**

Communication System: Generic FDD-LTE; Frequency: 836.5 MHz; Duty Cycle: 1:1

Medium parameters used: $f = 836.5$ MHz; $\sigma = 0.905$ S/m; $\epsilon_r = 41.568$; $\rho = 1000$ kg/m³

Phantom section: Flat Section

DASY5 Configuration:

- Probe: EX3DV4 - SN7329; ConvF(10.13, 10.13, 10.13)1 @ 836.5 MHz; Calibrated: 2020/11/30
- Sensor-Surface: 1.4mm (Mechanical Surface Detection)
- Electronics: DAE4 Sn772; Calibrated: 2020/11/23
- Phantom: SAM (30deg probe tilt) with CRP v5.0_20150321; Type: QD000P40CD; Serial: TP:1874
- Measurement SW: DASY52, Version 52.10 (2); SEMCAD X Version 14.6.12 (7470)

Area Scan (41x81x1): Interpolated grid: dx=1.500 mm, dy=1.500 mm

Maximum value of SAR (interpolated) = 1.37 W/kg

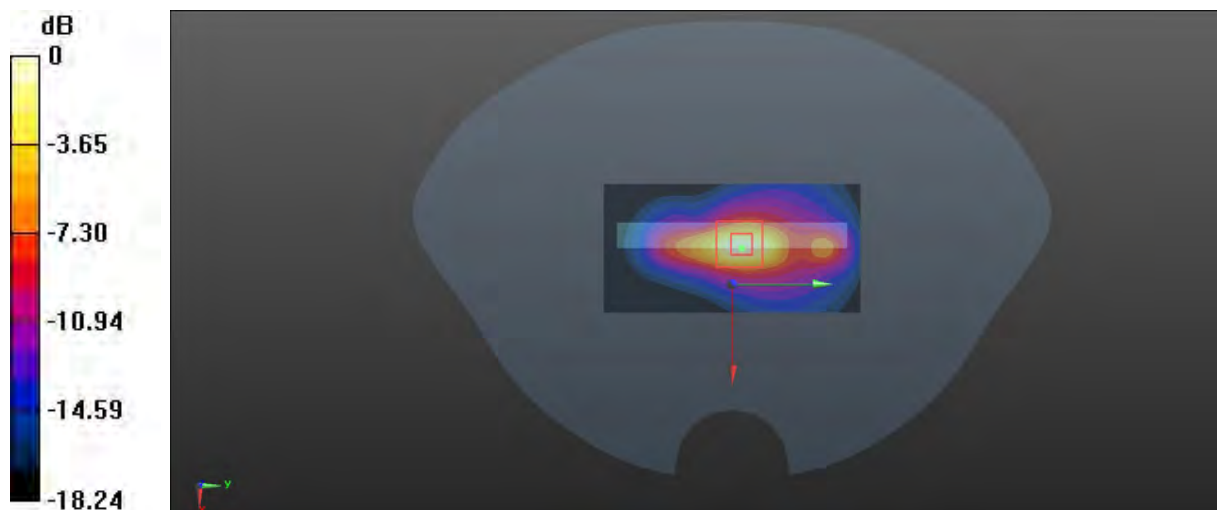
Zoom Scan (5x5x7)/Cube 0: Measurement grid: dx=8mm, dy=8mm, dz=5mm

Reference Value = 27.14 V/m; Power Drift = 0.04 dB

Peak SAR (extrapolated) = 2.39 W/kg

SAR(1 g) = 0.730 W/kg; SAR(10 g) = 0.307 W/kg

Maximum value of SAR (measured) = 1.47 W/kg



0 dB = 1.47 W/kg = 1.67 dBW/kg

Plot 107#: LTE Band 7_1RB_Head Flat_Mid**DUT: smartphones; Type: M7L; Serial: RSZ201123008-SA-S1**

Communication System: Generic FDD-LTE; Frequency: 2535 MHz; Duty Cycle: 1:1

Medium parameters used: $f = 2535$ MHz; $\sigma = 1.896$ S/m; $\epsilon_r = 39.142$; $\rho = 1000$ kg/m³

Phantom section: Flat Section

DASY5 Configuration:

- Probe: EX3DV4 - SN7329; ConvF(7.44, 7.44, 7.44) @ 2535 MHz; Calibrated: 2020/11/30
- Sensor-Surface: 1.4mm (Mechanical Surface Detection)
- Electronics: DAE4 Sn772; Calibrated: 2020/11/23
- Phantom: SAM (30deg probe tilt) with CRP v5.0_20150321; Type: QD000P40CD; Serial: TP:1874
- Measurement SW: DASY52, Version 52.10 (2); SEMCAD X Version 14.6.12 (7470)

Area Scan (101x101x1): Interpolated grid: dx=1.200 mm, dy=1.200 mm

Maximum value of SAR (interpolated) = 0.210 W/kg

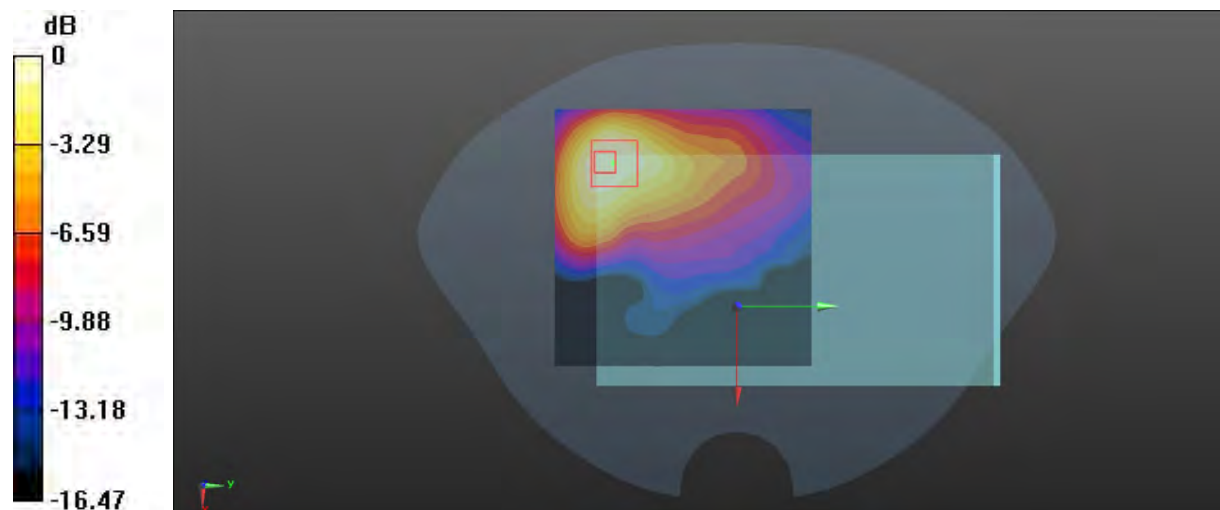
Zoom Scan (6x6x7)/Cube 0: Measurement grid: dx=8mm, dy=8mm, dz=5mm

Reference Value = 2.308 V/m; Power Drift = -0.12 dB

Peak SAR (extrapolated) = 0.274 W/kg

SAR(1 g) = 0.124 W/kg; SAR(10 g) = 0.067 W/kg

Maximum value of SAR (measured) = 0.205 W/kg



0 dB = 0.205 W/kg = -6.88 dBW/kg

Plot 108#: LTE Band 7_50%RB_ Head Flat_Mid**DUT: smartphones; Type: M7L; Serial: RSZ201123008-SA-S1**

Communication System: Generic FDD-LTE; Frequency: 2535 MHz; Duty Cycle: 1:1

Medium parameters used: $f = 2535$ MHz; $\sigma = 1.896$ S/m; $\epsilon_r = 39.142$; $\rho = 1000$ kg/m³

Phantom section: Flat Section

DASY5 Configuration:

- Probe: EX3DV4 - SN7329; ConvF(7.44, 7.44, 7.44) @ 2535 MHz; Calibrated: 2020/11/30
- Sensor-Surface: 1.4mm (Mechanical Surface Detection)
- Electronics: DAE4 Sn772; Calibrated: 2020/11/23
- Phantom: SAM (30deg probe tilt) with CRP v5.0_20150321; Type: QD000P40CD; Serial: TP:1874
- Measurement SW: DASY52, Version 52.10 (2); SEMCAD X Version 14.6.12 (7470)

Area Scan (101x81x1): Interpolated grid: dx=1.500 mm, dy=1.500 mm

Maximum value of SAR (interpolated) = 0.213 W/kg

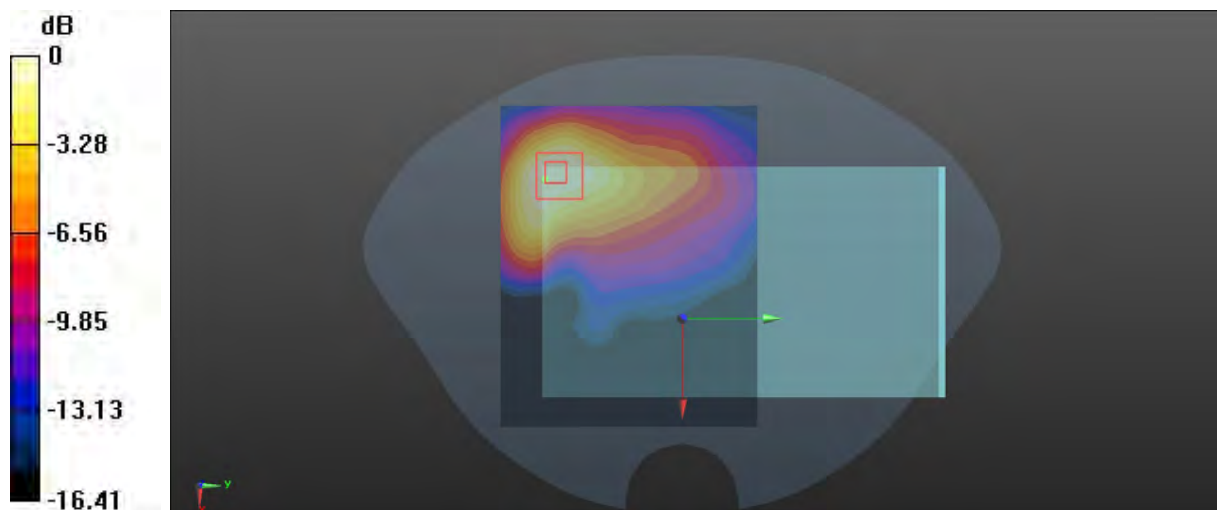
Zoom Scan (6x6x7)/Cube 0: Measurement grid: dx=8mm, dy=8mm, dz=5mm

Reference Value = 2.416 V/m; Power Drift = -0.14 dB

Peak SAR (extrapolated) = 0.266 W/kg

SAR(1 g) = 0.121 W/kg; SAR(10 g) = 0.065 W/kg

Maximum value of SAR (measured) = 0.197 W/kg



0 dB = 0.197 W/kg = -7.06 dBW/kg

Plot 109#: LTE Band 7_1RB_Body Back_Mid**DUT: smartphones; Type: M7L; Serial: RSZ201123008-SA-S1**

Communication System: Generic FDD-LTE; Frequency: 2535 MHz; Duty Cycle: 1:1

Medium parameters used: $f = 2535$ MHz; $\sigma = 1.896$ S/m; $\epsilon_r = 39.142$; $\rho = 1000$ kg/m³

Phantom section: Flat Section

DASY5 Configuration:

- Probe: EX3DV4 - SN7329; ConvF(7.44, 7.44, 7.44) @ 2535 MHz; Calibrated: 2020/11/30
- Sensor-Surface: 1.4mm (Mechanical Surface Detection)
- Electronics: DAE4 Sn772; Calibrated: 2020/11/23
- Phantom: SAM (30deg probe tilt) with CRP v5.0_20150321; Type: QD000P40CD; Serial: TP:1874
- Measurement SW: DASY52, Version 52.10 (2); SEMCAD X Version 14.6.12 (7470)

Area Scan (81x91x1): Interpolated grid: dx=1.200 mm, dy=1.200 mm

Maximum value of SAR (interpolated) = 1.45 W/kg


Zoom Scan (6x6x7)/Cube 0: Measurement grid: dx=8mm, dy=8mm, dz=5mm

Reference Value = 2.954 V/m; Power Drift = 0.12 dB

Peak SAR (extrapolated) = 1.93 W/kg

SAR(1 g) = 0.604 W/kg; SAR(10 g) = 0.239 W/kg

Maximum value of SAR (measured) = 1.38 W/kg



0 dB = 1.38 W/kg = 1.40 dBW/kg

Plot 110#: LTE Band 7_50%RB_Body Back_Mid**DUT: smartphones; Type: M7L; Serial: RSZ201123008-SA-S1**

Communication System: Generic FDD-LTE; Frequency: 2535 MHz; Duty Cycle: 1:1

Medium parameters used: $f = 2535$ MHz; $\sigma = 1.896$ S/m; $\epsilon_r = 39.142$; $\rho = 1000$ kg/m³

Phantom section: Flat Section

DASY5 Configuration:

- Probe: EX3DV4 - SN7329; ConvF(7.44, 7.44, 7.44) @ 2535 MHz; Calibrated: 2020/11/30
- Sensor-Surface: 1.4mm (Mechanical Surface Detection)
- Electronics: DAE4 Sn772; Calibrated: 2020/11/23
- Phantom: SAM (30deg probe tilt) with CRP v5.0_20150321; Type: QD000P40CD; Serial: TP:1874
- Measurement SW: DASY52, Version 52.10 (2); SEMCAD X Version 14.6.12 (7470)

Area Scan (81x91x1): Interpolated grid: dx=1.200 mm, dy=1.200 mm

Maximum value of SAR (interpolated) = 1.19 W/kg


Zoom Scan (6x6x7)/Cube 0: Measurement grid: dx=8mm, dy=8mm, dz=5mm

Reference Value = 3.292 V/m; Power Drift = -0.04 dB

Peak SAR (extrapolated) = 1.56 W/kg

SAR(1 g) = 0.484 W/kg; SAR(10 g) = 0.191 W/kg

Maximum value of SAR (measured) = 1.10 W/kg



0 dB = 1.10 W/kg = 0.41 dBW/kg

Plot 111#: LTE Band 7_1RB_Body Left_Mid**DUT: smartphones; Type: M7L; Serial: RSZ201123008-SA-S1**

Communication System: Generic FDD-LTE; Frequency: 2535 MHz; Duty Cycle: 1:1

Medium parameters used: $f = 2535$ MHz; $\sigma = 1.896$ S/m; $\epsilon_r = 39.142$; $\rho = 1000$ kg/m³

Phantom section: Flat Section

DASY5 Configuration:

- Probe: EX3DV4 - SN7329; ConvF(7.44, 7.44, 7.44) @ 2535 MHz; Calibrated: 2020/11/30
- Sensor-Surface: 1.4mm (Mechanical Surface Detection)
- Electronics: DAE4 Sn772; Calibrated: 2020/11/23
- Phantom: SAM (30deg probe tilt) with CRP v5.0_20150321; Type: QD000P40CD; Serial: TP:1874
- Measurement SW: DASY52, Version 52.10 (2); SEMCAD X Version 14.6.12 (7470)

Area Scan (51x81x1): Interpolated grid: dx=1.200 mm, dy=1.200 mm

Maximum value of SAR (interpolated) = 0.652 W/kg

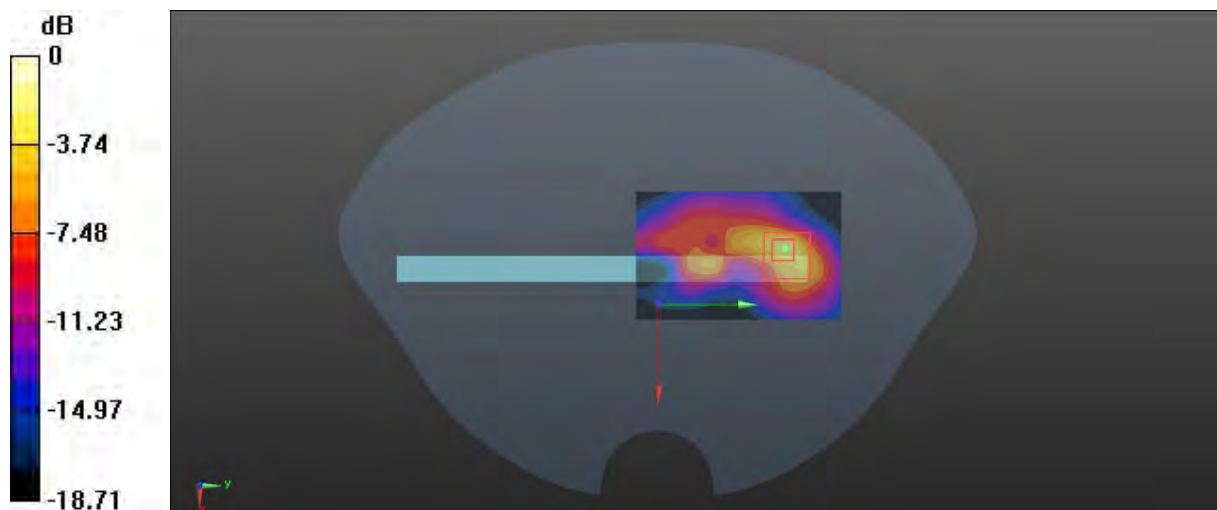
Zoom Scan (5x5x7)/Cube 0: Measurement grid: dx=8mm, dy=8mm, dz=5mm

Reference Value = 1.956 V/m; Power Drift = 0.14 dB

Peak SAR (extrapolated) = 1.33 W/kg

SAR(1 g) = 0.351 W/kg; SAR(10 g) = 0.118 W/kg

Maximum value of SAR (measured) = 0.965 W/kg



0 dB = 0.965 W/kg = -0.15 dBW/kg

Plot112#: LTE Band 7_50%RB_Body Left_Mid**DUT: smartphones; Type: M7L; Serial: RSZ201123008-SA-S1**

Communication System: Generic FDD-LTE; Frequency: 2535 MHz; Duty Cycle: 1:1

Medium parameters used: $f = 2535$ MHz; $\sigma = 1.896$ S/m; $\epsilon_r = 39.142$; $\rho = 1000$ kg/m³

Phantom section: Flat Section

DASY5 Configuration:

- Probe: EX3DV4 - SN7329; ConvF(7.44, 7.44, 7.44) @ 2535 MHz; Calibrated: 2020/11/30
- Sensor-Surface: 1.4mm (Mechanical Surface Detection)
- Electronics: DAE4 Sn772; Calibrated: 2020/11/23
- Phantom: SAM (30deg probe tilt) with CRP v5.0_20150321; Type: QD000P40CD; Serial: TP:1874
- Measurement SW: DASY52, Version 52.10 (2); SEMCAD X Version 14.6.12 (7470)

Area Scan (51x81x1): Interpolated grid: dx=1.200 mm, dy=1.200 mm

Maximum value of SAR (interpolated) = 0.285 W/kg

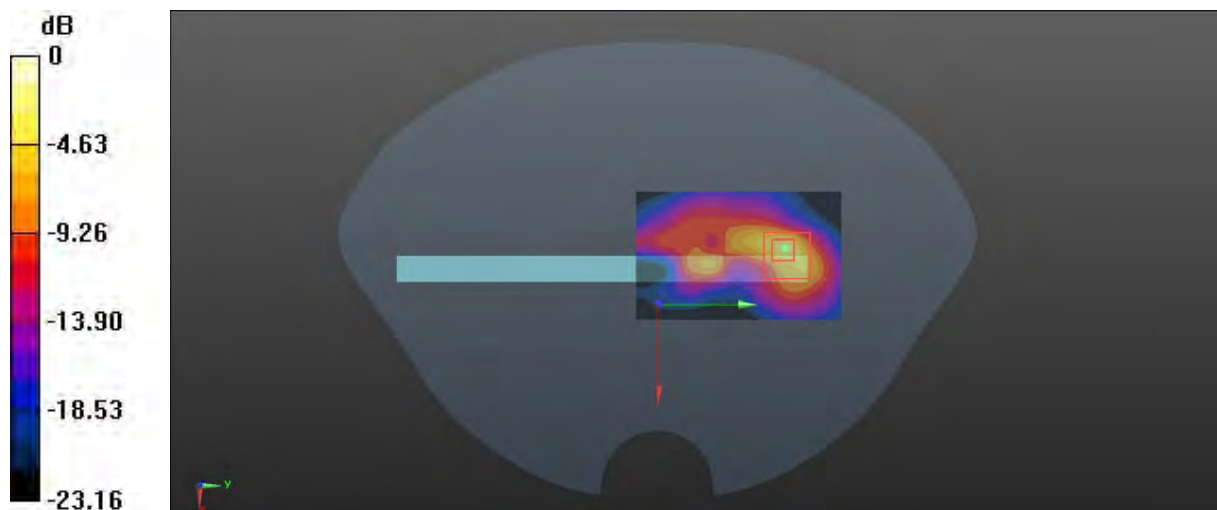
Zoom Scan (5x5x7)/Cube 0: Measurement grid: dx=8mm, dy=8mm, dz=5mm

Reference Value = 3.093 V/m; Power Drift = 0.14 dB

Peak SAR (extrapolated) = 0.605 W/kg

SAR(1 g) = 0.162 W/kg; SAR(10 g) = 0.055 W/kg

Maximum value of SAR (measured) = 0.436 W/kg



0 dB = 0.436 W/kg = -3.61 dBW/kg

Plot 113#: LTE Band 7_1RB_Body Botttom_Mid**DUT: smartphones; Type: M7L; Serial: RSZ201123008-SA-S1**

Communication System: Generic FDD-LTE; Frequency: 2535 MHz; Duty Cycle: 1:1

Medium parameters used: $f = 2535$ MHz; $\sigma = 1.896$ S/m; $\epsilon_r = 39.142$; $\rho = 1000$ kg/m³

Phantom section: Flat Section

DASY5 Configuration:

- Probe: EX3DV4 - SN7329; ConvF(7.44, 7.44, 7.44) @ 2535 MHz; Calibrated: 2020/11/30
- Sensor-Surface: 1.4mm (Mechanical Surface Detection)
- Electronics: DAE4 Sn772; Calibrated: 2020/11/23
- Phantom: SAM (30deg probe tilt) with CRP v5.0_20150321; Type: QD000P40CD; Serial: TP:1874
- Measurement SW: DASY52, Version 52.10 (2); SEMCAD X Version 14.6.12 (7470)

Area Scan (51x121x1): Interpolated grid: dx=1.200 mm, dy=1.200 mm

Maximum value of SAR (interpolated) = 0.537 W/kg


Zoom Scan (5x5x7)/Cube 0: Measurement grid: dx=8mm, dy=8mm, dz=5mm

Reference Value = 3.085 V/m; Power Drift = -0.05 dB

Peak SAR (extrapolated) = 1.26 W/kg

SAR(1 g) = 0.343 W/kg; SAR(10 g) = 0.111 W/kg

Maximum value of SAR (measured) = 0.873 W/kg



0 dB = 0.873 W/kg = -0.59 dBW/kg

Plot 114#: LTE Band 7_50%RB_Body Botttom_Mid**DUT: smartphones; Type: M7L; Serial: RSZ201123008-SA-S1**

Communication System: Generic FDD-LTE; Frequency: 2535 MHz; Duty Cycle: 1:1

Medium parameters used: $f = 2535$ MHz; $\sigma = 1.896$ S/m; $\epsilon_r = 39.142$; $\rho = 1000$ kg/m³

Phantom section: Flat Section

DASY5 Configuration:

- Probe: EX3DV4 - SN7329; ConvF(7.44, 7.44, 7.44) @ 2535 MHz; Calibrated: 2020/11/30
- Sensor-Surface: 1.4mm (Mechanical Surface Detection)
- Electronics: DAE4 Sn772; Calibrated: 2020/11/23
- Phantom: SAM (30deg probe tilt) with CRP v5.0_20150321; Type: QD000P40CD; Serial: TP:1874
- Measurement SW: DASY52, Version 52.10 (2); SEMCAD X Version 14.6.12 (7470)

Area Scan (51x121x1): Interpolated grid: dx=1.200 mm, dy=1.200 mm

Maximum value of SAR (interpolated) = 0.338 W/kg

Zoom Scan (5x5x7)/Cube 0: Measurement grid: dx=8mm, dy=8mm, dz=5mm

Reference Value = 2.425 V/m; Power Drift = -0.01 dB

Peak SAR (extrapolated) = 0.709 W/kg

SAR(1 g) = 0.103 W/kg; SAR(10 g) = 0.025 W/kg

Maximum value of SAR (measured) = 0.365 W/kg



0 dB = 0.365 W/kg = -4.38 dBW/kg