

# FCC SAR TEST REPORT

**Application No.:** ZEWM2308001125RG  
**Applicant:** DT Research, Inc.  
**Manufacturer:** DT Research, Inc.  
**Product Name:** Rugged Tablet  
**Model No.(EUT):** DT301Y  
**Series model:** DT301xxxxx(x= 0-9, A-Z, - or null, or ., or /)

**Trade Mark:**



**FCC ID:** YE3600-AX210NG  
**Standards:** FCC 47CFR §2.1093  
**Date of Receipt:** 2023-08-14  
**Date of Test:** 2023-08-21 to 2023-08-28  
**Date of Issue:** 2023-09-06  
**Test Result:** **PASS \***

\* In the configuration tested, the EUT detailed in this report complied with the standards specified above.

Authorized Signature:

Well Wei

Well Wei

Wireless Laboratory Manager

The manufacturer should ensure that all products in series production are in conformity with the product sample detailed in this report. If the product in this report is used in any configuration other than that detailed in the report, the manufacturer must ensure the new system complies with all relevant standards. Any mention of SGS International Electrical Approvals or testing done by SGS International Electrical Approvals in connection with, distribution or use of the product described in this report must be approved by SGS International Electrical Approvals in writing.



Unless otherwise agreed in writing, this document is issued by the Company subject to its General Conditions of Service printed overleaf, available on request or accessible at <http://www.sgs.com/en/Terms-and-Conditions.aspx> and, for electronic format documents, subject to Terms and Conditions for Electronic Documents at <http://www.sgs.com/en/Terms-and-Conditions/Terms-e-Document.aspx>. Attention is drawn to the limitation of liability, indemnification and jurisdiction issues defined therein. Any holder of this document is advised that information contained hereon reflects the Company's findings at the time of its intervention only and within the limits of Client's instructions, if any. The Company's sole responsibility is to its Client and this document does not exonerate parties to a transaction from exercising all their rights and obligations under the transaction documents. This document cannot be reproduced except in full, without prior written approval of the Company. Any unauthorized alteration, forgery or falsification of the content or appearance of this document is unlawful and offenders may be prosecuted to the fullest extent of the law. Unless otherwise stated the results shown in this test report refer only to the sample(s) tested and such sample(s) are retained for 30 days only.  
**Attention: To check the authenticity of testing / inspection report & certificate, please contact us at telephone: (86-755) 8307 1443, or email: CN.Doccheck@sgs.com**

South of No. 8 Plant, No. 1, Runsheng Road, Suzhou Industrial Park, Suzhou Area, China (Jiangsu) Pilot Free Trade Zone 215000  
中国·苏州·中国(江苏)自由贸易试验区苏州片区苏州工业园区润胜路1号8号厂房南座 邮编: 215000

t (86-512) 62992980 www.sgsgroup.com.cn  
t (86-512) 62992980 sgs.china@sgs.com



REVISION HISTORY

| Report Number      | Revision | Description | Issue Date |
|--------------------|----------|-------------|------------|
| ZEWM2308001125RG01 | 01       | Original    | 2023-09-06 |
|                    |          |             |            |
|                    |          |             |            |
|                    |          |             |            |
|                    |          |             |            |
|                    |          |             |            |



Unless otherwise agreed in writing, this document is issued by the Company subject to its General Conditions of Service printed overleaf, available on request or accessible at <http://www.sgs.com/en/Terms-and-Conditions.aspx> and, for electronic format documents, subject to Terms and Conditions for Electronic Documents at <http://www.sgs.com/en/Terms-and-Conditions/Terms-e-Documents.aspx>. Attention is drawn to the limitation of liability, indemnification and jurisdiction issues defined therein. Any holder of this document is advised that information contained hereon reflects the Company's findings at the time of its intervention only and within the limits of Client's instructions, if any. The Company's sole responsibility is to its Client and this document does not exonerate parties to a transaction from exercising all their rights and obligations under the transaction documents. This document cannot be reproduced except in full, without prior written approval of the Company. Any unauthorized alteration, forgery or falsification of the content or appearance of this document is unlawful and offenders may be prosecuted to the fullest extent of the law. Unless otherwise stated the results shown in this test report refer only to the sample(s) tested and such sample(s) are retained for 30 days only.

Attention: To check the authenticity of testing /inspection report & certificate, please contact us at telephone: (86-755) 8307 1443, or email: [CN.Doccheck@sgs.com](mailto:CN.Doccheck@sgs.com)

South of No. 6 Plant, No. 1, Runsheng Road, Suzhou Industrial Park, Suzhou Area, China (Jiangsu) Pilot Free Trade Zone 215000 t (86-512) 62992980 www.sgsgroup.com.cn  
中国·苏州·中国（江苏）自由贸易试验区苏州片区苏州工业园区润胜路1号6号厂房南楼 邮编： 215000 t (86-512) 62992980 sgs.china@sgs.com

## TEST SUMMARY

| Test Summary             |      |
|--------------------------|------|
| Frequency Band           | Body |
| WI-FI (2.4GHz)           | 1.10 |
| WI-FI (5GHz)             | 1.04 |
| WI-FI (6GHz)             | 1.53 |
| BT                       | 0.27 |
| Maximum Simultaneous SAR | 1.57 |
| SAR Limited(W/kg)        | 1.60 |

**Reviewed by**

*Nick Hu*

Nick Hu

**Prepared by**

*Leon Xu*

Leon Xu



Unless otherwise agreed in writing, this document is issued by the Company subject to its General Conditions of Service printed overleaf, available on request or accessible at <http://www.sgs.com/en/Terms-and-Conditions.aspx> and, for electronic format documents, subject to Terms and Conditions for Electronic Documents at <http://www.sgs.com/en/Terms-and-Conditions/Terms-e-Document.aspx>. Attention is drawn to the limitation of liability, indemnification and jurisdiction issues defined therein. Any holder of this document is advised that information contained hereon reflects the Company's findings at the time of its intervention only and within the limits of Client's instructions, if any. The Company's sole responsibility is to its Client and this document does not exonerate parties to a transaction from exercising all their rights and obligations under the transaction documents. This document cannot be reproduced except in full, without prior written approval of the Company. Any unauthorized alteration, forgery or falsification of the content or appearance of this document is unlawful and offenders may be prosecuted to the fullest extent of the law. Unless otherwise stated the results shown in this test report refer only to the sample(s) tested and such sample(s) are retained for 30 days only.

**Attention: To check the authenticity of testing /inspection report & certificate, please contact us at telephone: (86-755) 8307 1443, or email: CN.Doccheck@sgs.com**

South of No. 6 Plant, No. 1, Runsheng Road, Suzhou Industrial Park, Suzhou Area, China (Jiangsu) Pilot Free Trade Zone 215000  
中国·苏州·中国(江苏)自由贸易试验区苏州片区苏州工业园区润胜路1号6号厂房南面 邮编: 215000

t (86-512) 62992980 www.sgs.com.cn  
t (86-512) 62992980 sgs.china@sgs.com

Member of the SGS Group (SGS SA)

## CONTENTS

|          |   |           |
|----------|---|-----------|
| <b>1</b> | <b>GENERAL INFORMATION.....</b>                         | <b>6</b>  |
| 1.1      | DETAILS OF CLIENT .....                                 | 6         |
| 1.2      | TEST LOCATION .....                                     | 6         |
| 1.3      | TEST FACILITY .....                                     | 7         |
| 1.4      | GENERAL DESCRIPTION OF EUT .....                        | 8         |
| 1.5      | TEST SPECIFICATION .....                                | 9         |
| 1.6      | RF EXPOSURE LIMITS.....                                 | 9         |
| <b>2</b> | <b>SAR MEASUREMENTS SYSTEM CONFIGURATION .....</b>      | <b>10</b> |
| 2.1      | THE SAR MEASUREMENT SYSTEM.....                         | 10        |
| 2.2      | ISOTROPIC E-FIELD PROBE EX3DV4 .....                    | 11        |
| 2.3      | DATA ACQUISITION ELECTRONICS (DAE).....                 | 12        |
| 2.4      | SAM TWIN PHANTOM .....                                  | 12        |
| 2.5      | ELI PHANTOM.....  | 13        |
| 2.6      | DEVICE HOLDER FOR TRANSMITTERS.....                     | 14        |
| 2.7      | MEASUREMENT PROCEDURE.....                              | 15        |
| 2.7.1    | Scanning procedure.....                                 | 15        |
| 2.7.2    | Data Storage .....                                      | 17        |
| 2.7.3    | Data Evaluation by SEMCAD.....                          | 17        |
| <b>3</b> | <b>DESCRIPTION OF TEST POSITION.....</b>                | <b>19</b> |
| 3.1      | THE TEST POSITION.....                                  | 19        |
| <b>4</b> | <b>SAR SYSTEM VERIFICATION PROCEDURE.....</b>           | <b>20</b> |
| 4.1      | TISSUE SIMULATE LIQUID .....                            | 20        |
| 4.1.1    | Recipes for Tissue Simulate Liquid .....                | 20        |
| 4.1.2    | Measurement for Tissue Simulate Liquid.....             | 21        |
| 4.2      | SAR SYSTEM CHECK .....                                  | 22        |
| 4.2.1    | Justification for Extended SAR Dipole Calibrations..... | 23        |
| 4.2.2    | Summary System Validation Result(s).....                | 24        |
| 4.2.3    | Detailed System Check Results.....                      | 24        |
| <b>5</b> | <b>TEST RESULTS AND MEASUREMENT DATA .....</b>          | <b>25</b> |
| 5.1      | OPERATION CONFIGURATIONS.....                           | 25        |



Unless otherwise agreed in writing, this document is issued by the Company subject to its General Conditions of Service printed overleaf, available on request or accessible at <http://www.sgs.com/en/Terms-and-Conditions.aspx> and, for electronic format documents, subject to Terms and Conditions for Electronic Documents at <http://www.sgs.com/en/Terms-and-Conditions/Terms-e-Documents.aspx>. Attention is drawn to the limitation of liability, indemnification and jurisdiction issues defined therein. Any holder of this document is advised that information contained hereon reflects the Company's findings at the time of its intervention only and within the limits of Client's instructions, if any. The Company's sole responsibility is to its Client and this document does not exonerate parties to a transaction from exercising all their rights and obligations under the transaction documents. This document cannot be reproduced except in full, without prior written approval of the Company. Any unauthorized alteration, forgery or falsification of the content or appearance of this document is unlawful and offenders may be prosecuted to the fullest extent of the law. Unless otherwise stated the results shown in this test report refer only to the sample(s) tested and such sample(s) are retained for 30 days only.

Attention: To check the authenticity of testing /inspection report & certificate, please contact us at telephone: (86-755) 8307 1443, or email: [CN.Doccheck@sgs.com](mailto:CN.Doccheck@sgs.com)

South of No. 6 Plant, No. 1, Runsheng Road, Suzhou Industrial Park, Suzhou Area, China (Jiangsu) Pilot Free Trade Zone 215000  
中国·苏州·中国（江苏）自由贸易试验区苏州片区苏州工业园区润胜路1号6号厂房南楼 邮编：215000

t (86-512) 62992980 www.sgs.com  
t (86-512) 62992980 sgs.china@sgs.com

|  |   |           |
|--|---|-----------|
| 5.1.1  | WiFi Test Configuration.....                          | 25        |
| 5.1.2  | Bluetooth Test Configuration.....                     | 32        |
| 5.1.3  | DUT Antenna Locations(Front View).....                | 33        |
| 5.1.4  | EUT side for SAR Testing.....                         | 34        |
| <b>5.2</b>   | <b>MEASUREMENT OF RF CONDUCTED POWER .....</b>        | <b>36</b> |
| 5.2.1  | Conducted Power of WIFI and BT.....                   | 36        |
| <b>5.3</b>   | <b>MEASUREMENT OF SAR DATA .....</b>                  | <b>40</b> |
| 5.3.1  | SAR Result of WIFI 2.4G.....                          | 40        |
| 5.3.2  | SAR Result of WIFI 5G.....                            | 41        |
| 5.3.1  | SAR Result of BT.....                                 | 43        |
| <b>5.4</b>   | <b>MULTIPLE TRANSMITTER EVALUATION .....</b>          | <b>44</b> |
| 5.4.1  | Simultaneous SAR test evaluation.....                 | 44        |
| 5.4.2  | Simultaneous Transmission SAR Summation Scenario..... | 44        |
| <b>6</b>   | <b>EQUIPMENT LIST.....</b>                            | <b>45</b> |
| <b>7</b>   | <b>MEASUREMENT UNCERTAINTY .....</b>                  | <b>46</b> |
| <b>8</b>   | <b>CALIBRATION CERTIFICATE .....</b>                  | <b>46</b> |
| <b>9</b>   | <b>PHOTOGRAPHS.....</b>                               | <b>46</b> |
| <b>APPENDIX A: DETAILED SYSTEM CHECK RESULTS .....</b> |   | <b>47</b> |
| <b>APPENDIX B: DETAILED TEST RESULTS.....</b>          |   | <b>47</b> |
| <b>APPENDIX C: CALIBRATION CERTIFICATE.....</b>        |   | <b>47</b> |
| <b>APPENDIX D: PHOTOGRAPHS .....</b>                   |   | <b>47</b> |



## 1 General Information

### 1.1 Details of Client

|               |  |
|---------------|--|
| Applicant:    | DT Research, Inc.  |
| Address:      | 3RD FL NO 36 WUQUAN 7TH RD WUGU DISTRICT, NEW TAIPEI, Taiwan |
| Manufacturer: | DT Research, Inc.  |
| Address:      | 2000 Concourse Drive, San Jose, CA 95131, USA                |

### 1.2 Test Location

|                 |  |
|-----------------|--|
| Company:        | SGS-CSTC Standards Technical Services (Suzhou) Co., Ltd.   |
| Address:        | South of No. 6 Plant, No. 1, Runsheng Road, Suzhou Industrial Park, Suzhou Area, China (Jiangsu) Pilot Free Trade Zone |
| Post code:      | 215000   |
| Test Engineer : | Leon Xu  |



Unless otherwise agreed in writing, this document is issued by the Company subject to its General Conditions of Service printed overleaf, available on request or accessible at <http://www.sgs.com/en/Terms-and-Conditions.aspx> and, for electronic format documents, subject to Terms and Conditions for Electronic Documents at <http://www.sgs.com/en/Terms-and-Conditions/Terms-e-Documents.aspx>. Attention is drawn to the limitation of liability, indemnification and jurisdiction issues defined therein. Any holder of this document is advised that information contained hereon reflects the Company's findings at the time of its intervention only and within the limits of Client's instructions, if any. The Company's sole responsibility is to its Client and this document does not exonerate parties to a transaction from exercising all their rights and obligations under the transaction documents. This document cannot be reproduced except in full, without prior written approval of the Company. Any unauthorized alteration, forgery or falsification of the content or appearance of this document is unlawful and offenders may be prosecuted to the fullest extent of the law. Unless otherwise stated the results shown in this test report refer only to the sample(s) tested and such sample(s) are retained for 30 days only.

**Attention: To check the authenticity of testing /inspection report & certificate, please contact us at telephone: (86-755) 8307 1443, or email: CN.Doccheck@sgs.com**

South of No. 6 Plant, No. 1, Runsheng Road, Suzhou Industrial Park, Suzhou Area, China (Jiangsu) Pilot Free Trade Zone 215000  
中国·苏州·中国(江苏)自由贸易试验区苏州片区苏州工业园区润胜路1号6号厂房南楼 邮编: 215000

t (86-512) 62992980 www.sgsgroup.com.cn  
t (86-512) 62992980 sgs.china@sgs.com

### 1.3 Test Facility

The test facility is recognized, certified, or accredited by the following organizations:

• **A2LA (Certificate No. 6336.01)**

SGS-CSTC STANDARDS TECHNICAL SERVICES (SUZHOU) CO., LTD. is accredited by the American Association for Laboratory Accreditation(A2LA). Certificate No. 6336.01.

• **Innovation, Science and Economic Development Canada**

SGS-CSTC STANDARDS TECHNICAL SERVICES (SUZHOU) CO., LTD. has been recognized by ISED as an accredited testing laboratory.

CAB identifier: CN0120.

IC#: 27594.

• **FCC –Designation Number: CN1312**

SGS-CSTC STANDARDS TECHNICAL SERVICES (SUZHOU) CO., LTD. has been recognized as an accredited testing laboratory.

Designation Number: CN1312.

Test Firm Registration Number: 717327




Unless otherwise agreed in writing, this document is issued by the Company subject to its General Conditions of Service printed overleaf, available on request or accessible at <http://www.sgs.com/en/Terms-and-Conditions.aspx> and, for electronic format documents, subject to Terms and Conditions for Electronic Documents at <http://www.sgs.com/en/Terms-and-Conditions/Terms-e-Documents.aspx>. Attention is drawn to the limitation of liability, indemnification and jurisdiction issues defined therein. Any holder of this document is advised that information contained hereon reflects the Company's findings at the time of its intervention only and within the limits of Client's instructions, if any. The Company's sole responsibility is to its Client and this document does not exonerate parties to a transaction from exercising all their rights and obligations under the transaction documents. This document cannot be reproduced except in full, without prior written approval of the Company. Any unauthorized alteration, forgery or falsification of the content or appearance of this document is unlawful and offenders may be prosecuted to the fullest extent of the law. Unless otherwise stated the results shown in this test report refer only to the sample(s) tested and such sample(s) are retained for 30 days only.  
**Attention: To check the authenticity of testing /inspection report & certificate, please contact us at telephone: (86-755) 8307 1443, or email: CN.Doccheck@sgs.com**

South of No. 6 Plant, No. 1, Runsheng Road, Suzhou Industrial Park, Suzhou Area, China (Jiangsu) Pilot Free Trade Zone 215000  
中国·苏州·中国(江苏)自由贸易试验区苏州片区苏州工业园区润胜路1号6号厂房南面 邮编: 215000

t (86-512) 62992980 www.sgs.com  
t (86-512) 62992980 sgs.china@sgs.com



## 1.4 General Description of EUT

|                                  |   |  |                         |
|----------------------------------|---|--|-------------------------|
| Product Name:                    | Rugged Tablet   |  |                         |
| Model No.(EUT):                  | DT301Y, DT301xxxx(x= 0-9, A-Z, - or null, or ., or /)<br>Note: Only the model DT301Y was tested, since according to the declaration from the applicant, the electrical circuit design, layout, components used, internal wiring and functions were identical for all the above models, with only difference on model No.. |  |                         |
| Trade Mark:                      |    |  |                         |
| Product Phase:                   | production unit   |  |                         |
| Device Type:                     | portable device   |  |                         |
| Exposure Category:               | uncontrolled environment / general population   |  |                         |
| SN:                              | 30RW12327U887   |  |                         |
| FCC ID:                          | YE3600-AX210NG  |  |                         |
| Hardware Version:                | R1.1  |  |                         |
| Software Version:                | Window 11   |  |                         |
| Device Operating Configurations: |   |  |                         |
| Antenna Type:                    | PIFA Antenna  |  |                         |
| Antenna Gain:                    |   | Antenna 1(Aux Antenna)                   | Antenna 2(Main Antenna) |
|                                  | WIFI 2.4G   | 3.4dBi                                   | 3.5dBi                  |
|                                  | WIFI 5G   | 3.4dBi                                   | 4.0dBi                  |
|                                  | WIFI 6G   | 3.4dBi                                   | 4.0dBi                  |
|                                  | BT  | 3.4dBi                                   |                         |
| (Provided by Manufacturer)       |   |  |                         |
| Modulation Mode:                 | WIFI: DSSS, OFDM, OFDMA; BT: GFSK, π/4DQPSK, 8DPSK; BLE: GFSK   |  |                         |
| Frequency Bands:                 | Band  | Tx (MHz)                                 | Rx (MHz)                |
|                                  | WIFI 2.4G   | 2412~2472                                | 2412~2472               |
|                                  | U-NII-1   | 5150~5250                                | 5150~5250               |
|                                  | U-NII-2A  | 5250~5350                                | 5250~5350               |
|                                  | U-NII-2C  | 5470~5725                                | 5470~5725               |
|                                  | U-NII-3   | 5725~5895                                | 5725~5895               |
|                                  | U-NII-5   | 5925~6425                                | 5925~6425               |
|                                  | U-NII-6   | 6425~6525                                | 6425~6525               |
|                                  | U-NII-7   | 6525~6875                                | 6525~6875               |
|                                  | U-NII-8   | 6875~7125                                | 6875~7125               |
|                                  | Bluetooth   | 2402~2480                                | 2402~2480               |
| Main Battery Information:        | Model:  | ACC-006-60K(3ICP9/36/115)                |                         |
|                                  | Normal Voltage:   | DC 11.4V                                 |                         |
|                                  | Rated capacity:   | 5400mAh                                  |                         |
|                                  | Battery Type:   | Rechargeable lithium-Ion Polymer Battery |                         |
|                                  | Manufacturer:   | Guangdong Pow-Tech New Power Co., Ltd    |                         |
| backup Battery Information:      | Model:  | PT352044-2S(2ICP4/20/44)                 |                         |
|                                  | Normal Voltage:   | DC 7.4V                                  |                         |
|                                  | Rated capacity:   | 250mAh                                   |                         |
|                                  | Battery Type:   | Rechargeable lithium-polymer Battery     |                         |
|                                  | Manufacturer:   | Guangdong Pow-Tech New Power Co., Ltd    |                         |

Note: For WLAN 6GHz data please refer to test report TESA2308000488ES.



Unless otherwise agreed in writing, this document is issued by the Company subject to its General Conditions of Service printed overleaf, available on request or accessible at <http://www.sgs.com/en/Terms-and-Conditions.aspx> and, for electronic format documents, subject to Terms and Conditions for Electronic Documents at <http://www.sgs.com/en/Terms-and-Conditions/Terms-e-Document.aspx>. Attention is drawn to the limitation of liability, indemnification and jurisdiction issues defined therein. Any holder of this document is advised that information contained hereon reflects the Company's findings at the time of its intervention only and within the limits of Client's instructions, if any. The Company's sole responsibility is to its Client and this document does not exonerate parties to a transaction from exercising all their rights and obligations under the transaction documents. This document cannot be reproduced except in full, without prior written approval of the Company. Any unauthorized alteration, forgery or falsification of the content or appearance of this document is unlawful and offenders may be prosecuted to the fullest extent of the law. Unless otherwise stated the results shown in this test report refer only to the sample(s) tested and such sample(s) are retained for 30 days only.  
Attention: To check the authenticity of testing /inspection report & certificate, please contact us at telephone: (86-755) 8307 1443, or email: [CN.Doccheck@sgs.com](mailto:CN.Doccheck@sgs.com)

South of No. 6 Plant, No. 1, Runsheng Road, Suzhou Industrial Park, Suzhou Area, China (Jiangsu) Pilot Free Trade Zone 215000  
中国·苏州·中国（江苏）自由贸易试验区苏州片区苏州工业园区润胜路1号6号厂房南楼 邮编: 215000

t (86-512) 62992980 www.sgs.com.cn  
t (86-512) 62992980 sgs.china@sgs.com



## 1.5 Test Specification

| Identity                   | Document Title  |
|----------------------------|---|
| FCC 47CFR §2.1093          | Radiofrequency Radiation Exposure Evaluation: Portable Devices  |
| ANSI/IEEE Std C95.1 – 1992 | IEEE Standard for Safety Levels with Respect to Human Exposure to Radio Frequency Electromagnetic Fields, 3 kHz – 300 GHz.  |
| IEEE 1528-2013             | Recommended Practice for Determining the Peak Spatial-Average Specific Absorption Rate (SAR) in the Human Head from Wireless Communications Devices: Measurement Techniques |
| KDB 248227 D01 v02r02      | 802.11 Wi-Fi SAR  |
| KDB 616217 D04 v01r02      | SAR for laptop and tablets  |
| KDB 447498 D04 v01         | RF Exposure Procedures and Equipment Authorization Policies for Mobile and Portable Devices   |
| KDB 447498 D03 v01         | Supplement C Cross-Reference  |
| KDB 865664 D01 v01r04      | SAR Measurement 100 MHz to 6 GHz  |
| KDB 865664 D02 v01r02      | RF Exposure Reporting   |
| KDB 648474 D04             | SAR Evaluation Considerations for Wireless Handsets   |

## 1.6 RF exposure limits

| Human Exposure   | Uncontrolled Environment<br>General Population | Controlled Environment<br>Occupational |
|--|--|--|
| <b>Spatial Peak SAR*</b><br>(Brain*Trunk)              | <b>1.60 mW/g</b>                               | 8.00 mW/g                              |
| <b>Spatial Average SAR**</b><br>(Whole Body)           | 0.08 mW/g                                      | 0.40 mW/g                              |
| <b>Spatial Peak SAR***</b><br>(Hands/Feet/Ankle/Wrist) | 4.00 mW/g                                      | 20.00 mW/g                             |

### Notes:

\* The Spatial Peak value of the SAR averaged over any 1 gram of tissue (defined as a tissue volume in the shape of a cube) and over the appropriate averaging time

\*\* The Spatial Average value of the SAR averaged over the whole body.

\*\*\* The Spatial Peak value of the SAR averaged over any 10 grams of tissue (defined as a tissue volume in the shape of a cube) and over the appropriate averaging time.

**Uncontrolled Environments** are defined as locations where there is the exposure of individuals who have no knowledge or control of their exposure.

**Controlled Environments** are defined as locations where there is exposure that may be incurred by persons who are aware of the potential for exposure, (i.e. as a result of employment or occupation.)



Unless otherwise agreed in writing, this document is issued by the Company subject to its General Conditions of Service printed overleaf, available on request or accessible at <http://www.sgs.com/en/Terms-and-Conditions.aspx> and, for electronic format documents, subject to Terms and Conditions for Electronic Documents at <http://www.sgs.com/en/Terms-and-Conditions/Terms-e-Document.aspx>. Attention is drawn to the limitation of liability, indemnification and jurisdiction issues defined therein. Any holder of this document is advised that information contained hereon reflects the Company's findings only at the time of its intervention only and within the limits of Client's instructions, if any. The Company's sole responsibility is to its Client and this document does not exonerate parties to a transaction from exercising all their rights and obligations under the transaction documents. This document cannot be reproduced except in full, without prior written approval of the Company. Any unauthorized alteration, forgery or falsification of the content or appearance of this document is unlawful and offenders may be prosecuted to the fullest extent of the law. Unless otherwise stated the results shown in this test report refer only to the sample(s) tested and such sample(s) are retained for 30 days only.  
**Attention: To check the authenticity of testing /inspection report & certificate, please contact us at telephone: (86-755) 8307 1443, or email: CN.Doccheck@sgs.com**

South of No. 6 Plant, No. 1, Runsheng Road, Suzhou Industrial Park, Suzhou Area, China (Jiangsu) Pilot Free Trade Zone 215000  
中国·苏州·中国（江苏）自由贸易试验区苏州片区苏州工业园区润胜路1号6号厂房南楼 邮编: 215000

t (86-512) 62992980 www.sgsgroup.com.cn  
t (86-512) 62992980 sgs.china@sgs.com

## 2 SAR Measurements System Configuration

## 2.1 The SAR Measurement System

This SAR Measurement System uses a Computer-controlled 3-D stepper motor system (SPEAG DASY5 professional system). A E-field probe is used to determine the internal electric fields. The SAR can be obtained from the equation  $SAR = \sigma (|E|/2) / \rho$  where  $\sigma$  and  $\rho$  are the conductivity and mass density of the tissue-Simulate.

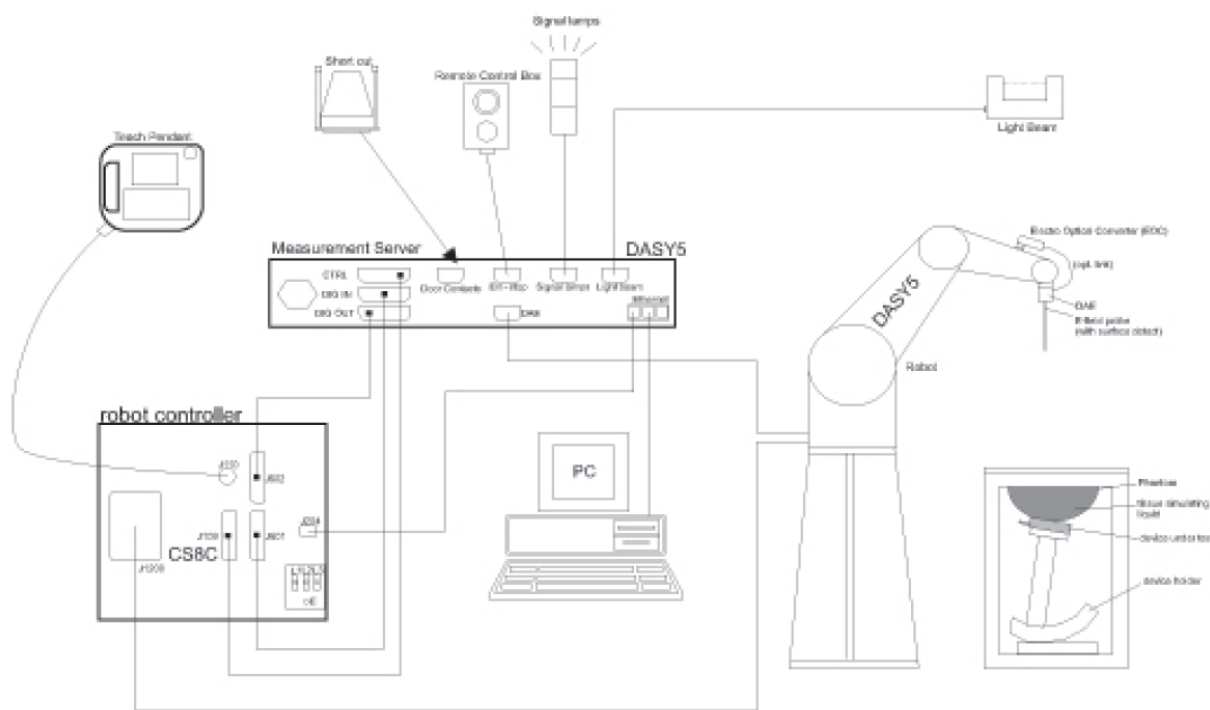
The DASY5 system for performing compliance tests consists of the following items:

A standard high precision 6-axis robot (Stabile RX family) with controller, teach pendant and software .An arm extension for accommodation the data acquisition electronics (DAE).

A dosimetric probe, i.e., an isotropic E-field probe optimized and calibrated for usage in tissue simulating liquid. The probe is equipped with an optical surface detector system.

A data acquisition electronics (DAE) which performs the signal amplification, signal multiplexing, AD-conversion, offset measurements, mechanical surface detection, collision detection, etc. The unit is battery powered with standard or rechargeable batteries. The signal is optically transmitted to the EOC.


The Electro-optical converter (EOC) performs the conversion between optical and electrical of the signals for the digital communication to DAE and for the analog signal from the optical surface detection. The EOC is connected to the measurement server.




### F-1. SAR Measurement System Configuration

- The function of the measurement server is to perform the time critical tasks such as signal filtering, control of the robot operation and fast movement interrupts.
- A probe alignment unit which improves the (absolute) accuracy of the probe positioning.
- A computer operating Windows 7.
- DASY5 software.
- Remote control with teach pendant and additional circuitry for robot safety such as warning lamps, etc.
- The SAM twin phantom enabling testing left-hand, right-hand and Body Worn usage.
- The device holder for handheld mobile phones.
- Tissue simulating liquid mixed according to the given recipes.
- Validation dipole kits allowing to validating the proper functioning of the system.


## 2.2 Isotropic E-field Probe EX3DV4

|  |   |
|--|---|
|  | <p>Symmetrical design with triangular core<br/>Built-in shielding against static charges<br/>PEEK enclosure material (resistant to organic solvents, e.g., DGBE)</p>  |
| <b>Calibration</b>   | ISO/IEC 17025 <a href="#">calibration service</a> available.  |
| <b>Frequency</b>   | 10 MHz to > 6 GHz<br>Linearity: $\pm 0.2$ dB (30 MHz to 6 GHz)  |
| <b>Directivity</b>   | $\pm 0.3$ dB in TSL (rotation around probe axis)<br>$\pm 0.5$ dB in TSL (rotation normal to probe axis)   |
| <b>Dynamic Range</b>   | 10 $\mu$ W/g to > 100 mW/g<br>Linearity: $\pm 0.2$ dB (noise: typically < 1 $\mu$ W/g)  |
| <b>Dimensions</b>  | Overall length: 337 mm (Tip: 20 mm)<br>Tip diameter: 2.5 mm (Body: 12 mm)<br>Typical distance from probe tip to dipole centers: 1 mm  |
| <b>Application</b>   | High precision dosimetric measurements in any exposure scenario (e.g., very strong gradient fields); the only probe that enables compliance testing for frequencies up to 6 GHz with precision of better 30%. |
| <b>Compatibility</b>   | DASY3, DASY4, DASY52 SAR and higher, EASY4/MRI  |

## 2.3 Data Acquisition Electronics (DAE)

|                             |  |   |
|-----------------------------|--|---|
| <b>Model</b>                | DAE4   |  |
| <b>Construction</b>         | Signal amplifier, multiplexer, A/D converter and control logic. Serial optical link for communication with DASY4/5 embedded system (fully remote controlled). Two step probe touch detector for mechanical surface detection and emergency robot stop. |   |
| <b>Measurement Range</b>    | -100 to +300 mV (16 bit resolution and two range settings: 4mV, 400mV)   |   |
| <b>Input Offset Voltage</b> | < 5µV (with auto zero)   |   |
| <b>Input Bias Current</b>   | < 50 f A   |   |
| <b>Dimensions</b>           | 60 x 60 x 68 mm  |   |

## 2.4 SAM Twin Phantom


|  |   |  |
|--|---|--|
| <b>Material</b>                          | Vinylester, glass fiber reinforced (VE-GF)                            |  |
| <b>Liquid Compatibility</b>              | Compatible with all SPEAG tissue simulating liquids (incl. DGBE type) |  |
| <b>Shell Thickness</b>                   | 2 ± 0.2 mm (6 ± 0.2 mm at ear point)                                  |  |
| <b>Dimensions (incl. Wooden Support)</b> | Length: 1000 mm<br>Width: 500 mm<br>Height: adjustable feet           |  |
| <b>Filling Volume</b>                    | approx. 25 liters   |  |
| <b>Wooden Support</b>                    | SPEAG standard phantom table  |  |

The shell corresponds to the specifications of the Specific Anthropomorphic Mannequin (SAM) phantom defined in IEEE 1528 and IEC 62209-1. It enables the dosimetric evaluation of left and right hand phone usage as well as body mounted usage at the flat phantom region. A cover prevents evaporation of the liquid. Reference markings on the phantom allow the complete setup of all predefined phantom positions and measurement grids by teaching three points with the robot.

Twin SAM V5.0 has the same shell geometry and is manufactured from the same material as Twin SAM V4.0, but has reinforced top structure.



## 2.5 ELI Phantom

|                             |   |   |
|-----------------------------|---|---|
| <b>Material</b>             | Vinylester, glass fiber reinforced (VE-GF)                            |  |
| <b>Liquid Compatibility</b> | Compatible with all SPEAG tissue simulating liquids (incl. DGBE type) |   |
| <b>Shell Thickness</b>      | 2.0 ± 0.2 mm (bottom plate)   |   |
| <b>Dimensions</b>           | Major axis: 600 mm<br>Minor axis: 400 mm                              |   |
| <b>Filling Volume</b>       | approx. 30 liters   |   |
| <b>Wooden Support</b>       | SPEAG standard phantom table  |   |

Phantom for compliance testing of handheld and body-mounted wireless devices in the frequency range of 30 MHz to 6 GHz. ELI is fully compatible with the IEC 62209-2 standard and all known tissue simulating liquids. ELI has been optimized regarding its performance and can be integrated into our standard phantom tables. A cover prevents evaporation of the liquid. Reference markings on the phantom allow installation of the complete setup, including all predefined phantom positions and measurement grids, by teaching three points. The phantom is compatible with all SPEAG dosimetric probes and dipoles.

ELI V5.0 has the same shell geometry and is manufactured from the same material as ELI4, but has reinforced top structure.

## 2.6 Device Holder for Transmitters



**F-2. Device Holder for Transmitters**

- The DASY device holder is designed to cope with different positions given in the standard. It has two scales for the device rotation (with respect to the body axis) and the device inclination (with respect to the line between the ear reference points). The rotation centres for both scales are the ear reference point (ERP). Thus the device needs no repositioning when changing the angles.
- The DASY device holder has been made out of low-loss POM material having the following dielectric parameters: relative permittivity  $\epsilon=3$  and loss tangent  $\delta=0.02$ . The amount of dielectric material has been reduced in the closest vicinity of the device, since measurements have suggested that the influence of the clamp on the test results could thus be lowered.



## 2.7 Measurement procedure

### 2.7.1 Scanning procedure

#### Step 1: Power reference measurement

The “reference” and “drift” measurements are located at the beginning and end of the batch process. They measure the field drift at one single point in the liquid over the complete procedure.

#### Step 2: Area scan

The SAR distribution at the exposed side of the head was measured at a distance of 4mm from the inner surface of the shell. The area covered the entire dimension of the head and the horizontal grid spacing was 15mm\*15mm or 12mm\*12mm or 10mm\*10mm. Based on the area scan data, the area of the maximum absorption was determined by spline interpolation.

#### Step 3: Zoom scan

Around this point, a volume of 30mm\*30mm\*30mm (fine resolution volume scan, zoom scan) was assessed by measuring 5x5x7 points ( $\leq 2\text{GHz}$ ) and 7x7x7 points ( $\geq 2\text{GHz}$ ). On this basis of this data set, the spatial peak SAR value was evaluated with the following procedure:

The data at the surface was extrapolated, since the centre of the dipoles is 2.0mm away from the tip of the probe and the distance between the surface and the lowest measuring point is 1.2mm. (This can be variable. Refer to the probe specification). The extrapolation was based on a least square algorithm. A polynomial of the fourth order was calculated through the points in z-axes. This polynomial was then used to evaluate the points between the surface and the probe tip. The maximum interpolated value was searched with a straight-forward algorithm. Around this maximum the SAR values averaged over the spatial volumes (1g or 10g) were computed using the 3D-Spline interpolation algorithm. The volume was integrated with the trapezoidal algorithm. One thousand points were interpolated to calculate the average. All neighbouring volumes were evaluated until no neighboring volume with a higher average value was found.

The area and zoom scan resolutions specified in the table below must be applied to the SAR measurements. Probe boundary effect error compensation is required for measurements with the probe tip closer than half a probe tip diameter to the phantom surface. Both the probe tip diameter and sensor offset distance must satisfy measurement protocols; to ensure probe boundary effect errors are minimized and the higher fields closest to the phantom surface can be correctly measured and extrapolated to the phantom surface for computing 1-g SAR. Tolerances of the post-processing algorithms must be verified by the test laboratory for the scan resolutions used in the SAR measurements, according to the reference distribution functions specified in IEEE Std. 1528-2013.



|   |   | $\leq 3 \text{ GHz}$   | $> 3 \text{ GHz}$   |
|---|---|--|---|
| Maximum distance from closest measurement point (geometric center of probe sensors) to phantom surface  |   | $5 \pm 1 \text{ mm}$   | $\frac{1}{2} \cdot \delta \cdot \ln(2) \pm 0.5 \text{ mm}$  |
| Maximum probe angle from probe axis to phantom surface normal at the measurement location   |   | $30^\circ \pm 1^\circ$   | $20^\circ \pm 1^\circ$  |
| Maximum area scan spatial resolution: $\Delta x_{\text{Area}}, \Delta y_{\text{Area}}$  |   | $\leq 2 \text{ GHz}: \leq 15 \text{ mm}$<br>$2 - 3 \text{ GHz}: \leq 12 \text{ mm}$  | $3 - 4 \text{ GHz}: \leq 12 \text{ mm}$<br>$4 - 6 \text{ GHz}: \leq 10 \text{ mm}$  |
|   |   | When the x or y dimension of the test device, in the measurement plane orientation, is smaller than the above, the measurement resolution must be $\leq$ the corresponding x or y dimension of the test device with at least one measurement point on the test device. |   |
| Maximum zoom scan spatial resolution: $\Delta x_{\text{Zoom}}, \Delta y_{\text{Zoom}}$  |   | $\leq 2 \text{ GHz}: \leq 8 \text{ mm}$<br>$2 - 3 \text{ GHz}: \leq 5 \text{ mm}^*$  | $3 - 4 \text{ GHz}: \leq 5 \text{ mm}^*$<br>$4 - 6 \text{ GHz}: \leq 4 \text{ mm}^*$  |
| Maximum zoom scan spatial resolution, normal to phantom surface   | uniform grid: $\Delta z_{\text{Zoom}}(n)$ | $\leq 5 \text{ mm}$  | $3 - 4 \text{ GHz}: \leq 4 \text{ mm}$<br>$4 - 5 \text{ GHz}: \leq 3 \text{ mm}$<br>$5 - 6 \text{ GHz}: \leq 2 \text{ mm}$    |
|   | graded grid                               | $\Delta z_{\text{Zoom}}(1)$ : between 1 <sup>st</sup> two points closest to phantom surface  | $3 - 4 \text{ GHz}: \leq 3 \text{ mm}$<br>$4 - 5 \text{ GHz}: \leq 2.5 \text{ mm}$<br>$5 - 6 \text{ GHz}: \leq 2 \text{ mm}$  |
|   |   | $\Delta z_{\text{Zoom}}(n>1)$ : between subsequent points  | $\leq 1.5 \cdot \Delta z_{\text{Zoom}}(n-1)$  |
| Minimum zoom scan volume  | x, y, z                                   | $\geq 30 \text{ mm}$   | $3 - 4 \text{ GHz}: \geq 28 \text{ mm}$<br>$4 - 5 \text{ GHz}: \geq 25 \text{ mm}$<br>$5 - 6 \text{ GHz}: \geq 22 \text{ mm}$ |
| Note: $\delta$ is the penetration depth of a plane-wave at normal incidence to the tissue medium; see draft standard IEEE P1528-2011 for details.   |   |  |   |
| * When zoom scan is required and the <u>reported</u> SAR from the <u>area scan based 1-g SAR estimation</u> procedures of KDB 447498 is $\leq 1.4 \text{ W/kg}$ , $\leq 8 \text{ mm}$ , $\leq 7 \text{ mm}$ and $\leq 5 \text{ mm}$ zoom scan resolution may be applied, respectively, for 2 GHz to 3 GHz, 3 GHz to 4 GHz and 4 GHz to 6 GHz. |   |  |   |

#### Step 4: Power reference measurement (drift)

The Power Drift Measurement job measures the field at the same location as the most recent power reference measurement job within the same procedure, and with the same settings. The indicated drift is mainly the variation of the DUT's output power and should vary max.  $\pm 5 \%$



## 2.7.2 Data Storage

The DASY software stores the acquired data from the data acquisition electronics as raw data (in microvolt readings from the probe sensors), together with all necessary software parameters for the data evaluation (probe calibration data, liquid parameters and device frequency and modulation data) in measurement files with the extension "DAE". The software evaluates the desired unit and format for output each time the data is visualized or exported. This allows verification of the complete software setup even after the measurement and allows correction of incorrect parameter settings. For example, if a measurement has been performed with a wrong crest factor parameter in the device setup, the parameter can be corrected afterwards and the data can be re-evaluated. The measured data can be visualized or exported in different units or formats, depending on the selected probe type ([V/m], [A/m], [°C], [m W/g], [m W/cm²], [dBrel], etc.). Some of these units are not available in certain situations or show meaningless results, e.g., a SAR output in a lossless media will always be zero. Raw data can also be exported to perform the evaluation with other software packages.

## 2.7.3 Data Evaluation by SEMCAD

The SEMCAD software automatically executes the following procedures to calculate the field units from the microvolt readings at the probe connector. The parameters used in the evaluation are stored in the configuration modules of the software:

|                           |                |                      |
|---------------------------|----------------|----------------------|
| Probe parameters:         | - Sensitivity  | Normi, ai0, ai1, ai2 |
| - Conversion factor       | ConvFi         |                      |
| - Diode compression point | Dcpi           |                      |
| Device parameters:        | - Frequency    | f                    |
| - Crest factor            | cf             |                      |
| Media parameters:         | - Conductivity | ε                    |
| - Density                 | ρ              |                      |

These parameters must be set correctly in the software. They can be found in the component documents or they can be imported into the software from the configuration files issued for the DASY components. In the direct measuring mode of the multimeter option, the parameters of the actual system setup are used. In the scan visualization and export modes, the parameters stored in the corresponding document files are used.

The first step of the evaluation is a linearization of the filtered input signal to account for the compression characteristics of the detector diode. The compensation depends on the input signal, the diode type and the DC-transmission factor from the diode to the evaluation electronics.

If the exciting field is pulsed, the crest factor of the signal must be known to correctly compensate for peak power.

The formula for each channel can be given as:

$$V_i = U_i + U_i^2 \cdot cf / dcpi$$

With  $V_i$  = compensated signal of channel i (i = x, y, z)

$U_i$  = input signal of channel i (i = x, y, z)

cf = crest factor of exciting field (DASY parameter)

dcpi = diode compression point (DASY parameter)

From the compensated input signals the primary field data for each channel can be evaluated:



Unless otherwise agreed in writing, this document is issued by the Company subject to its General Conditions of Service printed overleaf, available on request or accessible at <http://www.sgs.com/en/Terms-and-Conditions.aspx> and, for electronic format documents, subject to Terms and Conditions for Electronic Documents at <http://www.sgs.com/en/Terms-and-Conditions/Terms-e-Document.aspx>. Attention is drawn to the limitation of liability, indemnification and jurisdiction issues defined therein. Any holder of this document is advised that information contained hereon reflects the Company's findings at the time of its intervention only and within the limits of Client's instructions, if any. The Company's sole responsibility is to its Client and this document does not exonerate parties to a transaction from exercising all their rights and obligations under the transaction documents. This document cannot be reproduced except in full, without prior written approval of the Company. Any unauthorized alteration, forgery or falsification of the content or appearance of this document is unlawful and offenders may be prosecuted to the fullest extent of the law. Unless otherwise stated the results shown in this test report refer only to the sample(s) tested and such sample(s) are retained for 30 days only.  
**Attention: To check the authenticity of testing / inspection report & certificate, please contact us at telephone: (86-755) 8307 1443, or email: CN.Doccheck@sgs.com**

South of No. 6 Plant, No. 1, Runsheng Road, Suzhou Industrial Park, Suzhou Area, China (Jiangsu) Pilot Free Trade Zone 215000  
中国·苏州·中国（江苏）自由贸易试验区苏州片区苏州工业园区润胜路1号6号厂房南部门 邮编：215000

t (86-512) 62992980 www.sgsgroup.com.cn  
t (86-512) 62992980 sgs.china@sgs.com

E-field probes:

$$E_i = (V_i / Norm_i \cdot ConvF)^{1/2}$$

H-field probes:

$$H_i = (V_i)^{1/2} \cdot (a_{i0} + a_{i1}f + a_{i2}f^2) / f$$

With  $V_i$  = compensated signal of channel  $i$  ( $i = x, y, z$ )

$Norm_i$  = sensor sensitivity of channel  $i$  ( $i = x, y, z$ )

[mV/(V/m)<sup>2</sup>] for E-field Probes

$ConvF$  = sensitivity enhancement in solution

$a_{ij}$  = sensor sensitivity factors for H-field probes

$f$  = carrier frequency [GHz]

$E_i$  = electric field strength of channel  $i$  in V/m

$H_i$  = magnetic field strength of channel  $i$  in A/m

The RSS value of the field components gives the total field strength (Hermitian magnitude):

$$E_{tot} = (E_x^2 + E_y^2 + E_z^2)^{1/2}$$

The primary field data are used to calculate the derived field units.

$$SAR = (E_{tot}^2 \cdot \sigma) / (\epsilon \cdot 1000)$$

with  $SAR$  = local specific absorption rate in mW/g

$E_{tot}$  = total field strength in V/m

$\sigma$  = conductivity in [mho/m] or [Siemens/m]

$\epsilon$  = equivalent tissue density in g/cm<sup>3</sup>

Note that the density is normally set to 1 (or 1.06), to account for actual brain density rather than the density of the simulation liquid. The power flow density is calculated assuming the excitation field to be a free space field.

$$P_{pwe} = E_{tot}^2 / 3770 \quad \text{or} \quad P_{pwe} = H_{tot}^2 \cdot 37.7$$

with  $P_{pwe}$  = equivalent power density of a plane wave in mW/cm<sup>2</sup>

$E_{tot}$  = total electric field strength in V/m

$H_{tot}$  = total magnetic field strength in A/m



Unless otherwise agreed in writing, this document is issued by the Company subject to its General Conditions of Service printed overleaf, available on request or accessible at <http://www.sgs.com/en/Terms-and-Conditions.aspx> and, for electronic format documents, subject to Terms and Conditions for Electronic Documents at <http://www.sgs.com/en/Terms-and-Conditions/Terms-e-Documents.aspx>. Attention is drawn to the limitation of liability, indemnification and jurisdiction issues defined therein. Any holder of this document is advised that information contained hereon reflects the Company's findings at the time of its intervention only and within the limits of Client's instructions, if any. The Company's sole responsibility is to its Client and this document does not exonerate parties to a transaction from exercising all their rights and obligations under the transaction documents. This document cannot be reproduced except in full, without prior written approval of the Company. Any unauthorized alteration, forgery or falsification of the content or appearance of this document is unlawful and offenders may be prosecuted to the fullest extent of the law. Unless otherwise stated the results shown in this test report refer only to the sample(s) tested and such sample(s) are retained for 30 days only.

Attention: To check the authenticity of testing / inspection report & certificate, please contact us at telephone: (86-755) 8307 1443, or email: CN.Doccheck@sgs.com

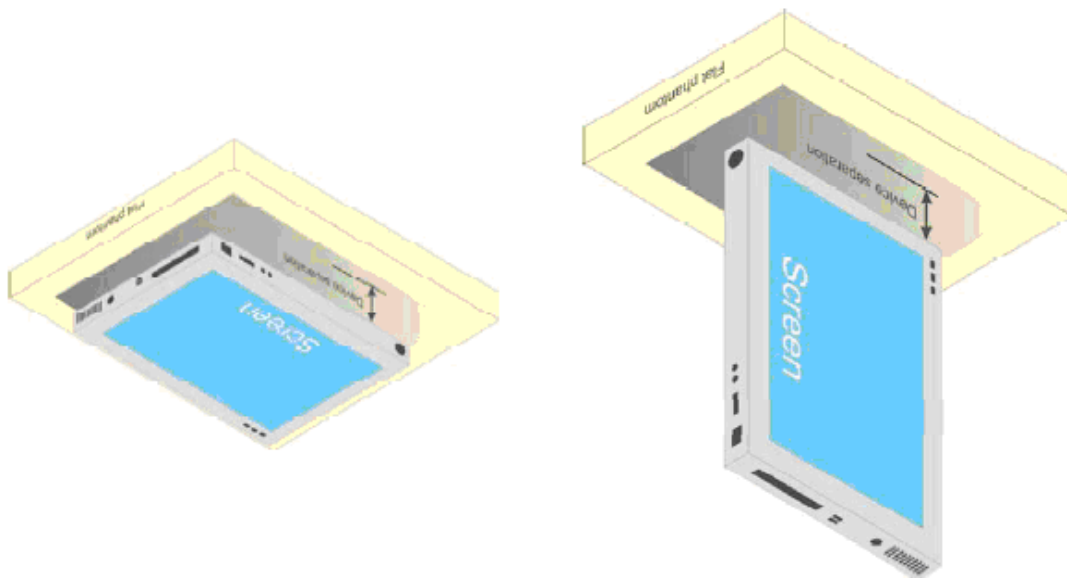
South of No. 6 Plant, No. 1, Runsheng Road, Suzhou Industrial Park, Suzhou Area, China (Jiangsu) Pilot Free Trade Zone 215000  
t (86-512) 62992980 www.sgsgroup.com.cn  
中国·苏州·中国(江苏)自由贸易试验区苏州片区苏州工业园区润胜路1号6号厂房南楼 邮编: 215000 t (86-512) 62992980 sgs.china@sgs.com



### 3 Description of Test Position

#### 3.1 The Test Position

This EUT was tested in three different positions. They are Back Side and edge Side of tablet. In these positions, the surface of EUT is touching phantom with 0 mm. The SAR Exclusion Threshold in KDB 447498 D04 can be applied to determine SAR test exclusion for adjacent edge configurations. The closest distance from the antenna to an adjacent device surface is used to determine if SAR testing is required for the adjacent surfaces, with the adjacent surface positioned against the phantom and the surface containing the antenna positioned perpendicular to the phantom.



**Fig Illustration for Lap-touching Position**

## 4 SAR System Verification Procedure

### 4.1 Tissue Simulate Liquid

#### 4.1.1 Recipes for Tissue Simulate Liquid

The following tables give the recipes for tissue simulating liquids to be used in different frequency bands:

| Ingredients<br>(% by weight)   | Frequency (MHz) |
|--|-----------------|
|  | 2450            |
| Tissue Type  | Head            |
| Water  | 55.00           |
| Salt (NaCl)  | 0.2             |
| Sucrose  | 0               |
| HEC  | 0               |
| Bactericide  | 0               |
| Tween  | 44.80           |
| Salt: 99+% Pure Sodium Chloride      Sucrose: 98+% Pure Sucrose                    |                 |
| Water: De-ionized, 16 MΩ <sup>+</sup> resistivity      HEC: Hydroxyethyl Cellulose |                 |
| Tween: Polyoxyethylene (20) sorbitan monolaurate                                   |                 |
| HSL5GHz is composed of the following ingredients :                                 |                 |
| Water : 50-65%   |                 |
| Mineral oil : 10-30%   |                 |
| Emulsifiers : 8-25%  |                 |
| Sodium salt : 0-1.5%   |                 |

Table 1 : Recipe of Tissue Simulate Liquid





#### 4.1.2 Measurement for Tissue Simulate Liquid

The Conductivity ( $\sigma$ ) and Permittivity ( $\rho$ ) are listed in Table 2. For the SAR measurement given in this report. The temperature variation of the Tissue Simulate Liquids was  $22 \pm 2^\circ\text{C}$ .

| Tissue Type | Measured Frequency (MHz) | Target Tissue ( $\pm 5\%$ ) |                      | Measured Tissue |                      | Liquid Temp. ( $^\circ\text{C}$ ) | Test Date  |
|-------------|--------------------------|-----------------------------|----------------------|-----------------|----------------------|-----------------------------------|------------|
|             |                          | $\epsilon_r$                | $\sigma(\text{S/m})$ | $\epsilon_r$    | $\sigma(\text{S/m})$ |                                   |            |
| 2450 Head   | 2450                     | 39.2                        | 1.80                 | 38.200          | 1.810                | 22.7                              | 2023-08-21 |
| 5250 Head   | 5250                     | 35.9                        | 4.66                 | 36.200          | 4.780                | 22.6                              | 2023-08-23 |
| 5600 Head   | 5600                     | 35.5                        | 5.07                 | 35.300          | 5.170                | 22.6                              | 2023-08-25 |
| 5750 Head   | 5750                     | 35.4                        | 5.22                 | 35.100          | 5.360                | 22.6                              | 2023-08-28 |

Table 2 : Measurement result of Tissue electric parameters



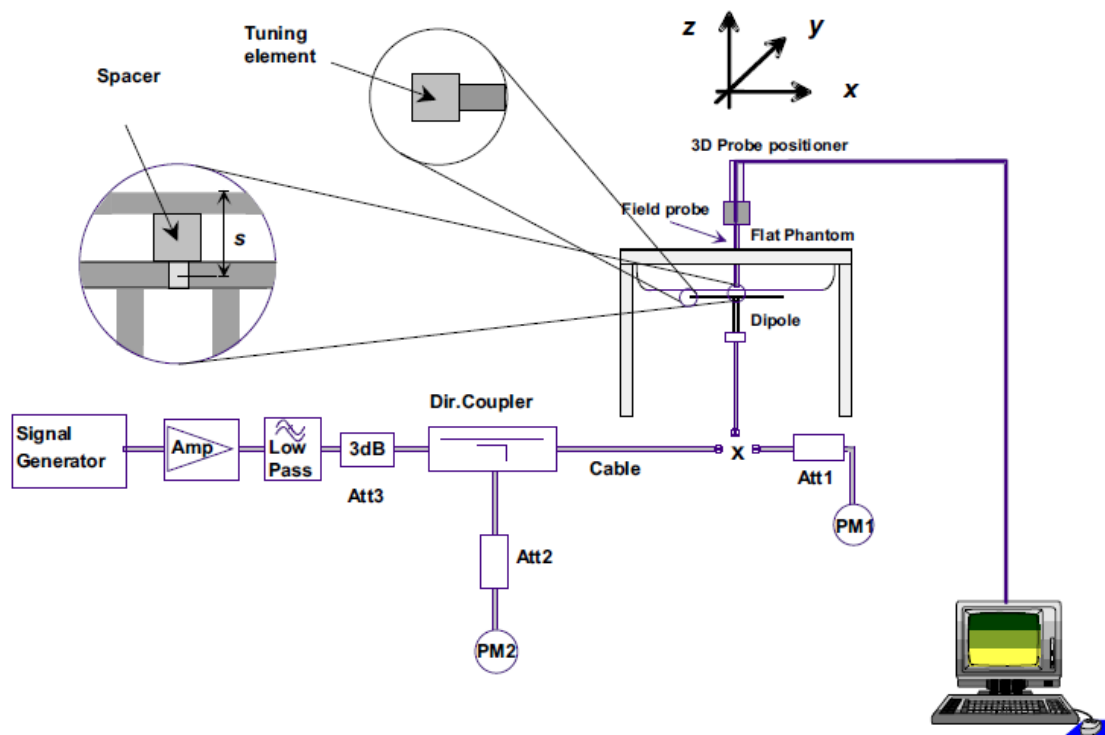
Unless otherwise agreed in writing, this document is issued by the Company subject to its General Conditions of Service printed overleaf, available on request or accessible at <http://www.sgs.com/en/Terms-and-Conditions.aspx> and, for electronic format documents, subject to Terms and Conditions for Electronic Documents at <http://www.sgs.com/en/Terms-and-Conditions/Terms-e-Documents.aspx>. Attention is drawn to the limitation of liability, indemnification and jurisdiction issues defined therein. Any holder of this document is advised that information contained hereon reflects the Company's findings at the time of its intervention only and within the limits of Client's instructions, if any. The Company's sole responsibility is to its Client and this document does not exonerate parties to a transaction from exercising all their rights and obligations under the transaction documents. This document cannot be reproduced except in full, without prior written approval of the Company. Any unauthorized alteration, forgery or falsification of the content or appearance of this document is unlawful and offenders may be prosecuted to the fullest extent of the law. Unless otherwise stated the results shown in this test report refer only to the sample(s) tested and such sample(s) are retained for 30 days only.  
**Attention: To check the authenticity of testing /inspection report & certificate, please contact us at telephone: (86-755) 8307 1443, or email: CN.Doccheck@sgs.com**

South of No. 6 Plant, No. 1, Runsheng Road, Suzhou Industrial Park, Suzhou Area, China (Jiangsu) Pilot Free Trade Zone 215000  
中国·苏州·中国(江苏)自由贸易试验区苏州片区苏州工业园区润胜路1号6号厂房南楼 邮编: 215000

t (86-512) 62992980 www.sgsgroup.com.cn  
t (86-512) 62992980 sgs.china@sgs.com

## 4.2 SAR System Check

The microwave circuit arrangement for system Check is sketched in F-3. The daily system accuracy verification occurs within the flat section of the SAM phantom. A SAR measurement was performed to see if the measured SAR was within  $\pm 10\%$  from the target SAR values. The tests were conducted on the same days as the measurement of the EUT. The obtained results from the system accuracy verification are displayed in the following table (A power level of 250mW (below 3GHz) or 100mW (3-6GHz) was input to the dipole antenna). During the tests, the ambient temperature of the laboratory was in the range  $22\pm 2^{\circ}\text{C}$ , the relative humidity was in the range 60% and the liquid depth above the ear reference points was above  $15\pm 0.5$  cm in all the cases. It is seen that the system is operating within its specification, as the results are within acceptable tolerance of the reference values.



F-3. the microwave circuit arrangement used for SAR system check

#### 4.2.1 Justification for Extended SAR Dipole Calibrations

1) Referring to KDB865664 D01 requirements for dipole calibration, instead of the typical annual calibration recommended by measurement standards, longer calibration intervals of up to three years may be considered when it is demonstrated that the SAR target, impedance and return loss of a dipole have remain stable according to the following requirements. Each measured dipole is expected to evaluate with the following criteria at least on annual interval in Appendix C.

- a) There is no physical damage on the dipole;
- b) System check with specific dipole is within 10% of calibrated value;
- c) Return-loss is within 10% of calibrated measurement;
- d) Impedance is within 5Ω from the previous measurement.

2) Network analyzer probe calibration against air, distilled water and a shorting block performed before measuring liquid parameters.



Unless otherwise agreed in writing, this document is issued by the Company subject to its General Conditions of Service printed overleaf, available on request or accessible at <http://www.sgs.com/en/Terms-and-Conditions.aspx> and, for electronic format documents, subject to Terms and Conditions for Electronic Documents at <http://www.sgs.com/en/Terms-and-Conditions/Terms-e-Documents.aspx>. Attention is drawn to the limitation of liability, indemnification and jurisdiction issues defined therein. Any holder of this document is advised that information contained hereon reflects the Company's findings at the time of its intervention only and within the limits of Client's instructions, if any. The Company's sole responsibility is to its Client and this document does not exonerate parties to a transaction from exercising all their rights and obligations under the transaction documents. This document cannot be reproduced except in full, without prior written approval of the Company. Any unauthorized alteration, forgery or falsification of the content or appearance of this document is unlawful and offenders may be prosecuted to the fullest extent of the law. Unless otherwise stated the results shown in this test report refer only to the sample(s) tested and such sample(s) are retained for 30 days only.  
**Attention: To check the authenticity of testing /inspection report & certificate, please contact us at telephone: (86-755) 8307 1443, or email: CN.Doccheck@sgs.com**

South of No. 6 Plant, No. 1, Runsheng Road, Suzhou Industrial Park, Suzhou Area, China (Jiangsu) Pilot Free Trade Zone 215000  
中国·苏州·中国(江苏)自由贸易试验区苏州片区苏州工业园区润胜路1号6号厂房南面 邮编: 215000

t (86-512) 62992980 www.sgs.com  
t (86-512) 62992980 sgs.china@sgs.com

#### 4.2.2 Summary System Validation Result(s)

| Validation Kit |               | Measured SAR<br>250mW | Measured SAR<br>250mW | Measured SAR<br>(normalized to<br>1W) | Measured SAR<br>(normalized to<br>1W) | Target SAR<br>(normalized<br>to 1W)<br>(±10%) | Liquid<br>Temp.<br>(°C) | Test Date  |
|----------------|---------------|-----------------------|-----------------------|---------------------------------------|---------------------------------------|---|-------------------------|------------|
|                |               | 1g (W/kg)             | 10g (W/kg)            | 1g (W/kg)                             | 10g (W/kg)                            | 1-g(W/kg)                                     |                         |            |
| D2450V2        | Head          | 12.50                 | 5.86                  | 50.00                                 | 23.44                                 | 51.9  | 22.7                    | 2023-08-21 |
| Validation Kit |               | Measured SAR<br>100mW | Measured SAR<br>100mW | Measured SAR<br>(normalized to<br>1W) | Measured SAR<br>(normalized to<br>1W) | Target SAR<br>(normalized<br>to 1W)<br>(±10%) | Liquid<br>Temp.<br>(°C) | Test Date  |
|                |               | 1g (W/kg)             | 10g (W/kg)            | 1g (W/kg)                             | 10g (W/kg)                            | 1-g(W/kg)                                     |                         |            |
| D5GHzV2        | Head(5.25GHz) | 7.49                  | 2.16                  | 74.90                                 | 21.60                                 | 75.2  | 22.6                    | 2023-08-23 |
|                | Head(5.6GHz)  | 8.39                  | 2.38                  | 83.90                                 | 23.80                                 | 80  | 22.6                    | 2023-08-25 |
|                | Head(5.75GHz) | 7.56                  | 2.16                  | 75.60                                 | 21.60                                 | 78.7  | 22.6                    | 2023-08-28 |

Table 3 : SAR System Check Result

#### 4.2.3 Detailed System Check Results

Please see the Appendix A



Unless otherwise agreed in writing, this document is issued by the Company subject to its General Conditions of Service printed overleaf, available on request or accessible at <http://www.sgs.com/en/Terms-and-Conditions.aspx> and, for electronic format documents, subject to Terms and Conditions for Electronic Documents at <http://www.sgs.com/en/Terms-and-Conditions/Terms-e-Documents.aspx>. Attention is drawn to the limitation of liability, indemnification and jurisdiction issues defined therein. Any holder of this document is advised that information contained hereon reflects the Company's findings at the time of its intervention only and within the limits of Client's instructions, if any. The Company's sole responsibility is to its Client and this document does not exonerate parties to a transaction from exercising all their rights and obligations under the transaction documents. This document cannot be reproduced except in full, without prior written approval of the Company. Any unauthorized alteration, forgery or falsification of the content or appearance of this document is unlawful and offenders may be prosecuted to the fullest extent of the law. Unless otherwise stated the results shown in this test report refer only to the sample(s) tested and such sample(s) are retained for 30 days only.

**Attention: To check the authenticity of testing /inspection report & certificate, please contact us at telephone: (86-755) 8307 1443, or email: CN.Doccheck@sgs.com**

South of No. 6 Plant, No. 1, Runsheng Road, Suzhou Industrial Park, Suzhou Area, China (Jiangsu) Pilot Free Trade Zone 215000  
中国·苏州·中国(江苏)自由贸易试验区苏州片区苏州工业园区润胜路1号6号厂房南楼 邮编: 215000

t (86-512) 62992980 www.sgsgroup.com.cn  
t (86-512) 62992980 sgs.china@sgs.com

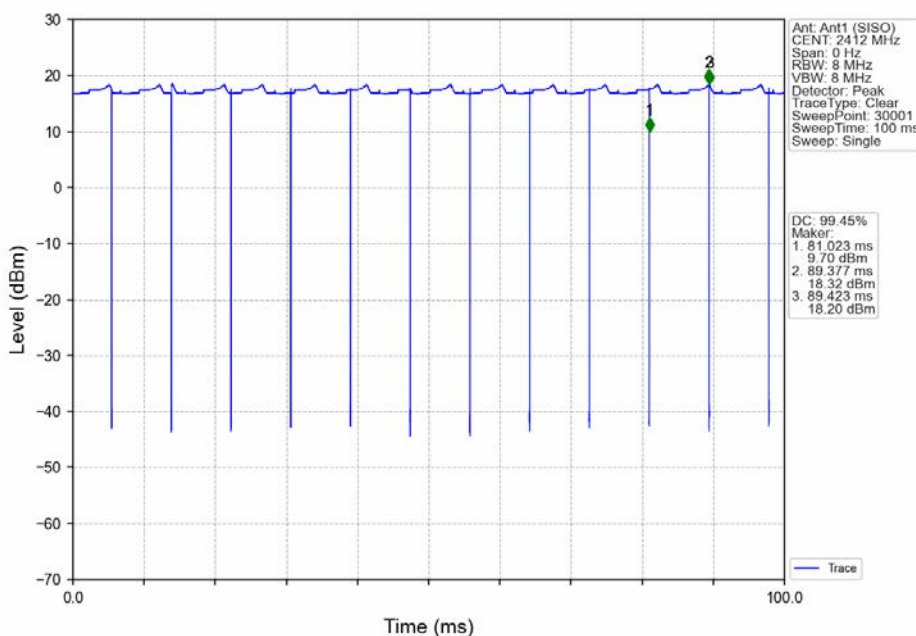
## 5 Test results and Measurement Data

### 5.1 Operation Configurations

#### 5.1.1 WiFi Test Configuration

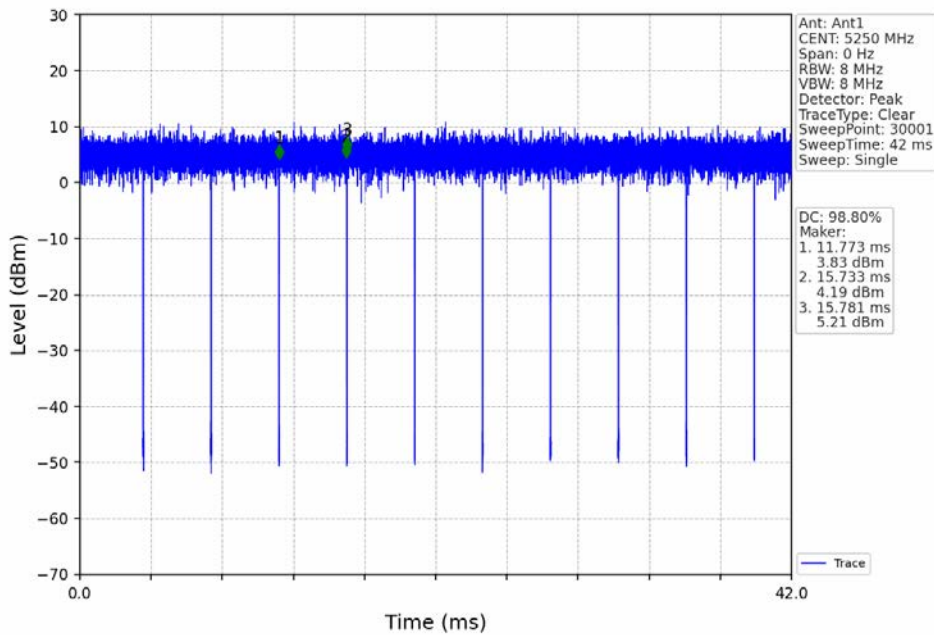
A Wi-Fi device must be configured to transmit continuously at the required data rate, channel bandwidth and signal modulation, using the highest transmission duty factor supported by the test mode tools for SAR measurement.

- 2.4G WIFI  
Duty cycle=99.45%

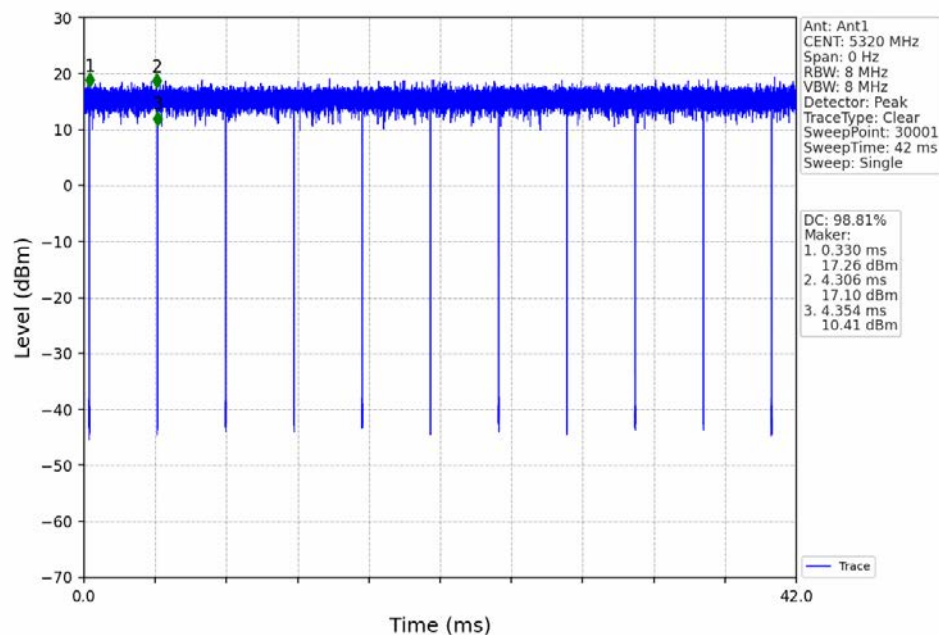




- 5G WIFI 802.11ac 160M  
Duty cycle=98.80%



- 5G WIFI 802.11n HT20  
Duty cycle=98.81%



Unless otherwise agreed in writing, this document is issued by the Company subject to its General Conditions of Service printed overleaf, available on request or accessible at <http://www.sgs.com/en/Terms-and-Conditions.aspx> and, for electronic format documents, subject to Terms and Conditions for Electronic Documents at <http://www.sgs.com/en/Terms-and-Conditions/Terms-e-Documents.aspx>. Attention is drawn to the limitation of liability, indemnification and jurisdiction issues defined therein. Any holder of this document is advised that information contained hereon reflects the Company's findings at the time of its intervention only and within the limits of Client's instructions, if any. The Company's sole responsibility is to its Client and this document does not exonerate parties to a transaction from exercising all their rights and obligations under the transaction documents. This document cannot be reproduced except in full, without prior written approval of the Company. Any unauthorized alteration, forgery or falsification of the content or appearance of this document is unlawful and offenders may be prosecuted to the fullest extent of the law. Unless otherwise stated the results shown in this test report refer only to the sample(s) tested and such sample(s) are retained for 30 days only.

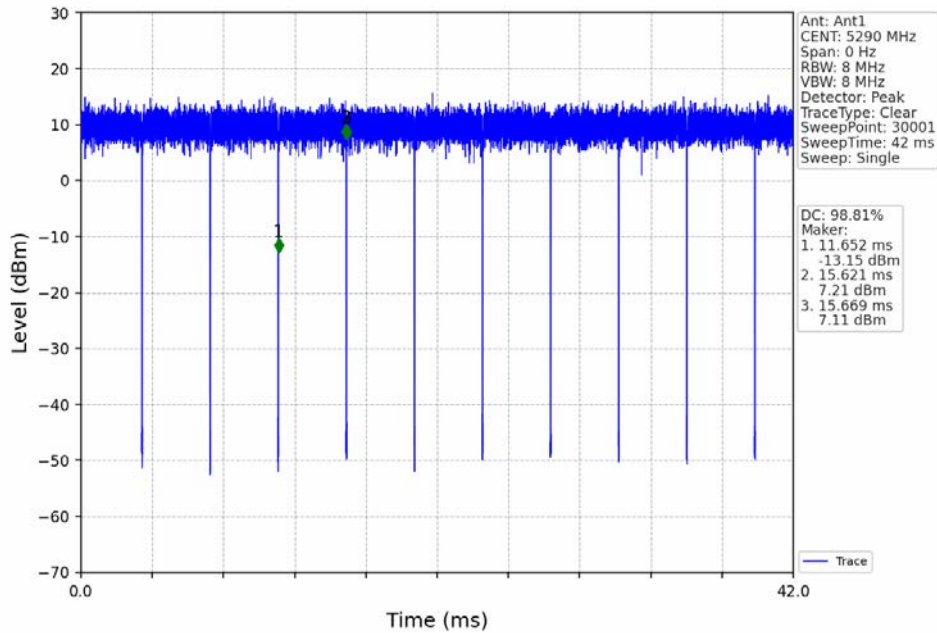
Attention: To check the authenticity of testing /inspection report & certificate, please contact us at telephone: (86-755) 8307 1443, or email: [CN.Doccheck@sgs.com](mailto:CN.Doccheck@sgs.com)

South of No. 6 Plant, No. 1, Runsheng Road, Suzhou Industrial Park, Suzhou Area, China (Jiangsu) Pilot Free Trade Zone 215000  
中国·苏州·中国(江苏)自由贸易试验区苏州片区苏州工业园区润胜路1号6号厂房南楼 邮编: 215000

t (86-512) 62992980 www.sgsgroup.com.cn  
t (86-512) 62992980 sgs.china@sgs.com



- 5G WIFI 802.11ac 80M  
Duty cycle=98.81%



Unless otherwise agreed in writing, this document is issued by the Company subject to its General Conditions of Service printed overleaf, available on request or accessible at <http://www.sgs.com/en/Terms-and-Conditions.aspx> and, for electronic format documents, subject to Terms and Conditions for Electronic Documents at <http://www.sgs.com/en/Terms-and-Conditions/Terms-e-Documents.aspx>. Attention is drawn to the limitation of liability, indemnification and jurisdiction issues defined therein. Any holder of this document is advised that information contained hereon reflects the Company's findings at the time of its intervention only and within the limits of Client's instructions, if any. The Company's sole responsibility is to its Client and this document does not exonerate parties to a transaction from exercising all their rights and obligations under the transaction documents. This document cannot be reproduced except in full, without prior written approval of the Company. Any unauthorized alteration, forgery or falsification of the content or appearance of this document is unlawful and offenders may be prosecuted to the fullest extent of the law. Unless otherwise stated the results shown in this test report refer only to the sample(s) tested and such sample(s) are retained for 30 days only.

Attention: To check the authenticity of testing /inspection report & certificate, please contact us at telephone: (86-755) 8307 1443, or email: [CN.Doccheck@sgs.com](mailto:CN.Doccheck@sgs.com)

South of No. 6 Plant, No. 1, Runsheng Road, Suzhou Industrial Park, Suzhou Area, China (Jiangsu) Pilot Free Trade Zone 215000  
中国·苏州·中国(江苏)自由贸易试验区苏州片区苏州工业园区润胜路1号6号厂房南楼 邮编: 215000

t (86-512) 62992980 www.sgs.com.cn  
t (86-512) 62992980 sgs.china@sgs.com

#### 5.1.1.1 Initial Test Position SAR Test Reduction Procedure

DSSS and OFDM configurations are considered separately according to the required SAR procedures. SAR is measured in the initial test position using the 802.11 transmission mode configuration required by the DSSS procedure or initial test configuration and subsequent test configuration(s) according to the OFDM procedures. The initial test position procedure is described in the following:

- 1) . When the reported SAR of the initial test position is  $\leq 0.4$  W/kg, further SAR measurement is not required for the other (remaining) test positions in that exposure configuration and 802.11 transmission mode combinations within the frequency band or aggregated band. SAR is also not required for that exposure configuration in the subsequent test configuration(s).
- 2) . When the reported SAR of the initial test position is  $> 0.4$  W/kg, SAR is repeated for the 802.11 transmission mode configuration tested in the initial test position using subsequent highest extrapolated or estimated 1-g SAR conditions determined by area scans or next closest/smallest test separation distance and maximum RF coupling test positions based on manufacturer justification, on the highest maximum output power channel, until the reported SAR is  $\leq 0.8$  W/kg or all required test positions (left, right, touch, tilt or subsequent surfaces and edges) are tested.
- 3) . For all positions/configurations tested using the initial test position and subsequent test positions, when the reported SAR is  $> 0.8$  W/kg, SAR is measured for these test positions/configurations on the subsequent next highest measured output power channel(s) until the reported SAR is  $\leq 1.2$  W/kg or all required channels are tested. a) Additional power measurements may be required for this step, which should be limited to those necessary for identifying the subsequent highest output power channels.

#### 5.1.1.2 Initial Test Configuration Procedures

An initial test configuration is determined for OFDM transmission modes according to the channel bandwidth, modulation and data rate combination(s) with the highest maximum output power specified for production units in each standalone and aggregated frequency band. SAR is measured using the highest measured maximum output power channel. For configurations with the same specified or measured maximum output power, additional transmission mode and test channel selection procedures are required. SAR test reduction for subsequent highest output test channels is determined according to *reported* SAR of the initial test configuration. For next to the ear, hotspot mode and UMC mini-tablet exposure configurations where multiple test positions are required, the initial test position procedure is applied to minimize the number of test positions required for SAR measurement using the initial test configuration transmission mode. For fixed exposure conditions that do not have multiple SAR test positions, SAR is measured in the transmission mode determined by the initial test configuration.

When the *reported* SAR of the initial test configuration is  $> 0.8$  W/kg, SAR measurement is required for subsequent next highest measured output power channel(s) in the initial test configuration until *reported* SAR is  $\leq 1.2$  W/kg or all required channels are tested.

#### 5.1.1.3 Subsequent Test Configuration Procedures

SAR measurement requirements for the remaining 802.11 transmission mode configurations that have not been tested in the initial test configuration are determined separately for each standalone and aggregated frequency band, in each exposure condition, according to the maximum output power specified for production units. The initial test position procedure is applied to next to the ear, UMPC mini-tablet and hotspot mode configurations. When the same maximum output power is specified for multiple transmission modes, additional power measurements may be required to determine if SAR measurements are required for subsequent highest output power channels in a subsequent test configuration. The subsequent test configuration and SAR measurement procedures are described in the following.

- 1) . When SAR test exclusion provisions of KDB Publication 447498 are applicable and SAR measurement is not required for the initial test configuration, SAR is also not required for the next highest maximum output power transmission mode subsequent test configuration(s) in that frequency band or aggregated band and exposure configuration.



Unless otherwise agreed in writing, this document is issued by the Company subject to its General Conditions of Service printed overleaf, available on request or accessible at <http://www.sgs.com/en/Terms-and-Conditions.aspx> and, for electronic format documents, subject to Terms and Conditions for Electronic Documents at <http://www.sgs.com/en/Terms-and-Conditions/Terms-e-Documents.aspx>. Attention is drawn to the limitation of liability, indemnification and jurisdiction issues defined therein. Any holder of this document is advised that information contained herein reflects the Company's findings at the time of its intervention only and within the limits of Client's instructions, if any. The Company's sole responsibility is to its Client and this document does not exonerate parties to a transaction from exercising all their rights and obligations under the transaction documents. This document cannot be reproduced except in full, without prior written approval of the Company. Any unauthorized alteration, forgery or falsification of the content or appearance of this document is unlawful and offenders may be prosecuted to the fullest extent of the law. Unless otherwise stated the results shown in this test report refer only to the sample(s) tested and such sample(s) are retained for 30 days only.  
**Attention: To check the authenticity of testing / inspection report & certificate, please contact us at telephone: (86-755) 8307 1443, or email: CN.Doccheck@sgs.com**

South of No. 6 Plant, No. 1, Runsheng Road, Suzhou Industrial Park, Suzhou Area, China (Jiangsu) Pilot Free Trade Zone 215000  
中国·苏州·中国(江苏)自由贸易试验区苏州片区苏州工业园区润胜路1号6号厂房南楼 邮编: 215000

t (86-512) 62992980 www.sgsgroup.com.cn  
t (86-512) 62992980 sgs.china@sgs.com

- 2) . When the highest *reported* SAR for the initial test configuration (when applicable, include subsequent highest output channels), according to the initial test position or fixed exposure position requirements, is adjusted by the ratio of the subsequent test configuration to initial test configuration specified maximum output power and the adjusted SAR is  $\leq 1.2$  W/kg, SAR is not required for that subsequent test configuration.
- 3) . The number of channels in the initial test configuration and subsequent test configuration can be different due to differences in channel bandwidth. When SAR measurement is required for a subsequent test configuration and the channel bandwidth is smaller than that in the initial test configuration, all channels in the subsequent test configuration that overlap with the larger bandwidth channel tested in the initial test configuration should be used to determine the highest maximum output power channel. This step requires additional power measurement to identify the highest maximum output power channel in the subsequent test configuration to determine SAR test reduction.
  - a) SAR should first be measured for the channel with highest measured output power in the subsequent test configuration.
  - b) SAR for subsequent highest measured maximum output power channels in the subsequent test configuration is required only when the *reported* SAR of the preceding higher maximum output power channel(s) in the subsequent test configuration is  $> 1.2$  W/kg or until all required channels are tested. i) For channels with the same measured maximum output power, SAR should be measured using the channel closest to the center frequency of the larger channel bandwidth channel in the initial test configuration.
- 4) . SAR measurements for the remaining highest specified maximum output power OFDM transmission mode configurations that have not been tested in the initial test configuration (highest maximum output) or subsequent test configuration(s) (subsequent next highest maximum output power) is determined by recursively applying the subsequent test configuration procedures in this section to the remaining configurations according to the following:
  - a) replace "subsequent test configuration" with "next subsequent test configuration" (i.e., subsequent next highest specified maximum output power configuration)
  - b) replace "initial test configuration" with "all tested higher output power configurations"

#### 5.1.1.4 2.4 GHz SAR Procedures

Separate SAR procedures are applied to DSSS and OFDM configurations in the 2.4 GHz band to simplify DSSS test requirements. For 802.11b DSSS SAR measurements, DSSS SAR procedure applies to fixed exposure test position and initial test position procedure applies to multiple exposure test positions. When SAR measurement is required for an OFDM configuration, the initial test configuration, subsequent test configuration and initial test position procedures are applied. The SAR test exclusion requirements for 802.11g/n OFDM configurations are described in following.

##### • 802.11b DSSS SAR Test Requirements

SAR is measured for 2.4 GHz 802.11b DSSS using either a fixed test position or, when applicable, the initial test position procedure. SAR test reduction is determined according to the following:

- 1) . When the reported SAR of the highest measured maximum output power channel for the exposure configuration is  $\leq 0.8$  W/kg, no further SAR testing is required for 802.11b DSSS in that exposure configuration.
- 2) . When the reported SAR is  $> 0.8$  W/kg, SAR is required for that exposure configuration using the next highest measured output power channel. When any reported SAR is  $> 1.2$  W/kg, SAR is required for the third channel; i.e., all channels require testing.

##### • 2.4 GHz 802.11g/n OFDM SAR Test Exclusion Requirements

When SAR measurement is required for 2.4 GHz 802.11g/n OFDM configurations, the measurement and test reduction procedures for OFDM are applied (section 5.3, including sub-sections). SAR is not required for the following 2.4 GHz OFDM conditions.

- 1) . When KDB Publication 447498 SAR test exclusion applies to the OFDM configuration.
- 2) . When the highest reported SAR for DSSS is adjusted by the ratio of OFDM to DSSS specified maximum output power and the adjusted SAR is  $\leq 1.2$  W/kg.



Unless otherwise agreed in writing, this document is issued by the Company subject to its General Conditions of Service printed overleaf, available on request or accessible at <http://www.sgs.com/en/Terms-and-Conditions.aspx> and, for electronic format documents, subject to Terms and Conditions for Electronic Documents at <http://www.sgs.com/en/Terms-and-Conditions/Terms-e-Document.aspx>. Attention is drawn to the limitation of liability, indemnification and jurisdiction issues defined therein. Any holder of this document is advised that information contained hereon reflects the Company's findings at the time of its intervention only and within the limits of Client's instructions, if any. The Company's sole responsibility is to its Client and this document does not exonerate parties to a transaction from exercising all their rights and obligations under the transaction documents. This document cannot be reproduced except in full, without prior written approval of the Company. Any unauthorized alteration, forgery or falsification of the content or appearance of this document is unlawful and offenders may be prosecuted to the fullest extent of the law. Unless otherwise stated the results shown in this test report refer only to the sample(s) tested and such sample(s) are retained for 30 days only.  
**Attention: To check the authenticity of testing /inspection report & certificate, please contact us at telephone: (86-755) 8307 1443, or email: CN.Doccheck@sgs.com**

South of No. 6 Plant, No. 1, Runsheng Road, Suzhou Industrial Park, Suzhou Area, China (Jiangsu) Pilot Free Trade Zone 215000  
中国·苏州·中国（江苏）自由贸易试验区苏州片区苏州工业园区润胜路1号6号厂房南楼 邮编: 215000

t (86-512) 62992980 www.sgs.com.cn  
t (86-512) 62992980 sgs.china@sgs.com



### 5.1.1.5 WiFi 5G SAR Test Procedures

#### 5.1.1.5.1 U-NII-1 and U-NII-2A Bands

For devices that operate in only one of the U-NII-1 and U-NII-2A bands, the normally required SAR procedures for OFDM configurations are applied. For devices that operate in both U-NII bands using the same transmitter and antenna(s), SAR test reduction is determined according to the following:

- 1) When the same maximum output power is specified for both bands, begin SAR measurement in U-NII-2A band by applying the OFDM SAR requirements. If the highest *reported* SAR for a test configuration is  $\leq 1.2$  W/kg, SAR is not required for U-NII-1 band for that configuration (802.11 mode and exposure condition); otherwise, both bands are tested independently for SAR.
- 2) When different maximum output power is specified for the bands, begin SAR measurement in the band with higher specified maximum output power. The highest *reported* SAR for the tested configuration is adjusted by the ratio of lower to higher specified maximum output power for the two bands. When the adjusted SAR is  $\leq 1.2$  W/kg, SAR is not required for the band with lower maximum output power in that test configuration; otherwise, both bands are tested independently for SAR.
- 3) The two U-NII bands may be aggregated to support a 160 MHz channel on channel number 50. Without additional testing, the maximum output power for this is limited to the lower of the maximum output power certified for the two bands. When SAR measurement is required for at least one of the bands and the highest *reported* SAR adjusted by the ratio of specified maximum output power of aggregated to standalone band is  $> 1.2$  W/kg, SAR is required for the 160 MHz channel. This procedure does not apply to an aggregated band with maximum output higher than the standalone band(s); the aggregated band must be tested independently for SAR. SAR is not required when the 160 MHz channel is operating at a reduced maximum power and also qualifies for SAR test exclusion.

#### 5.1.1.5.2 U-NII-2C and U-NII-3 Bands

The frequency range covered by these bands is 380 MHz (5.47 – 5.85 GHz), which requires a minimum of at least two SAR probe calibration frequency points to support SAR measurements. when Terminal Doppler Weather Radar (TDWR) restriction applies, all channels that operate at 5.60 – 5.65 GHz must be included to apply the SAR test reduction and measurement procedures.

When the same transmitter and antenna(s) are used for U-NII-2C band and U-NII-3 band or 5.8 GHz band of §15.247, the bands may be aggregated to enable additional channels with 20, 40 or 80 MHz bandwidth to span across the band gap, as illustrated in Appendix B. The maximum output power for the additional band gap channels is limited to the lower of those certified for the bands. Unless band gap channels are permanently disabled, they must be considered for SAR testing. The frequency range covered by these bands is 380 MHz (5.47 – 5.85 GHz), which requires a minimum of at least two SAR probe calibration frequency points to support SAR measurements. To maintain SAR measurement accuracy and to facilitate test reduction, the channels in U-NII-2C band above 5.65 GHz may be grouped with the 5.8 GHz channels in U-NII-3 or §15.247 band to enable two SAR probe calibration frequency points to cover the bands, including the band gap channels. When band gap channels are supported and the bands are not aggregated for SAR testing, band gap channels must be considered independently in each band according to the normally required OFDM SAR measurement and probe calibration frequency points requirements.



Unless otherwise agreed in writing, this document is issued by the Company subject to its General Conditions of Service printed overleaf, available on request or accessible at <http://www.sgs.com/en/Terms-and-Conditions.aspx> and, for electronic format documents, subject to Terms and Conditions for Electronic Documents at <http://www.sgs.com/en/Terms-and-Conditions/Terms-e-Documents.aspx>. Attention is drawn to the limitation of liability, indemnification and jurisdiction issues defined therein. Any holder of this document is advised that information contained hereon reflects the Company's findings at the time of its intervention only and within the limits of Client's instructions, if any. The Company's sole responsibility is to its Client and this document does not exonerate parties to a transaction from exercising all their rights and obligations under the transaction documents. This document cannot be reproduced except in full, without prior written approval of the Company. Any unauthorized alteration, forgery or falsification of the content or appearance of this document is unlawful and offenders may be prosecuted to the fullest extent of the law. Unless otherwise stated the results shown in this test report refer only to the sample(s) tested and such sample(s) are retained for 30 days only.  
**Attention: To check the authenticity of testing / inspection report & certificate, please contact us at telephone: (86-755) 8307 1443, or email: CN.Doccheck@sgs.com**

South of No. 6 Plant, No. 1, Runsheng Road, Suzhou Industrial Park, Suzhou Area, China (Jiangsu) Pilot Free Trade Zone 215000  
中国·苏州·中国(江苏)自由贸易试验区苏州片区苏州工业园区润胜路1号6号厂房南楼 邮编: 215000

t (86-512) 62992980 www.sgsgroup.com.cn  
t (86-512) 62992980 sgs.china@sgs.com

#### 5.1.1.5.3 OFDM Transmission Mode SAR Test Configuration and Channel Selection Requirements

The initial test configuration for 5 GHz OFDM transmission modes is determined by the 802.11 configuration with the highest maximum output power specified for production units, including tune-up tolerance, in each standalone and aggregated frequency band. SAR for the initial test configuration is measured using the highest maximum output power channel determined by the default power measurement procedures. When multiple configurations in a frequency band have the same specified maximum output power, the initial test configuration is determined according to the following steps applied sequentially.

- 1) The largest channel bandwidth configuration is selected among the multiple configurations with the same specified maximum output power.
- 2) If multiple configurations have the same specified maximum output power and largest channel bandwidth, the lowest order modulation among the largest channel bandwidth configurations is selected.
- 3) If multiple configurations have the same specified maximum output power, largest channel bandwidth and lowest order modulation, the lowest data rate configuration among these configurations is selected.
- 4) When multiple transmission modes (802.11a/g/n/ac) have the same specified maximum output power, largest channel bandwidth, lowest order modulation and lowest data rate, the lowest order 802.11 mode is selected; i.e., 802.11a is chosen over 802.11n then 802.11ac or 802.11g is chosen over 802.11n. After an initial test configuration is determined, if multiple test channels have the same measured maximum output power, the channel chosen for SAR measurement is determined according to the following. These channel selection procedures apply to both the initial test configuration and subsequent test configuration(s), with respect to the default power measurement procedures or additional power measurements required for further SAR test reduction. The same procedures also apply to subsequent highest output power channel(s) selection.
  - The channel closest to mid-band frequency is selected for SAR measurement.
  - For channels with equal separation from mid-band frequency; for example, high and low channels or two mid-band channels, the higher frequency (number) channel is selected for SAR measurement.

#### 5.1.1.5.4 SAR Test Requirements for OFDM configurations

When SAR measurement is required for 802.11 a/n/ac OFDM configurations, each standalone and frequency aggregated band is considered separately for SAR test reduction. When the same transmitter and antenna(s) are used for U-NII-1 and U-NII-2A bands, additional SAR test reduction applies. When band gap channels between U-NII-2C band and 5.8 GHz U-NII-3 or §15.247 band are supported, the highest maximum output power transmission mode configuration and maximum output power channel across the bands must be used to determine SAR test reduction, according to the initial test configuration and subsequent test configuration requirements. In applying the initial test configuration and subsequent test configuration procedures, the 802.11 transmission configuration with the highest specified maximum output power and the channel within a test configuration with the highest measured maximum output power should be clearly distinguished to apply the procedures.



Unless otherwise agreed in writing, this document is issued by the Company subject to its General Conditions of Service printed overleaf, available on request or accessible at <http://www.sgs.com/en/Terms-and-Conditions.aspx> and, for electronic format documents, subject to Terms and Conditions for Electronic Documents at <http://www.sgs.com/en/Terms-and-Conditions/Terms-e-Document.aspx>. Attention is drawn to the limitation of liability, indemnification and jurisdiction issues defined therein. Any holder of this document is advised that information contained hereon reflects the Company's findings at the time of its intervention only and within the limits of Client's instructions, if any. The Company's sole responsibility is to its Client and this document does not exonerate parties to a transaction from exercising all their rights and obligations under the transaction documents. This document cannot be reproduced except in full, without prior written approval of the Company. Any unauthorized alteration, forgery or falsification of the content or appearance of this document is unlawful and offenders may be prosecuted to the fullest extent of the law. Unless otherwise stated the results shown in this test report refer only to the sample(s) tested and such sample(s) are retained for 30 days only.

**Attention: To check the authenticity of testing / inspection report & certificate, please contact us at telephone: (86-755) 8307 1443, or email: CN.Doccheck@sgs.com**

South of No. 6 Plant, No. 1, Runsheng Road, Suzhou Industrial Park, Suzhou Area, China (Jiangsu) Pilot Free Trade Zone 215000  
中国·苏州·中国(江苏)自由贸易试验区苏州片区苏州工业园区润胜路1号6号厂房南楼 邮编: 215000

t (86-512) 62992980 www.sgs.com  
t (86-512) 62992980 sgs.china@sgs.com

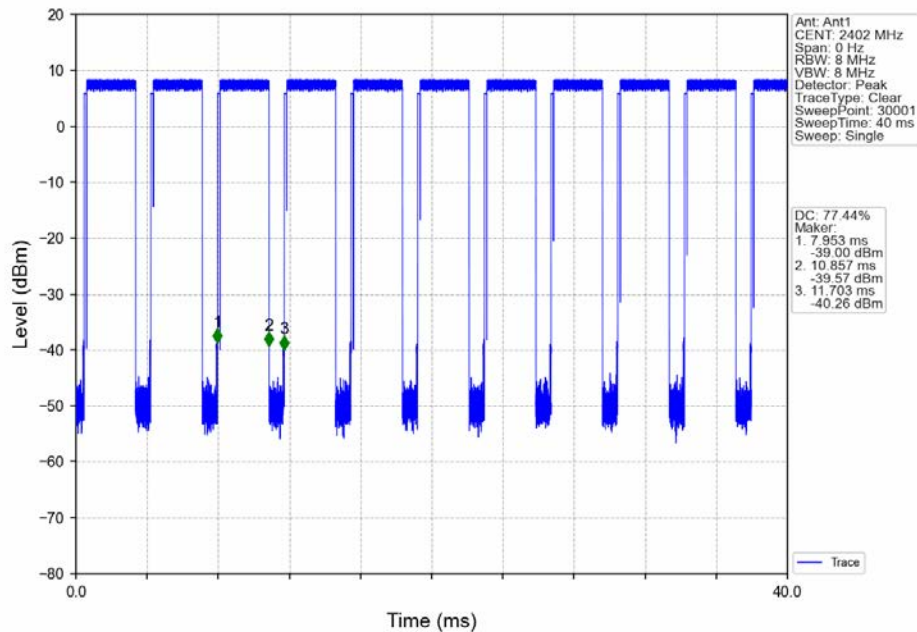


## 5.1.2 Bluetooth Test Configuration

For the Bluetooth SAR tests, a communication link is set up with the test mode software for BT mode test. Bluetooth USES frequency hopping technology to divide the transmitted data into packets and transmit the packets respectively through 79 designated Bluetooth channels, 1MHz Bandwidth, frequency hops at 1600 hops/second per the Bluetooth standard. The Radio Frequency Channel Number (RFCN) is allocated to 0, 39 and 78 respectively in the case of 2402~2480 MHz during the test at each test frequency channel, the EUT is operated at the RF continuous emission mode.

### 5.1.2.1 Duty cycle

Bluetooth duty cycle: 77.44%



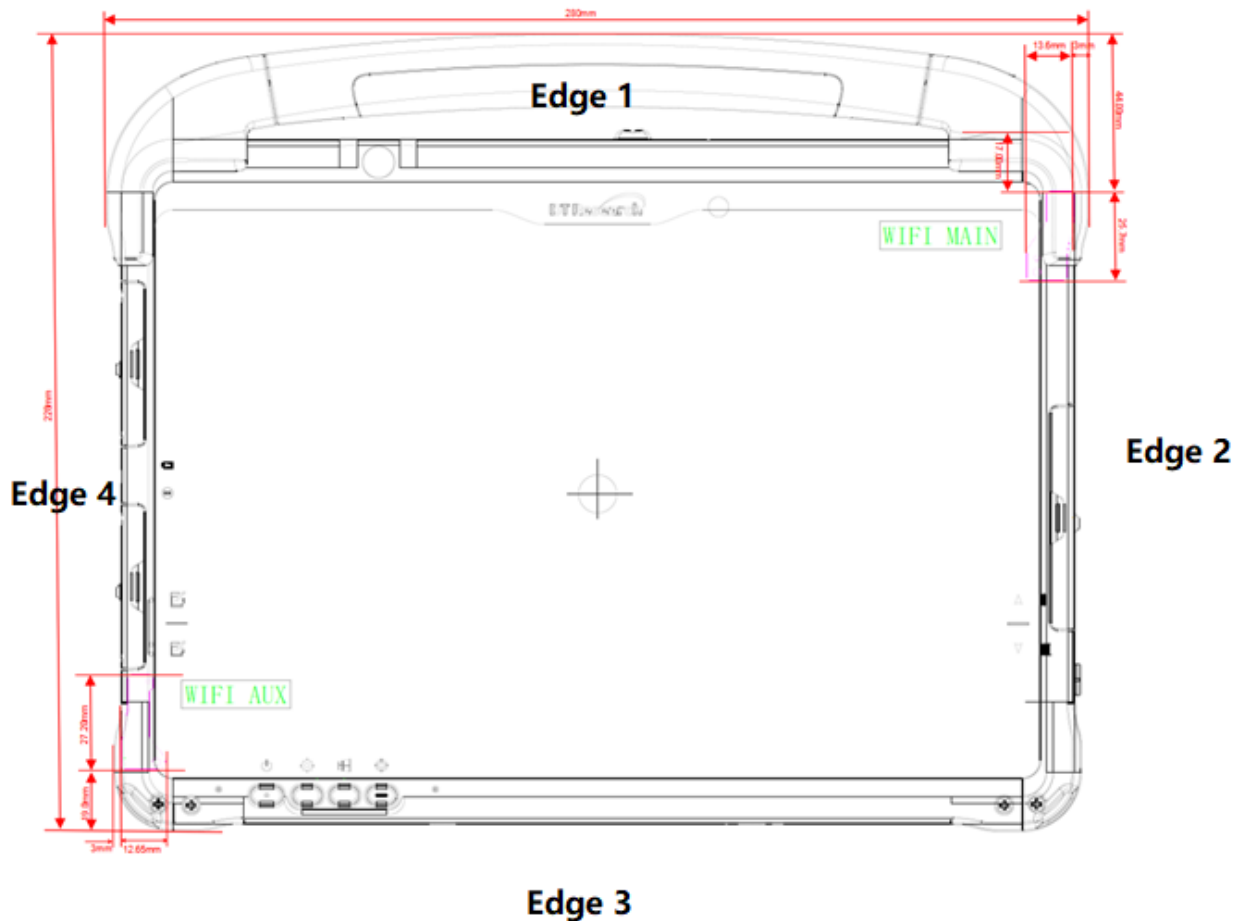
Unless otherwise agreed in writing, this document is issued by the Company subject to its General Conditions of Service printed overleaf, available on request or accessible at <http://www.sgs.com/en/Terms-and-Conditions.aspx> and, for electronic format documents, subject to Terms and Conditions for Electronic Documents at <http://www.sgs.com/en/Terms-and-Conditions.aspx>. Attention is drawn to the limitation of liability, indemnification and jurisdiction issues defined therein. Any holder of this document is advised that information contained hereon reflects the Company's findings at the time of its intervention only and within the limits of Client's instructions, if any. The Company's sole responsibility is to its Client and this document does not exonerate parties to a transaction from exercising all their rights and obligations under the transaction documents. This document cannot be reproduced except in full, without prior written approval of the Company. Any unauthorized alteration, forgery or falsification of the content or appearance of this document is unlawful and offenders may be prosecuted to the fullest extent of the law. Unless otherwise stated the results shown in this test report refer only to the sample(s) tested and such sample(s) are retained for 30 days only.

Attention: To check the authenticity of testing /inspection report & certificate, please contact us at telephone: (86-755) 8307 1443, or email: [CN.Doccheck@sgs.com](mailto:CN.Doccheck@sgs.com)

South of No. 6 Plant, No. 1, Runsheng Road, Suzhou Industrial Park, Suzhou Area, China (Jiangsu) Pilot Free Trade Zone 215000  
中国·苏州·中国(江苏)自由贸易试验区苏州片区苏州工业园区润胜路1号6号厂房南面 邮编: 215000

t (86-512) 62992980 www.sgsgroup.com.cn  
t (86-512) 62992980 sgs.china@sgs.com

### 5.1.3 DUT Antenna Locations(Front View)



Note:

Per KDB 616217, the diagonal length is > 200mm, the device is considered a “tablet” device and needed to test 0mm 1-g body SAR.

**5.1.4 EUT side for SAR Testing**• **Stand-alone SAR test evaluation**

1. Maximum power is the source-based time-average power and represents the maximum RF output power among production units
  2. Per KDB 447498 D04, for larger devices, the test separation distance of adjacent edge configuration is determined by the closest separation between the antenna and the user.
  3. Per KDB 447498 D04, standalone SAR test exclusion threshold is applied; If the distance of the antenna to the user is < 5mm, 5mm is used to determine SAR exclusion threshold
  4. Per KDB 447498 D04, the 1-g and 10-g SAR test exclusion thresholds for 300 MHz to 6 GHz
- This method shall only be used at separation distances from 0.5 cm to 40 cm and at frequencies from 0.3 GHz to 6 GHz (inclusive).  $P_{th}$  is given by Formula (B.2).

$$P_{th} \text{ (mW)} = ERP_{20 \text{ cm}} \text{ (mW)} = \begin{cases} 2040f & 0.3 \text{ GHz} \leq f < 1.5 \text{ GHz} \\ 3060 & 1.5 \text{ GHz} \leq f \leq 6 \text{ GHz} \end{cases} \quad (\text{B.1})$$

$$P_{th} \text{ (mW)} = \begin{cases} ERP_{20 \text{ cm}} (d/20 \text{ cm})^x & d \leq 20 \text{ cm} \\ ERP_{20 \text{ cm}} & 20 \text{ cm} < d \leq 40 \text{ cm} \end{cases} \quad (\text{B.2})$$

where

$$x = -\log_{10} \left( \frac{60}{ERP_{20 \text{ cm}} \sqrt{f}} \right)$$

and  $f$  is in GHz,  $d$  is the separation distance (cm), and  $ERP_{20 \text{ cm}}$  is per Formula (B.1).

The example values shown in Table B.2 are for illustration only.

Table B.2—Example Power Thresholds (mW)

| Frequency (MHz) | Distance (mm) |    |    |     |     |     |     |     |     |     |
|-----------------|---------------|----|----|-----|-----|-----|-----|-----|-----|-----|
|                 | 5             | 10 | 15 | 20  | 25  | 30  | 35  | 40  | 45  | 50  |
| 300             | 39            | 65 | 88 | 110 | 129 | 148 | 166 | 184 | 201 | 217 |
| 450             | 22            | 44 | 67 | 89  | 112 | 135 | 158 | 180 | 203 | 226 |
| 835             | 9             | 25 | 44 | 66  | 90  | 116 | 145 | 175 | 207 | 240 |
| 1900            | 3             | 12 | 26 | 44  | 66  | 92  | 122 | 157 | 195 | 236 |
| 2450            | 3             | 10 | 22 | 38  | 59  | 83  | 111 | 143 | 179 | 219 |
| 3600            | 2             | 8  | 18 | 32  | 49  | 71  | 96  | 125 | 158 | 195 |
| 5800            | 1             | 6  | 14 | 25  | 40  | 58  | 80  | 106 | 136 | 169 |

5. when 10-g extremity SAR applies, SAR test exemption may be considered by applying a factor of 2.5



Unless otherwise agreed in writing, this document is issued by the Company subject to its General Conditions of Service printed overleaf, available on request or accessible at <http://www.sgs.com/en/Terms-and-Conditions.aspx> and, for electronic format documents, subject to Terms and Conditions for Electronic Documents at <http://www.sgs.com/en/Terms-and-Conditions/Terms-e-Document.aspx>. Attention is drawn to the limitation of liability, indemnification and jurisdiction issues defined therein. Any holder of this document is advised that information contained hereon reflects the Company's findings only at the time of its intervention only and within the limits of Client's instructions, if any. The Company's sole responsibility is to its Client and this document does not exonerate parties to a transaction from exercising all their rights and obligations under the transaction documents. This document cannot be reproduced except in full, without prior written approval of the Company. Any unauthorized alteration, forgery or falsification of the content or appearance of this document is unlawful and offenders may be prosecuted to the fullest extent of the law. Unless otherwise stated the results shown in this test report refer only to the sample(s) tested and such sample(s) are retained for 30 days only.  
Attention: To check the authenticity of testing / inspection report & certificate, please contact us at telephone: (86-755) 8307 1443, or email: [CN.Doccheck@sgs.com](mailto:CN.Doccheck@sgs.com)

South of No. 6 Plant, No. 1, Runsheng Road, Suzhou Industrial Park, Suzhou Area, China (Jiangsu) Pilot Free Trade Zone 215000  
中国·苏州·中国(江苏)自由贸易试验区苏州片区苏州工业园区润胜路1号6号厂房南楼 邮编: 215000

t (86-512) 62992980 www.sgs.com.cn  
t (86-512) 62992980 sgs.china@sgs.com

to the SAR-based exemption thresholds.

## Standalone SAR exclusion calculation

| Exposure Position | Wireless Interface      | BT      | WiFi2.4G Ant 1 | WiFi2.4G Ant 2 | WiFi5G Ant 1 | WiFi5G Ant 2 |
|-------------------|-------------------------|---------|----------------|----------------|--------------|--------------|
|                   | Calculated Frequency    | 2480MHz | 2462MHz        | 2462MHz        | 5825MHz      | 5825MHz      |
|                   | Maximum power (dBm)     | 10      | 16             | 16             | 12           | 12           |
|                   | Maximum rated power(mW) | 10      | 40             | 40             | 16           | 16           |
| Back side         | Separation distance(mm) | 5       | 5              | 5              | 5            | 5            |
|                   | exclusion threshold     | 3       | 3              | 3              | 1            | 1            |
|                   | Testing required?       | Yes     | Yes            | Yes            | Yes          | Yes          |
| Edge 1            | Separation distance(mm) | 181.8   | 181.8          | 17             | 181.8        | 17           |
|                   | exclusion threshold     | 2551.49 | 2551.88        | 28.07          | 2506.75      | 17.70        |
|                   | Testing required?       | No      | No             | Yes            | No           | No           |
| Edge 2            | Separation distance(mm) | 267.4   | 267.4          | 5              | 267.4        | 5            |
|                   | exclusion threshold     | 3060    | 3060           | 3              | 3060         | 3            |
|                   | Testing required?       | No      | No             | Yes            | No           | Yes          |
| Edge 3            | Separation distance(mm) | 19      | 19             | 193.3          | 19           | 193.3        |
|                   | exclusion threshold     | 34.55   | 34.68          | 2867.86        | 22.33        | 2849.64      |
|                   | Testing required?       | No      | Yes            | No             | No           | No           |
| Edge 4            | Separation distance(mm) | 5       | 5              | 263.4          | 5            | 263.4        |
|                   | exclusion threshold     | 3       | 3              | 3060           | 3            | 3060         |
|                   | Testing required?       | Yes     | Yes            | No             | Yes          | No           |

According to the table above, the standalone test configurations required for this device are as below:

| Test configurations | WiFi 2.4G Ant1 | WiFi 2.4G Ant2 | WiFi 5G Ant1 | WiFi 5G Ant2 | BT  |
|---------------------|----------------|----------------|--------------|--------------|-----|
| Back side           | Yes            | Yes            | Yes          | Yes          | Yes |
| Edge 1              | No             | Yes            | No           | No           | No  |
| Edge 2              | No             | Yes            | No           | Yes          | No  |
| Edge 3              | Yes            | No             | No           | No           | No  |
| Edge 4              | Yes            | No             | Yes          | No           | Yes |



Unless otherwise agreed in writing, this document is issued by the Company subject to its General Conditions of Service printed overleaf, available on request or accessible at <http://www.sgs.com/en/Terms-and-Conditions.aspx> and, for electronic format documents, subject to Terms and Conditions for Electronic Documents at <http://www.sgs.com/en/Terms-and-Conditions/Terms-e-Documents.aspx>. Attention is drawn to the limitation of liability, indemnification and jurisdiction issues defined therein. Any holder of this document is advised that information contained hereon reflects the Company's findings at the time of its intervention only and within the limits of Client's instructions, if any. The Company's sole responsibility is to its Client and this document does not exonerate parties to a transaction from exercising all their rights and obligations under the transaction documents. This document cannot be reproduced except in full, without prior written approval of the Company. Any unauthorized alteration, forgery or falsification of the content or appearance of this document is unlawful and offenders may be prosecuted to the fullest extent of the law. Unless otherwise stated the results shown in this test report refer only to the sample(s) tested and such sample(s) are retained for 30 days only.

Attention: To check the authenticity of testing /inspection report & certificate, please contact us at telephone: (86-755) 8307 1443, or email: [CN.Doccheck@sgs.com](mailto:CN.Doccheck@sgs.com)

South of No. 6 Plant, No. 1, Runsheng Road, Suzhou Industrial Park, Suzhou Area, China (Jiangsu) Pilot Free Trade Zone 215000  
中国·苏州·中国（江苏）自由贸易试验区苏州片区苏州工业园区润胜路1号6号厂房南楼 邮编：215000

t (86-512) 62992980 www.sgsgroup.com.cn  
t (86-512) 62992980 sgs.china@sgs.com



## 5.2 Measurement of RF conducted Power

### 5.2.1 Conducted Power of WIFI and BT

| WIFI 2.4GHz     |         |                 |                 |                           |               |                           |               |                          |               |
|-----------------|---------|-----------------|-----------------|---------------------------|---------------|---------------------------|---------------|--------------------------|---------------|
| Mode            | Channel | Frequency (MHz) | Data Rate(Mbps) | Average Power (dBm) Ant 1 | Tune up (dBm) | Average Power (dBm) Ant 2 | Tune up (dBm) | Average Power (dBm) MIMO | Tune up (dBm) |
| 802.11b         | 1       | 2412            | 1               | 15.58                     | 16.0          | 14.96                     | 16.0          | N/A                      |               |
|                 | 6       | 2437            |                 | 15.17                     | 16.0          | 15.03                     | 16.0          |                          |               |
|                 | 11      | 2462            |                 | 15.02                     | 16.0          | 14.83                     | 16.0          |                          |               |
|                 | 12      | 2467            |                 | 14.59                     | 15.0          | 14.11                     | 15.0          |                          |               |
|                 | 13      | 2472            |                 | 13.22                     | 15.0          | 13.32                     | 15.0          |                          |               |
| 802.11g         | 1       | 2412            | 6               | 14.04                     | 14.5          | 13.62                     | 14.5          |                          |               |
|                 | 6       | 2437            |                 | 13.96                     | 14.5          | 13.47                     | 14.5          |                          |               |
|                 | 11      | 2462            |                 | 13.55                     | 14.5          | 13.34                     | 14.5          |                          |               |
|                 | 12      | 2467            |                 | 12.97                     | 14.0          | 12.88                     | 14.0          |                          |               |
|                 | 13      | 2472            |                 | 12.53                     | 14.0          | 12.63                     | 14.0          |                          |               |
| 802.11n HT20    | 1       | 2412            | 6.5             | 13.04                     | 13.5          | 12.65                     | 13.5          | 15.86                    | 16.0          |
|                 | 6       | 2437            |                 | 13.02                     | 13.5          | 12.69                     | 13.5          | 15.87                    | 16.0          |
|                 | 11      | 2462            |                 | 12.77                     | 13.5          | 12.49                     | 13.5          | 15.64                    | 16.0          |
|                 | 12      | 2467            |                 | 12.45                     | 13.0          | 12.37                     | 13.0          | 15.42                    | 16.0          |
|                 | 13      | 2472            |                 | 12.16                     | 13.0          | 12.24                     | 13.0          | 15.21                    | 16.0          |
| 802.11n HT40    | 3       | 2422            | 13.5            | 13.31                     | 13.5          | 12.91                     | 13.5          | 16.12                    | 16.5          |
|                 | 6       | 2437            |                 | 13.24                     | 13.5          | 12.84                     | 13.5          | 16.05                    | 16.5          |
|                 | 9       | 2452            |                 | 13.19                     | 13.5          | 12.73                     | 13.5          | 15.98                    | 16.5          |
|                 | 10      | 2457            |                 | 12.61                     | 13.0          | 12.34                     | 13.0          | 15.49                    | 16.0          |
|                 | 11      | 2462            |                 | 11.35                     | 13.0          | 11.91                     | 13.0          | 14.65                    | 16.0          |
| 802.11ax/20 HE0 | 1       | 2412            | HE0             | 13.13                     | 13.5          | 12.62                     | 13.5          | 15.89                    | 16.0          |
|                 | 6       | 2437            |                 | 13.11                     | 13.5          | 12.60                     | 13.5          | 15.87                    | 16.0          |
|                 | 11      | 2462            |                 | 12.94                     | 13.5          | 12.11                     | 13.5          | 15.56                    | 16.0          |
|                 | 12      | 2467            |                 | 12.45                     | 13.0          | 11.36                     | 13.0          | 14.95                    | 16.0          |
|                 | 13      | 2472            |                 | 11.68                     | 13.0          | 11.26                     | 13.0          | 14.49                    | 16.0          |
| 802.11ax/40 HE0 | 3       | 2422            | HE0             | 13.29                     | 13.5          | 12.46                     | 13.5          | 15.91                    | 16.5          |
|                 | 6       | 2437            |                 | 13.22                     | 13.5          | 12.37                     | 13.5          | 15.83                    | 16.5          |
|                 | 9       | 2452            |                 | 12.49                     | 13.5          | 12.28                     | 13.5          | 15.40                    | 16.5          |
|                 | 10      | 2457            |                 | 12.51                     | 13.0          | 12.17                     | 13.0          | 15.35                    | 16.0          |
|                 | 11      | 2462            |                 | 11.14                     | 13.0          | 11.69                     | 13.0          | 14.43                    | 16.0          |

| WIFI 5GHz |          |         |           |           |               |               |               |               |               |               |
|-----------|----------|---------|-----------|-----------|---------------|---------------|---------------|---------------|---------------|---------------|
| 5GHz      | mode     | Channel | Frequency | Data Rate | Average Power | Tune up (dBm) | Average Power | Tune up (dBm) | Average Power | Tune up (dBm) |
|           |          |         | (MHz)     | (Mbps)    | (dBm)         |               | (dBm)         |               | (dBm)         |               |
|           |          |         |           |           | Ant 1         |               | Ant 2         |               | MIMO          |               |
| 802.11a   | U-NII-1  | 36      | 5180      | 6         | 11            | 11.5          | 10.73         | 11.5          | N/A           |               |
|           |          | 44      | 5220      |           | 10.97         | 11.5          | 10.71         | 11.5          |               |               |
|           |          | 48      | 5240      |           | 10.92         | 11.5          | 10.72         | 11.5          |               |               |
|           | U-NII-2A | 52      | 5260      |           | 10.84         | 11.5          | 10.67         | 11.5          |               |               |
|           |          | 60      | 5300      |           | 10.81         | 11.5          | 10.8          | 11.5          |               |               |
|           |          | 64      | 5320      |           | 10.57         | 11.5          | 10.65         | 11.5          |               |               |
|           | U-NII-2C | 100     | 5500      |           | 10.72         | 11.5          | 10.35         | 11.5          |               |               |
|           |          | 116     | 5580      |           | 10.85         | 11.5          | 10.43         | 11.5          |               |               |
|           |          | 140     | 5700      |           | 10.44         | 11.5          | 10.01         | 11.5          |               |               |
|           | U-NII-3  | 149     | 5745      |           | 6.64          | 7             | 5.76          | 6             |               |               |



Unless otherwise agreed in writing, this document is issued by the Company subject to its General Conditions of Service printed overleaf, available on request or accessible at <http://www.sgs.com/en/Terms-and-Conditions.aspx> and, for electronic format documents, subject to Terms and Conditions for Electronic Documents at <http://www.sgs.com/en/Terms-and-Conditions/Terms-e-Documents.aspx>. Attention is drawn to the limitation of liability, indemnification and jurisdiction issues defined therein. Any holder of this document is advised that information contained hereon reflects the Company's findings only at the time of its intervention only and within the limits of Client's instructions, if any. The Company's sole responsibility is to its Client and this document does not exonerate parties to a transaction from exercising all their rights and obligations under the transaction documents. This document cannot be reproduced except in full, without prior written approval of the Company. Any unauthorized alteration, forgery or falsification of the content or appearance of this document is unlawful and offenders may be prosecuted to the fullest extent of the law. Unless otherwise stated the results shown in this test report refer only to the sample(s) tested and such sample(s) are retained for 30 days only.

Attention: To check the authenticity of testing /inspection report & certificate, please contact us at telephone: (86-755) 8307 1443, or email: CN.Doccheck@sgs.com

South of No. 6 Plant, No. 1, Runsheng Road, Suzhou Industrial Park, Suzhou Area, China (Jiangsu) Pilot Free Trade Zone 215000  
中国·苏州·中国(江苏)自由贸易试验区苏州片区苏州工业园区润胜路1号6号厂房南楼 邮编: 215000

t (86-512) 62992980 www.sgs.com.cn  
t (86-512) 62992980 sgs.china@sgs.com



|                |          | 157     | 5785               |                     | 6.59                            | 7                | 5.81                            | 6                |                                |                  |
|----------------|----------|---------|--------------------|---------------------|---------------------------------|------------------|---------------------------------|------------------|--------------------------------|------------------|
|                |          | 165     | 5825               |                     | 6.51                            | 7                | 5.63                            | 6                |                                |                  |
| 5GHz           | mode     | Channel | Frequency<br>(MHz) | Data Rate<br>(Mbps) | Average Power<br>(dBm)<br>Ant 1 | Tune up<br>(dBm) | Average Power<br>(dBm)<br>Ant 2 | Tune up<br>(dBm) | Average Power<br>(dBm)<br>MIMO | Tune up<br>(dBm) |
| 802.11n20-HT0  | U-NII-1  | 36      | 5180               | HT0                 | 11.43                           | 12               | 11.28                           | 12               | 14.37                          | 14.5             |
|                |          | 44      | 5220               |                     | 11.3                            | 12               | 10.99                           | 12               | 14.16                          | 14.5             |
|                |          | 48      | 5240               |                     | 11.13                           | 12               | 10.83                           | 12               | 13.99                          | 14.5             |
|                | U-NII-2A | 52      | 5260               |                     | 10.95                           | 12               | 10.81                           | 12               | 13.89                          | 14.5             |
|                |          | 60      | 5300               |                     | 10.89                           | 12               | 10.87                           | 12               | 13.89                          | 14.5             |
|                |          | 64      | 5320               |                     | 10.98                           | 12               | 11.07                           | 12               | 14.04                          | 14.5             |
|                | U-NII-2C | 100     | 5500               |                     | 11.15                           | 12               | 10.09                           | 12               | 13.66                          | 14.5             |
|                |          | 116     | 5580               |                     | 10.82                           | 12               | 10.36                           | 12               | 13.61                          | 14.5             |
|                |          | 140     | 5700               |                     | 10.78                           | 12               | 10.51                           | 12               | 13.66                          | 14.5             |
|                | U-NII-3  | 149     | 5745               |                     | 6.97                            | 7.5              | 5.96                            | 6.5              | 9.5                            | 10               |
|                |          | 157     | 5785               |                     | 7.11                            | 7.5              | 6.32                            | 6.5              | 9.74                           | 10               |
|                |          | 165     | 5825               |                     | 6.52                            | 7.5              | 5.47                            | 6.5              | 9.04                           | 10               |
| 5GHz           | mode     | Channel | Frequency<br>(MHz) | Data Rate<br>(Mbps) | Average Power<br>(dBm)<br>Ant 1 | Tune up<br>(dBm) | Average Power<br>(dBm)<br>Ant 2 | Tune up<br>(dBm) | Average Power<br>(dBm)<br>MIMO | Tune up<br>(dBm) |
| 802.11n40-HT0  | U-NII-1  | 38      | 5190               | HT0                 | 11.92                           | 12               | 11.91                           | 12               | 14.93                          | 15               |
|                |          | 46      | 5230               |                     | 11.85                           | 12               | 11.89                           | 12               | 14.88                          | 15               |
|                | U-NII-2A | 54      | 5270               |                     | 11.71                           | 12               | 11.88                           | 12               | 14.81                          | 15               |
|                |          | 62      | 5310               |                     | 11.51                           | 12               | 11.55                           | 12               | 14.54                          | 15               |
|                | U-NII-2C | 102     | 5510               |                     | 11.44                           | 12               | 10.55                           | 12               | 14.03                          | 14.5             |
|                |          | 110     | 5550               |                     | 11.27                           | 12               | 10.5                            | 12               | 13.91                          | 14.5             |
|                |          | 134     | 5670               |                     | 11.34                           | 12               | 10.32                           | 12               | 13.87                          | 14.5             |
|                | U-NII-3  | 151     | 5755               |                     | 6.75                            | 7                | 5.2                             | 6                | 9.05                           | 9.5              |
|                |          | 159     | 5795               |                     | 6.93                            | 7                | 5.55                            | 6                | 9.3                            | 9.5              |
| 5GHz           | mode     | Channel | Frequency<br>(MHz) | Data Rate<br>(Mbps) | Average Power<br>(dBm)<br>Ant 1 | Tune up<br>(dBm) | Average Power<br>(dBm)<br>Ant 2 | Tune up<br>(dBm) | Average Power<br>(dBm)<br>MIMO | Tune up<br>(dBm) |
| 802.11ac20-HT0 | U-NII-1  | 36      | 5180               | VHT0                | 11.37                           | 12               | 11.24                           | 12               | 14.32                          | 14.5             |
|                |          | 44      | 5220               |                     | 11.32                           | 12               | 11.07                           | 12               | 14.21                          | 14.5             |
|                |          | 48      | 5240               |                     | 11.14                           | 12               | 10.95                           | 12               | 14.06                          | 14.5             |
|                | U-NII-2A | 52      | 5260               |                     | 11.02                           | 11.5             | 11.1                            | 11.5             | 14.07                          | 14.5             |
|                |          | 60      | 5300               |                     | 10.91                           | 11.5             | 10.83                           | 11.5             | 13.88                          | 14.5             |
|                |          | 64      | 5320               |                     | 10.69                           | 11.5             | 10.81                           | 11.5             | 13.76                          | 14.5             |
|                | U-NII-2C | 100     | 5500               |                     | 10.89                           | 11.5             | 10.86                           | 11.5             | 13.89                          | 14.5             |
|                |          | 116     | 5580               |                     | 10.99                           | 11.5             | 10.56                           | 11.5             | 13.79                          | 14.5             |
|                |          | 140     | 5700               |                     | 10.79                           | 11.5             | 10.26                           | 11.5             | 13.54                          | 14.5             |
|                | U-NII-3  | 149     | 5745               |                     | 6.91                            | 7.5              | 5.95                            | 6.5              | 9.47                           | 9.5              |
|                |          | 157     | 5785               |                     | 7.2                             | 7.5              | 5.34                            | 6.5              | 9.38                           | 9.5              |
|                |          | 165     | 5825               |                     | 6.46                            | 7.5              | 5.41                            | 6.5              | 8.98                           | 9.5              |
| 5GHz           | mode     | Channel | Frequency<br>(MHz) | Data Rate<br>(Mbps) | Average Power<br>(dBm)<br>Ant 1 | Tune up<br>(dBm) | Average Power<br>(dBm)<br>Ant 2 | Tune up<br>(dBm) | Average Power<br>(dBm)<br>MIMO | Tune up<br>(dBm) |
| 802.11ac40-HT0 | U-NII-1  | 38      | 5190               | VHT0                | 11.95                           | 12               | 11.79                           | 12               | 14.88                          | 15               |
|                |          | 46      | 5230               |                     | 10.98                           | 12               | 11.78                           | 12               | 14.41                          | 15               |
|                | U-NII-2A | 54      | 5270               |                     | 10.9                            | 12               | 11.77                           | 12               | 14.37                          | 15               |
|                |          | 62      | 5310               |                     | 11.21                           | 12               | 11.27                           | 12               | 14.25                          | 15               |
|                | U-NII-2C | 102     | 5510               |                     | 11.81                           | 12               | 11.26                           | 12               | 14.55                          | 15               |
|                |          | 110     | 5550               |                     | 11.13                           | 12               | 11.12                           | 12               | 14.14                          | 15               |
|                |          | 134     | 5670               |                     | 11.36                           | 12               | 11.14                           | 12               | 14.26                          | 15               |



Unless otherwise agreed in writing, this document is issued by the Company subject to its General Conditions of Service printed overleaf, available on request or accessible at <http://www.sgs.com/en/Terms-and-Conditions.aspx> and, for electronic format documents, subject to Terms and Conditions for Electronic Documents at <http://www.sgs.com/en/Terms-and-Conditions/Terms-e-Documents.aspx>. Attention is drawn to the limitation of liability, indemnification and jurisdiction issues defined therein. Any holder of this document is advised that information contained hereon reflects the Company's findings at the time of its intervention only and within the limits of Client's instructions, if any. The Company's sole responsibility is to its Client and this document does not exonerate parties to a transaction from exercising all their rights and obligations under the transaction documents. This document cannot be reproduced except in full, without prior written approval of the Company. Any unauthorized alteration, forgery or falsification of the content or appearance of this document is unlawful and offenders may be prosecuted to the fullest extent of the law. Unless otherwise stated the results shown in this test report refer only to the sample(s) tested and such sample(s) are retained for 30 days only.

**Attention: To check the authenticity of testing / inspection report & certificate, please contact us at telephone: (86-755) 8307 1443, or email: CN.Doccheck@sgs.com**

South of No. 6 Plant, No. 1, Runsheng Road, Suzhou Industrial Park, Suzhou Area, China (Jiangsu) Pilot Free Trade Zone 215000  
中国·苏州·中国（江苏）自由贸易试验区苏州片区苏州工业园区润胜路1号6号厂房南楼 邮编：215000

t (86-512) 62992980 www.sgsgroup.com.cn  
t (86-512) 62992980 sgs.china@sgs.com

|                 | U-NII-3  | 151     | 5755               |                     | 6.68                            | 7                | 5.07                            | 6                | 8.96                           | 9.5              |
|-----------------|----------|---------|--------------------|---------------------|---------------------------------|------------------|---------------------------------|------------------|--------------------------------|------------------|
|                 |          | 159     | 5795               |                     | 6.87                            | 7                | 5.52                            | 6                | 9.26                           | 9.5              |
| 5GHz            | mode     | Channel | Frequency<br>(MHz) | Data Rate<br>(Mbps) | Average Power<br>(dBm)<br>Ant 1 | Tune up<br>(dBm) | Average Power<br>(dBm)<br>Ant 2 | Tune up<br>(dBm) | Average Power<br>(dBm)<br>MIMO | Tune up<br>(dBm) |
| 802.11ac80-HT0  | U-NII-1  | 42      | 5210               | VHT0                | 11.99                           | 12               | 11.94                           | 12               | 14.98                          | 15               |
|                 | U-NII-2A | 58      | 5290               |                     | 11.77                           | 12               | 11.57                           | 12               | 14.68                          | 15               |
|                 | U-NII-2C | 106     | 5530               |                     | 11.72                           | 12               | 11.51                           | 12               | 14.63                          | 15               |
|                 | U-NII-3  | 155     | 5775               |                     | 6.69                            | 7                | 6.37                            | 6.5              | 9.54                           | 10               |
| 5GHz            | mode     | Channel | Frequency<br>(MHz) | Data Rate<br>(Mbps) | Average Power<br>(dBm)<br>Ant 1 | Tune up<br>(dBm) | Average Power<br>(dBm)<br>Ant 2 | Tune up<br>(dBm) | Average Power<br>(dBm)<br>MIMO | Tune up<br>(dBm) |
| 802.11ac160-HT0 | U-NII-1  | /       | /                  | VHT0                | /                               | /                | /                               | /                | /                              | /                |
|                 | U-NII-2A | 50      | 5250               |                     | 11.9                            | 12               | 11.96                           | 12               | 14.94                          | 15.5             |
|                 | U-NII-2C | 114     | 5570               |                     | 11.74                           | 12               | 11.56                           | 12               | 14.66                          | 15.5             |
|                 | U-NII-3  | /       | /                  |                     | /                               | /                | /                               | /                | /                              | /                |
| 5GHz            | mode     | Channel | Frequency<br>(MHz) | Data Rate<br>(Mbps) | Average Power<br>(dBm)<br>Ant 1 | Tune up<br>(dBm) | Average Power<br>(dBm)<br>Ant 2 | Tune up<br>(dBm) | Average Power<br>(dBm)<br>MIMO | Tune up<br>(dBm) |
| 802.11ax20      | U-NII-1  | 36      | 5180               | HE0                 | 11.39                           | 12               | 11.18                           | 12               | 14.3                           | 14.5             |
|                 |          | 44      | 5220               |                     | 11.32                           | 12               | 11.21                           | 12               | 14.28                          | 14.5             |
|                 |          | 48      | 5240               |                     | 11.05                           | 12               | 11.09                           | 12               | 14.08                          | 14.5             |
|                 | U-NII-2A | 52      | 5260               |                     | 11.12                           | 12               | 11.13                           | 12               | 14.14                          | 14.5             |
|                 |          | 60      | 5300               |                     | 11.34                           | 12               | 11.17                           | 12               | 14.27                          | 14.5             |
|                 |          | 64      | 5320               |                     | 11.4                            | 12               | 11.22                           | 12               | 14.32                          | 14.5             |
|                 | U-NII-2C | 100     | 5500               |                     | 11.63                           | 12               | 10.87                           | 11.5             | 14.28                          | 14.5             |
|                 |          | 116     | 5580               |                     | 11.25                           | 12               | 10.75                           | 11.5             | 14.02                          | 14.5             |
|                 |          | 140     | 5700               |                     | 11.33                           | 12               | 10.64                           | 11.5             | 14.01                          | 14.5             |
|                 |          | 149     | 5745               |                     | 6.75                            | 7.5              | 5.89                            | 6.5              | 9.35                           | 9.5              |
|                 | U-NII-3  | 157     | 5785               |                     | 6.66                            | 7.5              | 5.5                             | 6.5              | 9.13                           | 9.5              |
|                 |          | 165     | 5825               |                     | 6.51                            | 7.5              | 5.61                            | 6.5              | 9.09                           | 9.5              |
| 5GHz            | mode     | Channel | Frequency<br>(MHz) | Data Rate<br>(Mbps) | Average Power<br>(dBm)<br>Ant 1 | Tune up<br>(dBm) | Average Power<br>(dBm)<br>Ant 2 | Tune up<br>(dBm) | Average Power<br>(dBm)<br>MIMO | Tune up<br>(dBm) |
| 802.11ax40      | U-NII-1  | 38      | 5190               | HE0                 | 11.97                           | 12               | 11.74                           | 12               | 14.87                          | 15               |
|                 |          | 46      | 5230               |                     | 11.77                           | 12               | 11.68                           | 12               | 14.74                          | 15               |
|                 | U-NII-2A | 54      | 5270               |                     | 11.93                           | 12               | 11.54                           | 12               | 14.75                          | 15               |
|                 |          | 62      | 5310               |                     | 11.51                           | 12               | 11.04                           | 12               | 14.29                          | 15               |
|                 | U-NII-2C | 102     | 5510               |                     | 11.62                           | 12               | 10.98                           | 11.5             | 14.32                          | 14.5             |
|                 |          | 110     | 5550               |                     | 11.45                           | 12               | 10.96                           | 11.5             | 14.22                          | 14.5             |
|                 |          | 134     | 5670               |                     | 11.11                           | 12               | 10.81                           | 11.5             | 13.97                          | 14.5             |
|                 | U-NII-3  | 151     | 5755               |                     | 6.9                             | 7                | 5.25                            | 5.5              | 9.16                           | 9.5              |
|                 |          | 159     | 5795               |                     | 6.14                            | 7                | 5.2                             | 5.5              | 8.71                           | 9.5              |
| 5GHz            | mode     | Channel | Frequency<br>(MHz) | Data Rate<br>(Mbps) | Average Power<br>(dBm)<br>Ant 1 | Tune up<br>(dBm) | Average Power<br>(dBm)<br>Ant 2 | Tune up<br>(dBm) | Average Power<br>(dBm)<br>MIMO | Tune up<br>(dBm) |
| 802.11ax80      | U-NII-1  | 42      | 5210               | HE0                 | 11.9                            | 12               | 11.79                           | 12               | 14.86                          | 15               |
|                 | U-NII-2A | 58      | 5290               |                     | 11.68                           | 12               | 11.17                           | 12               | 14.44                          | 15               |
|                 | U-NII-2C | 106     | 5530               |                     | 11.55                           | 12               | 11.15                           | 12               | 14.36                          | 14.5             |
|                 | U-NII-3  | 155     | 5775               |                     | 6.93                            | 7                | 5.36                            | 5.5              | 9.23                           | 9.5              |
| 5GHz            | mode     | Channel | Frequency<br>(MHz) | Data Rate<br>(Mbps) | Average Power<br>(dBm)          | Tune up<br>(dBm) | Average Power<br>(dBm)          | Tune up<br>(dBm) | Average Power<br>(dBm)         | Tune up<br>(dBm) |



Unless otherwise agreed in writing, this document is issued by the Company subject to its General Conditions of Service printed overleaf, available on request or accessible at <http://www.sgs.com/en/Terms-and-Conditions.aspx> and, for electronic format documents, subject to Terms and Conditions for Electronic Documents at <http://www.sgs.com/en/Terms-and-Conditions.aspx>. Attention is drawn to the limitation of liability, indemnification and jurisdiction issues defined therein. Any holder of this document is advised that information contained hereon reflects the Company's findings only and within the limits of its intervention only and within the limits of Client's instructions, if any. The Company's sole responsibility is to its Client and this document does not exonerate parties to a transaction from exercising all their rights and obligations under the transaction documents. This document cannot be reproduced except in full, without prior written approval of the Company. Any unauthorized alteration, forgery or falsification of the content or appearance of this document is unlawful and offenders may be prosecuted to the fullest extent of the law. Unless otherwise stated the results shown in this test report refer only to the sample(s) tested and such sample(s) are retained for 30 days only.

Attention: To check the authenticity of testing / inspection report & certificate, please contact us at telephone: (86-755) 8307 1443, or email: [CN.Doccheck@sgs.com](mailto:CN.Doccheck@sgs.com)

South of No. 6 Plant, No. 1, Runsheng Road, Suzhou Industrial Park, Suzhou Area, China (Jiangsu) Pilot Free Trade Zone 215000  
中国·苏州·中国（江苏）自由贸易试验区苏州片区苏州工业园区润胜路1号6号厂房南楼 邮编：215000

t (86-512) 62992980 www.sgs.com.cn  
t (86-512) 62992980 sgs.china@sgs.com

|             |          |     |      |     | Ant 1 |    | Ant 2 |      | MIMO  |      |
|-------------|----------|-----|------|-----|-------|----|-------|------|-------|------|
| 802.11ax160 | U-NII-1  | /   | /    | HE0 | /     | /  | /     | /    | /     | /    |
|             | U-NII-2A | 50  | 5250 |     | 11.77 | 12 | 11.06 | 12   | 14.44 | 15.5 |
|             | U-NII-2C | 114 | 5570 |     | 11.6  | 12 | 10.46 | 11.5 | 14.08 | 15   |
|             | U-NII-3  | /   | /    |     | /     | /  | /     | /    | /     | /    |

Table 4 : Conducted Power of WIFI.

| BT(Ant1)      |         |                | Average Conducted Power(dBm) | Tune up (dBm) |
|---------------|---------|----------------|------------------------------|---------------|
| Modulation    | Channel | Frequency(MHz) |                              |               |
| GFSK          | 0       | 2402           | 9.58                         | 10.0          |
|               | 39      | 2441           | 9.59                         | 10.0          |
|               | 78      | 2480           | 9.60                         | 10.0          |
| $\pi$ /4DQPSK | 0       | 2402           | 7.87                         | 8.5           |
|               | 39      | 2441           | 8.17                         | 8.5           |
|               | 78      | 2480           | 8.01                         | 8.5           |
| 8DPSK         | 0       | 2402           | 7.83                         | 8.5           |
|               | 39      | 2441           | 8.19                         | 8.5           |
|               | 78      | 2480           | 8.18                         | 8.5           |
| BLE(Ant1)     |         |                | Average Conducted Power(dBm) | Tune up (dBm) |
| Modulation    | Channel | Frequency(MHz) |                              |               |
| GFSK 1M       | 0       | 2402           | 6.04                         | 6.5           |
|               | 19      | 2440           | 5.34                         | 6.5           |
|               | 39      | 2480           | 5.04                         | 6.5           |
| GFSK 2M       | 0       | 2402           | 6.03                         | 6.5           |
|               | 19      | 2440           | 5.33                         | 6.5           |
|               | 39      | 2480           | 5.04                         | 6.5           |

Table 5: Conducted Power of BT.



Unless otherwise agreed in writing, this document is issued by the Company subject to its General Conditions of Service printed overleaf, available on request or accessible at <http://www.sgs.com/en/Terms-and-Conditions.aspx> and, for electronic format documents, subject to Terms and Conditions for Electronic Documents at <http://www.sgs.com/en/Terms-and-Conditions/Terms-e-Documents.aspx>. Attention is drawn to the limitation of liability, indemnification and jurisdiction issues defined therein. Any holder of this document is advised that information contained hereon reflects the Company's findings at the time of its intervention only and within the limits of Client's instructions, if any. The Company's sole responsibility is to its Client and this document does not exonerate parties to a transaction from exercising all their rights and obligations under the transaction documents. This document cannot be reproduced except in full, without prior written approval of the Company. Any unauthorized alteration, forgery or falsification of the content or appearance of this document is unlawful and offenders may be prosecuted to the fullest extent of the law. Unless otherwise stated the results shown in this test report refer only to the sample(s) tested and such sample(s) are retained for 30 days only.

Attention: To check the authenticity of testing / inspection report & certificate, please contact us at telephone: (86-755) 8307 1443, or email: [CN.Doccheck@sgs.com](mailto:CN.Doccheck@sgs.com)

South of No. 6 Plant, No. 1, Runsheng Road, Suzhou Industrial Park, Suzhou Area, China (Jiangsu) Pilot Free Trade Zone 215000  
中国·苏州·中国(江苏)自由贸易试验区苏州片区苏州工业园区润胜路1号6号厂房南楼 邮编: 215000

t (86-512) 62992980 www.sgsgroup.com.cn  
t (86-512) 62992980 sgs.china@sgs.com



## 5.3 Measurement of SAR Data

Note:

- 1) The maximum Variant Scaled SAR value is marked in bold. Graph Results refer to Appendix B
- 2) If the reported (scaled) SAR measured at the middle channel or highest output power channel for each test configuration is  $\leq 0.8$  W/kg then testing at the other channels is not required for such test configuration(s).

### 5.3.1 SAR Result of WIFI 2.4G

| Wi-Fi 2.4G SAR Test Record |           |                |            |                          |                |                  |                      |                    |               |                       |                  |
|----------------------------|-----------|----------------|------------|--------------------------|----------------|------------------|----------------------|--------------------|---------------|-----------------------|------------------|
| Ant1 Test Record           |           |                |            |                          |                |                  |                      |                    |               |                       |                  |
| Test position              | Test mode | Test ch./Freq. | Duty Cycle | Duty Cycle Scaled factor | SAR (W/kg) 1-g | Power drift (dB) | Conducted Power(dBm) | Tune up Limit(dBm) | Scaled factor | Scaled SAR 1-g (W/kg) | Liquid Temp.(°C) |
| Body Test Data (0mm)       |           |                |            |                          |                |                  |                      |                    |               |                       |                  |
| Back side                  | 802.11b   | 1/2412         | 99.45%     | 1.006                    | 0.041          | 0.01             | 15.58                | 16.00              | 1.102         | 0.045                 | 22.7             |
| Edge3                      | 802.11b   | 1/2412         | 99.45%     | 1.006                    | 0.087          | 0.05             | 15.58                | 16.00              | 1.102         | 0.096                 | 22.7             |
| Edge4                      | 802.11b   | 1/2412         | 99.45%     | 1.006                    | 0.689          | -0.07            | 15.58                | 16.00              | 1.102         | <b>0.764</b>          | 22.7             |
| Ant2 Test Record           |           |                |            |                          |                |                  |                      |                    |               |                       |                  |
| Test position              | Test mode | Test ch./Freq. | Duty Cycle | Duty Cycle Scaled factor | SAR (W/kg) 1-g | Power drift (dB) | Conducted Power(dBm) | Tune up Limit(dBm) | Scaled factor | Scaled SAR 1-g (W/kg) | Liquid Temp.(°C) |
| Body Test Data (0mm)       |           |                |            |                          |                |                  |                      |                    |               |                       |                  |
| Back side                  | 802.11b   | 6/2437         | 99.45%     | 1.006                    | 0.072          | 0.07             | 15.03                | 16.00              | 1.250         | 0.091                 | 22.7             |
| Edge1                      | 802.11b   | 6/2437         | 99.45%     | 1.006                    | 0.078          | 0.03             | 15.03                | 16.00              | 1.250         | 0.098                 | 22.7             |
| Edge2                      | 802.11b   | 6/2437         | 99.45%     | 1.006                    | 0.875          | 0.07             | 15.03                | 16.00              | 1.250         | <b>1.101</b>          | 22.7             |
| Edge2 - Back Clip          | 802.11b   | 6/2437         | 99.45%     | 1.006                    | 0.728          | 0.01             | 15.03                | 16.00              | 1.250         | 0.916                 | 22.7             |
| Edge2 - repeat             | 802.11b   | 6/2437         | 99.45%     | 1.006                    | 0.870          | 0.06             | 15.03                | 16.00              | 1.250         | 1.094                 | 22.7             |
| Edge2                      | 802.11b   | 1/2412         | 99.45%     | 1.006                    | 0.856          | 0.05             | 14.96                | 16.00              | 1.271         | 1.094                 | 22.7             |
| Edge2                      | 802.11b   | 11/2462        | 99.45%     | 1.006                    | 0.644          | -0.02            | 14.83                | 16.00              | 1.309         | 0.848                 | 22.7             |
| Edge2                      | 802.11b   | 12/2467        | 99.45%     | 1.006                    | 0.603          | 0.13             | 14.11                | 15.00              | 1.227         | 0.745                 | 22.7             |
| Edge2                      | 802.11b   | 13/2472        | 99.45%     | 1.006                    | 0.525          | 0.11             | 13.32                | 15.00              | 1.472         | 0.778                 | 22.7             |

Table 6: SAR of Body for 2.4G.

Note:

- 1) Per KDB 248227 D01, for Body SAR test of WiFi 2.4G, SAR is measured for 2.4 GHz 802.11b DSSS using the initial test position procedure. As the 802.11b highest reported SAR is smaller than 1.2 W/kg, and the tune-up of the other 802.11 modes are not higher than 802.11b, therefore the adjusted SAR is  $\leq 1.2$  W/kg for other 802.11 modes, SAR test for the other 802.11 modes are not required.

| Test Position | Channel/<br>Frequency | Measured SAR<br>(1g) | 1 <sup>st</sup> Repeated | Ratio      | 2 <sup>nd</sup> Repeated | 3 <sup>rd</sup> Repeated |
|---------------|-----------------------|----------------------|--------------------------|------------|--------------------------|--------------------------|
|               | (MHz)                 |                      | SAR (1g)                 |            | SAR (1g)                 | SAR (1g)                 |
| Edge2         | 6-2437                | 0.875                | 0.870                    | 1.00574713 | N/A                      | N/A                      |

Note: 1) When the original highest measured SAR is  $\geq 0.80$  W/kg, the measurement was repeated once.

2) A second repeated measurement was performed only if the ratio of largest to smallest SAR for the original and first repeated measurements was  $> 1.20$  or when the original or repeated measurement was  $\geq 1.45$  W/kg ( $\sim 10\%$  from the 1-g SAR limit).

3) A third repeated measurement was performed only if the original, first or second repeated measurement was  $\geq 1.5$  W/kg and the ratio of largest to smallest SAR for the original, first and second repeated measurements is  $> 1.20$ .

4) Repeated measurements are not required when the original highest measured SAR is  $< 0.80$  W/kg



Unless otherwise agreed in writing, this document is issued by the Company subject to its General Conditions of Service printed overleaf, available on request or accessible at <http://www.sgs.com/en/Terms-and-Conditions.aspx> and, for electronic format documents, subject to Terms and Conditions for Electronic Documents at <http://www.sgs.com/en/Terms-and-Conditions/Terms-e-Documents.aspx>. Attention is drawn to the limitation of liability, indemnification and jurisdiction issues defined therein. Any holder of this document is advised that information contained hereon reflects the Company's findings only at the time of its intervention only and within the limits of Client's instructions, if any. The Company's sole responsibility is to its Client and this document does not exonerate parties to a transaction from exercising all their rights and obligations under the transaction documents. This document cannot be reproduced except in full, without prior written approval of the Company. Any unauthorized alteration, forgery or falsification of the content or appearance of this document is unlawful and offenders may be prosecuted to the fullest extent of the law. Unless otherwise stated the results shown in this test report refer only to the sample(s) tested and such sample(s) are retained for 30 days only.  
**Attention: To check the authenticity of testing /inspection report & certificate, please contact us at telephone: (86-755) 8307 1443, or email: CN.Doccheck@sgs.com**

South of No. 6 Plant, No. 1, Runsheng Road, Suzhou Industrial Park, Suzhou Area, China (Jiangsu) Pilot Free Trade Zone 215000  
中国·苏州·中国（江苏）自由贸易试验区苏州片区苏州工业园区润胜路1号6号厂房南楼 邮编: 215000

t (86-512) 62992980 www.sgs.com.cn  
t (86-512) 62992980 sgs.china@sgs.com





### 5.3.2 SAR Result of WIFI 5G

| Wi-Fi 5G SAR Test Record                      |               |                |            |                          |                |                  |                      |                    |               |                       |                  |
|---|---------------|----------------|------------|--------------------------|----------------|------------------|----------------------|--------------------|---------------|-----------------------|------------------|
| Ant1 Test Record                              |               |                |            |                          |                |                  |                      |                    |               |                       |                  |
| Test position                                 | Test mode     | Test ch./Freq. | Duty Cycle | Duty Cycle Scaled factor | SAR (W/kg) 1-g | Power drift (dB) | Conducted Power(dBm) | Tune up Limit(dBm) | Scaled factor | Scaled SAR 1-g (W/kg) | Liquid Temp.(°C) |
| Body Test data of U-NII-2A (Separate 0mm)     |               |                |            |                          |                |                  |                      |                    |               |                       |                  |
| Back side                                     | 802.11ac 160M | 50/5250        | 98.80%     | 1.012                    | 0.214          | 0.03             | 11.90                | 12.00              | 1.023         | 0.222                 | 22.6             |
| Edge2   | 802.11ac 160M | 50/5250        | 98.80%     | 1.012                    | 0.000          | 0.00             | 11.90                | 12.00              | 1.023         | 0.000                 | 22.6             |
| Edge4   | 802.11ac 160M | 50/5250        | 98.80%     | 1.012                    | 0.952          | 0.10             | 11.90                | 12.00              | 1.023         | <b>0.986</b>          | 22.6             |
| Body worn Test data of U-NII-2C(Separate 0mm) |               |                |            |                          |                |                  |                      |                    |               |                       |                  |
| Body Test Data (0mm)                          |               |                |            |                          |                |                  |                      |                    |               |                       |                  |
| Back side                                     | 802.11ac 160M | 114/5570       | 98.80%     | 1.012                    | 0.156          | 0.03             | 11.74                | 12.00              | 1.062         | 0.168                 | 22.6             |
| Edge2   | 802.11ac 160M | 114/5570       | 98.80%     | 1.012                    | 0.000          | 0.00             | 11.74                | 12.00              | 1.062         | 0.000                 | 22.6             |
| Edge4   | 802.11ac 160M | 114/5570       | 98.80%     | 1.012                    | 0.954          | -0.09            | 11.74                | 12.00              | 1.062         | <b>1.025</b>          | 22.6             |
| Edge4 - repeat                                | 802.11ac 160M | 114/5570       | 98.80%     | 1.012                    | 0.826          | 0.11             | 11.74                | 12.00              | 1.062         | 0.887                 | 22.6             |
| Body worn Test data of U-NII-3(Separate 0mm)  |               |                |            |                          |                |                  |                      |                    |               |                       |                  |
| Back side                                     | 802.11n HT20  | 157/5785       | 98.81%     | 1.012                    | 0.089          | 0.03             | 7.11                 | 7.50               | 1.094         | 0.099                 | 22.6             |
| Edge2   | 802.11n HT20  | 157/5785       | 98.81%     | 1.012                    | 0.000          | 0.000            | 7.11                 | 7.50               | 1.094         | 0.000                 | 22.6             |
| Edge4   | 802.11n HT20  | 157/5785       | 98.81%     | 1.012                    | 0.679          | -0.11            | 7.11                 | 7.50               | 1.094         | <b>0.752</b>          | 22.6             |
| Ant2 Test Record                              |               |                |            |                          |                |                  |                      |                    |               |                       |                  |
| Test position                                 | Test mode     | Test ch./Freq. | Duty Cycle | Duty Cycle Scaled factor | SAR (W/kg) 1-g | Power drift (dB) | Conducted Power(dBm) | Tune up Limit(dBm) | Scaled factor | Scaled SAR 1-g (W/kg) | Liquid Temp.(°C) |
| Body Test data of U-NII-2A (Separate 0mm)     |               |                |            |                          |                |                  |                      |                    |               |                       |                  |
| Back side                                     | 802.11ac 160M | 50/5250        | 98.80%     | 1.012                    | 0.156          | 0.01             | 11.96                | 12.00              | 1.009         | 0.159                 | 22.6             |
| Edge2   | 802.11ac 160M | 50/5250        | 98.80%     | 1.012                    | 0.971          | -0.15            | 11.96                | 12.00              | 1.009         | <b>0.992</b>          | 22.6             |
| Edge2 - Back Clip                             | 802.11ac 160M | 50/5250        | 98.80%     | 1.012                    | 0.958          | 0.04             | 11.96                | 12.00              | 1.009         | 0.978                 | 22.6             |
| Edge2 - repeat                                | 802.11ac 160M | 50/5250        | 98.80%     | 1.012                    | 0.959          | 0.02             | 11.96                | 12.00              | 1.009         | 0.979                 | 22.6             |
| Edge4   | 802.11ac 160M | 50/5250        | 98.80%     | 1.012                    | 0.000          | 0.00             | 11.96                | 12.00              | 1.009         | 0.000                 | 22.6             |
| Body worn Test data of U-NII-2C(Separate 0mm) |               |                |            |                          |                |                  |                      |                    |               |                       |                  |
| Back side                                     | 802.11ac 160M | 114/5570       | 98.80%     | 1.012                    | 0.130          | 0.11             | 11.56                | 12.00              | 1.107         | 0.146                 | 22.6             |
| Edge2   | 802.11ac 160M | 114/5570       | 98.80%     | 1.012                    | 0.928          | 0.05             | 11.56                | 12.00              | 1.107         | <b>1.039</b>          | 22.6             |
| Edge2 - Back Clip                             | 802.11ac 160M | 114/5570       | 98.80%     | 1.012                    | 0.759          | 0.18             | 11.56                | 12.00              | 1.107         | 0.850                 | 22.6             |
| Edge4   | 802.11ac 160M | 114/5570       | 98.80%     | 1.012                    | 0.000          | 0.00             | 11.56                | 12.00              | 1.107         | 0.000                 | 22.6             |
| Body worn Test data of U-NII-3(Separate 0mm)  |               |                |            |                          |                |                  |                      |                    |               |                       |                  |
| Back side                                     | 802.11ac 80M  | 155/5775       | 98.81%     | 1.012                    | 0.066          | 0.04             | 6.37                 | 6.50               | 1.030         | 0.069                 | 22.6             |
| Edge2   | 802.11ac 80M  | 155/5775       | 98.81%     | 1.012                    | 0.982          | 0.05             | 6.37                 | 6.50               | 1.030         | <b>1.024</b>          | 22.6             |
| Edge2 - Back Clip                             | 802.11ac 80M  | 155/5775       | 98.81%     | 1.012                    | 0.755          | 0.13             | 6.37                 | 6.50               | 1.030         | 0.787                 | 22.6             |
| Edge2 - repeat                                | 802.11ac 80M  | 155/5775       | 98.81%     | 1.012                    | 0.971          | 0.12             | 6.37                 | 6.50               | 1.030         | 1.013                 | 22.6             |
| Edge4   | 802.11ac 80M  | 155/5775       | 98.81%     | 1.012                    | 0.000          | 0.00             | 6.37                 | 6.50               | 1.030         | 0.000                 | 22.6             |

Table 7: SAR of WIFI 5G for Body.

Note:

- When the same maximum output power is specified for both bands, begin SAR measurement in U-NII-2A band by applying the OFDM SAR requirements. As the highest reported SAR for a test configuration is  $\leq 1.2$  W/kg, SAR is not required for U-NII-1 band for that configuration;
- Per KDB248227D01, as the highest reported SAR for the initial test configuration is adjusted by the ratio of the subsequent test configuration to initial test configuration specified maximum output power and the adjusted SAR is  $\leq 1.2$  W/kg, SAR test for the other 802.11 modes are not required.



Unless otherwise agreed in writing, this document is issued by the Company subject to its General Conditions of Service printed overleaf, available on request or accessible at <http://www.sgs.com/en/Terms-and-Conditions.aspx> and, for electronic format documents, subject to Terms and Conditions for Electronic Documents at <http://www.sgs.com/en/Terms-and-Conditions/Terms-e-Documents.aspx>. Attention is drawn to the limitation of liability, indemnification and jurisdiction issues defined therein. Any holder of this document is advised that information contained hereon reflects the Company's findings only at the time of its intervention only and within the limits of Client's instructions, if any. The Company's sole responsibility is to its Client and this document does not exonerate parties to a transaction from exercising all their rights and obligations under the transaction documents. This document cannot be reproduced except in full, without prior written approval of the Company. Any unauthorized alteration, forgery or falsification of the content or appearance of this document is unlawful and offenders may be prosecuted to the fullest extent of the law. Unless otherwise stated the results shown in this test report refer only to the sample(s) tested and such sample(s) are retained for 30 days only.

Attention: To check the authenticity of testing /inspection report & certificate, please contact us at telephone: (86-755) 8307 1443, or email: CN.Doccheck@sgs.com

South of No. 6 Plant, No. 1, Runsheng Road, Suzhou Industrial Park, Suzhou Area, China (Jiangsu) Pilot Free Trade Zone 215000  
中国·苏州·中国(江苏)自由贸易试验区苏州片区苏州工业园区润胜路1号6号厂房南楼 邮编: 215000

t (86-512) 62992980 www.sgs.com.cn  
t (86-512) 62992980 sgs.china@sgs.com



| Test Position | Channel/<br>Frequency | Measured SAR<br>(1g) | 1 <sup>st</sup> Repeated | Ratio       | 2 <sup>nd</sup> Repeated | 3 <sup>rd</sup> Repeated |
|---------------|-----------------------|----------------------|--------------------------|-------------|--------------------------|--------------------------|
|               | (MHz)                 |                      | SAR (1g)                 |             | SAR (1g)                 | SAR (1g)                 |
| Edge2         | 50/5250               | 0.971                | 0.959                    | 1.012513034 | N/A                      | N/A                      |
| Edge4         | 114/5570              | 0.954                | 0.826                    | 1.15496368  | N/A                      | N/A                      |
| Edge2         | 155/5775              | 0.982                | 0.971                    | 1.011328527 | N/A                      | N/A                      |

Note: 1) When the original highest measured SAR is  $\geq 0.80$  W/kg, the measurement was repeated once.  
2) A second repeated measurement was performed only if the ratio of largest to smallest SAR for the original and first repeated measurements was  $> 1.20$  or when the original or repeated measurement was  $\geq 1.45$  W/kg ( $\sim 10\%$  from the 1-g SAR limit).  
3) A third repeated measurement was performed only if the original, first or second repeated measurement was  $\geq 1.5$  W/kg and the ratio of largest to smallest SAR for the original, first and second repeated measurements is  $> 1.20$ .  
4) Repeated measurements are not required when the original highest measured SAR is  $< 0.80$  W/kg



Unless otherwise agreed in writing, this document is issued by the Company subject to its General Conditions of Service printed overleaf, available on request or accessible at <http://www.sgs.com/en/Terms-and-Conditions.aspx> and, for electronic format documents, subject to Terms and Conditions for Electronic Documents at <http://www.sgs.com/en/Terms-and-Conditions/Terms-e-Documents.aspx>. Attention is drawn to the limitation of liability, indemnification and jurisdiction issues defined therein. Any holder of this document is advised that information contained hereon reflects the Company's findings at the time of its intervention only and within the limits of Client's instructions, if any. The Company's sole responsibility is to its Client and this document does not exonerate parties to a transaction from exercising all their rights and obligations under the transaction documents. This document cannot be reproduced except in full, without prior written approval of the Company. Any unauthorized alteration, forgery or falsification of the content or appearance of this document is unlawful and offenders may be prosecuted to the fullest extent of the law. Unless otherwise stated the results shown in this test report refer only to the sample(s) tested and such sample(s) are retained for 30 days only.  
**Attention: To check the authenticity of testing /inspection report & certificate, please contact us at telephone: (86-755) 8307 1443, or email: CN.Doccheck@sgs.com**

South of No. 6 Plant, No. 1, Runsheng Road, Suzhou Industrial Park, Suzhou Area, China (Jiangsu) Pilot Free Trade Zone 215000  
中国·苏州·中国(江苏)自由贸易试验区苏州片区苏州工业园区润胜路1号6号厂房南面 邮编: 215000

t (86-512) 62992980 www.sgsgroup.com.cn  
t (86-512) 62992980 sgs.china@sgs.com



### 5.3.1 SAR Result of BT

| Test position        | Test mode | Test ch./Freq. | Duty Cycle | Duty Cycle Scaled factor | SAR (W/kg) 1-g | Power drift (dB) | Conducted Power(dBm) | Tune up Limit(dBm) | Scaled factor | Scaled SAR 1-g (W/kg) | Liquid Temp.(°C) |
|----------------------|-----------|----------------|------------|--------------------------|----------------|------------------|----------------------|--------------------|---------------|-----------------------|------------------|
| Body Test Data (0mm) |           |                |            |                          |                |                  |                      |                    |               |                       |                  |
| Back side            | DH5       | 39/2441        | 77.44%     | 1.291                    | 0.004          | 0.01             | 9.59                 | 10.00              | 1.099         | 0.006                 | 22.7             |
| Edge4                | DH5       | 39/2441        | 77.44%     | 1.291                    | 0.191          | 0.02             | 9.59                 | 10.00              | 1.099         | <b>0.271</b>          | 22.7             |
| Edge2                | DH5       | 39/2441        | 77.44%     | 1.291                    | 0.000          | 0.00             | 9.59                 | 10.00              | 1.099         | 0.000                 | 22.7             |
| Edge4 - Back Clip    | DH5       | 39/2441        | 77.44%     | 1.291                    | 0.152          | 0.06             | 9.59                 | 10.00              | 1.099         | 0.216                 | 22.7             |

Table 8: SAR of BT for Body.



Unless otherwise agreed in writing, this document is issued by the Company subject to its General Conditions of Service printed overleaf, available on request or accessible at <http://www.sgs.com/en/Terms-and-Conditions.aspx> and, for electronic format documents, subject to Terms and Conditions for Electronic Documents at <http://www.sgs.com/en/Terms-and-Conditions/Terms-e-Document.aspx>. Attention is drawn to the limitation of liability, indemnification and jurisdiction issues defined therein. Any holder of this document is advised that information contained hereon reflects the Company's findings at the time of its intervention only and within the limits of Client's instructions, if any. The Company's sole responsibility is to its Client and this document does not exonerate parties to a transaction from exercising all their rights and obligations under the transaction documents. This document cannot be reproduced except in full, without prior written approval of the Company. Any unauthorized alteration, forgery or falsification of the content or appearance of this document is unlawful and offenders may be prosecuted to the fullest extent of the law. Unless otherwise stated the results shown in this test report refer only to the sample(s) tested and such sample(s) are retained for 30 days only.

**Attention: To check the authenticity of testing /inspection report & certificate, please contact us at telephone: (86-755) 8307 1443, or email: CN.Doccheck@sgs.com**

South of No. 6 Plant, No. 1, Runsheng Road, Suzhou Industrial Park, Suzhou Area, China (Jiangsu) Pilot Free Trade Zone 215000  
中国·苏州·中国(江苏)自由贸易试验区苏州片区苏州工业园区润胜路1号6号厂房南楼 邮编: 215000

t (86-512) 62992980 www.sgs.com  
t (86-512) 62992980 sgs.china@sgs.com

## 5.4 Multiple Transmitter Evaluation

### 5.4.1 Simultaneous SAR test evaluation

#### Simultaneous Transmission

| NO. | Simultaneous Transmission Configuration               | Body |
|-----|---|------|
| 1   | WIFI 2.4GHz Main(Ant2)+BT Aux(Ant1)                   | Yes  |
| 2   | WIFI 5GHz Main(Ant2)+BT Aux(Ant1)                     | Yes  |
| 3   | WIFI 6GHz Main(Ant2)+BT Aux(Ant1)                     | Yes  |
| 4   | WIFI 2.4GHz MIMO                                      | Yes  |
| 5   | WIFI 5GHz MIMO  | Yes  |
| 6   | WIFI 5GHz Aux(Ant1)+WIFI 5GHz Main(Ant2)+BT Aux(Ant1) | Yes  |

### 5.4.2 Simultaneous Transmission SAR Summation Scenario

| Test position | Summed SAR     |                |              |              |              |              |       |
|---------------|----------------|----------------|--------------|--------------|--------------|--------------|-------|
|               | WiFi 2.4G Ant1 | WiFi 2.4G Ant2 | WiFi 5G Ant1 | WiFi 5G Ant2 | WiFi 6G Ant1 | WiFi 6G Ant2 | BT    |
|               | 1              | 2              | 3            | 4            | 5            | 6            | 7     |
| Back side     | 0.045          | 0.091          | 0.222        | 0.159        | 0.650        | 0.278        | 0.006 |
| Edge1         | 0.000          | 0.098          | 0.000        | 0.000        | 0.001        | 0.127        | 0.000 |
| Edge2         | 0.000          | 1.101          | 0.000        | 1.039        | 0.024        | 1.532        | 0.000 |
| Edge3         | 0.096          | 0.000          | 0.000        | 0.000        | 0.015        | 0.239        | 0.000 |
| Edge4         | 0.764          | 0.000          | 1.025        | 0.000        | 1.146        | 0.012        | 0.271 |

| Test position | Summed SAR |       |       |       |       |              |       |
|---------------|------------|-------|-------|-------|-------|--------------|-------|
|               | 1+2        | 2+7   | 3+4   | 4+7   | 3+4+7 | 5+6          | 6+7   |
| Back side     | 0.136      | 0.097 | 0.381 | 0.165 | 0.387 | 0.928        | 0.284 |
| Edge1         | 0.098      | 0.098 | 0.000 | 0.000 | 0.000 | 0.128        | 0.127 |
| Edge2         | 1.101      | 1.101 | 1.039 | 1.039 | 1.039 | <b>1.556</b> | 1.532 |
| Edge3         | 0.096      | 0.000 | 0.000 | 0.000 | 0.000 | 0.254        | 0.239 |
| Edge4         | 0.764      | 0.271 | 1.025 | 0.271 | 1.296 | 1.158        | 0.283 |

Note:

- For WLAN 6GHz data please refer to test report TESA2308000488ES.
- Edge1 means the top edge, Edge2 means the right edge, Edge3 means the bottom edge, Edge4 means the left edge(front view).



Unless otherwise agreed in writing, this document is issued by the Company subject to its General Conditions of Service printed overleaf, available on request or accessible at <http://www.sgs.com/en/Terms-and-Conditions.aspx> and, for electronic format documents, subject to Terms and Conditions for Electronic Documents at <http://www.sgs.com/en/Terms-and-Conditions/Terms-e-Documents.aspx>. Attention is drawn to the limitation of liability, indemnification and jurisdiction issues defined therein. Any holder of this document is advised that information contained hereon reflects the Company's findings only at the time of its intervention only and within the limits of Client's instructions, if any. The Company's sole responsibility is to its Client and this document does not exonerate parties to a transaction from exercising all their rights and obligations under the transaction documents. This document cannot be reproduced except in full, without prior written approval of the Company. Any unauthorized alteration, forgery or falsification of the content or appearance of this document is unlawful and offenders may be prosecuted to the fullest extent of the law. Unless otherwise stated the results shown in this test report refer only to the sample(s) tested and such sample(s) are retained for 30 days only.

Attention: To check the authenticity of testing /inspection report & certificate, please contact us at telephone: (86-755) 8307 1443, or email: CN.Doccheck@sgs.com

South of No. 6 Plant, No. 1, Runsheng Road, Suzhou Industrial Park, Suzhou Area, China (Jiangsu) Pilot Free Trade Zone 215000  
中国·苏州·中国(江苏)自由贸易试验区苏州片区苏州工业园区润胜路1号6号厂房南面 邮编: 215000

t (86-512) 62992980 www.sgs.com.cn  
t (86-512) 62992980 sgs.china@sgs.com

Member of the SGS Group (SGS SA)



## 6 Equipment list

| Test Platform                       |  | SPEAG DASY5 Professional                      |               |               |                  |                         |
|-------------------------------------|--|---|---------------|---------------|------------------|-------------------------|
| Description                         |  | SAR Test System (Frequency range 300MHz-6GHz) |               |               |                  |                         |
| Software Reference                  |  | cDASY8 V16.2.0.1425                           |               |               |                  |                         |
| Hardware Reference                  |  |   |               |               |                  |                         |
| Equipment                           |  | Manufacturer                                  | Model         | Serial Number | Calibration Date | Due date of calibration |
| <input checked="" type="checkbox"/> | Twin Phantom                                     | SPEAG   | Twin-SAM V8.0 | 2103          | NCR              | NCR                     |
| <input checked="" type="checkbox"/> | DAE  | SPEAG   | DAE4          | 1374          | 2023-06-05       | 2024-06-04              |
| <input checked="" type="checkbox"/> | E-Field Probe                                    | SPEAG   | EX3DV4        | 3793          | 2022-09-30       | 2023-09-29              |
| <input checked="" type="checkbox"/> | Validation Kits                                  | SPEAG   | D2450V2       | 922           | 2020-08-27       | 2023-08-26              |
| <input checked="" type="checkbox"/> | Validation Kits                                  | SPEAG   | D5GHzV2       | 1313          | 2022-01-25       | 2025-01-24              |
| <input checked="" type="checkbox"/> | Dielectric parameter probes                      | SPEAG   | DAKS-3.5      | 1120          | 2023-06-06       | 2024-06-05              |
| <input checked="" type="checkbox"/> | Vector Network Analyzer and Vector Reflectometer | SPEAG   | DAKS_VNA R140 | 0050920       | 2023-06-06       | 2024-06-05              |
| <input checked="" type="checkbox"/> | RF Bi-Directional Coupler                        | Agilent                                       | 86205-60001   | MY31400031    | NCR              | NCR                     |
| <input checked="" type="checkbox"/> | Signal Generator                                 | R&S   | SMB100A       | 182393        | 2023-02-06       | 2024-02-05              |
| <input checked="" type="checkbox"/> | Preamplifier                                     | Qiji  | YX28980933    | 202104001     | NCR              | NCR                     |
| <input checked="" type="checkbox"/> | Power Sensor                                     | Keysight                                      | U2002H        | MY5639004     | 2022-09-16       | 2023-09-15              |
| <input checked="" type="checkbox"/> | Power Sensor                                     | Keysight                                      | U2002H        | MY48200110    | 2022-12-23       | 2023-12-22              |
| <input checked="" type="checkbox"/> | Attenuator                                       | SHX   | TS2-3dB       | 30704         | NCR              | NCR                     |
| <input checked="" type="checkbox"/> | Coaxial low pass filter                          | Mini-Circuits                                 | VLF-2500(+)   | NA            | NCR              | NCR                     |
| <input checked="" type="checkbox"/> | Coaxial low pass filter                          | Microlab Fxr                                  | LA-F13        | NA            | NCR              | NCR                     |
| <input checked="" type="checkbox"/> | DC POWER SUPPLY                                  | SAKO  | SK1730SL5A    | NA            | NCR              | NCR                     |
| <input checked="" type="checkbox"/> | Speed reading thermometer                        | LKM   | DTM3000       | SUW201-30-01  | 2022-09-19       | 2023-09-18              |
| <input checked="" type="checkbox"/> | Humidity and Temperature Indicator               | MingGao                                       | MingGao       | NA            | 2022-09-19       | 2023-09-18              |

Note: All the equipments are within the valid period when the tests are performed.



Unless otherwise agreed in writing, this document is issued by the Company subject to its General Conditions of Service printed overleaf, available on request or accessible at <http://www.sgs.com/en/Terms-and-Conditions.aspx> and, for electronic format documents, subject to Terms and Conditions for Electronic Documents at <http://www.sgs.com/en/Terms-and-Conditions/Terms-e-Document.aspx>. Attention is drawn to the limitation of liability, indemnification and jurisdiction issues defined therein. Any holder of this document is advised that information contained hereon reflects the Company's findings at the time of its intervention only and within the limits of Client's instructions, if any. The Company's sole responsibility is to its Client and this document does not exonerate parties to a transaction from exercising all their rights and obligations under the transaction documents. This document cannot be reproduced except in full, without prior written approval of the Company. Any unauthorized alteration, forgery or falsification of the content or appearance of this document is unlawful and offenders may be prosecuted to the fullest extent of the law. Unless otherwise stated the results shown in this test report refer only to the sample(s) tested and such sample(s) are retained for 30 days only.

Attention: To check the authenticity of testing / inspection report & certificate, please contact us at telephone: (86-755) 8307 1443, or email: [CN.Doccheck@sgs.com](mailto:CN.Doccheck@sgs.com)

South of No. 6 Plant, No. 1, Runsheng Road, Suzhou Industrial Park, Suzhou Area, China (Jiangsu) Pilot Free Trade Zone 215000  
中国·苏州·中国（江苏）自由贸易试验区苏州片区苏州工业园区润胜路1号6号厂房南楼 邮编: 215000

t (86-512) 62992980 www.sgsgroup.com.cn  
t (86-512) 62992980 sgs.china@sgs.com

## 7 Measurement Uncertainty

Per KDB865664 D01 SAR Measurement 100 MHz to 6 GHz, when the highest measured 1-g SAR within a frequency band is < 1.5 W/kg, the extensive SAR measurement uncertainty analysis described in IEEE Std 1528-2013 is not required in SAR reports submitted for equipment approval. The equivalent ratio (1.5/1.6) is applied to extremity and occupational exposure conditions.

## 8 Calibration certificate

Please see the Appendix C

## 9 Photographs

Please see the Appendix D



Unless otherwise agreed in writing, this document is issued by the Company subject to its General Conditions of Service printed overleaf, available on request or accessible at <http://www.sgs.com/en/Terms-and-Conditions.aspx> and, for electronic format documents, subject to Terms and Conditions for Electronic Documents at <http://www.sgs.com/en/Terms-and-Conditions/Terms-e-Documents.aspx>. Attention is drawn to the limitation of liability, indemnification and jurisdiction issues defined therein. Any holder of this document is advised that information contained hereon reflects the Company's findings at the time of its intervention only and within the limits of Client's instructions, if any. The Company's sole responsibility is to its Client and this document does not exonerate parties to a transaction from exercising all their rights and obligations under the transaction documents. This document cannot be reproduced except in full, without prior written approval of the Company. Any unauthorized alteration, forgery or falsification of the content or appearance of this document is unlawful and offenders may be prosecuted to the fullest extent of the law. Unless otherwise stated the results shown in this test report refer only to the sample(s) tested and such sample(s) are retained for 30 days only.

**Attention: To check the authenticity of testing /inspection report & certificate, please contact us at telephone: (86-755) 8307 1443, or email: CN.Doccheck@sgs.com**

South of No. 6 Plant, No. 1, Runsheng Road, Suzhou Industrial Park, Suzhou Area, China (Jiangsu) Pilot Free Trade Zone 215000  
中国·苏州·中国(江苏)自由贸易试验区苏州片区苏州工业园区润胜路1号6号厂房南楼 邮编: 215000

t (86-512) 62992980 www.sgs.com.cn  
t (86-512) 62992980 sgs.china@sgs.com





## Appendix A: Detailed System Check Results

## Appendix B: Detailed Test Results

## Appendix C: Calibration certificate

## Appendix D: Photographs

---END---



Unless otherwise agreed in writing, this document is issued by the Company subject to its General Conditions of Service printed overleaf, available on request or accessible at <http://www.sgs.com/en/Terms-and-Conditions.aspx> and, for electronic format documents, subject to Terms and Conditions for Electronic Documents at <http://www.sgs.com/en/Terms-and-Conditions/Terms-e-Documents.aspx>. Attention is drawn to the limitation of liability, indemnification and jurisdiction issues defined therein. Any holder of this document is advised that information contained hereon reflects the Company's findings at the time of its intervention only and within the limits of Client's instructions, if any. The Company's sole responsibility is to its Client and this document does not exonerate parties to a transaction from exercising all their rights and obligations under the transaction documents. This document cannot be reproduced except in full, without prior written approval of the Company. Any unauthorized alteration, forgery or falsification of the content or appearance of this document is unlawful and offenders may be prosecuted to the fullest extent of the law. Unless otherwise stated the results shown in this test report refer only to the sample(s) tested and such sample(s) are retained for 30 days only.  
**Attention: To check the authenticity of testing /inspection report & certificate, please contact us at telephone: (86-755) 8307 1443, or email: CN.Doccheck@sgs.com**

South of No. 6 Plant, No. 1, Runsheng Road, Suzhou Industrial Park, Suzhou Area, China (Jiangsu) Pilot Free Trade Zone 215000  
中国·苏州·中国(江苏)自由贸易试验区苏州片区苏州工业园区润胜路1号6号厂房南楼 邮编: 215000

t (86-512) 62992980 www.sgs.com.cn  
t (86-512) 62992980 sgs.china@sgs.com