

# BRON INTERNATIONAL LTD.


## MINI USB Stick

Model: BR-MUSB

January 19, 2010

Report No.: 1002063

(This report supersedes NONE)



Modifications made to the product : None

This Test Report is Issued Under the Authority of:

Calvin Mou

Calvin Mou  
Compliance Engineer

Jackson Chen

Jackson Chen  
Technical Manager

This test report may be reproduced in full only.  
Test result presented in this test report is applicable to the representative sample only.

# EMC Test Report

TO:FCC Part 15 Subpart B Class B: Oct. 2009, ANSI C63.4:2009

SIEMIC, INC.  
Accessing global markets



## Laboratory Introduction

SIEMIC, headquartered in the heart of Silicon Valley, with superior facilities in US and Asia, is one of the leading independent testing and certification facilities providing customers with one-stop shop services for Compliance Testing and Global Certifications.



In addition to [testing](#) and [certification](#), SIEMIC provides initial design reviews and [compliance management](#) through out a project. Our extensive experience with [China](#), [Asia Pacific](#), [North America](#), [European](#), and [international](#) compliance requirements, assures the fastest, most cost effective way to attain regulatory compliance for the [global markets](#).

### Accreditations for Conformity Assessment

Country/Region	Accreditation Body	Scope
USA	FCC, A2LA	EMC , RF/Wireless , Telecom
Canada	IC, A2LA, NIST	EMC, RF/Wireless , Telecom
Taiwan	BSMI , NCC , NIST	EMC, RF, Telecom , Safety
Hong Kong	OFTA , NIST	RF/Wireless ,Telecom
Australia	NATA, NIST	EMC, RF, Telecom , Safety
Korea	KCC/RRA, NIST	EMI, EMS, RF , Telecom, Safety
Japan	VCCI, JATE, TELEC, RFT	EMI, RF/Wireless, Telecom
Mexico	NOM, COFETEL, Caniety	Safety, EMC , RF/Wireless, Telecom
Europe	A2LA, NIST	EMC, RF, Telecom , Safety

### Accreditations for Product Certifications

Country	Accreditation Body	Scope
USA	FCC TCB, NIST	EMC , RF , Telecom
Canada	IC FCB , NIST	EMC , RF , Telecom
Singapore	iDA, NIST	EMC , RF , Telecom

This page has been left blank intentionally.

# CONTENTS

1	EXECUTIVE SUMMARY & EUT INFORMATION .....	5
2	TECHNICAL DETAILS .....	6
3	MODIFICATION .....	7
4	TEST SUMMARY .....	8
5	MEASUREMENTS, EXAMINATION AND DERIVED RESULTS .....	9
ANNEX A. TEST INSTRUMENTATION.....		15
ANNEX B. EUT AND TEST SETUP PHOTOGRAPHS .....		18
ANNEX C. TEST SETUP AND SUPPORTING EQUIPMENT.....		24
ANNEX D. USER MANUAL / BLOCK DIAGRAM / SCHEMATICS / PART LIST .....		28
ANNEX E. SIEMIC ACCREDITATION CERTIFICATES.....		29

## 1 Executive Summary & EUT information

The purpose of this test program was to demonstrate compliance of the Bron International Ltd. MINI USB Stick, against the current Stipulated Standards. The MINI USB Stick has demonstrated compliance with the FCC Part 15 Subpart B Class B: Oct. 2009, ANSI C63.4:2009

### EUT Information

EUT Description	BMW USB Stick
Model No	BR-MUSB
Serial No	N/A
FCC ID	XZJ-BR-MUSB
Input Power	USB 5VDC
Classification Per Stipulated Test Standard	Class B Emission Product

## 2 TECHNICAL DETAILS

Purpose	Compliance testing of MINI USB Stick with stipulated standards
Applicant / Client	Bron International Ltd. Flat J. 6/f. Block 3, Camelpaint Building 60 Hoi Yuen Road, Kwun Tong Kowloon – Hong Kong
Manufacturer	Bron International Ltd. Flat J. 6/f. Block 3, Camelpaint Building 60 Hoi Yuen Road, Kwun Tong Kowloon – Hong Kong
Laboratory performing the tests	SIEMIC Nanjing (China) Laboratories NO.2-1,Longcang Dadao, Yuhua Economic Development Zone, Nanjing, China Tel:+86(25)86730128/86730129 Fax:+86(25)86730127 Email:info@siemic.com
Test report reference number	1002063
Date EUT received	January 14, 2010
Standard applied	See page 5
Dates of test (from – to)	January 15~January 18, 2009
No of Units	#1
Equipment Category	ITE
Trade Name	BMW
Microprocessor (s)	Unidentified
RF Operating Frequency (ies)	N/A
Clock/Oscillator Frequency (ies)	12MHz
Rated Input Power	USB 5VDC
Port/Connectors	USB



**SIEMIC, INC.**

Accessing global markets

Title: EMC Test Report for MINI USB Stick  
Model: BR-MUSB  
To: FCC Part 15 Subpart B Class B:Oct. 2009, ANSI C63.4:2009

Serial#: 1002063  
Issue Date: January 19, 2010  
Page 7 of 42  
[www.siemic.com.cn](http://www.siemic.com.cn)

### 3 MODIFICATION

NONE

## 4 TEST SUMMARY

The product was tested in accordance with the following specifications.  
All Testing has been performed according to below product classification:

Class B Emission Product

PS: Preliminary AC line and radiated emissions testing has been performed on all models, only worst case test result is presented in this test report.

### Test Results Summary

Emissions			
Test Standard	Description	Product Class	Pass / Fail
FCC Part 15 Subpart B Class B: Oct. 2009	AC Line Conducted Emissions	See Above	Pass
FCC Part 15 Subpart B Class B: Oct. 2009	Radiated Spurious Emissions	See Above	Pass

All measurement uncertainty is not taken into consideration for all presented test result.



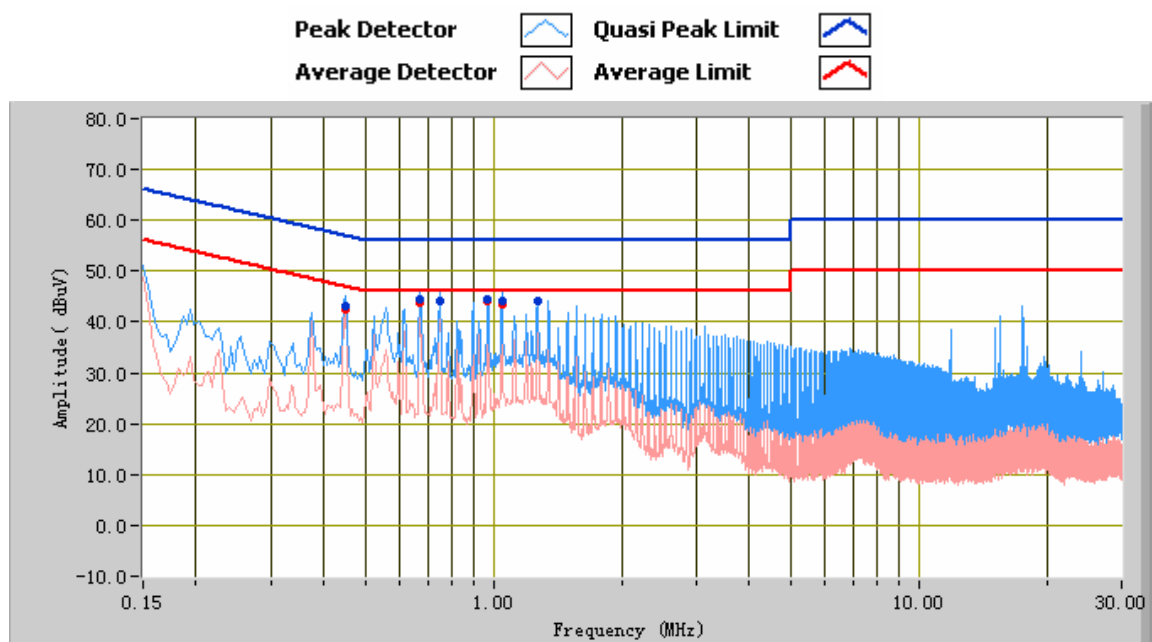
## 5 MEASUREMENTS, EXAMINATION AND DERIVED RESULTS

### 5.1 AC Line Conducted Emission Test Result

Note:

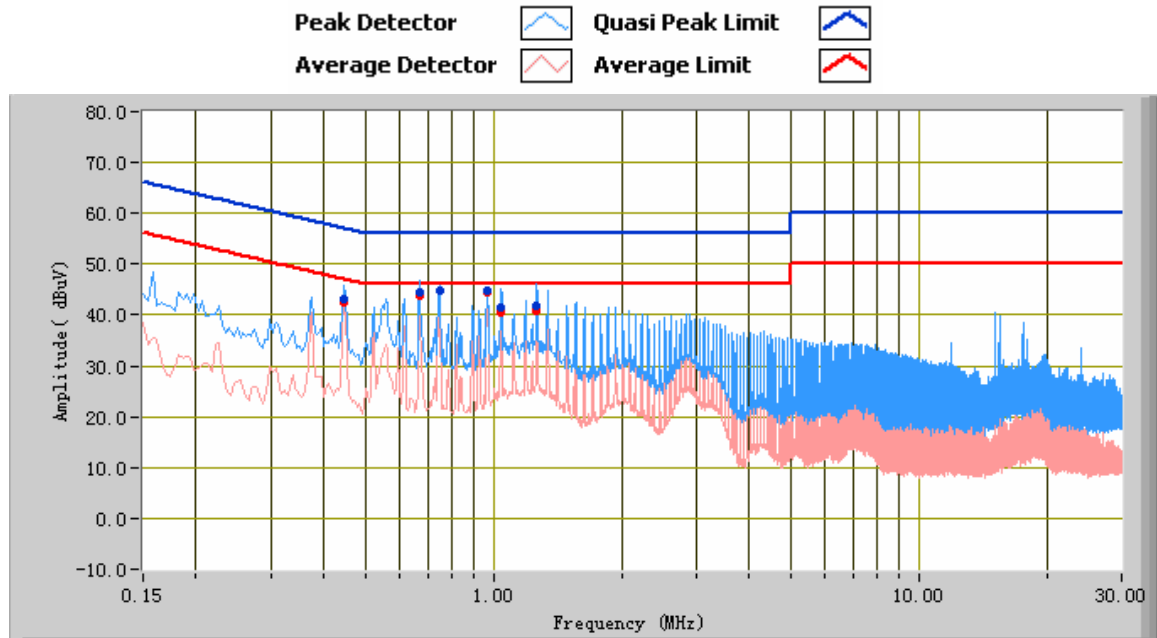
1. All possible modes of operation were investigated. Only the 6 worst case emissions measured, using the correct CISPR and Average detectors, are reported. All other emissions were relatively insignificant.
2. A "-ve" margin indicates a PASS as it refers to the margin present below the limit line at the particular frequency.
3. Conducted Emissions Measurement Uncertainty  
All test measurements carried out are traceable to national standards. The uncertainty of the measurement at a confidence level of approximately 95% (in the case where distributions are normal), with a coverage factor of 2, in the range 9kHz – 30MHz (Average & Quasi-peak) is  $\pm 3.86\text{dB}$ .
4. Environmental Conditions      Temperature      25.3°C  
Relative Humidity      55%  
Atmospheric Pressure      1019mbar
5. Test Date : January 15~January 18, 2009  
Tested By : Calvin Mou

## 5.1.1 Test Result Complying For FCC Part 15 Subpart B Class B: Oct. 2009



120V, 60Hz, Neutral Line

Frequency (MHz)	Quasi Peak (dBuV)	Limit (dBuV)	Margin (dB)	Average (dBuV)	Limit (dBuV)	Margin (dB)	Factors (dB)
1.05	44.11	56.00	-11.89	43.59	46.00	-2.41	10.17
0.75	44.17	56.00	-11.83	44.04	46.00	-1.96	10.15
0.67	44.37	56.00	-11.63	43.85	46.00	-2.15	10.14
0.97	44.31	56.00	-11.69	44.09	46.00	-1.91	10.17
1.27	44.28	56.00	-11.72	44.17	46.00	-1.83	10.18
0.45	43.27	56.89	-13.61	42.50	46.89	-4.39	10.18



120V, 60Hz, Phase Line

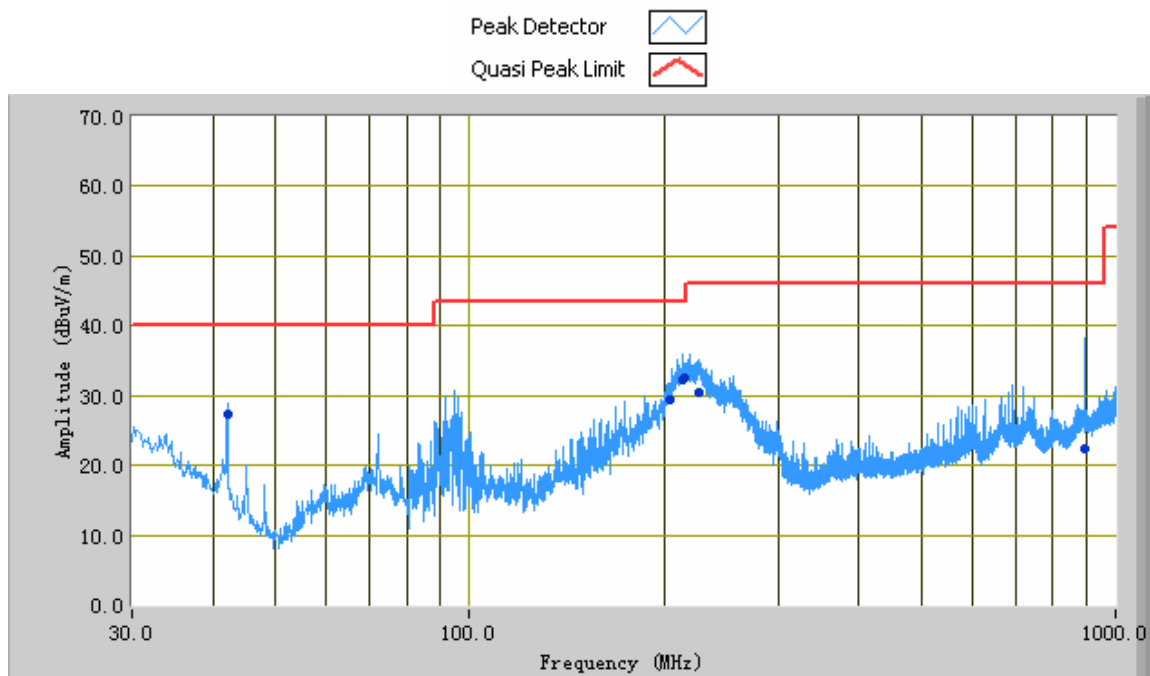
Frequency (MHz)	Quasi Peak (dBuV)	Limit (dBuV)	Margin (dB)	Average (dBuV)	Limit (dBuV)	Margin (dB)	Factors (dB)
0.67	44.43	56.00	-11.57	43.83	46.00	-2.17	10.13
1.27	41.73	56.00	-14.27	40.78	46.00	-5.22	10.17
0.75	44.87	56.00	-11.13	44.74	46.00	-1.26	10.14
1.04	41.45	56.00	-14.55	40.56	46.00	-5.44	10.16
0.97	44.87	56.00	-11.13	44.39	46.00	-1.61	10.16
0.45	43.30	56.96	-13.67	42.51	46.96	-4.45	10.17

## 5.2 Radiated Emission Test Results

### Note:

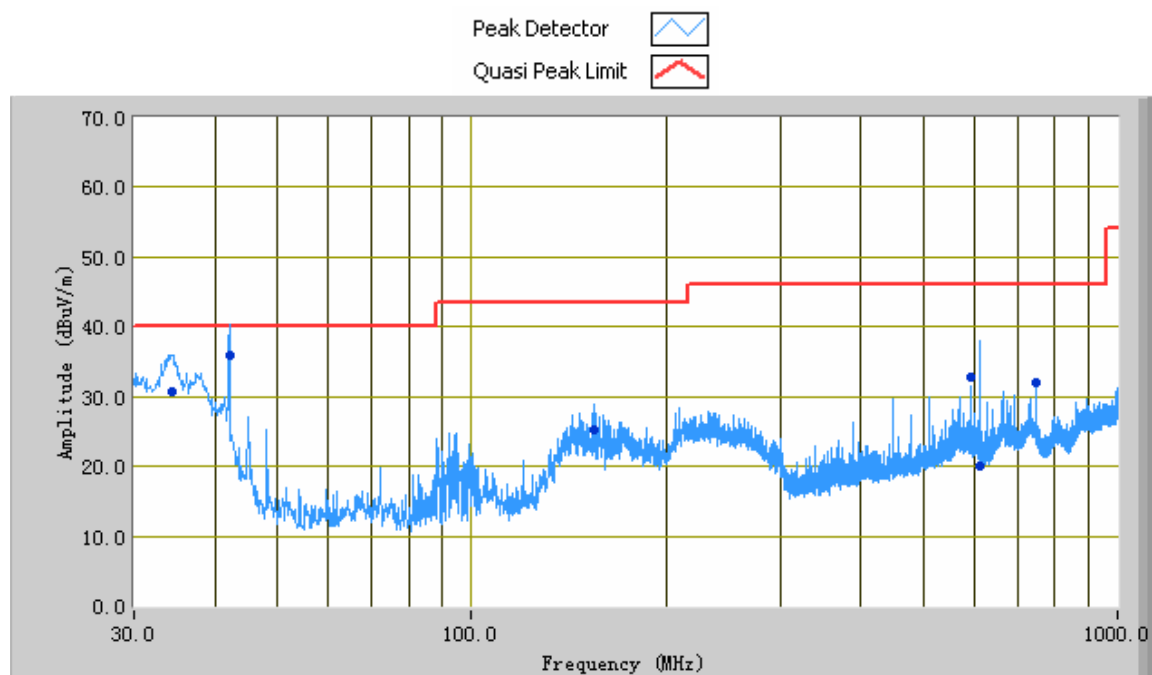
1. All possible modes of operation were investigated. Only the 6 worst case emissions measured, using the correct CISPR detectors, are reported. All other emissions were relatively insignificant.
2. A "-ve" margin indicates a PASS as it refers to the margin present below the limit line at the particular frequency.
3. Radiated Emissions Measurement Uncertainty  
All test measurements carried out are traceable to national standards. The uncertainty of the measurement at a confidence level of approximately 95% (in the case where distributions are normal), with a coverage factor of 2, in the range 30MHz – 1GHz (QP only @ 3m & 10m) is +6.0dB/-6.0dB (for EUTs < 0.5m X 0.5m X 0.5m).
4. Environmental Conditions      Temperature      25.7°C  
Relative Humidity      54%  
Atmospheric Pressure      1019mbar
5. Test date : January 15~January 18, 2009  
Tested By : Calvin Mou

## 5.2.1 Test Result Complying For FCC Part 15 Subpart B Class B: Oct. 2009



30MHz ~1000MHz

Frequency (MHz)	Quasi Peak (dBuV/m)	Azimuth	Polarity (H/V)	Height (cm)	Factors (dB)	Limit (dBuV/m)	Margin (dB)
214.17	32.34	180.00	H	109.00	-31.32	43.50	-11.16
898.40	22.47	302.00	H	178.00	-18.90	46.00	-23.53
214.62	32.58	185.00	H	121.00	-31.33	43.50	-10.92
226.17	30.53	220.00	H	209.00	-31.79	46.00	-15.47
42.12	27.42	296.00	H	197.00	-32.91	40.00	-12.58
204.42	29.32	198.00	H	165.00	-30.94	43.50	-14.18



### 30MHz ~1000MHz

Frequency (MHz)	Quasi Peak (dBuV/m)	Azimuth	Polarity (H/V)	Height (cm)	Factors (dB)	Limit (dBuV/m)	Margin (dB)
42.14	35.91	270.00	V	130.00	-34.02	40.00	-4.09
34.41	30.75	13.00	V	105.00	-28.63	40.00	-9.25
613.64	19.93	64.00	V	114.00	-25.37	46.00	-26.07
593.95	32.86	89.00	V	104.00	-26.12	46.00	-13.14
155.19	25.14	245.00	V	106.00	-32.01	43.50	-18.36
749.64	31.91	286.00	V	101.00	-21.68	46.00	-14.09

## Annex A. TEST INSTRUMENTATION

### Annex A.i TEST INSTRUMENT

Instrument	Model	Serial #	Calibration Due
<b>Conducted Emissions</b>			
R&S Receiver	ESPI 3	101216	02/19/2010
Com-Power LISN	LI 115	241090	05/02/2010
Com-Power LISN	LI 115	241091	05/02/2010
Com-Power LIMITER	LIT-153	531021	N/A
<b>Radiated Emissions</b>			
R&S Receiver	ESPI 3	101216	02/19/2010
Sunol Sciences, Inc. antenna (30MHz~2GHz)	JB1	A112107	07/22/2010
HP Pre-amplifier	8447F	1937A01160	04/24/2010

## Annex A.ii CONDUCTED EMISSIONS TEST DESCRIPTION

### Test Set-up

1. The EUT and supporting equipment were set up in accordance with the requirements of the standard on top of a 1.5m x 1m x 0.8m high, non-metallic table, as shown in Annex B.
2. The power supply for the EUT was fed through a 50Ω/50μH EUT LISN, connected to filtered mains.
3. The RF OUT of the EUT LISN was connected to the EMI test receiver via a low-loss coaxial cable.
4. All other supporting equipments were powered separately from another main supply.

### Test Method

1. The EUT was switched on and allowed to warm up to its normal operating condition.
2. A scan was made on the NEUTRAL line (for AC mains) or Earth line (for DC power) over the required frequency range using an EMI test receiver.
3. High peaks, relative to the limit line, were then selected.
4. The EMI test receiver was then tuned to the selected frequencies and the necessary measurements made with a receiver bandwidth setting of 10 KHz. For FCC tests, only Quasi-peak measurements were made; while for CISPR/EN tests, both Quasi-peak and Average measurements were made.
5. Steps 2 to 4 were then repeated for the LIVE line (for AC mains) or DC line (for DC power).

### Sample Calculation Example

At 20 MHz

limit = 250 μV = 47.96 dBμV

Transducer factor of LISN, pulse limiter & cable loss at 20 MHz = 11.20 dB

Q-P reading obtained directly from EMI Receiver = 40.00 dBμV

(Calibrated for system losses)

Therefore, Q-P margin = 47.96 – 40.00 = 7.96

i.e. **7.96 dB below limit**



## Annex A.iii RADIATED EMISSIONS TEST DESCRIPTION

### EUT Characterisation

EUT characterisation, over the frequency range from 30MHz to 1GHz (for FCC tests, until the 5<sup>th</sup> harmonic for operating frequencies  $\geq 108\text{MHz}$ ), was done in order to minimise radiated emissions testing time while still maintaining high confidence in the test results.

The EUT was placed in the chamber, at a height of about 0.8m on a turntable. Its radiated emissions frequency profile was observed, using a spectrum analyzer /receiver with the appropriate broadband antenna placed 3m away from the EUT. Radiated emissions from the EUT were maximised by rotating the turntable manually, changing the antenna polarisation and manipulating the EUT cables while observing the frequency profile on the spectrum analyzer / receiver. Frequency points at which maximum emissions occurred, clock frequencies and operating frequencies were then noted for the formal radiated emissions test at the Open Area Test Site (OATS).

### Test Set-up

1. The EUT and supporting equipment were set up in accordance with the requirements of the standard on top of a 1.5m X 1.0m X 0.8m high, non-metallic table as shown in [Annex B](#).
2. The filtered power supply for the EUT and supporting equipment were tapped from the appropriate power sockets located on the turntable.
3. The relevant broadband antenna was set at the required test distance away from the EUT and supporting equipment boundary.

### Test Method

1. The EUT was switched on and allowed to warm up to its normal operating condition.
2. The test was carried out at the selected frequency points obtained from the EUT characterisation. Maximization of the emissions was carried out by rotating the EUT, changing the antenna polarization, and adjusting the antenna height in the following manner:
  - a. Vertical or horizontal polarisation (whichever gave the higher emission level over a full rotation of the EUT) was chosen.
  - b. The EUT was then rotated to the direction that gave the maximum emission.
  - c. Finally, the antenna height was adjusted to the height that gave the maximum emission.
3. A Quasi-peak measurement was then made for that frequency point.
4. Steps 2 and 3 were repeated for the next frequency point, until all selected frequency points were measured.
5. The frequency range covered was from 30MHz to 1GHz (for FCC tests, until the 5<sup>th</sup> harmonic for operating frequencies  $\geq 108\text{MHz}$ ), using the Biconical antenna for frequencies from 30MHz to 230MHz, Log-periodical antenna for frequencies from 230MHz to 1GHz, and the Horn antenna above 1GHz.

### Sample Calculation Example

At 300 MHz	limit = $200 \mu\text{V/m} = 46.00 \text{ dB}\mu\text{V/m}$
Log-periodic antenna factor & cable loss at 300 MHz = 18.50 dB	
Q-P reading obtained directly from EMI Receiver = $40.00 \text{ dB}\mu\text{V/m}$ (Calibrated level including antenna factors & cable losses)	
Therefore, Q-P margin = $46.00 - 40.00 = 6.00$	i.e. <b>6 dB below limit</b>

**Annex B. EUT AND TEST SETUP PHOTOGRAPHS**



**Annex B.i.      Photograph 1: EUT External Photo**







**Annex B.ii. Photograph 2: EUT Internal Photo**






# SIEMIC, INC.

Accessing global markets

Title: EMC Test Report for MINI USB Stick  
Model: BR-MUSB  
To: FCC Part 15 Subpart B Class B:Oct. 2009, ANSI C63.4:2009

Serial#: 1002063  
Issue Date: January 19, 2010  
Page 21 of 42  
[www.siemac.com.cn](http://www.siemac.com.cn)



**Annex B. iii. Photograph 3: Test Set-up Photo**



Conducted Emission Set-up Front View




Conducted Emission Set-up Side View





Radiated Emission Set-up Front View



Radiated Emission Set-up Rear View

## Annex C. TEST SETUP AND SUPPORTING EQUIPMENT

### EUT TEST CONDITIONS

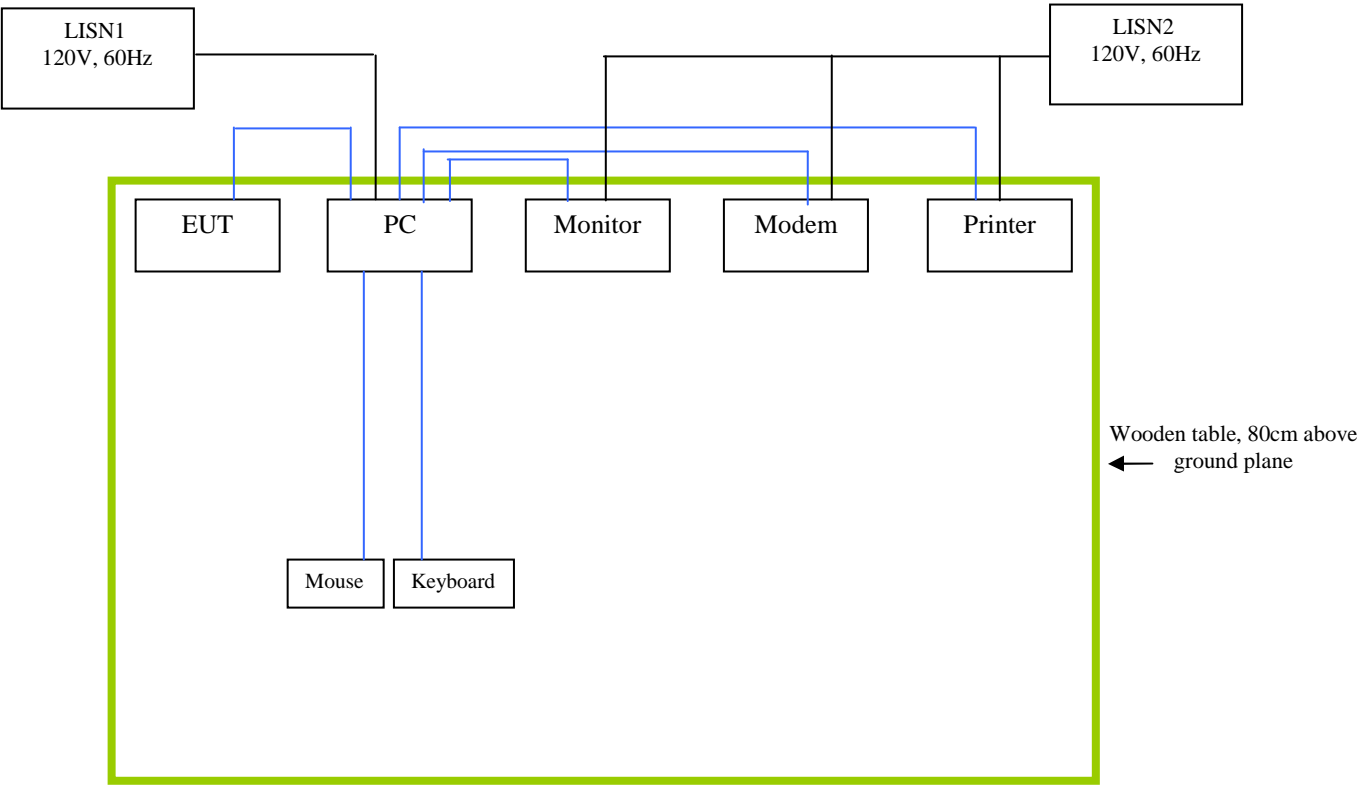
#### Annex C.i SUPPORTING EQUIPMENT DESCRIPTION

The following is a description of supporting equipment and details of cables used with the EUT.

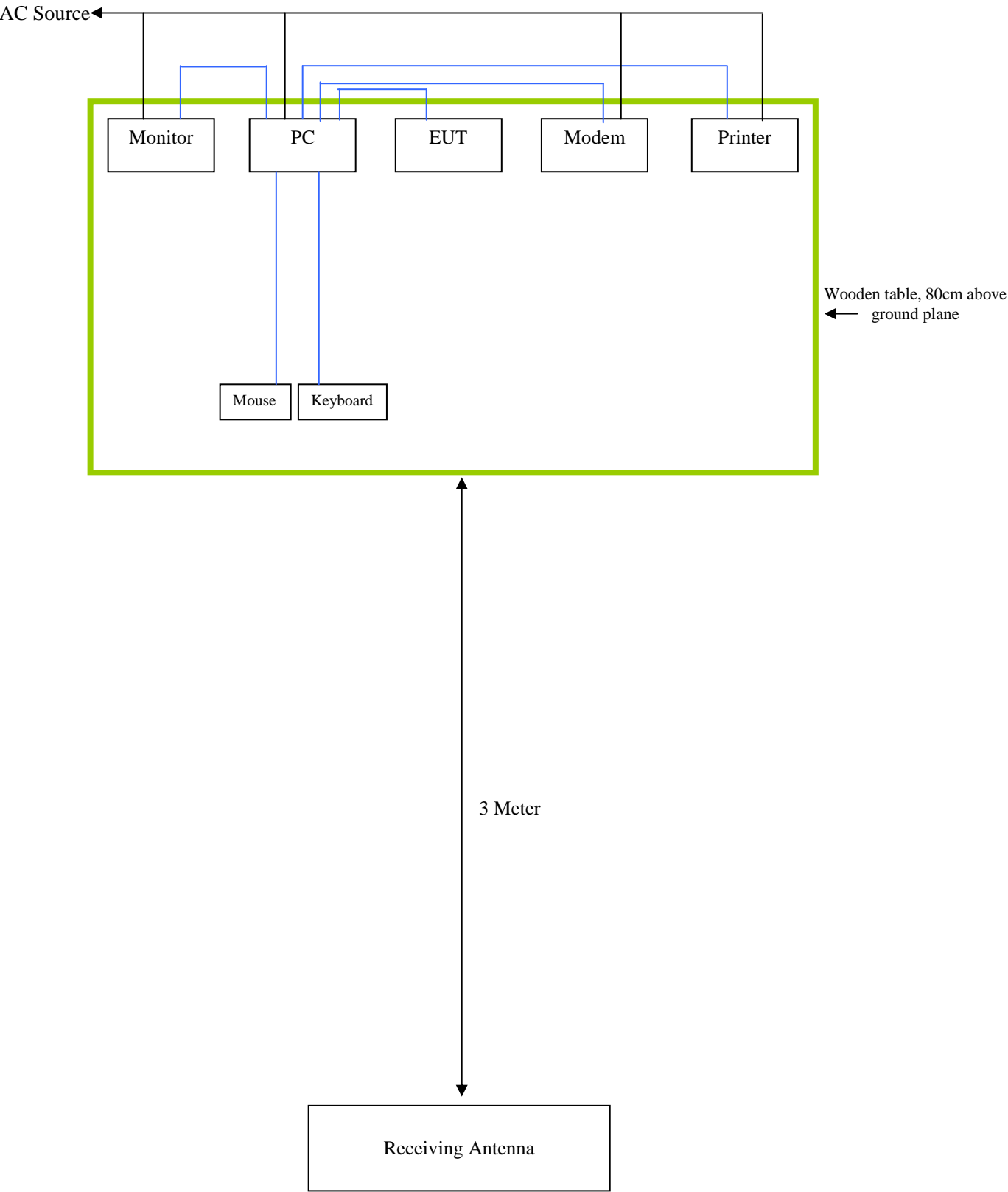
Equipment Description (Including Brand Name)	Model & Serial Number		Cable Description (List Length, Type & Purpose)
Personal computer	a1580TW	CNX6330JSB	N/A
Monitor	T980KACDK21 SN	TWS20006045	1.8m/shielded/detachable
Keyboard	KBX69	0610	1.5m/unshielded /undetachable
Printer	STYLUS C45	FY9YC48288	1.8m/unshielded/detachable
Mouse	STYLUS C45	FY9YC48288	1.8m/unshielded/detachable
Modem	DSL-302G	D6832c009	1.2m/unshielded /detachable



Block Configuration Diagram for Conducted Emission



Block Configuration Diagram for Radiated Emission



## Annex C.ii EUT OPERATING CONDITIONS

The following is the description of how the EUT is exercised during testing.

Test	Description Of Operation
Emissions	EUT is connected to PC and configured for continuous operating to stimulate worst case.

## Annex D. USER MANUAL / BLOCK DIAGRAM / SCHEMATICS / PART LIST

**Please see attachment**

## Annex E. SIEMIC ACCREDITATION CERTIFICATES

### SIEMIC ACREDITATION DETAILS: A2LA Certificate Number: 2742.01

	<b>THE AMERICAN ASSOCIATION FOR LABORATORY ACCREDITATION</b>
<b>ACCREDITED PRODUCT CERTIFICATION BODY</b>	
A2LA has accredited <b>SIEMIC INC.</b> <b>San Jose, CA</b>	
for technical competence as a <b>Product Certification Body</b>	
<small>This product certification body is accredited in accordance with the recognized International Standard ISO/IEC Guide 65:1996 <i>General requirements for bodies operating product certification systems</i>. This accreditation demonstrates technical competence for a defined scope and the operation of a quality management system for a Telecommunications Certification Body (TCB) meeting FCC (U.S.), IDA (Singapore) and IC (Canada) requirements.</small>	
	Presented this 9 <sup>th</sup> day of January 2009.  President For the Accreditation Council Certificate Number: 2742.02 Valid to: September 30, 2010
<small>For the product certification schemes to which this accreditation applies, please refer to the certification body's Scope of Accreditation.</small>	

	 <b>THE AMERICAN ASSOCIATION FOR LABORATORY ACCREDITATION</b>
<b>ACCREDITED LABORATORY</b>	
A2LA has accredited <b>SIEMIC LABORATORIES</b> <b>San Jose, CA</b>	
for technical competence in the field of <b>Electrical Testing</b>	
<small>This laboratory is accredited in accordance with the recognized International Standard ISO/IEC 17025:2005 <i>General Requirements for the Competence of Testing and Calibration Laboratories</i>. This accreditation demonstrates technical competence for a defined scope and the operation of a laboratory quality management system (refer to joint ISO-ILAC-IAF Communiqué dated 18 June 2005).</small>	
	Presented this 11 <sup>th</sup> day of July 2008.  President For the Accreditation Council Certificate Number: 2742.01 Valid to: September 30, 2010
<small>For the tests or types of tests to which this accreditation applies, please refer to the laboratory's Electrical Scope of Accreditation.</small>	

## SCOPE OF ACCREDITATION TO ISO/IEC GUIDE 65:1996

SIEMIC INC.  
 2206 Ringwood Ave.  
 San Jose, CA 95131  
 Mr. Snell Leong (Authorized Representative) Phone: 408 526 1188  
[www.siemic.com](http://www.siemic.com)

### PRODUCT CERTIFICATION CONFORMITY ASSESSMENT BODY (CAB)

Valid to: September 30, 2010

Certificate Number: 2742.02

In recognition of the successful completion of the A2LA Certification Body Accreditation Program evaluation, including the US Federal Communications Commission (FCC), Industry Canada (IC) and Singapore (IDA) requirements for the indicated types of product certifications, accreditation is granted to this organization to perform the following product certification schemes:

#### Economy

#### Scope

#### **Federal Communication Commission - (FCC)**

Unlicensed Radio Frequency Devices	A1, A2, A3, A4
Licensed Radio Frequency Devices	B1, B2, B3, B4
Telephone Terminal Equipment	C

*\*Please refer to FCC TCB Program Roles and Responsibilities, v04, released February 14, 2008 detailing scopes, roles and responsibilities. <http://www.fcc.gov/oet/ea/FCC-Overview-TCB-Program.pdf>*

#### **Industry Canada - (IC)**

Radio	All Radio Standards Specifications (RSS) in Category I Equipment Standards List Radio
-------	--

*\*Please refer to Industry Canada (IC) website at: [http://www.ic.gc.ca/epic/site/smt-gst.nsf/en/h\\_sf01342e.html](http://www.ic.gc.ca/epic/site/smt-gst.nsf/en/h_sf01342e.html)*

#### **IDA – Singapore**

Line Terminal Equipment	All Technical Specifications for Line Terminal Equipment – Table 1 of IDA MRA Recognition Scheme: 2008, Annex 2
Radio-Communication Equipment	All Technical Specifications for Radio-Communication Equipment – Table 2 of IDA MRA Recognition Scheme: 2008, Annex 2

*\*Please refer to Info-Communication Development Authority (IDA) Singapore website at:  
[http://www.ida.gov.sg/doc/Policies%20and%20Regulation/Policies\\_and\\_Regulation\\_Level2/20060609145118/MRARecScheme.pdf](http://www.ida.gov.sg/doc/Policies%20and%20Regulation/Policies_and_Regulation_Level2/20060609145118/MRARecScheme.pdf)*



**SIEMIC ACCREDITATION DETAILS: FCC Registration NO.986914**





Accessing global markets

Title: EMC Test Report for MINI USB Stick  
Model: BR-MUSB  
To: FCC Part 15 Subpart B Class B:Oct. 2009, ANSI C63.4:2009

Serial#: 1002063  
Issue Date: January 19, 2010  
Page 32 of 42  
www.siemic.com.cn

## SIEMIC ACCREDITATION DETAILS: FCC Listing, Registration NO.986914

### FEDERAL COMMUNICATIONS COMMISSION

Laboratory Division  
7435 Oakland Mills Road  
Columbia, MD 21046

April 25, 2008

Registration Number: 986914

SIEMIC Nanjing (China) Laboratories  
2-1 Longcang Avenue,  
Yuhua Economic and Technology Development Park,  
Nanjing, 210039  
China

Attention: Leslie Bai

Re: Measurement facility located at 2-1 Longcang Avenue, Nanjing, China  
Anechoic chamber (3 meters) and 3&10 meter OATS  
Date of Listing: April 25, 2008

Dear Sir or Madam:

Your request for registration of the subject measurement facility has been reviewed and found to be in compliance with the requirements of Section 2.948 of the FCC rules. The information has, therefore, been placed on file and the name of your organization added to the list of facilities whose measurement data will be accepted in conjunction with applications for Certification under Parts 15 or 18 of the Commission's Rules. Please note that the file must be updated for any changes made to the facility and the registration must be renewed at least every three years.

Measurement facilities that have indicated that they are available to the public to perform measurement services on a fee basis may be found on the FCC website [www.fcc.gov](http://www.fcc.gov) under E-Filing, OET Equipment Authorization Electronic Filing, Test Firms.

Sincerely,

Katie Hawkins  
Electronics Engineer



**SIEMIC ACCREDITATION DETAILS: Industry of Canada Registration No. 4842**

February 19, 2009

OUR FILE: 46405-4842  
Submission No: 131645

**SIEMIC NANJING (CHINA) LABORATORIES**

2-1 Longcang Avenue  
Yuhua Economic & Technology Dev. Park  
Nanjing  
China

*Attention:* Leslie Bai

Dear Sir/Madame:

The Bureau has received your application for the registration of a 3m/10m alternative test site. Be advised that the information received was satisfactory to Industry Canada. The following number(s) is now associated to the site(s) for which registration / renewal was sought ( 4842B-1 ). Please reference the appropriate site number in the body of test reports containing measurements performed on the site. In addition, please keep for your records the following information;

- Your primary code is: 4842

- The company number associated to the site(s) located at the above address is: 4842B

Furthermore, to obtain or renew a unique site number, the applicant shall demonstrate that the site has been accredited to ANSI C63.4-2003 or later. A scope of accreditation indicating the accreditation by a recognized accreditation body to ANSI C63.4-2003 shall be accepted. Please indicate in a letter the previous assigned site number if applicable and the type of site (example: 3 meter OATS or 3 meter chamber). If the test facility is not accredited to ANSI C63.4-2003 or later, the test facility shall submit test data demonstrating full compliance with the ANSI standard. The Bureau will evaluate the filing to determine if recognition shall be granted.

The frequency for re-validation of the test site and the information that is required to be filed or retained by the testing party shall comply with the requirements established by the accrediting organization. However, in all cases, test site re-validation shall occur on an interval not to exceed two years. There is no fee or form associated with an OATS filing. OATS submissions are encouraged to be submitted electronically to the Bureau using the following URL;

[http://strategis.ic.gc.ca/epic/internet/inceb-bhst.nsf/en/1\\_m00052e.html](http://strategis.ic.gc.ca/epic/internet/inceb-bhst.nsf/en/1_m00052e.html).

If you have any questions, you may contact the Bureau by e-mail at [certification.bureau@ic.gc.ca](mailto:certification.bureau@ic.gc.ca). Please reference our file and submission number above for all correspondence.

Yours sincerely,



Joshua Laviolette  
For: Wireless Laboratory Manager  
**Certification and Engineering Bureau**  
3701 Carling Ave., Building 94  
P.O. Box 11490, Station "H"  
Ottawa, Ontario K2H 8S2  
Email: [joshua.laviolette@ic.gc.ca](mailto:joshua.laviolette@ic.gc.ca)  
Tel. No. (613) 990-2681  
Fax. No. (613) 990-4752

**SIEMIC ACREDITATION DETAILS: Industry of Canada CAB ID : US0160**



**UNITED STATES DEPARTMENT OF COMMERCE**  
**National Institute of Standards and Technology**  
Gaithersburg, Maryland 20899

March 4, 2009

Mr. Leslie Bai  
SIEMIC, Inc.  
2206 Ringwood Avenue  
San Jose, CA 95131

Dear Mr. Bai:

NIST is pleased to inform you that your laboratory has been recognized by Industry Canada (IC), under the Asia Pacific Economic Cooperation for Telecommunications Equipment Mutual Recognition Arrangement (APEC Tel MRA). Your laboratory is now designated to act as a Conformity Assessment Body (CAB) under Appendix B, **Phase I** Procedures, of the APEC Tel MRA. The pertinent information about your laboratory's designation is as follows:

CAB Name: SIEMIC, Inc.  
Physical Location: 2206 Ringwood Avenue, San Jose, CA 95131 USA  
Identification No.: US0160  
Recognized Scope: CS-03 Part I, II, V, VI, VII and VIII

You may submit test data to IC to verify that the equipment to be imported into Canada satisfies the applicable requirements. The designation of your organization will remain in force as long as its accreditation for the designated scope remains valid and comply with the designation requirements.

Recognized CABs are listed on the NIST website at <http://ts.nist.gov/mra>. Please contact Ms. Ramona Saar at (301) 975-5521 or [ramona.saar@nist.gov](mailto:ramona.saar@nist.gov) if you have any questions.

Sincerely,

David F. Alderman  
Group Leader, Standards Coordination and Conformity Group  
Standards Services Division

Enclosure

cc: CAB Program Manager

**NIST**

**SIEMIC ACREDITATION DETAILS: Australia CAB ID : US0160**

**UNITED STATES DEPARTMENT OF COMMERCE**  
**National Institute of Standards and Technology**  
Gaithersburg, Maryland 20899

November 20, 2008

Mr. Leslie Bai  
SIEMIC, Inc.  
2206 Ringwood Avenue  
San Jose, CA 95131

Dear Mr. Bai:

NIST is pleased to inform you that your laboratory has been recognized by the Australian Communications and Media Authority (ACMA) under the Asia Pacific Economic Cooperation for Telecommunications Equipment Mutual Recognition Arrangement (APEC Tel MRA). Your laboratory is now designated to act as a Conformity Assessment Body (CAB) under Appendix B, **Phase I** Procedures, of the APEC Tel MRA. The pertinent information about your laboratory's designation is as follows:

CAB Name:	Siemic, Inc.
Physical Location:	2206 Ringwood Avenue, San Jose, CA 95131
Identification No.:	US0160
Recognized Scope:	<u>EMC:</u> AS/NZS 4251.1 (until 5/31/2009), AS/NZS 4251.2 (until 5/31/2009), AS/NZS CISPR 11, AS/NZS CISPR 14.1, AS/NZS CISPR 22, AS/NZS 61000.6.3, AS/NZS 61000.6.4 <u>Radiocommunications:</u> AS/NZS 4281, AS/NZS 4268, AS/NZS 4280.1, AS/NZS 4280.2, AS/NZS 4295, AS/NZS 4582, AS/NZS 4583, AS/NZS 4769.1, AS/NZS 4769.2, AS/NZS 4770, AS/NZS 4771 <u>Telecommunications:</u> AS/ACIF S002:05, AS/ACIF S003:06, AS/ACIF S004:06, AS/ACIF S006:01, AS/ACIF S016:01, AS/ACIF S031:01, AS/ACIF S038:01, AS/ACIF S040:01, AS/ACIF S041:05, AS/ACIF S043.2:06, AS/NZS 60950.1

You may submit test data to ACMA to verify that the equipment to be imported into Australia satisfies the applicable requirements. The designation of your organization will remain in force as long as its accreditation for the designated scope remains valid and comply with the designation requirements. Recognized CABs are listed on the NIST website at <http://ts.nist.gov/mra>. Please contact Ms. Ramona Saar, at (301) 975-5521 or [ramona.saar@nist.gov](mailto:ramona.saar@nist.gov) if you have questions.

Sincerely,

David F. Alderman  
Group Leader, Standards Coordination and Conformity Group  
Standards Services Division

Enclosure

cc: Snell Leong, Siemic, Inc.; Ramona Saar, NIST

**SIEMIC ACREDITATION DETAILS: Korea CAB ID: US0160**



**UNITED STATES DEPARTMENT OF COMMERCE**  
**National Institute of Standards and Technology**  
Gaithersburg, Maryland 20899

October 1, 2008

Mr. Leslie Bai  
SIEMIC, Inc.  
2206 Ringwood Avenue  
San Jose, CA 95131

Dear Mr. Bai:

NIST is pleased to inform you that your laboratory has been recognized by the Radio Research Agency (RRA) Korea Communications Commission (KCC) under the Asia Pacific Economic Cooperation for Telecommunications Equipment Mutual Recognition Arrangement (APEC Tel MRA). Your laboratory is now designated to act as a Conformity Assessment Body (CAB) under Appendix B, **Phase I** Procedures, of the APEC Tel MRA. The pertinent information about your laboratory's designation is as follows:

CAB Name: SIEMIC, Inc.  
Physical Location: 2206 Ringwood Avenue, San Jose, CA 95131  
Identification No.: US0160  
Recognized Scope: **EMI:** KCC Notice 2008-39, RRL Notice 2008-3: CA Procedures for EMI  
KN22: Test Method for EMI  
**EMS:** KCC Notice 2008-38, RRL Notice 2008-4: CA Procedures for EMS  
KN24, KN-61000-4-2, -4-3, -4-4, -4-5, -4-6, -4-8, -4-11: Test Method for EMS  
**Wireless:** RRL Notice 2008-26, RRL Notice 2008-2, RRL Notice 2008-10,  
RRL Notice 2007-49, RRL Notice 2007-20, RRL Notice 2007-21,  
RRL Notice 2007-80, RRL Notice 2004-68  
**Wired:** President Notice 20664, RRL Notice 2007-30,  
RRL Notice 2008-7 with attachments 1, 3, 5, 6  
President Notice 20664, RRL Notice 2008-7 with attachment 4

You may submit test data to RRA/KCC to verify that the equipment to be imported into Korea satisfies the applicable requirements. The designation of your organization will remain in force as long as its accreditation for the designated scope remains valid and comply with the designation requirements.

Recognized CABs are listed on the NIST website at <http://ts.nist.gov/mra>. If you have any questions please contact Ramona Saar at (301) 975-5521 or [ramona.saar@nist.gov](mailto:ramona.saar@nist.gov).

Sincerely,



David F. Alderman  
Group Leader, Standards Coordination and Conformity Group  
Standards Services Division

Enclosure

cc: Ramona Saar

**NIST**



**SIEMIC ACREDITATION DETAILS: Taiwan BSMI Accreditation No. SL2-IN-E-1130R**



UNITED STATES DEPARTMENT OF COMMERCE  
National Institute of Standards and Technology  
Gaithersburg, Maryland 20885

May 3, 2006

Mr. Leslie Bai  
SIEMIC Laboratories  
2206 Ringwood Avenue  
San Jose, CA 95131

Dear Mr. Bai:

I am pleased to inform you that your laboratory has been recognized by the Chinese Taipei's Bureau of Standards, Metrology, and Inspection (BSMI) under the Asia Pacific Economic Cooperation (APEC) Mutual Recognition Arrangement (MRA). Your laboratory is now designated to act as a Conformity Assessment Body (CAB) under Appendix B, **Phase I** Procedures, of the APEC Tel MRA. You may submit test data to BSMI to verify that the equipment to be imported into Chinese Taipei satisfies the applicable requirements. The designation of your organization will remain in force as long as its accreditation for the designated scope remains valid and comply with the designation requirements. The pertinent designation information is as follows:

- BSMI number: **SL2-IN-E-1130R** (Must be applied to the test reports)
- U.S. Identification No: **US0160**
- Scope of Designation: **CNS 13438**
- Authorized signatory: **Mr. Leslie Bai**

The names of all recognized CABs will be posted on the NIST website at <http://ts.nist.gov/mra>. If you have any questions, please contact Mr. Dhillon at 301-975-5521. We appreciate your continued interest in our international conformity assessment activities.

Sincerely,

David F. Alderman  
Group Leader, Standards Coordination and Conformity Group

cc: Jogindar Dhillon

**NIST**

**SIEMIC ACREDITATION DETAILS: Taiwan NCC CAB ID: US0160**



**UNITED STATES DEPARTMENT OF COMMERCE**  
**National Institute of Standards and Technology**  
Gaithersburg, Maryland 20899

November 25, 2008

Mr. Leslie Bai  
SIEMIC, Inc.  
2206 Ringwood Avenue  
San Jose, CA 95131

Dear Mr. Bai:

NIST is pleased to inform you that your laboratory has been recognized by the National Communications Commission (NCC) for the requested scope expansion under the Asia Pacific Economic Cooperation for Telecommunications Equipment Mutual Recognition Arrangement (APEC Tel MRA). Your laboratory is designated to act as a Conformity Assessment Body (CAB) under Appendix B, **Phase I** Procedures, of the APEC Tel MRA. The pertinent information about your laboratory's designation is as follows:

CAB Name:	SIEMIC, Inc.
Physical Location:	2206 Ringwood Avenue, San Jose, CA 95131
Identification No.:	US0160
Current Scope:	LP0002
Additional Scope:	PSTN01, ADSL01, ID0002, IS6100 and CNS 14336

You may submit test data to NCC to verify that the equipment to be imported into China satisfies the applicable requirements. The designation of your organization will remain in force as long as its accreditation for the designated scope remains valid and comply with the designation requirements.

Recognized CABs are listed on the NIST website at <http://ts.nist.gov/mra>. If you have any questions please contact Ramona Saar at (301) 975-5521 or [ramona.saar@nist.gov](mailto:ramona.saar@nist.gov).

Sincerely,

David F. Alderman  
Group Leader, Standards Coordination and Conformity Group  
Standards Services Division

Enclosure

cc: Ramona Saar

**NIST**



**SIEMIC, Inc.**

Accessing global markets

Title: EMC Test Report for MINI USB Stick  
Model: BR-MUSB  
To: FCC Part 15 Subpart B Class B:Oct. 2009, ANSI C63.4:2009

Serial#: 1002063  
Issue Date: January 19, 2010  
Page 39 of 42  
[www.siemic.com.cn](http://www.siemic.com.cn)

## SIEMIC ACREDITATION DETAILS: Mexico NOM Recognition



CAMARA NACIONAL  
DE LA INDUSTRIA  
ELECTRONICA, DE  
TELECOMUNICACIONES  
E INFORMATICA

### Laboratorio Valentín V. Rivero

México D.F. a 18 de octubre de 2009.

LESLIE BAI  
DIRECTOR OF CERTIFICATION  
SIEMIC LABORATORIES, INC.  
ACCESSING GLOBAL MARKETS  
P R E S E N T E

En contestación a su escrito de fecha 5 de septiembre del año en curso, le comento que estamos muy interesados en su intención de firmar un Acuerdo de Reconocimiento Mutuo, para lo cual adjunto a este escrito encontrara el Acuerdo en idioma inglés y español prellenado de los cuales le pido sea revisado y en su caso corregido, para que al estar de acuerdo poder firmarlo para mandarlo con las autoridades Mexicanas para su visto bueno y así poder ejercer dicho acuerdo.

Aprovecho este escrito para mencionarle que nuestro intermediario gestor será la empresa Isotel de México, S. A. de C. V., empresa que ha colaborado durante mucho tiempo con nosotros en lo relacionado a la evaluación de la conformidad y que cuenta con amplia experiencia en la gestión de la certificación de cumplimiento con Normas Oficiales Mexicanas de producto en México.

Me despido de usted enviándole un cordial saludo y esperando sus comentarios al Acuerdo que nos ocupa.

Atentamente:

  
Ing. Faustino Gomez Gonzalez  
Gerente Técnico del Laboratorio de  
CANIETI

Calle 17  
Polanco, CDMX  
México D.F.  
Tel: 5294 0000 con 12 líneas  
Fax: 5294 0455  
[www.canieti.org](http://www.canieti.org)

**SIEMIC ACREDITATION DETAILS: Hong Kong OFTA CAB ID : US0160**



**UNITED STATES DEPARTMENT OF COMMERCE**  
**National Institute of Standards and Technology**  
Gaithersburg, Maryland 20899-

December 8, 2008

Mr. Leslie Bai  
SIEMIC, Inc.  
2206 Ringwood Avenue  
San Jose, CA 95131

Dear Mr. Bai:

NIST is pleased to inform you that your laboratory has been recognized by the Office of the Telecommunications Authority (OFTA) under the Asia Pacific Economic Cooperation for Telecommunications Equipment Mutual Recognition Arrangement (APEC Tel MRA). Your laboratory is now designated to act as a Conformity Assessment Body (CAB) under Appendix B, **Phase I** Procedures, of the APEC Tel MRA. The pertinent information about your laboratory's designation is as follows:

CAB Name: SIEMIC, Inc.  
Physical Location: 2206 Ringwood Avenue, San Jose, California 95131 USA  
Identification No.: US0160  
Recognized Scope: **Radio:** HKTA 1002, 1007, 1008, 1010, 1015, 1016, 1020, 1022, 1026, 1027, 1029, 1030, 1031, 1032, 1033, 1034, 1035, 1036, 1037, 1039, 1041, 1042, 1043, 1044, 1046, 1047, 1048, 1049, 1051  
**Telecom:** HKTA 2011, 2012, 2013, 2014, 2017, 2018, 2022, 2024, 2026, 2027, 2028, 2029, 2030, 2031, 2032, 2033

You may submit test data to OFTA to verify that the equipment to be imported into Hong Kong satisfies the applicable requirements. The designation of your organization will remain in force as long as its accreditation for the designated scope remains valid and comply with the designation requirements.

Recognized CABs are listed on the NIST website at <http://ts.nist.gov/mra>. If you have any questions please contact Ramona Saar at (301) 975-5521 or [ramona.saar@nist.gov](mailto:ramona.saar@nist.gov).

Sincerely,

David F. Alderman  
Group Leader, Standards Coordination and Conformity Group  
Standards Services Division

Enclosure

cc: Ramona Saar

**NIST**



**SIEMIC ACREDITATION DETAILS: Australia ACMA CAB ID: US0160**

**UNITED STATES DEPARTMENT OF COMMERCE**  
**National Institute of Standards and Technology**  
Gaithersburg, Maryland 20899

November 20, 2008

Mr. Leslie Bai  
SIEMIC, Inc.  
2206 Ringwood Avenue  
San Jose, CA 95131

Dear Mr. Bai:

NIST is pleased to inform you that your laboratory has been recognized by the Australian Communications and Media Authority (ACMA) under the Asia Pacific Economic Cooperation for Telecommunications Equipment Mutual Recognition Arrangement (APEC Tel MRA). Your laboratory is now designated to act as a Conformity Assessment Body (CAB) under Appendix B, **Phase I** Procedures, of the APEC Tel MRA. The pertinent information about your laboratory's designation is as follows:

<b>CAB Name:</b>	Siemic, Inc.
<b>Physical Location:</b>	2206 Ringwood Avenue, San Jose, CA 95131
<b>Identification No.:</b>	US0160
<b>Recognized Scope:</b>	<u>EMC:</u> AS/NZS 4251.1 (until 5/31/2009), AS/NZS 4251.2 (until 5/31/2009), AS/NZS CISPR 11, AS/NZS CISPR 14.1, AS/NZS CISPR 22, AS/NZS 61000.6.3, AS/NZS 61000.6.4 <u>Radiocommunications:</u> AS/NZS 4281, AS/NZS 4268, AS/NZS 4280.1, AS/NZS 4280.2, AS/NZS 4295, AS/NZS 4582, AS/NZS 4583, AS/NZS 4769.1, AS/NZS 4769.2, AS/NZS 4770, AS/NZS 4771 <u>Telecommunications:</u> AS/ACIF S002:05, AS/ACIF S003:06, AS/ACIF S004:06, AS/ACIF S006:01, AS/ACIF S016:01, AS/ACIF S031:01, AS/ACIF S038:01, AS/ACIF S040:01, AS/ACIF S041:05, AS/ACIF S043.2:06, AS/NZS 60950.1

You may submit test data to ACMA to verify that the equipment to be imported into Australia satisfies the applicable requirements. The designation of your organization will remain in force as long as its accreditation for the designated scope remains valid and comply with the designation requirements. Recognized CABs are listed on the NIST website at <http://ts.nist.gov/mra>. Please contact Ms. Ramona Saar, at (301) 975-5521 or [ramona.saar@nist.gov](mailto:ramona.saar@nist.gov) if you have questions.

Sincerely,

David F. Alderman  
Group Leader, Standards Coordination and Conformity Group  
Standards Services Division

Enclosure

cc: Snell Leong, Siemic, Inc.; Ramona Saar, NIST

## SIEMIC ACREDITATION DETAILS: Australia NATA Recognition



Leslie Bai  
SIEMIC, Inc.  
2206 Ringwood Avenue  
San Jose, CA 95131

November 4, 2008

Under Australian government legislation, the Australian Communications and Media Authority (ACMA) has determined the National Association of Testing Authorities, Australia (NATA) as an accreditation body as per Section 409(1) of the Telecommunications Act 1997 (Cth). Pursuant to Section 409(2) of the Telecommunications Act 1997 (Cth), I am pleased to advise that your laboratory has been determined as a Recognised Testing Authority (RTA).

This determination has been made on the basis of your accreditation by A2LA accreditation no. 2742.01 and the Mutual Recognition Agreement between NATA and A2LA. It is effective from 11 July 2008. RTA status applies only to the following standards and is contingent upon their continued inclusion in your laboratory's scope of accreditation.

**AS/ACIF S002, AS/ACIF S003, AS/ACIF S004,  
AS/ACIF S006, AS/ACIF S016, AS/ACIF S031,  
AS/ACIF S038, AS/ACIF S041 and  
AS/ACIF S043.2**

As an RTA, your laboratory has the following obligations:

1. the laboratory shall continue to meet all of the accreditation criteria of A2LA;
2. the authorised representative of the laboratory shall notify NATA of changes to the staff or operations of the laboratory which would affect the performance of the tests for which the laboratory has been determined;
3. compliance of equipment shall be reported on test reports bearing the A2LA logo/endorsement.

Current information on the Australian Communications and Media Authority and regulatory requirements for telecommunications products within Australia can be obtained from the ACMA's web-site at "<http://www.acma.gov.au>". Further information about NATA may be gained by visiting "<http://www.nata.asn.au>".

Please note that AS/ACIF S040 and New Zealand standards do not form part of the RTA scheme.

Your RTA listing will appear on the NATA website shortly.

Kind Regards

Chris Norton,  
Senior Scientific Officer  
Measurement Science and Technology  
National Association of Testing Authorities (NATA)  
71-73 Flemington Road  
North Melbourne Vic 3051  
Australia  
Ph: +61 3 9329 1633 Fx: +61 3 9326 5148  
E-Mail: [Christopher.Norton@nata.asn.au](mailto:Christopher.Norton@nata.asn.au)  
Internet: [www.nata.asn.au](http://www.nata.asn.au)