


Appendix F: Photographs



DUT for conducted measurements Front/Back face view:



DUT for radiated measurements Front/Back face view:





Antennas:




Batteries Front face and back face view:



Accessory 1:




Accessory 2:



Accessory 3:




Accessory 4:



Accessory 5:




Accessory 6:




Test set views:

Check position:





Tilt position:





Front of face position (25 mm):




Front face position (5 mm):



Back face position (5 mm):



Back face position + Accessory 1 (0 mm):



Front face position + Accessory 2 (0 mm):



Back face position + Accessory 2 (0 mm):



Back face position + Accessory 3 (0 mm):




Back face position + Accessory 4 (0 mm):




Back face position + Accessory 5 (0 mm):



Back face position + Accessory 6 (0 mm):



General test position for head measurements:



General test position for body measurements:

