

High Gain Antenna 430-472MHz

330-00010 | SPR-09688

23/07/2018 v3

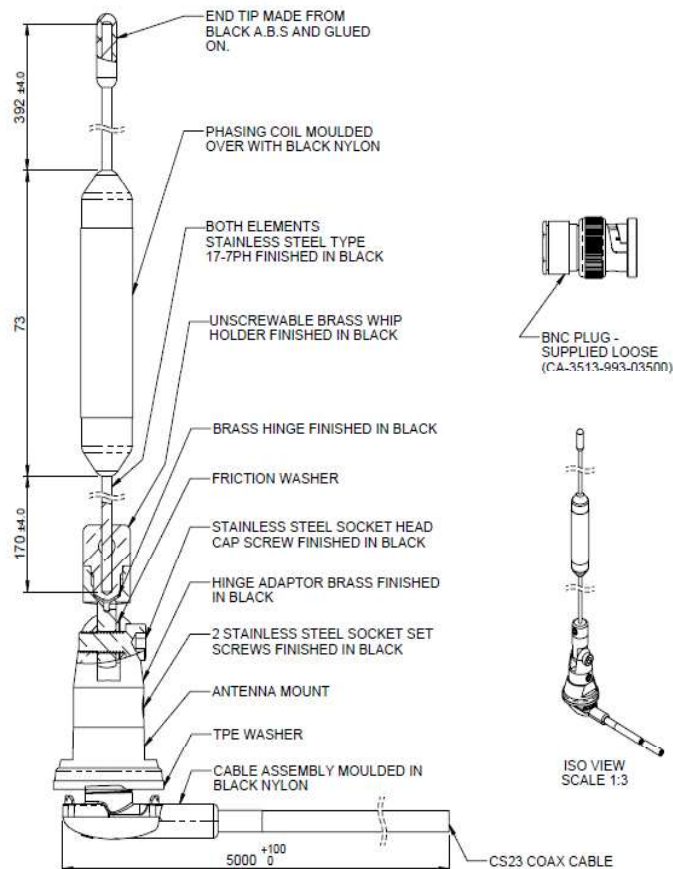


High Gain antenna
Panel mount base
Integrated low loss cable with BNC (m)

Constructed from high quality materials with a stainless steel whip this high gain antenna features a moulded phasing coil and a hinged base which can be used to flatten the antenna to a vehicle roof for low clearance scenarios like garages and car washes.

Supplied with a modular fitment the antenna can be mounted to the Panorama M8, MMR and other modular bases.

Technical Drawing

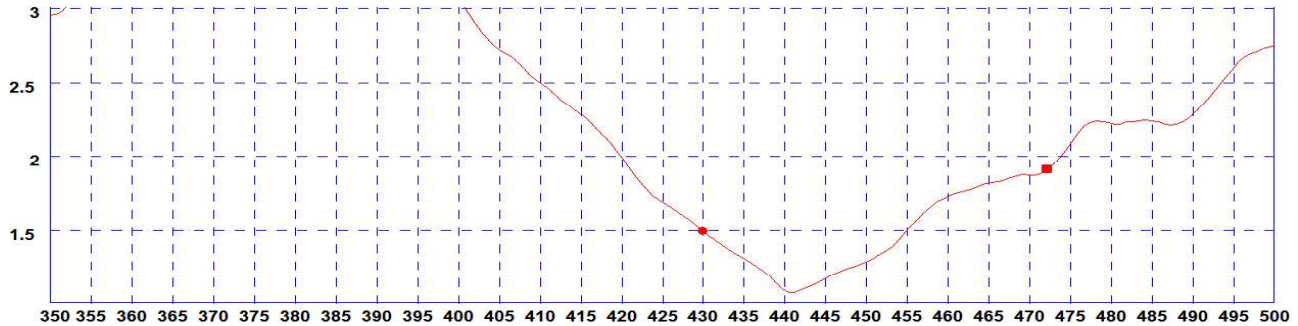


High Gain Antenna 430-472MHz

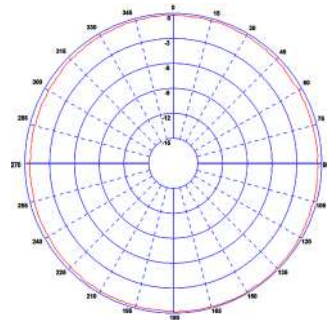
330-00010 | SPR-09688

Typical VSWR*

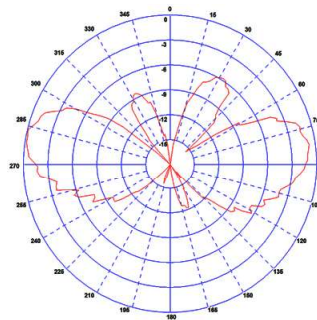
Product Data



Typical H-Plane Pattern



Typical E-Plane Pattern



Part No.

SPR-09688

Electrical Data

Frequency Range (MHz)	430-472
VSWR (Typical)*	< 2 : 1
Nominal Gain (isotropic)**	7dBi
Impedance	50Ω
Max Input Power (W)	50

Mechanical Data

Dimensions (mm)	Whip Length	683 +/- 4 (26.89")
	Base Height	15 (0.6")
	Diameter	28 (1.1")
Operating Temp (°C)	-40° / +80°C (-40° / +176°f)	
Material	ABS, Polyamide, Brass & Stainless Steel	
Colour	Black	

Cable Data

Cable Type	CS23 (RG58 c/u)
Diameter (mm)	5 (0.2")
Length (m)	5 (17')
Connector	BNC plug supplied loose

*VSWR measured on an M8 on a 1m x1m (3.3' x 3.3') ground plane including 5m (17') cable.

**Peak gain measured at the horizon not including cable loss.

PANORAMA ANTENNAS

Panorama Antennas Ltd
Frogmore, London, SW18 1HF, United Kingdom

T: +44 (0)20 8877 4444
F: +44 (0)20 8877 4477
E: sales@panorama-antennas.com
www.panorama-antennas.com

Waiver: The data given above is indicative of the performance of the product/s under particular conditions and does not imply a guarantee of performance. These specifications are subject to change without notice. Copyright © Panorama Antennas Ltd. All rights reserved.