



Annex A Test setup photos




EUT with Ethernet connection (DC supplied, fping)

Annex A Test setup photos




EUT with Ethernet connection (PoE supplied, fping)

Annex A Test setup photos



EUT in RX mode


Annex A Test setup photos




EUT with USB connection to laptop PC (service mode)

Annex A Test setup photos

1 Test setups (Radiated 30 MHz – 1 GHz)




EUT with Ethernet connection (fping)
Test setup semi-anechoic chamber




EUT with USB connection to laptop PC (service mode)
Test setup semi-anechoic chamber

Annex A Test setup photos




EUT in RX mode
Test setup semi-anechoic chamber

2 Test setups (Radiated above 1 GHz)



EUT with Ethernet connection
Test setup semi-anechoic chamber with ground absorbers

Annex A Test setup photos



EUT with USB connection to laptop PC (service mode)
Test setup semi-anechoic chamber with ground absorbers

3 Test setups (Powerline conducted)




Test setup powerline conducted
EUT with Ethernet connection (DC supplied, fping)

Annex A Test setup photos



Test setup powerline conducted
EUT with Ethernet connection (PoE supplied, fping)



Test setup powerline conducted
EUT with USB connection to laptop PC (service mode)

Annex A Test setup photos



Test setup powerline conducted
EUT in RX mode