



# INSTRUCTIONS

This manual is applicable to following type of products:

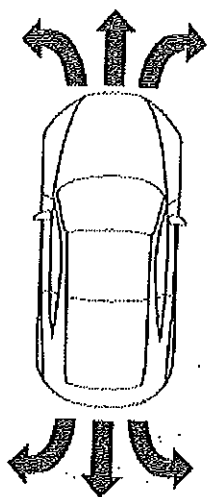
14700,15000,21700,22300,26300,27300,27700,27900,28300,28500,30300,30500,30700,30900,31300,31700,32100,34200,35200,35400,35700,36000,36200,36500,38600,38800,39000,39700,39800,39900,40100,40200,44300,44500,44700,46100,46200,46300,46400,46500,46600,46700,46800,46900,47000,48100,48200,48300,48400,48500,48600,48700,48800,48900,49000.

## OPERATION GUIDE

- Please open the lid and put 3pcs of "AA" batteries into the car according to its polarity, then close and screw the lid.
- Please open the lid and put 2pcs of "AA" batteries according to its polarity, then close and screw the lid.
- Push the switch to the "ON" position on the car, and it can be operating.
- Adjust the direction adjustment switch to control the car running in a straightline.

## CAUTION

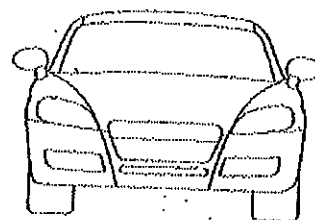
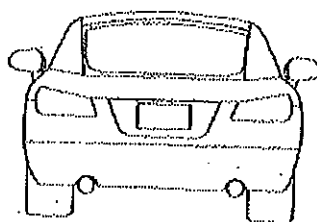
1. Different types of batteries or new and used batteries are not to be mixed. Exhausted batteries are to be removed from the toy.
2. Batteries should be replaced by an adult. Batteries are to be inserted with the correct polarity. The supply terminals are not to be short-circuited.
3. Non-rechargeable batteries are not to be recharged. Rechargeable batteries are to be removed from the toy before being charged. Rechargeable batteries are only to be charged under adult supervision, leaked or broken batteries are not to be charged.
4. Only batteries of the same or equivalent type as recommended are to be used.
5. The antenna and wire are not to be inserted into socket-outlets.
6. Never put the batteries near fire or any source of heat, nor dispose it into water or left it under direct sunlight.
7. Skin or clothing is to be washed immediately if contact with the liquid leaked from the battery.
8. Regular examination of the toy for any damage to its wires, plug, enclosure and other parts, and they must not be used until the damage has been repaired.
9. For better preservation of rechargeable batteries, please regular recharged for it. And only charger of the same or equivalent type as recommended are to be used.
10. Plastic bag is not for playing, for which may cause suffocation, please keep away from small children.




## FEATURES & FUNCTION:

Function: Forward, Reverse, Turn Left, Turn Right.


Features: Authentic car styling with injection moulded body, Independent suspension system.



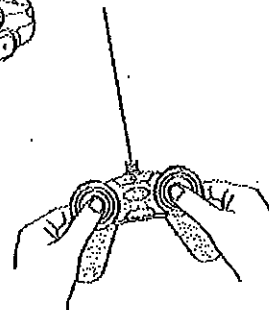

1. When your vehicle starts to lose power, it may lose functions or performance. It's time for fresh batteries (or recharged). Your vehicle's running time may change depending on your driving style.




3. Don't drive your vehicle in sand or through water or snow.




2. Radio interference can make your vehicle run badly. Interference can be caused by other R/C vehicles running on the same frequency, electrical wires, large buildings, or CB radios. Try to stay away from these!



4. Don't put your vehicle near heat or in direct sunlight. Always turn switches OFF after operating.



5. Point your transmitter antenna up not down toward your vehicle. If your vehicle gets too far away, it won't work properly. If your transmitter has an antenna carry-loop feature, make sure the antenna is removed from the holder and straightened before operating.



Car pictures demonstrated above may vary from the toys. The instruction has to be kept since it contains important information.

XINGHUI AUTO MODEL CO., LTD.  
[Http://www.rastar.cn](http://www.rastar.cn)

**"The device complies with Part 15 of the FCC Rules. Operation is subject to the following two conditions: (1) this device may not cause harmful interference, and (2) this device must accept any interference received, including interference that may cause undesired operation."**

**"Changes or modifications not expressly approved by the party responsible for compliance could void the user's authority to operate the product."**

**"NOTE: This product has been tested and found to comply with the limits for a Class B digital device, pursuant to Part 15 of the FCC Rules. These limits are designed to provide reasonable protection against harmful interference in a residential installation. This product generates, uses and can radiate radio frequency energy and, if not installed and used in accordance with the instructions, may cause harmful interference to radio communications. However, there is no guarantee that interference will not occur in a particular installation. If the product does cause harmful interference to radio or television reception, which can be determined by turning the equipment off and on, the user is encouraged to try to correct the interference by one or more of the following measures:**

- Reorient or relocate the receiving antenna.**
- Increase the separation between the product and receiver.**
- Connect the product into an outlet on a circuit different from that to which the receiver is connected.**
- Consult the dealer or an experienced radio/TV technician for help."**