

HVIN	PMN	FCC ID	ISED Certification Number
NORA-W401	NORA-W401	XPYNORAW4	8595A-NORAW4
NORA-W461	NORA-W461	XPYNORAW4	8595A-NORAW4
NORA-W406	NORA-W406	XPYNORAW4	8595A-NORAW4
NORA-W466	NORA-W466	XPYNORAW4	8595A-NORAW4

Label location information for NORA-W4 series modules

The product label is affixed on to the module shield cover as shown in Figure 1. The size of the label is 8 x 8 mm and contains the following information:

- A Data Matrix formatted bar code, with a unique serial number
- Date of unit production formatted YY/WW (year/week)
- Major and minor product version info
- Product marketing name

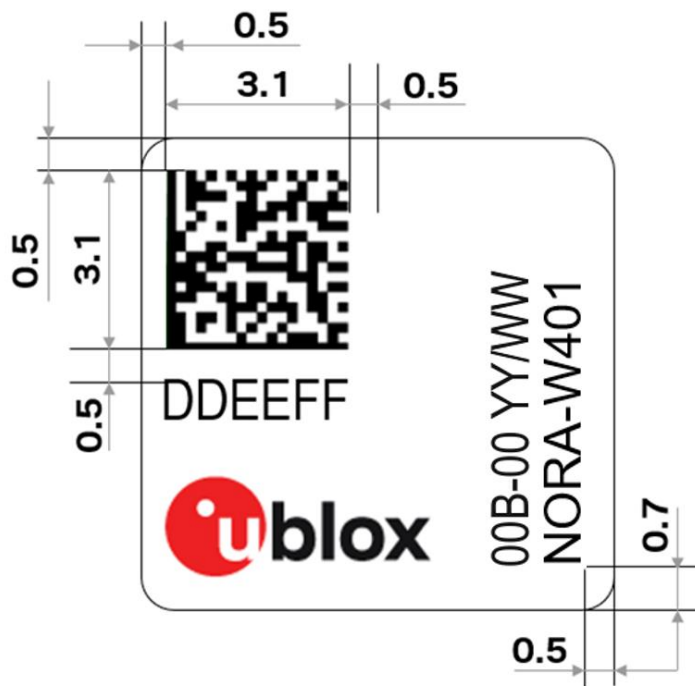


Figure 1: Label of the NORA-W4 modules




Figure 2: Actual size of the NORA-W4 modules identifier marking (8 x 8 mm)




Figure 3: Label location of the NORA-W4 modules

The modules are SMT components shipped to the OEM-integrator on Tape&Reel packed in a sealed Dry-Pac bag and mounted onto the host board by automatic “Pick&Place” machines. As the module is a surface mount device that is soldered onto the host it is not possible to place the label on the secondary side of the module.

To be able to fit the FCC/IC certification number on the label the font size has to be smaller than 4 points. Using such small font size makes the certification number too small to be readable. Therefore in accordance with CFR 47 §2.925 (f) the FCC IDs is not printed on the label but instead placed in the user manual and placed on the device packaging (e.g. Dry-Pac bag).

The user manual also contains instruction on how to attach an auxiliary label on the end-product in compliance with the modular approval guidelines. The instructions will call attention to place the auxiliary label on an exterior surface of the device such that it will be visible upon inspection. The auxiliary label will have at least the information shown in 3.

This device contains FCC ID: XPYNORAW4 IC: 8595A-NORAW4

Figure 3: Auxiliary labels of NORA-W4 series modules