


Annex A. Photographs

A.1 Setup Photo

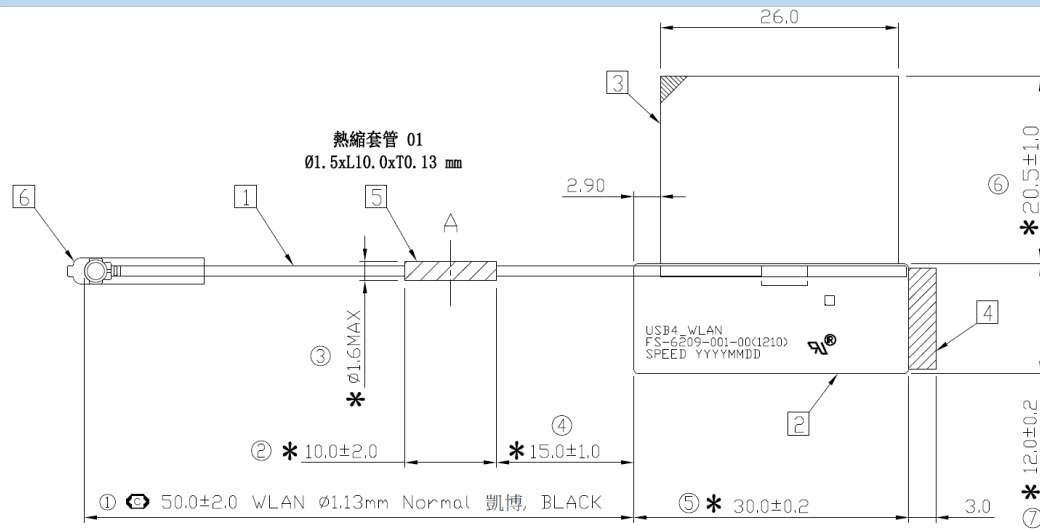
Test Conditions
NB under test placed on a non-conductive structure at sufficient height to be in the 'quiet zone' of the chamber
The NB under test must be fully populated with a power, motherboard, hard drive, disk drives, etc... The purpose is to characterize the antennas on a fully populated customer deliverable unit.
NB's panel should be parallel with XY-plane and face to Y-axle, see diagram below.



A.2 Test sample


Main Antenna

Antenna Drawing



Antenna Photo

Front



Back

