Mode	2	
	Harmonic	
	2400-2483.5_802.11b_CH06_2437MHz	
ANT	1	
Pol.	Horizontal	Vertical
Peak Avg	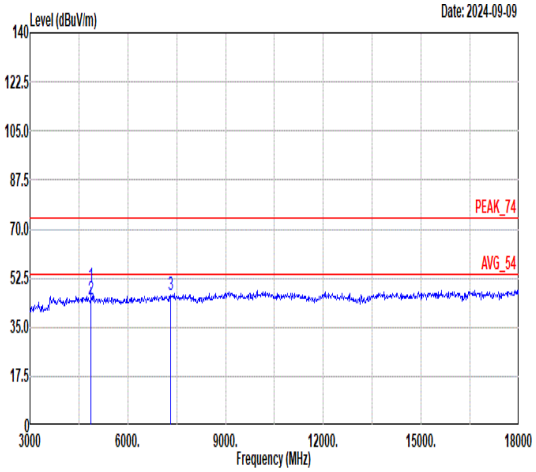 Freq Level Limit Line Margin Read Level Ant Factor Cable Loss Preamp Factor APos TPos Remark MHz dBuV/m dBuV/m dB dBuV dB/m dB dB cm deg 1 4874.00 49.56 74.00 -24.44 55.16 34.85 11.10 51.55 383 344 Peak 2 4874.00 45.08 54.00 -8.92 50.68 34.85 11.10 51.55 383 344 Average 3 7311.00 46.25 74.00 -27.75 48.01 36.32 13.08 51.16 --- --- Peak	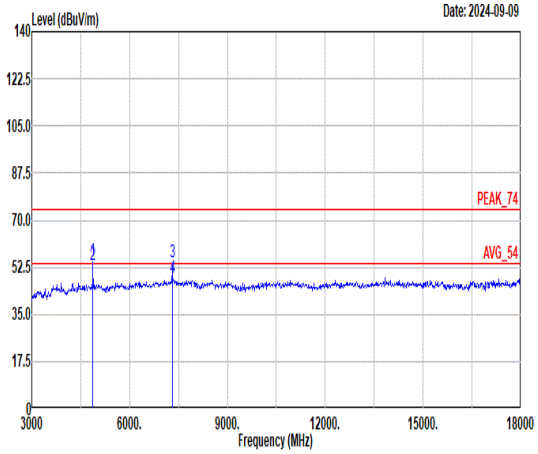 Freq Level Limit Line Margin Read Level Ant Factor Cable Loss Preamp Factor APos TPos Remark MHz dBuV/m dBuV/m dB dBuV dB/m dB dB cm deg 1 4874.00 54.98 74.00 -19.02 60.58 34.85 11.10 51.55 381 55 Peak 2 4874.00 53.11 54.00 -0.89 58.71 34.85 11.10 51.55 381 55 Average 3 7311.00 54.45 74.00 -19.55 56.21 36.32 13.08 51.16 328 22 Peak 4 7311.00 48.52 54.00 -5.48 50.28 36.32 13.08 51.16 328 22 Average

Mode	3	
	Band Edge	
	2400-2483.5_802.11b_CH11_2462MHz	
ANT	1	
Pol.	Horizontal	Fundamental
Peak	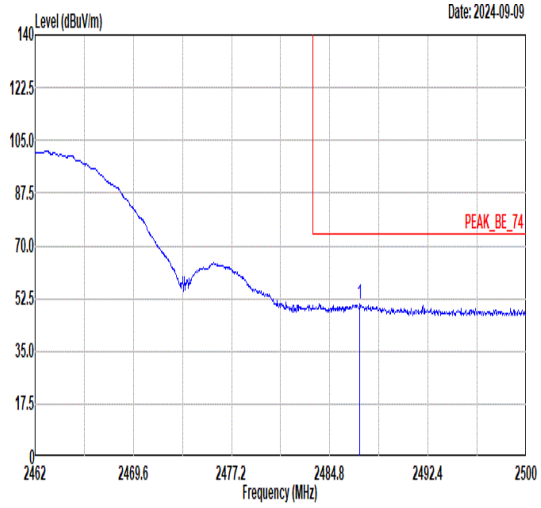 Freq Level Limit Line Margin (dB) Read Level Ant Factor Cable Loss Preamp Factor APos TPos Remark MHz dBuV/m dBuV/m dBuV dB/m dB dB cm deg 1 2487.12 50.48 74.00 -23.52 42.23 32.47 7.88 32.10 369 255 PEAK	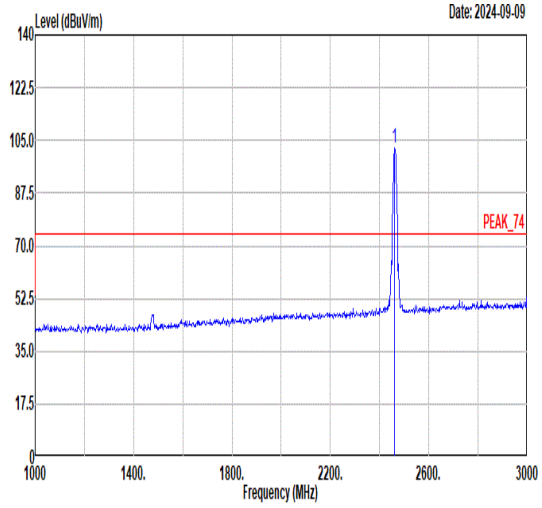 Freq Level Limit Line Margin (dB) Read Level Ant Factor Cable Loss Preamp Factor APos TPos Remark MHz dBuV/m dBuV/m dBuV dB/m dB dB cm deg 1 2462.00 102.31 ------ ------ 94.12 32.42 7.86 32.09 369 255 PEAK
Avg	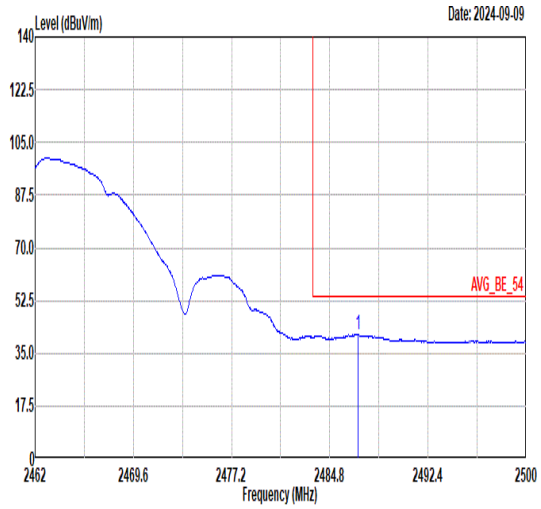 Freq Level Limit Line Margin (dB) Read Level Ant Factor Cable Loss Preamp Factor APos TPos Remark MHz dBuV/m dBuV/m dBuV dB/m dB dB cm deg 1 2486.97 41.15 54.00 -12.85 32.90 32.47 7.88 32.10 369 255 AVERAGE	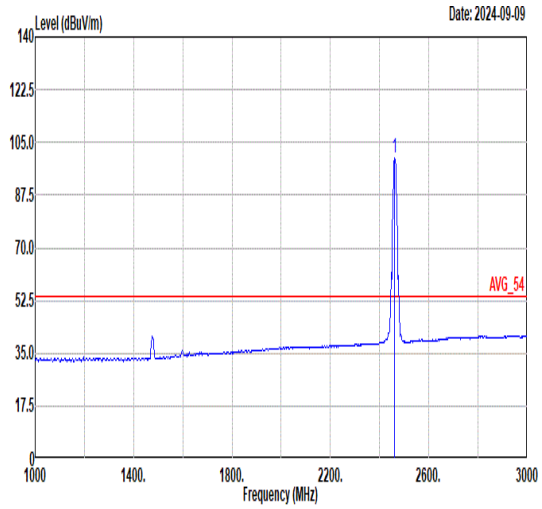 Freq Level Limit Line Margin (dB) Read Level Ant Factor Cable Loss Preamp Factor APos TPos Remark MHz dBuV/m dBuV/m dBuV dB/m dB dB cm deg 1 2462.00 99.74 ------ ------ 91.55 32.42 7.86 32.09 369 255 AVERAGE

Mode	3	
	Band Edge	
	2400-2483.5_802.11b_CH11_2462MHz	
ANT	1	
Pol.	Vertical	Fundamental
Peak	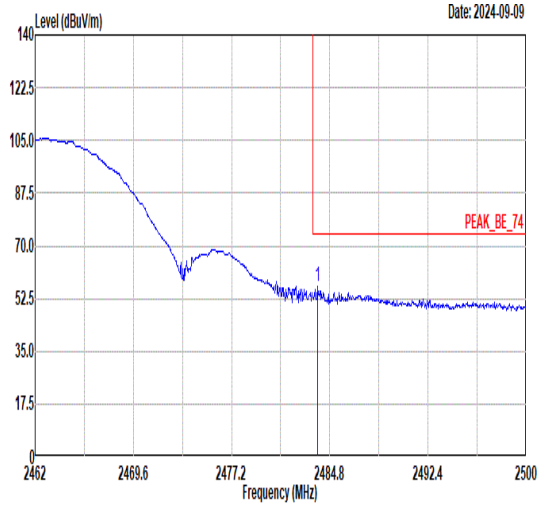 Freq Level Limit Line Margin (dB) Read Level Ant Factor Cable Loss Preamp Factor APos TPos Remark MHz dBuV/m dBuV/m dBuV dB/m dB dB cm deg 1 2483.85 56.45 74.00 -17.55 48.21 32.46 7.88 32.10 308 308 PEAK	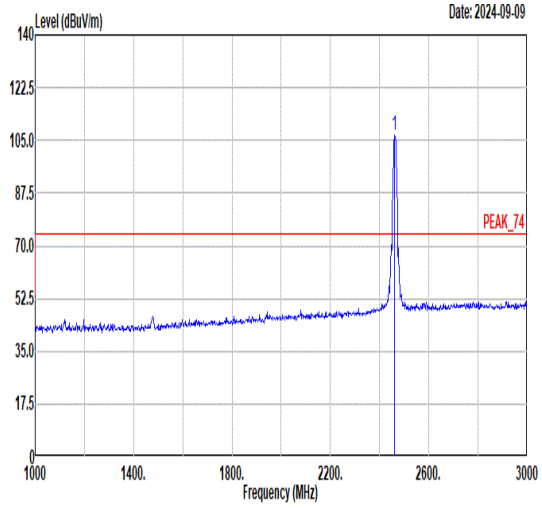 Freq Level Limit Line Margin (dB) Read Level Ant Factor Cable Loss Preamp Factor APos TPos Remark MHz dBuV/m dBuV/m dBuV dB/m dB dB cm deg 1 2462.00 106.77 ------ ------ 98.58 32.42 7.86 32.09 308 308 PEAK
Avg	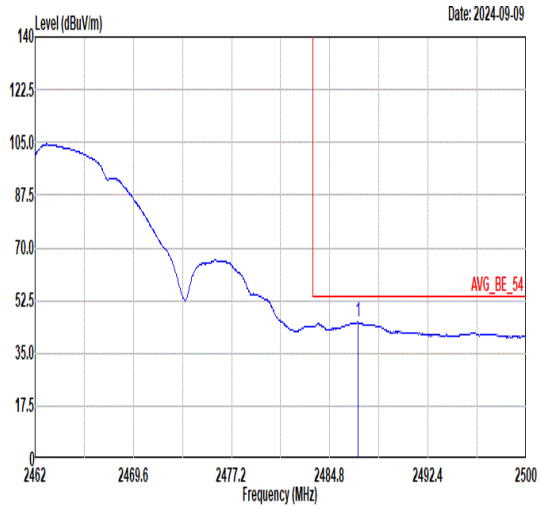 Freq Level Limit Line Margin (dB) Read Level Ant Factor Cable Loss Preamp Factor APos TPos Remark MHz dBuV/m dBuV/m dBuV dB/m dB dB cm deg 1 2486.97 45.19 54.00 -8.81 36.94 32.47 7.88 32.10 308 308 AVERAGE	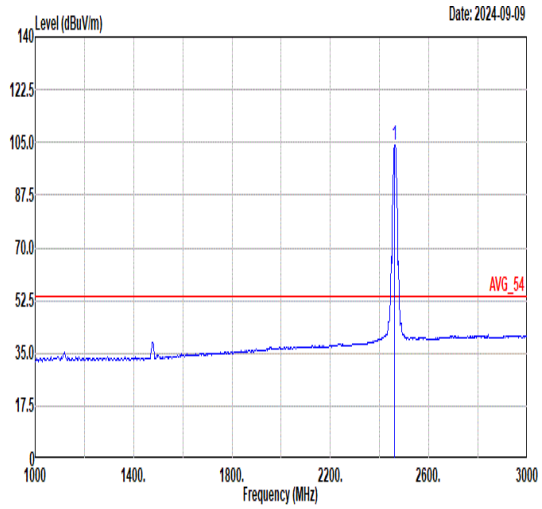 Freq Level Limit Line Margin (dB) Read Level Ant Factor Cable Loss Preamp Factor APos TPos Remark MHz dBuV/m dBuV/m dBuV dB/m dB dB cm deg 1 2462.00 104.19 ------ ------ 96.02 32.41 7.85 32.09 308 308 AVERAGE

Mode	3	
	Harmonic	
	2400-2483.5_802.11b_CH11_2462MHz	
ANT	1	
Pol.	Horizontal	Vertical
Peak Avg	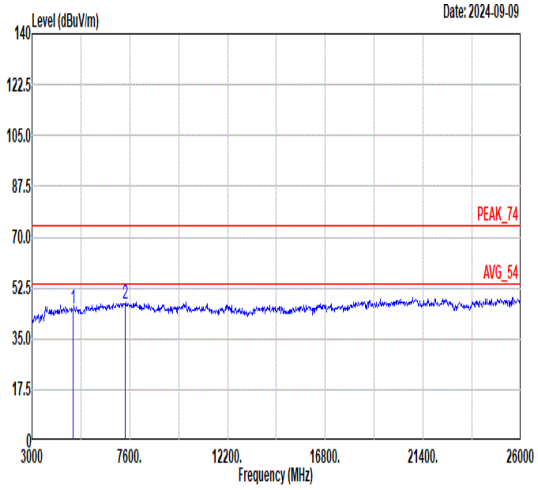 Freq Level Limit Line Margin Read Level Ant Factor Cable Loss Preamp Factor APos TPos Remark MHz dBuV/m dBuV/m dB dBuV dB/m dB dB cm deg 1 4924.00 45.34 74.00 -28.66 50.88 34.87 11.12 51.53 --- --- Peak 2 7386.00 47.21 74.00 -26.79 48.91 36.35 13.13 51.18 --- --- Peak	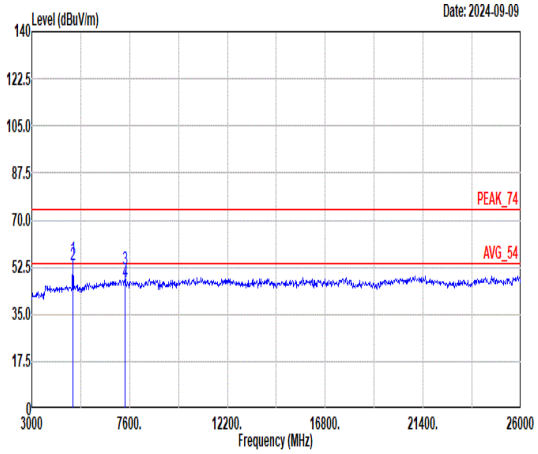 Freq Level Limit Line Margin Read Level Ant Factor Cable Loss Preamp Factor APos TPos Remark MHz dBuV/m dBuV/m dB dBuV dB/m dB dB cm deg 1 4924.00 55.22 74.00 -18.78 60.76 34.87 11.12 51.53 197 51 Peak 2 4924.00 53.27 54.00 -0.73 58.81 34.87 11.12 51.53 197 51 Average 3 7386.00 51.82 74.00 -22.18 53.52 36.35 13.13 51.18 193 62 Peak 4 7386.00 47.00 54.00 -7.00 48.70 36.35 13.13 51.18 193 62 Average

Mode	4	
	Band Edge	
	2400-2483.5_802.11g_CH01_2412MHz	
ANT	1	
Pol.	Horizontal	Fundamental
Peak	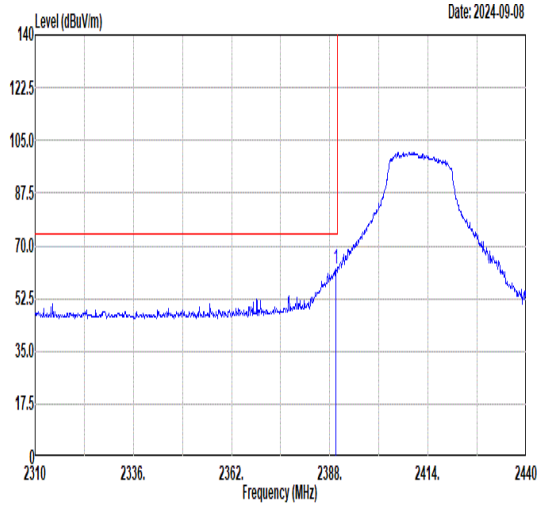 Freq Level Limit Line Margin (dB) Read Level Ant Factor Cable Loss Preamp Factor APos TPos Remark MHz dBuV/m dBuV/m dBuV dB/m dB dB cm deg 1 2389.56 62.24 74.00 -11.76 54.30 32.26 7.76 32.08 392 180 PEAK	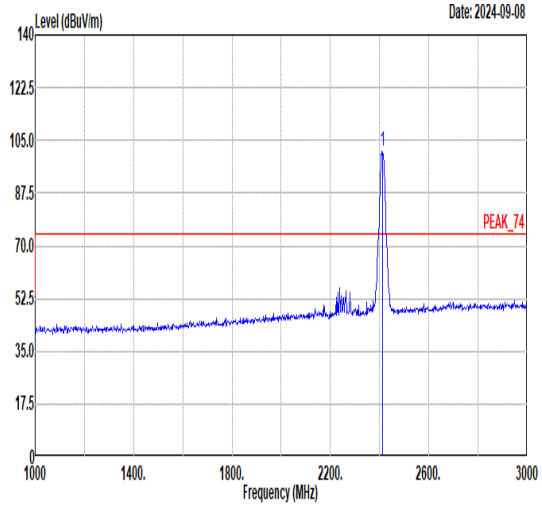 Freq Level Limit Line Margin (dB) Read Level Ant Factor Cable Loss Preamp Factor APos TPos Remark MHz dBuV/m dBuV/m dBuV dB/m dB dB cm deg 1 2412.00 101.23 ------ ------ 93.20 32.30 7.81 32.08 392 180 PEAK
Avg	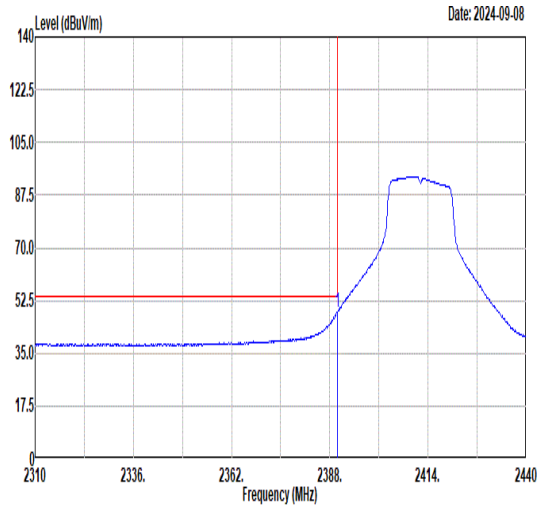 Freq Level Limit Line Margin (dB) Read Level Ant Factor Cable Loss Preamp Factor APos TPos Remark MHz dBuV/m dBuV/m dBuV dB/m dB dB cm deg 1 2389.95 48.56 54.00 -5.44 40.62 32.26 7.76 32.08 392 180 AVERAGE	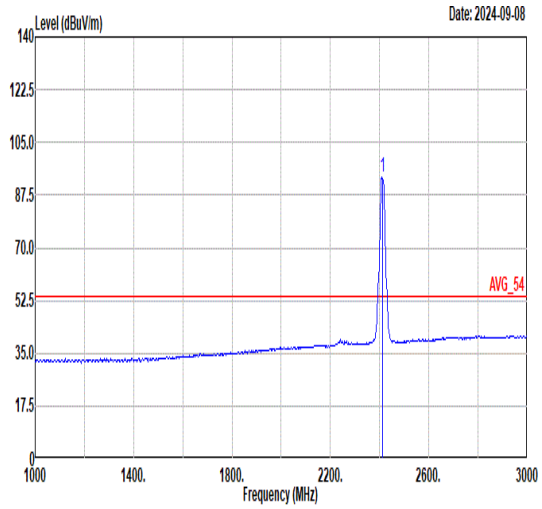 Freq Level Limit Line Margin (dB) Read Level Ant Factor Cable Loss Preamp Factor APos TPos Remark MHz dBuV/m dBuV/m dBuV dB/m dB dB cm deg 1 2412.00 93.42 ------ ------ 85.39 32.30 7.81 32.08 392 180 AVERAGE

Mode	4	
	Band Edge	
	2400-2483.5_802.11g_CH01_2412MHz	
ANT	1	
Pol.	Vertical	Fundamental
Peak	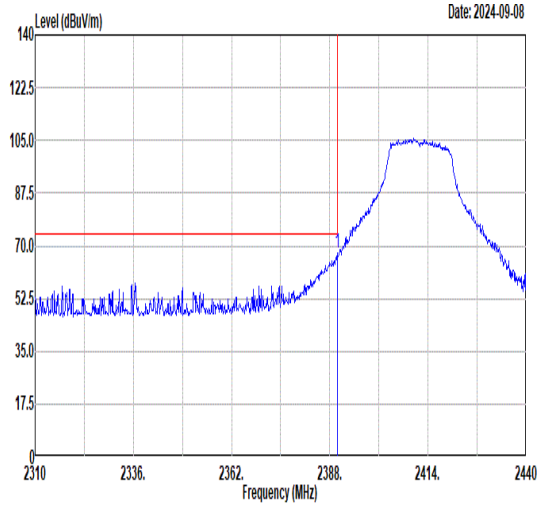 Freq Level Limit Line Margin (dB) Read Level Ant Factor Cable Loss Preamp Factor APos TPos Remark MHz dBuV/m dBuV/m dBuV dB/m dB dB cm deg 1 2389.95 67.54 74.00 -6.46 59.60 32.26 7.76 32.08 361 120 PEAK	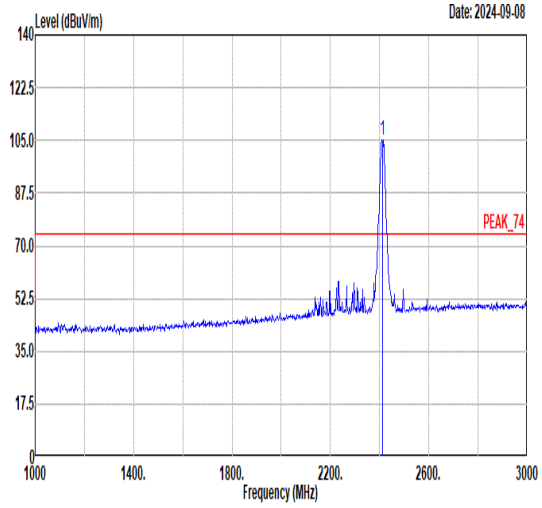 Freq Level Limit Line Margin (dB) Read Level Ant Factor Cable Loss Preamp Factor APos TPos Remark MHz dBuV/m dBuV/m dBuV dB/m dB dB cm deg 1 2412.00 105.15 ------ ------ 97.12 32.30 7.81 32.08 361 120 PEAK
Avg	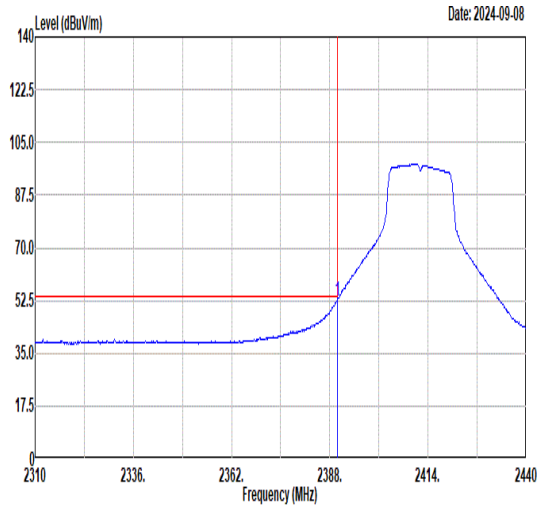 Freq Level Limit Line Margin (dB) Read Level Ant Factor Cable Loss Preamp Factor APos TPos Remark MHz dBuV/m dBuV/m dBuV dB/m dB dB cm deg 1 2389.95 52.56 54.00 -1.44 44.62 32.26 7.76 32.08 361 120 AVERAGE	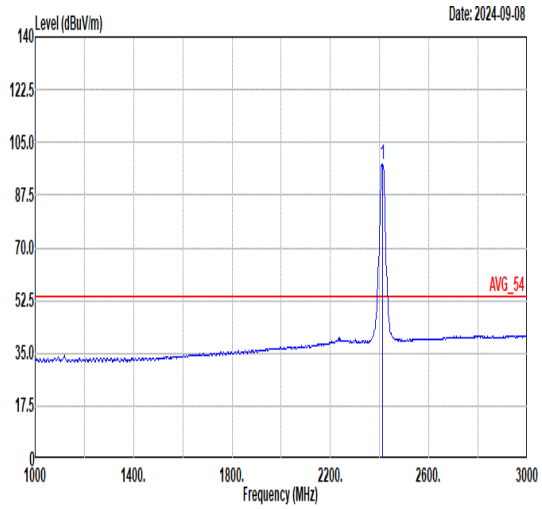 Freq Level Limit Line Margin (dB) Read Level Ant Factor Cable Loss Preamp Factor APos TPos Remark MHz dBuV/m dBuV/m dBuV dB/m dB dB cm deg 1 2412.00 97.66 ------ ------ 89.63 32.30 7.81 32.08 361 120 AVERAGE

Mode	4	
	Harmonic	
	2400-2483.5_802.11g_CH01_2412MHz	
ANT	1	
Pol.	Horizontal	Vertical
Peak Avg	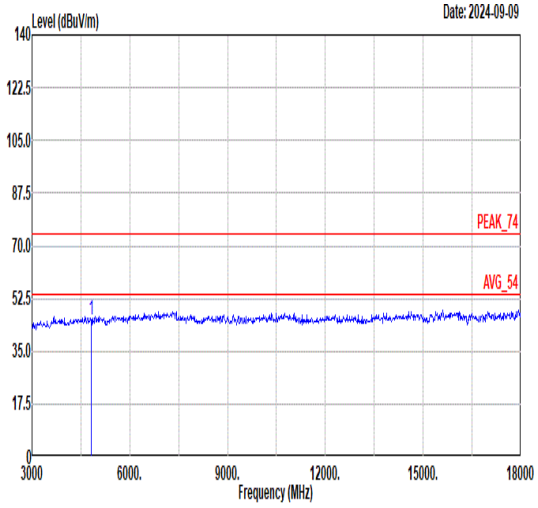 Freq Level Limit Line Margin Read Level Ant Factor Cable Loss Preamp Factor APos TPos Remark MHz dBuV/m dBuV/m dB dBuV dB/m dB dB cm deg 1 4824.00 45.46 74.00 -28.54 51.12 34.83 11.08 51.57 --- --- Peak	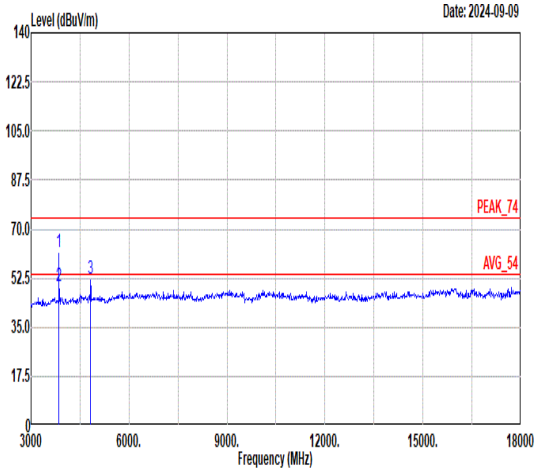 Freq Level Limit Line Margin Read Level Ant Factor Cable Loss Preamp Factor APos TPos Remark MHz dBuV/m dBuV/m dB dBuV dB/m dB dB cm deg 1 3859.00 61.96 74.00 -12.04 69.20 34.56 10.03 51.83 284 77 Peak 2 3859.00 49.72 54.00 -4.28 56.96 34.56 10.03 51.83 284 77 Average 3 4824.00 52.51 74.00 -21.49 58.17 34.83 11.08 51.57 147 338 Peak

Mode	5	
	Harmonic	
	2400-2483.5_802.11g_CH06_2437MHz	
ANT	1	
Pol.	Horizontal	Vertical
Peak Avg	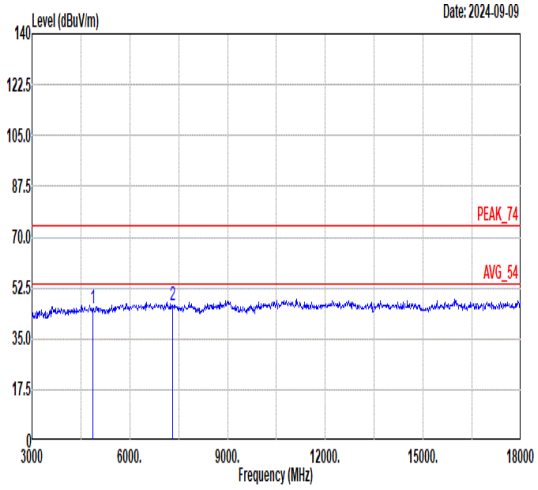 Freq Level Limit Line Margin Read Level Ant Factor Cable Loss Preamp Factor APos TPos Remark MHz dBuV/m dBuV/m dB dBuV dB/m dB dB cm deg 1 4874.00 45.24 74.00 -28.76 50.84 34.85 11.10 51.55 --- --- Peak 2 7311.00 46.57 74.00 -27.43 48.33 36.32 13.08 51.16 --- --- Peak	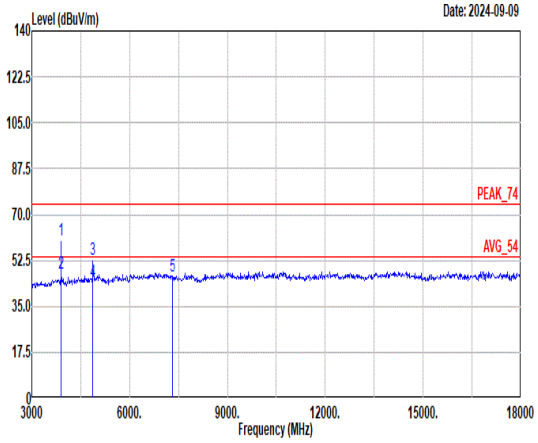 Freq Level Limit Line Margin Read Level Ant Factor Cable Loss Preamp Factor APos TPos Remark MHz dBuV/m dBuV/m dB dBuV dB/m dB dB cm deg 1 3899.00 60.12 74.00 -13.88 67.37 34.54 10.03 51.82 339 42 Peak 2 3899.00 47.62 54.00 -6.38 54.87 34.54 10.03 51.82 339 42 Average 3 4874.00 53.02 74.00 -20.98 58.62 34.85 11.10 51.55 151 339 Peak 4 4874.00 44.17 54.00 -9.83 49.77 34.85 11.10 51.55 151 339 Average 5 7311.00 46.47 74.00 -27.53 48.23 36.32 13.08 51.16 --- --- Peak

Mode	6	
	Band Edge	
	2400-2483.5_802.11g_CH11_2462MHz	
ANT	1	
Pol.	Horizontal	Fundamental
Peak	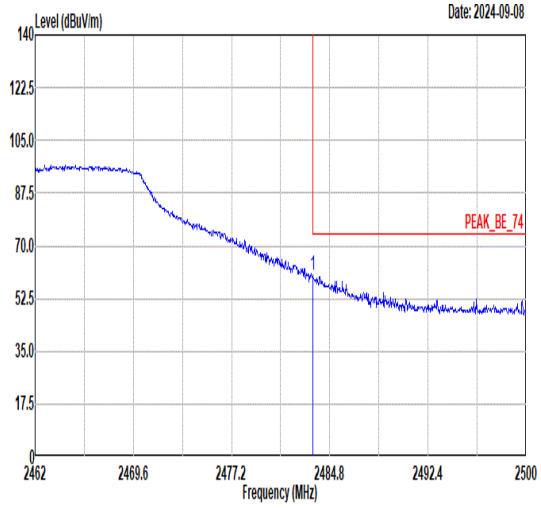 Freq Level Limit Line Margin (dB) Read Level Ant Factor Cable Loss Preamp Factor APos TPos Remark MHz dBuV/m dBuV/m dBuV dB/m dB dB cm deg 1 2483.51 60.32 74.00 -13.68 52.08 32.46 7.88 32.10 400 311 PEAK	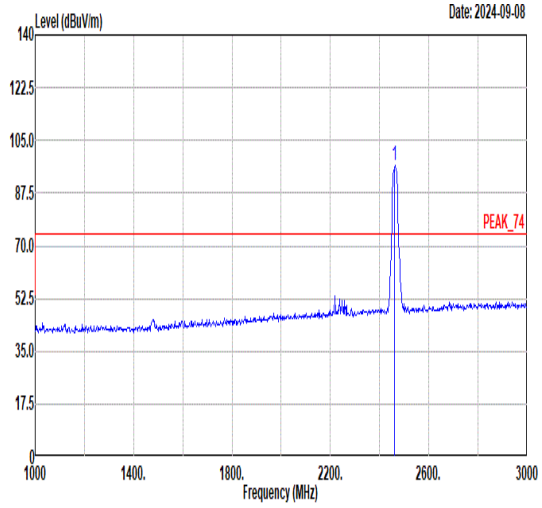 Freq Level Limit Line Margin (dB) Read Level Ant Factor Cable Loss Preamp Factor APos TPos Remark MHz dBuV/m dBuV/m dBuV dB/m dB dB cm deg 1 2462.00 96.56 ------ ------ 88.37 32.42 7.86 32.09 400 311 PEAK
Avg	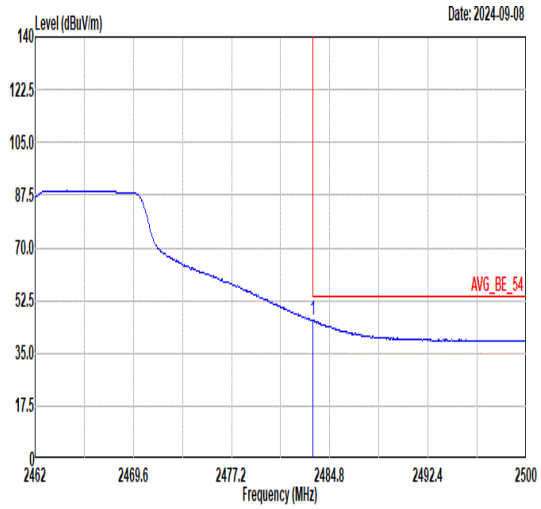 Freq Level Limit Line Margin (dB) Read Level Ant Factor Cable Loss Preamp Factor APos TPos Remark MHz dBuV/m dBuV/m dBuV dB/m dB dB cm deg 1 2483.51 45.79 54.00 -8.21 37.55 32.46 7.88 32.10 400 311 AVERAGE	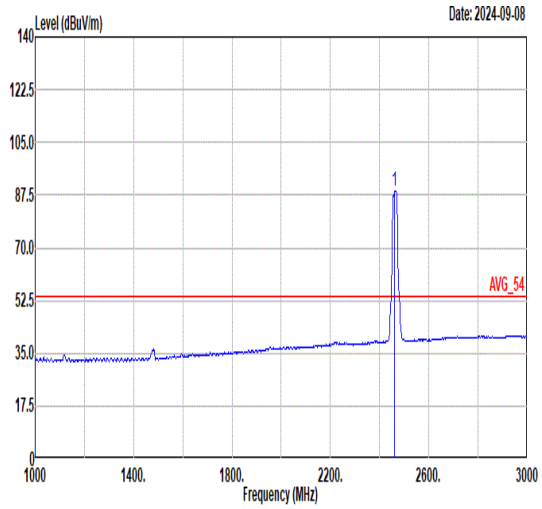 Freq Level Limit Line Margin (dB) Read Level Ant Factor Cable Loss Preamp Factor APos TPos Remark MHz dBuV/m dBuV/m dBuV dB/m dB dB cm deg 1 2462.00 88.92 ------ ------ 80.73 32.42 7.86 32.09 400 311 AVERAGE

Mode	6	
	Band Edge	
	2400-2483.5_802.11g_CH11_2462MHz	
ANT	1	
Pol.	Vertical	Fundamental
Peak	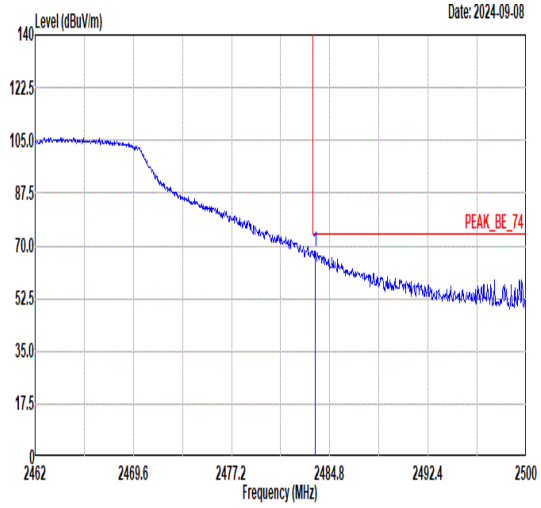 Freq Level Limit Line Margin (dB) Read Level Ant Factor Cable Loss Preamp Factor APos TPos Remark MHz dBuV/m dBuV/m dBuV dB/m dB dB cm deg 1 2483.66 68.19 74.00 -5.81 59.95 32.46 7.88 32.10 380 291 PEAK	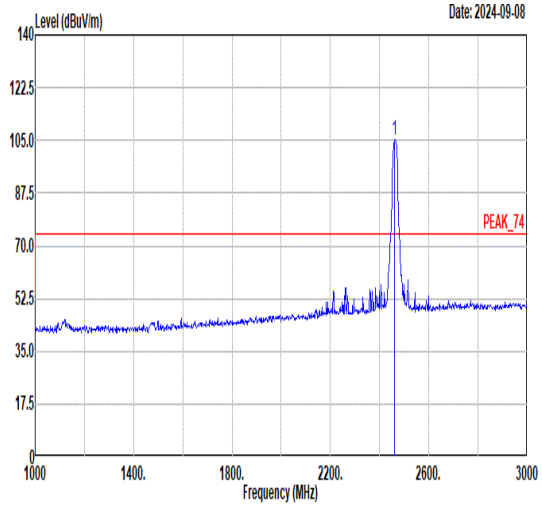 Freq Level Limit Line Margin (dB) Read Level Ant Factor Cable Loss Preamp Factor APos TPos Remark MHz dBuV/m dBuV/m dBuV dB/m dB dB cm deg 1 2462.00 105.37 ------ ------ 97.18 32.42 7.86 32.09 380 291 PEAK
Avg	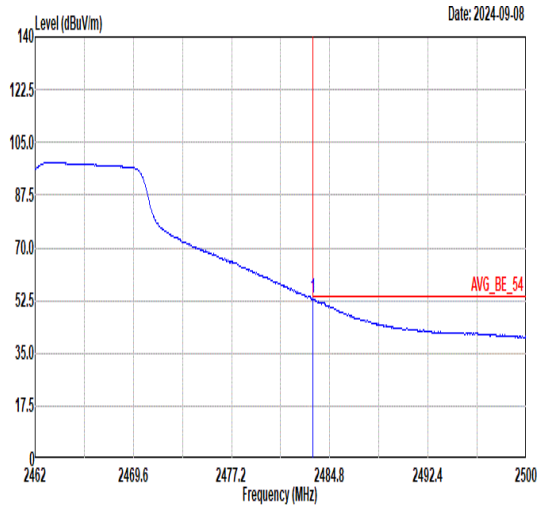 Freq Level Limit Line Margin (dB) Read Level Ant Factor Cable Loss Preamp Factor APos TPos Remark MHz dBuV/m dBuV/m dBuV dB/m dB dB cm deg 1 2483.51 53.20 54.00 -0.80 44.96 32.46 7.88 32.10 380 291 AVERAGE	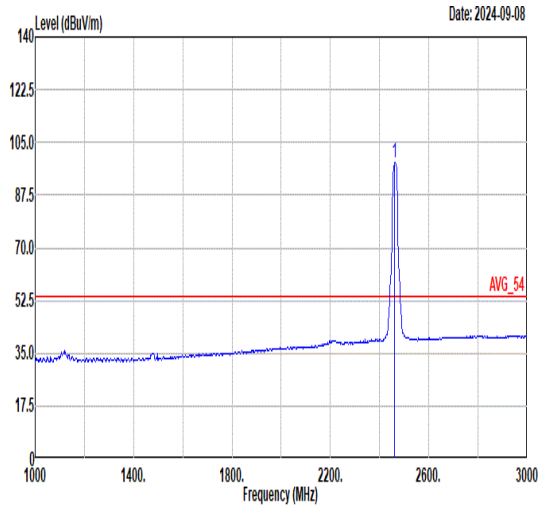 Freq Level Limit Line Margin (dB) Read Level Ant Factor Cable Loss Preamp Factor APos TPos Remark MHz dBuV/m dBuV/m dBuV dB/m dB dB cm deg 1 2462.00 98.10 ------ ------ 89.91 32.42 7.86 32.09 380 291 AVERAGE

Mode	6	
	Harmonic	
	2400-2483.5_802.11g_CH11_2462MHz	
ANT	1	
Pol.	Horizontal	Vertical
Peak Avg	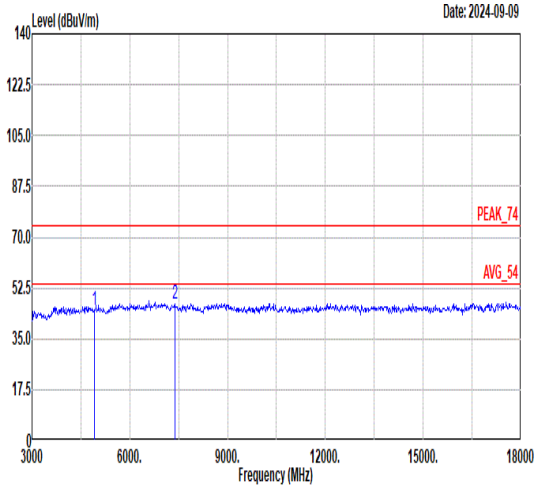 Freq Level Limit Line Margin Read Level Ant Factor Cable Loss Preamp Factor APos TPos Remark MHz dBuV/m dBuV/m dB dBuV dB/m dB dB cm deg 1 4924.00 45.09 74.00 -28.91 50.63 34.87 11.12 51.53 --- --- Peak 2 7386.00 47.09 74.00 -26.91 48.79 36.35 13.13 51.18 --- --- Peak	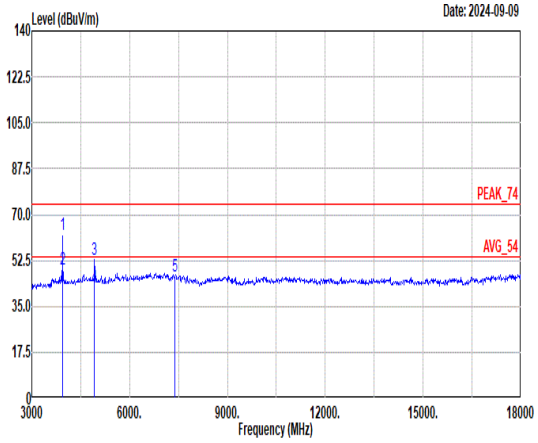 Freq Level Limit Line Margin Read Level Ant Factor Cable Loss Preamp Factor APos TPos Remark MHz dBuV/m dBuV/m dB dBuV dB/m dB dB cm deg 1 3939.00 62.43 74.00 -11.57 69.70 34.52 10.02 51.81 334 75 Peak 2 3939.00 49.20 54.00 -4.80 56.47 34.52 10.02 51.81 334 75 Average 3 4924.00 52.57 74.00 -21.43 58.11 34.87 11.12 51.53 148 352 Peak 4 4924.00 42.45 54.00 -11.55 47.99 34.87 11.12 51.53 148 352 Average 5 7386.00 46.28 74.00 -27.72 47.98 36.35 13.13 51.18 --- --- Peak

Mode	7	
	Band Edge	
	2400-2483.5_802.11n HT20_CH01_2412MHz	
ANT	1	
Pol.	Horizontal	Fundamental
Peak	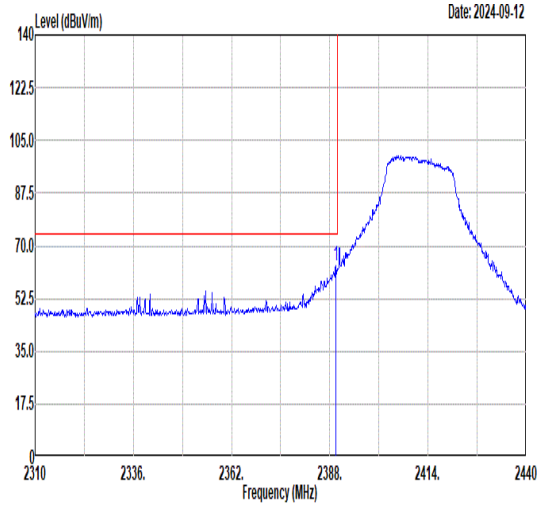 Freq Level Limit Line Margin (dB) Read Level Ant Factor Cable Loss Preamp Factor APos TPos Remark MHz dBuV/m dBuV/m dBuV dB/m dB dB cm deg 1 2389.56 63.62 74.00 -10.38 55.68 32.26 7.76 32.08 360 322 PEAK	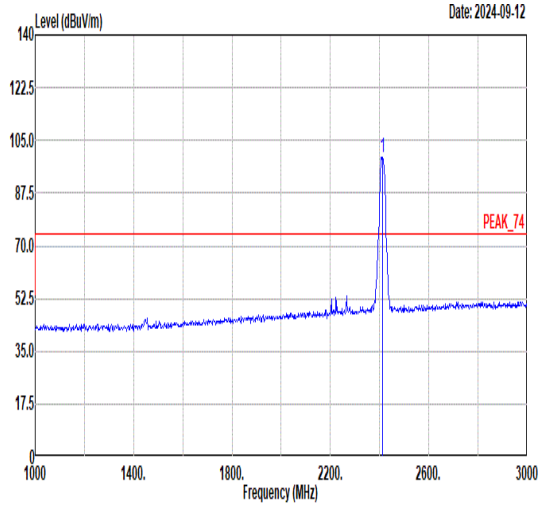 Freq Level Limit Line Margin (dB) Read Level Ant Factor Cable Loss Preamp Factor APos TPos Remark MHz dBuV/m dBuV/m dBuV dB/m dB dB cm deg 1 2412.00 99.50 ------ ------ 91.49 32.29 7.80 32.08 360 322 PEAK
Avg	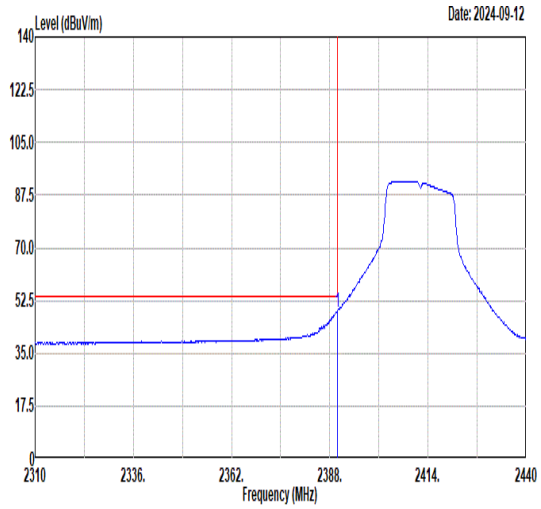 Freq Level Limit Line Margin (dB) Read Level Ant Factor Cable Loss Preamp Factor APos TPos Remark MHz dBuV/m dBuV/m dBuV dB/m dB dB cm deg 1 2389.95 48.73 54.00 -5.27 40.79 32.26 7.76 32.08 360 322 AVERAGE	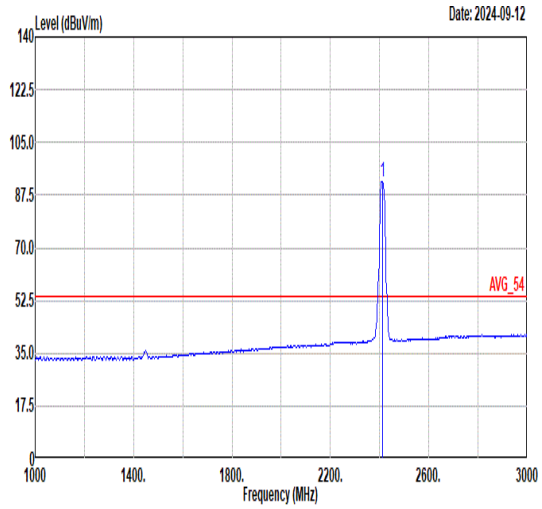 Freq Level Limit Line Margin (dB) Read Level Ant Factor Cable Loss Preamp Factor APos TPos Remark MHz dBuV/m dBuV/m dBuV dB/m dB dB cm deg 1 2412.00 91.88 ------ ------ 83.86 32.30 7.80 32.08 360 322 AVERAGE

Mode	7	
	Band Edge	
	2400-2483.5_802.11n HT20_CH01_2412MHz	
ANT	1	
Pol.	Vertical	Fundamental
Peak	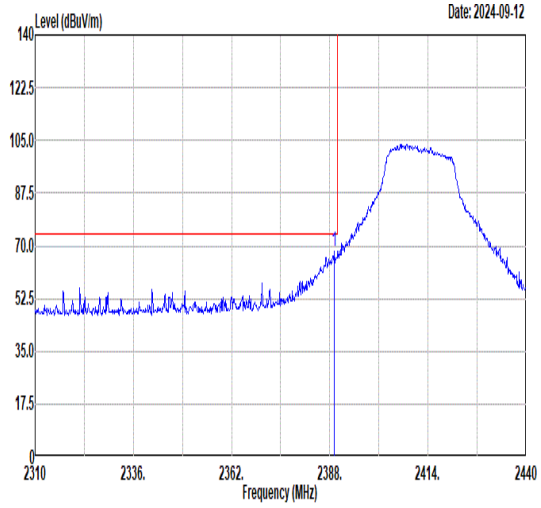 Freq Level Limit Line Margin (dB) Read Level Ant Factor Cable Loss Preamp Factor APos TPos Remark MHz dBuV/m dBuV/m dBuV dB/m dB dB cm deg 1 2389.17 68.22 74.00 -5.78 60.28 32.26 7.76 32.08 330 323 PEAK	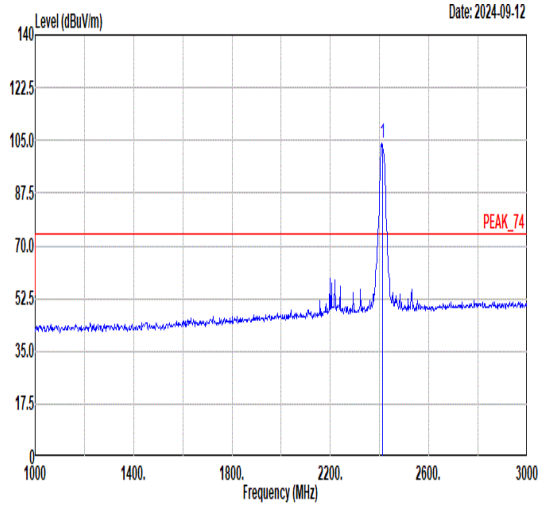 Freq Level Limit Line Margin (dB) Read Level Ant Factor Cable Loss Preamp Factor APos TPos Remark MHz dBuV/m dBuV/m dBuV dB/m dB dB cm deg 1 2412.00 103.92 ------ ------ 95.90 32.30 7.80 32.08 330 323 PEAK
Avg	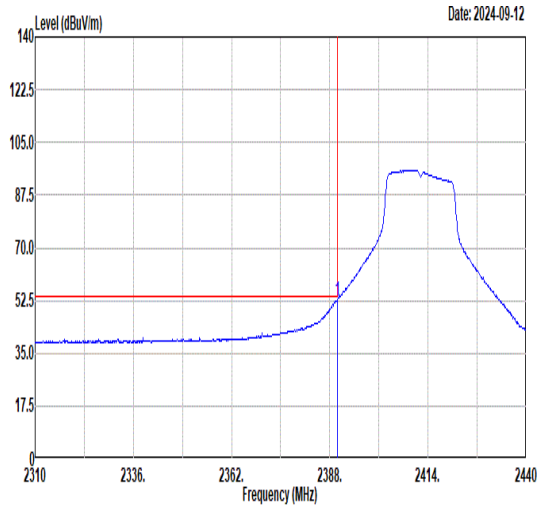 Freq Level Limit Line Margin (dB) Read Level Ant Factor Cable Loss Preamp Factor APos TPos Remark MHz dBuV/m dBuV/m dBuV dB/m dB dB cm deg 1 2389.95 52.54 54.00 -1.46 44.60 32.26 7.76 32.08 330 323 AVERAGE	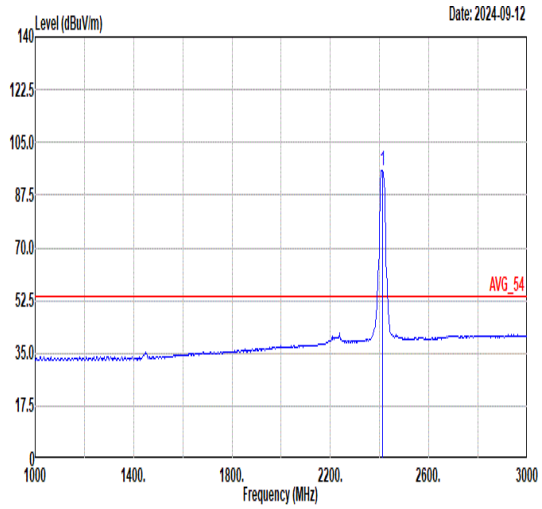 Freq Level Limit Line Margin (dB) Read Level Ant Factor Cable Loss Preamp Factor APos TPos Remark MHz dBuV/m dBuV/m dBuV dB/m dB dB cm deg 1 2412.00 95.76 ------ ------ 87.74 32.30 7.80 32.08 330 323 AVERAGE

Mode	7	
	Harmonic	
	2400-2483.5_802.11n HT20_CH01_2412MHz	
ANT	1	
Pol.	Horizontal	Vertical
Peak Avg	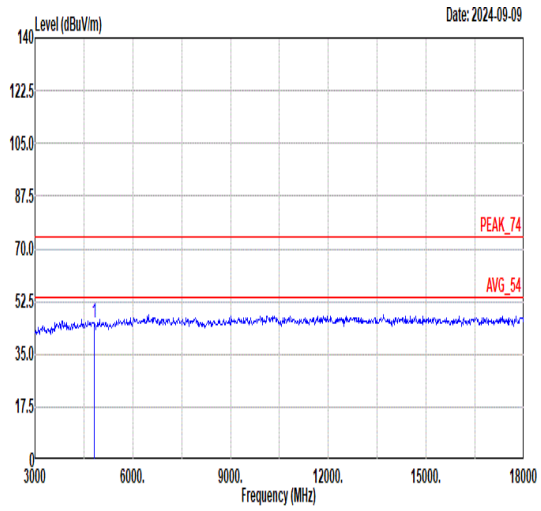 Freq Level Limit Line Margin Read Level Ant Factor Cable Loss Preamp Factor APos TPos Remark MHz dBuV/m dBuV/m dB dBuV dB/m dB dB cm deg 1 4824.00 45.38 74.00 -28.62 51.04 34.83 11.08 51.57 --- --- Peak	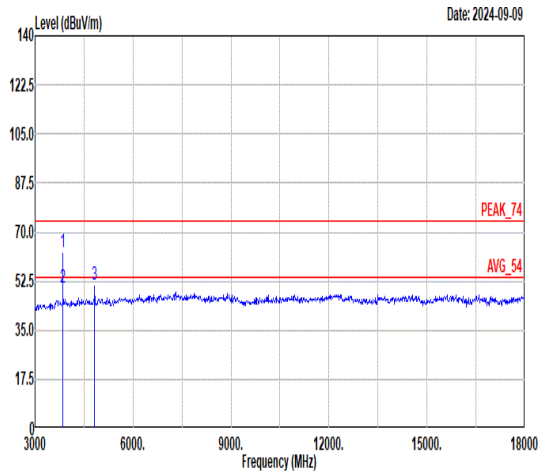 Freq Level Limit Line Margin Read Level Ant Factor Cable Loss Preamp Factor APos TPos Remark MHz dBuV/m dBuV/m dB dBuV dB/m dB dB cm deg 1 3859.00 62.71 74.00 -11.29 69.95 34.56 10.03 51.83 303 76 Peak 2 3859.00 49.94 54.00 -4.06 57.18 34.56 10.03 51.83 303 76 Average 3 4824.00 51.19 74.00 -22.81 56.85 34.83 11.08 51.57 153 354 Peak

Mode	8	
	Harmonic	
	2400-2483.5_802.11n HT20_CH06_2437MHz	
ANT	1	
Pol.	Horizontal	Vertical
Peak Avg	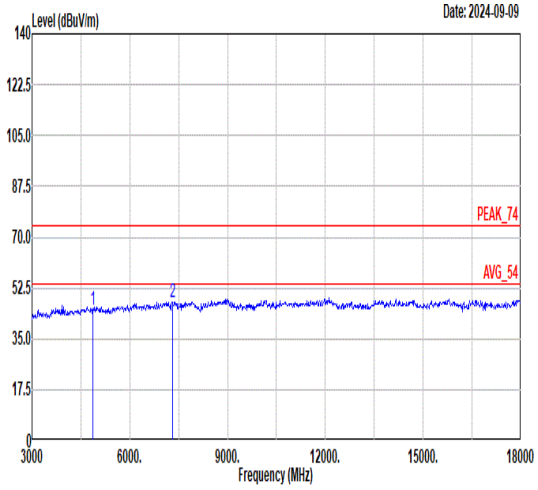 Freq Level Limit Line Margin Read Level Ant Factor Cable Loss Preamp Factor APos TPos Remark MHz dBuV/m dBuV/m dB dBuV dB/m dB dB cm deg 1 4874.00 44.83 74.00 -29.17 50.43 34.85 11.10 51.55 --- --- Peak 2 7311.00 47.61 74.00 -26.39 49.37 36.32 13.08 51.16 --- --- Peak	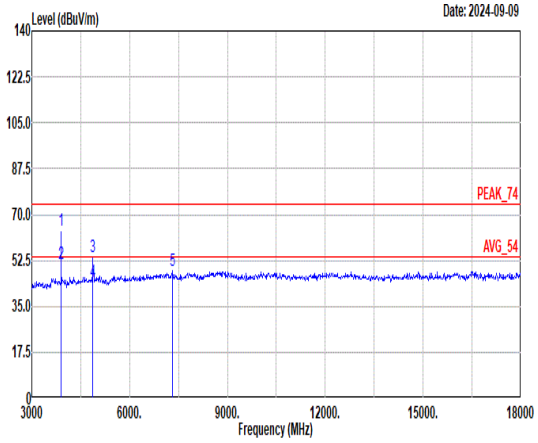 Freq Level Limit Line Margin Read Level Ant Factor Cable Loss Preamp Factor APos TPos Remark MHz dBuV/m dBuV/m dB dBuV dB/m dB dB cm deg 1 3899.00 63.81 74.00 -10.19 71.06 34.54 10.03 51.82 342 81 Peak 2 3899.00 51.10 54.00 -2.90 58.35 34.54 10.03 51.82 342 81 Average 3 4874.00 54.04 74.00 -19.96 59.64 34.85 11.10 51.55 149 338 Peak 4 4874.00 44.24 54.00 -9.76 49.84 34.85 11.10 51.55 149 338 Average 5 7311.00 48.54 74.00 -25.46 50.30 36.32 13.08 51.16 --- --- Peak

Mode	9	
	Band Edge	
	2400-2483.5_802.11n HT20_CH11_2462MHz	
ANT	1	
Pol.	Horizontal	Fundamental
Peak	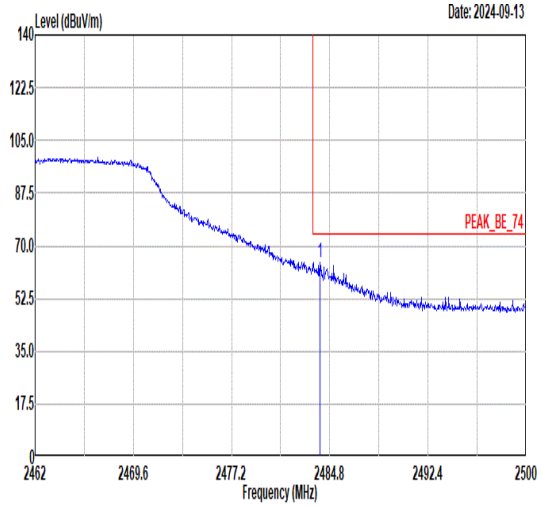 Freq Level Limit Line Margin (dB) Read Level Ant Factor Cable Loss Preamp Factor APos TPos Remark MHz dBuV/m dBuV/m dBuV dB/m dB dB cm deg 1 2484.04 64.62 74.00 -9.38 56.38 32.46 7.88 32.10 329 303 PEAK	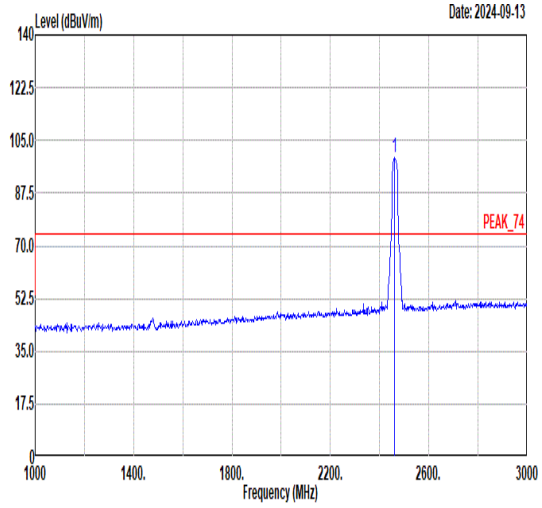 Freq Level Limit Line Margin (dB) Read Level Ant Factor Cable Loss Preamp Factor APos TPos Remark MHz dBuV/m dBuV/m dBuV dB/m dB dB cm deg 1 2462.00 99.10 ------ ------ 90.93 32.41 7.85 32.09 329 303 PEAK
Avg	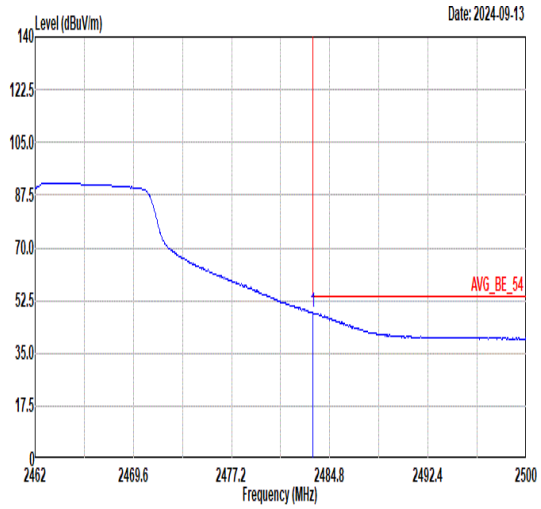 Freq Level Limit Line Margin (dB) Read Level Ant Factor Cable Loss Preamp Factor APos TPos Remark MHz dBuV/m dBuV/m dBuV dB/m dB dB cm deg 1 2483.51 48.40 54.00 -5.60 40.16 32.46 7.88 32.10 329 303 AVERAGE	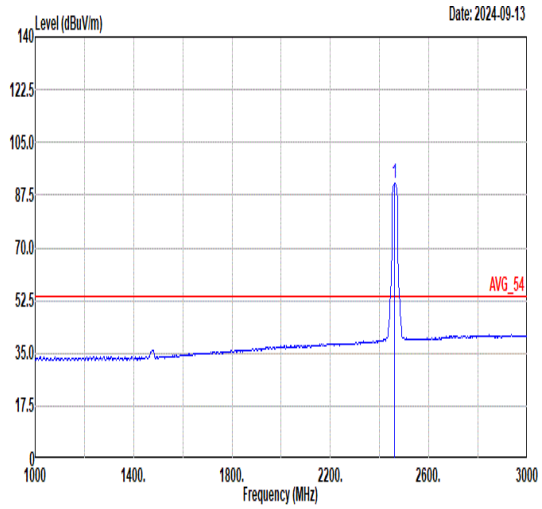 Freq Level Limit Line Margin (dB) Read Level Ant Factor Cable Loss Preamp Factor APos TPos Remark MHz dBuV/m dBuV/m dBuV dB/m dB dB cm deg 1 2462.00 91.38 ------ ------ 83.19 32.42 7.86 32.09 329 303 AVERAGE

Mode	9	
	Band Edge	
	2400-2483.5_802.11n HT20_CH11_2462MHz	
ANT	1	
Pol.	Vertical	Fundamental
Peak	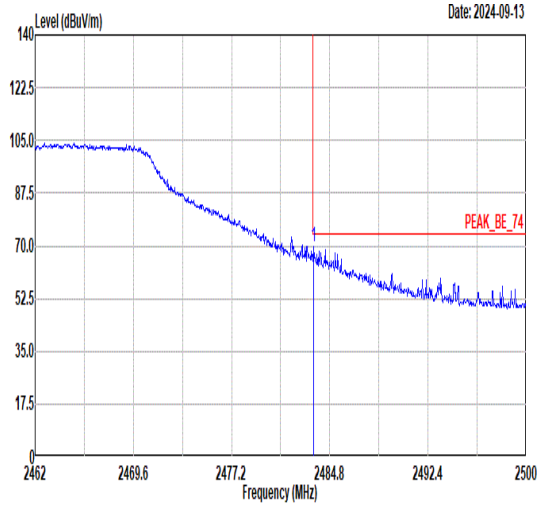 Freq Level Limit Line Margin (dB) Read Level Ant Factor Cable Loss Preamp Factor APos TPos Remark MHz dBuV/m dBuV/m dBuV dB/m dB dB cm deg 1 2483.55 69.87 74.00 -4.13 61.63 32.46 7.88 32.10 338 307 PEAK	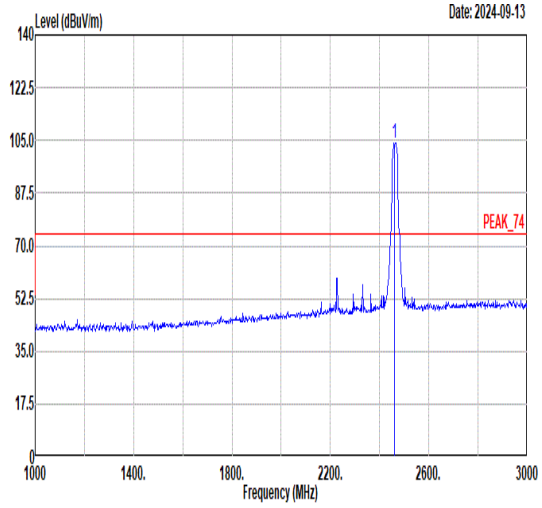 Freq Level Limit Line Margin (dB) Read Level Ant Factor Cable Loss Preamp Factor APos TPos Remark MHz dBuV/m dBuV/m dBuV dB/m dB dB cm deg 1 2462.00 104.20 ------ ------ 96.01 32.42 7.86 32.09 338 307 PEAK
Avg	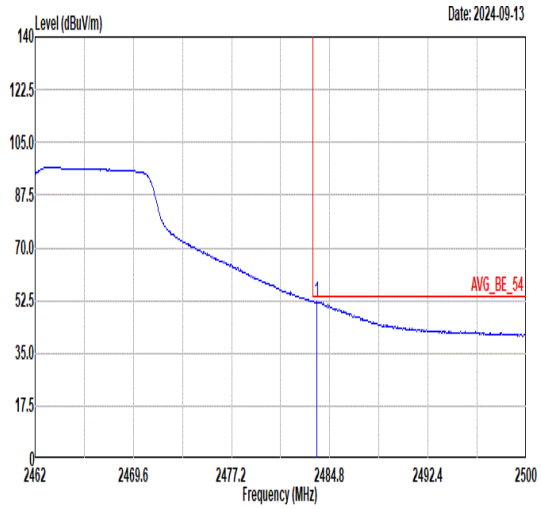 Freq Level Limit Line Margin (dB) Read Level Ant Factor Cable Loss Preamp Factor APos TPos Remark MHz dBuV/m dBuV/m dBuV dB/m dB dB cm deg 1 2483.77 52.30 54.00 -1.70 44.06 32.46 7.88 32.10 338 307 AVERAGE	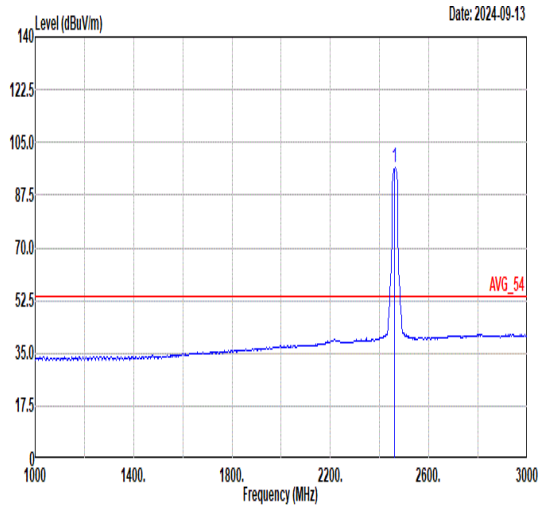 Freq Level Limit Line Margin (dB) Read Level Ant Factor Cable Loss Preamp Factor APos TPos Remark MHz dBuV/m dBuV/m dBuV dB/m dB dB cm deg 1 2462.00 96.43 ------ ------ 88.24 32.42 7.86 32.09 338 307 AVERAGE

Mode	9	
	Harmonic	
	2400-2483.5_802.11n HT20_CH11_2462MHz	
ANT	1	
Pol.	Horizontal	Vertical
Peak Avg	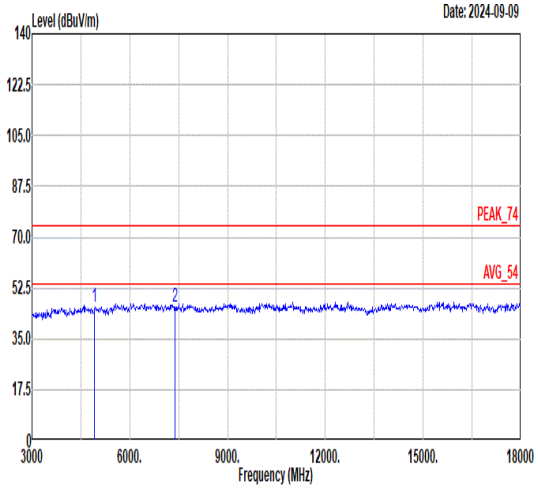 Freq Level Limit Line Margin Read Level Ant Factor Cable Loss Preamp Factor APos TPos Remark MHz dBuV/m dBuV/m dB dBuV dB/m dB dB cm deg 1 4924.00 46.16 74.00 -27.84 51.70 34.87 11.12 51.53 --- --- Peak 2 7386.00 46.00 74.00 -28.00 47.70 36.35 13.13 51.18 --- --- Peak	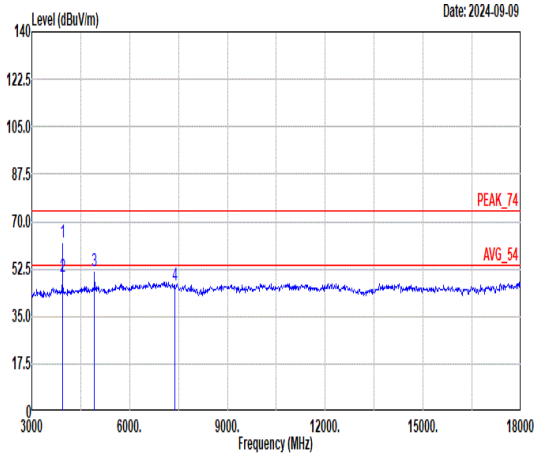 Freq Level Limit Line Margin Read Level Ant Factor Cable Loss Preamp Factor APos TPos Remark MHz dBuV/m dBuV/m dB dBuV dB/m dB dB cm deg 1 3939.00 62.35 74.00 -11.65 69.62 34.52 10.02 51.81 333 75 Peak 2 3939.00 49.48 54.00 -4.52 56.75 34.52 10.02 51.81 333 75 Average 3 4924.00 51.66 74.00 -22.34 57.20 34.87 11.12 51.53 146 356 Peak 4 7386.00 46.61 74.00 -27.39 48.31 36.35 13.13 51.18 --- --- Peak

Mode	10	
	Band Edge - L	
	2400-2483.5_802.11n HT40_CH03_2422MHz	
ANT	1	
Pol.	Horizontal	Fundamental
Peak	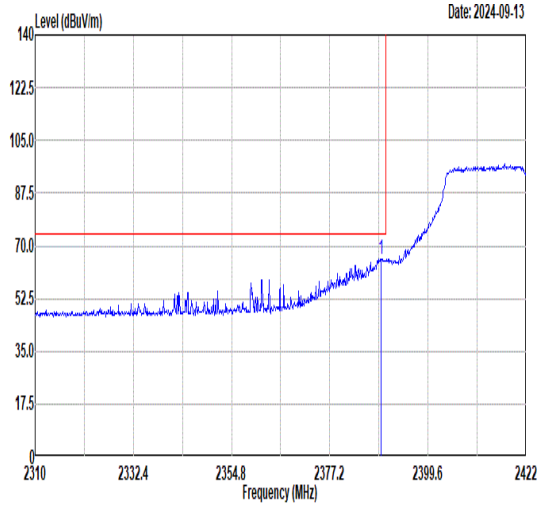 Freq Level Limit Line Margin (dB) Read Level Ant Factor Cable Loss Preamp Factor APos TPos Remark MHz dBuV/m dBuV/m dBuV dB/m dB dB cm deg 1 2388.96 65.68 74.00 -8.32 57.74 32.26 7.76 32.08 347 265 PEAK	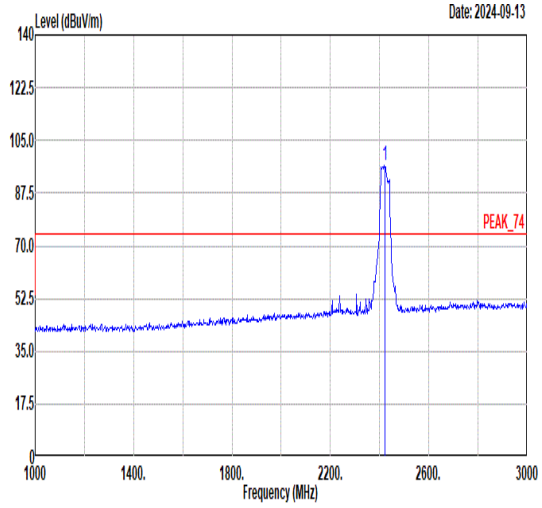 Freq Level Limit Line Margin (dB) Read Level Ant Factor Cable Loss Preamp Factor APos TPos Remark MHz dBuV/m dBuV/m dBuV dB/m dB dB cm deg 1 2422.00 96.53 ------ ------ 88.48 32.32 7.81 32.08 347 265 PEAK
Avg	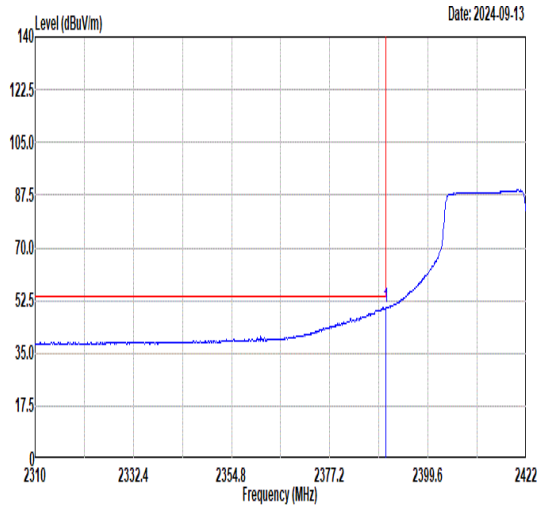 Freq Level Limit Line Margin (dB) Read Level Ant Factor Cable Loss Preamp Factor APos TPos Remark MHz dBuV/m dBuV/m dBuV dB/m dB dB cm deg 1 2389.97 50.37 54.00 -3.63 42.43 32.26 7.76 32.08 347 265 AVERAGE	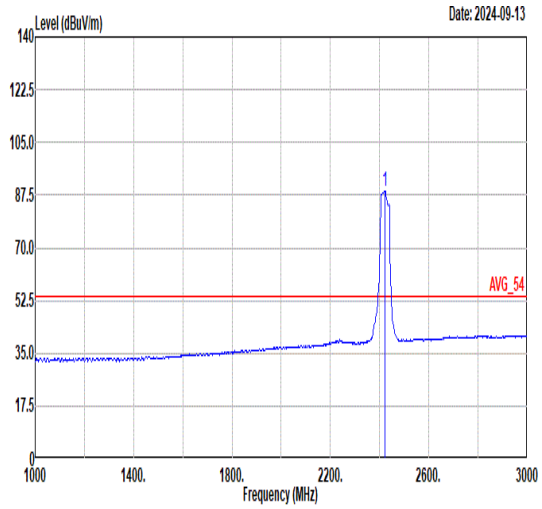 Freq Level Limit Line Margin (dB) Read Level Ant Factor Cable Loss Preamp Factor APos TPos Remark MHz dBuV/m dBuV/m dBuV dB/m dB dB cm deg 1 2422.00 88.88 ------ ------ 80.82 32.32 7.82 32.08 347 265 AVERAGE

Mode	10	
	Band Edge - R	
	2400-2483.5_802.11n HT40_CH03_2422MHz	
ANT	1	
Pol.	Horizontal	Fundamental
Peak	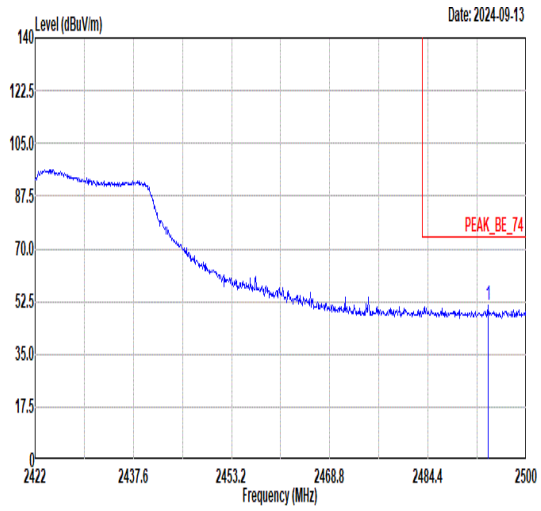 Freq Level Limit Line Margin (dB) Read Level Ant Factor Cable Loss Preamp Factor APos TPos Remark MHz dBuV/m dBuV/m dBuV dB/m dB dB cm deg 1 2493.92 51.39 74.00 -22.61 43.11 32.49 7.89 32.10 347 265 PEAK	Blank
Avg	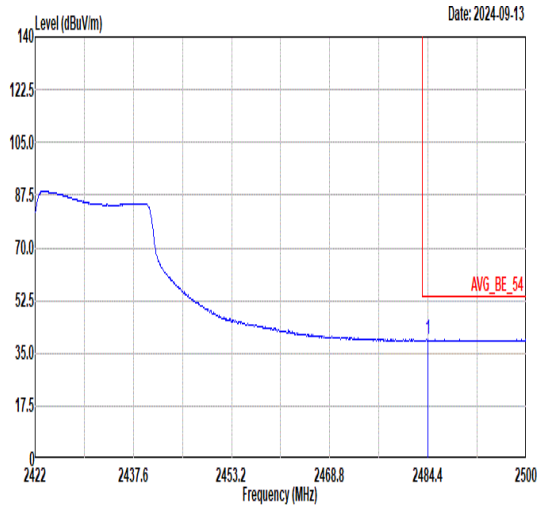 Freq Level Limit Line Margin (dB) Read Level Ant Factor Cable Loss Preamp Factor APos TPos Remark MHz dBuV/m dBuV/m dBuV dB/m dB dB cm deg 1 2484.40 39.55 54.00 -14.45 31.30 32.47 7.88 32.10 347 265 AVERAGE	Blank

Mode	10	
	Band Edge - L	
	2400-2483.5_802.11n HT40_CH03_2422MHz	
ANT	1	
Pol.	Vertical	Fundamental
Peak	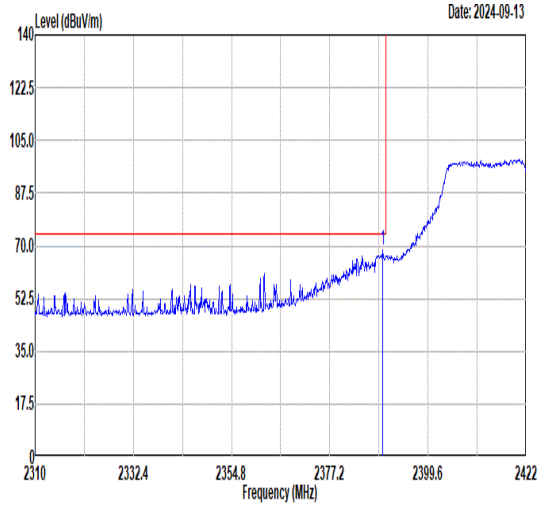 Freq Level Limit Line Margin (dB) Read Level Ant Factor Cable Loss Preamp Factor APos TPos Remark 1 2389.30 68.66 74.00 -5.34 60.72 32.26 7.76 32.08 330 310 PEAK	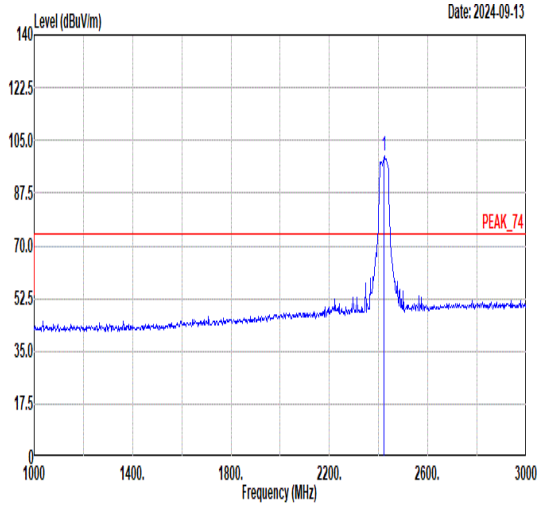 Freq Level Limit Line Margin (dB) Read Level Ant Factor Cable Loss Preamp Factor APos TPos Remark 1 2422.00 99.70 ------ ------ 91.63 32.33 7.82 32.08 330 310 PEAK
Avg	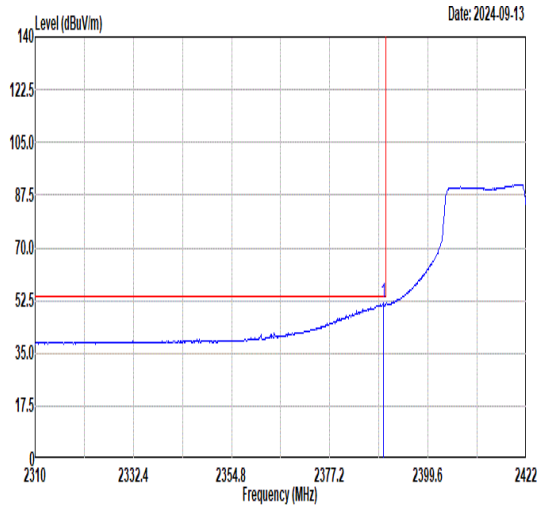 Freq Level Limit Line Margin (dB) Read Level Ant Factor Cable Loss Preamp Factor APos TPos Remark 1 2389.52 51.51 54.00 -2.49 43.57 32.26 7.76 32.08 330 310 AVERAGE	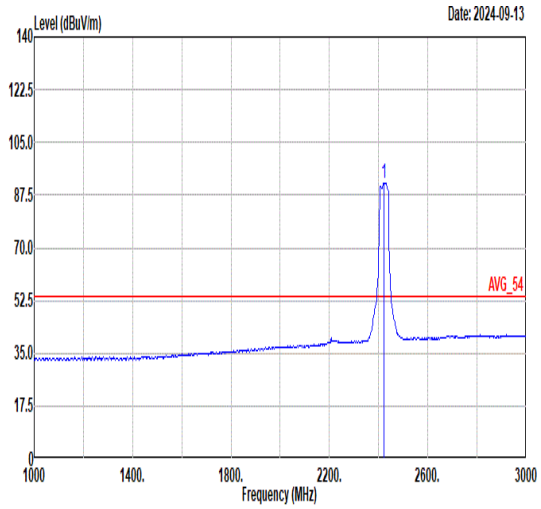 Freq Level Limit Line Margin (dB) Read Level Ant Factor Cable Loss Preamp Factor APos TPos Remark 1 2422.00 91.61 ------ ------ 83.54 32.33 7.82 32.08 330 310 AVERAGE

Mode	10	
	Band Edge - R	
	2400-2483.5_802.11n HT40_CH03_2422MHz	
ANT	1	
Pol.	Vertical	Fundamental
Peak	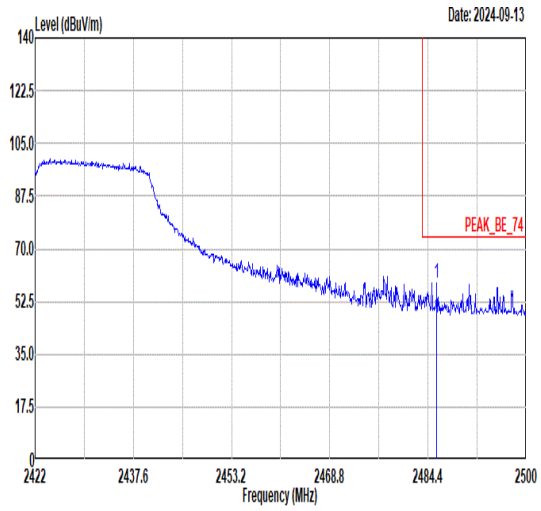 Freq Level Limit Line Margin (dB) Read Level Ant Factor Cable Loss Preamp Factor APos TPos Remark MHz dBuV/m dBuV/m dBuV dB/m dB dB cm deg 1 2485.80 58.81 74.00 -15.19 50.56 32.47 7.88 32.10 330 310 PEAK	Blank
Avg	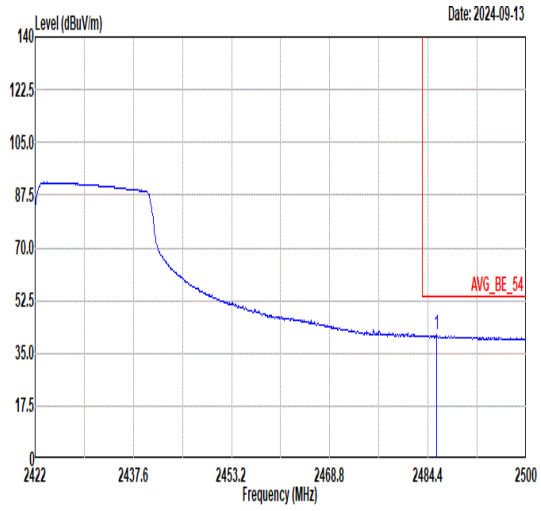 Freq Level Limit Line Margin (dB) Read Level Ant Factor Cable Loss Preamp Factor APos TPos Remark MHz dBuV/m dBuV/m dBuV dB/m dB dB cm deg 1 2485.73 41.10 54.00 -12.90 32.85 32.47 7.88 32.10 330 310 AVERAGE	Blank

Mode	10	
	Harmonic	
	2400-2483.5_802.11n HT40_CH03_2422MHz	
ANT	1	
Pol.	Horizontal	Vertical
Peak Avg	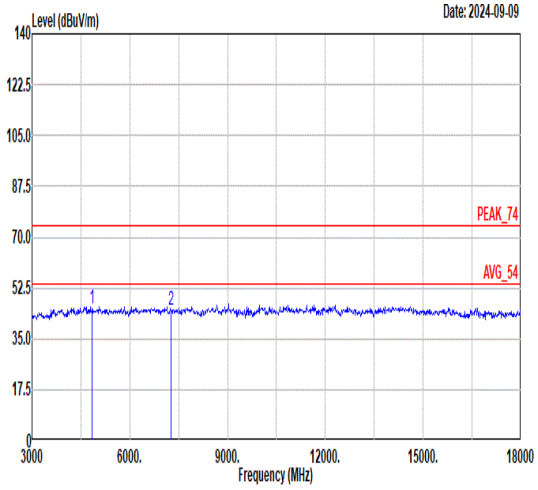 Freq Level Limit Line Margin Read Level Ant Factor Cable Loss Preamp Factor APos TPos Remark MHz dBuV/m dBuV/m dB dBuV dB/m dB dB cm deg 1 4844.00 45.54 74.00 -28.46 51.17 34.84 11.09 51.56 --- --- Peak 2 7266.00 44.95 74.00 -29.05 46.74 36.31 13.05 51.15 --- --- Peak	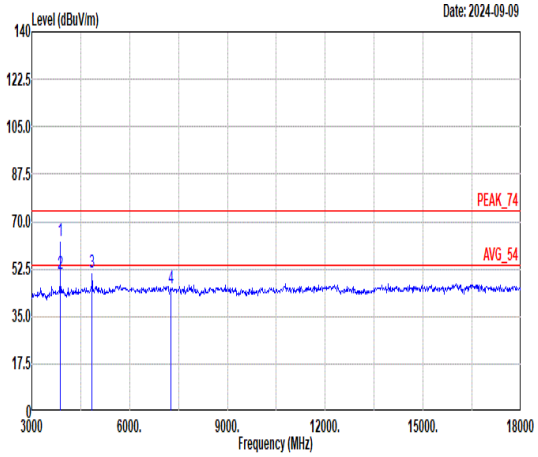 Freq Level Limit Line Margin Read Level Ant Factor Cable Loss Preamp Factor APos TPos Remark MHz dBuV/m dBuV/m dB dBuV dB/m dB dB cm deg 1 3875.00 62.72 74.00 -11.28 69.96 34.55 10.03 51.82 303 78 Peak 2 3875.00 50.82 54.00 -3.18 58.06 34.55 10.03 51.82 303 78 Average 3 4844.00 51.22 74.00 -22.78 56.85 34.84 11.09 51.56 142 356 Peak 4 7266.00 45.67 74.00 -28.33 47.46 36.31 13.05 51.15 --- --- Peak

Mode	11	
	Harmonic	
	2400-2483.5_802.11n HT40_CH06_2437MHz	
ANT	1	
Pol.	Horizontal	Vertical
Peak Avg	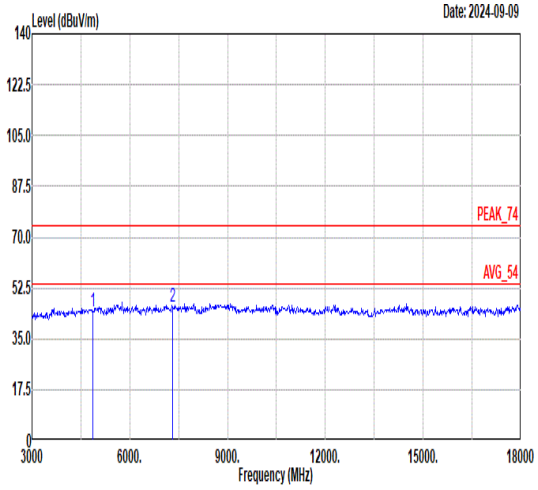 Freq Level Limit Line Margin Read Level Ant Factor Cable Loss Preamp Factor APos TPos Remark MHz dBuV/m dBuV/m dB dBuV dB/m dB dB cm deg 1 4874.00 44.61 74.00 -29.39 50.21 34.85 11.10 51.55 --- --- Peak 2 7311.00 46.02 74.00 -27.98 47.78 36.32 13.08 51.16 --- --- Peak	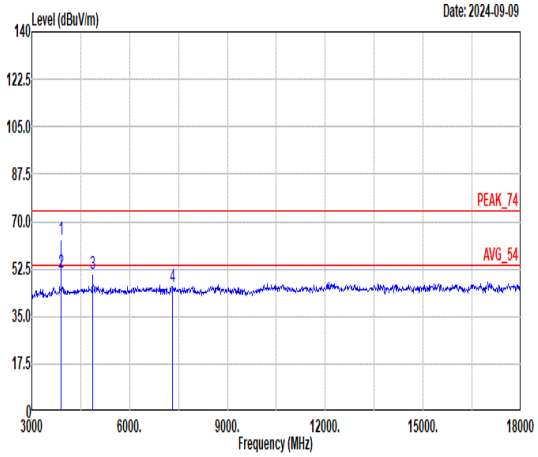 Freq Level Limit Line Margin Read Level Ant Factor Cable Loss Preamp Factor APos TPos Remark MHz dBuV/m dBuV/m dB dBuV dB/m dB dB cm deg 1 3899.00 63.52 74.00 -10.48 70.77 34.54 10.03 51.82 299 75 Peak 2 3899.00 51.10 54.00 -2.90 58.35 34.54 10.03 51.82 299 75 Average 3 4874.00 50.91 74.00 -23.09 56.51 34.85 11.10 51.55 150 339 Peak 4 7311.00 45.92 74.00 -28.08 47.68 36.32 13.08 51.16 --- --- Peak

Mode	12	
	Band Edge - L	
	2400-2483.5_802.11n HT40_CH09_2452MHz	
ANT	1	
Pol.	Horizontal	Fundamental
Peak	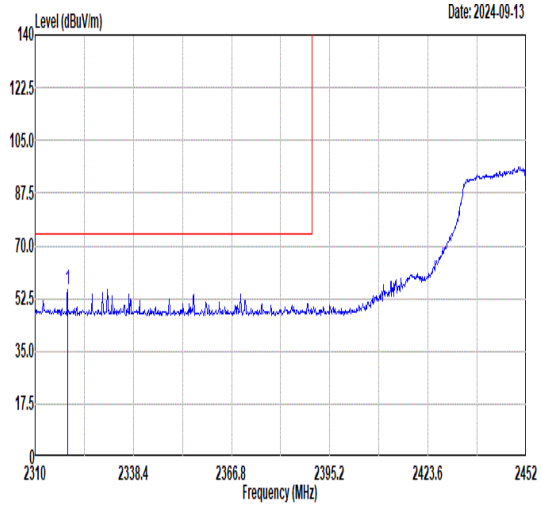 Freq Level Limit Line Margin (dB) Read Level Ant Factor Cable Loss Preamp Factor APos TPos Remark 1 2319.37 55.30 74.00 -18.70 47.70 32.10 7.56 32.06 364 262 PEAK	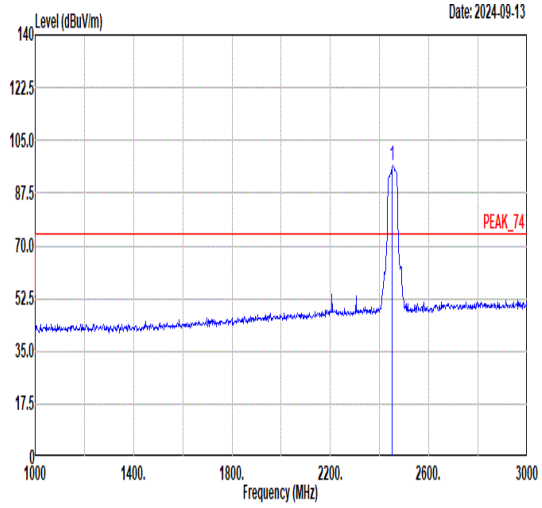 Freq Level Limit Line Margin (dB) Read Level Ant Factor Cable Loss Preamp Factor APos TPos Remark 1 2452.00 96.48 ------ ------ 88.32 32.40 7.85 32.09 364 262 PEAK
Avg	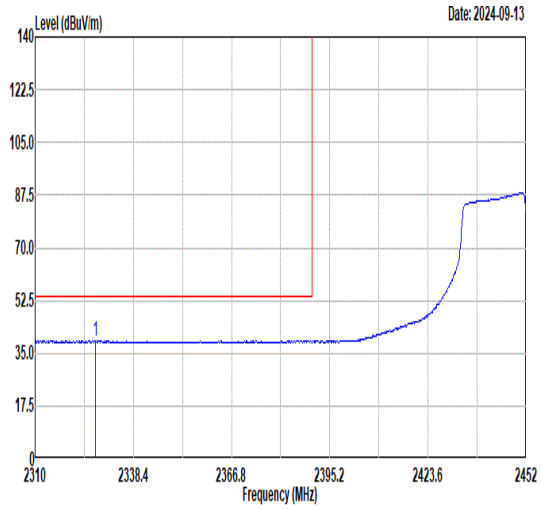 Freq Level Limit Line Margin (dB) Read Level Ant Factor Cable Loss Preamp Factor APos TPos Remark 1 2327.47 39.28 54.00 -14.72 31.65 32.12 7.58 32.07 364 262 AVERAGE	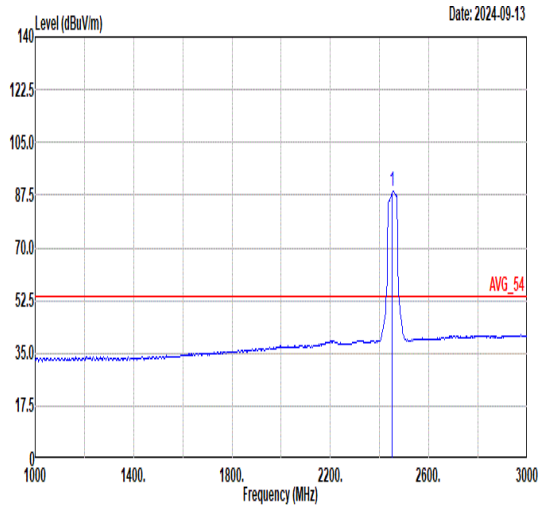 Freq Level Limit Line Margin (dB) Read Level Ant Factor Cable Loss Preamp Factor APos TPos Remark 1 2452.00 88.92 ------ ------ 80.76 32.40 7.85 32.09 364 262 AVERAGE

Mode	12	
	Band Edge - R	
	2400-2483.5_802.11n HT40_CH09_2452MHz	
ANT	1	
Pol.	Horizontal	Fundamental
Peak	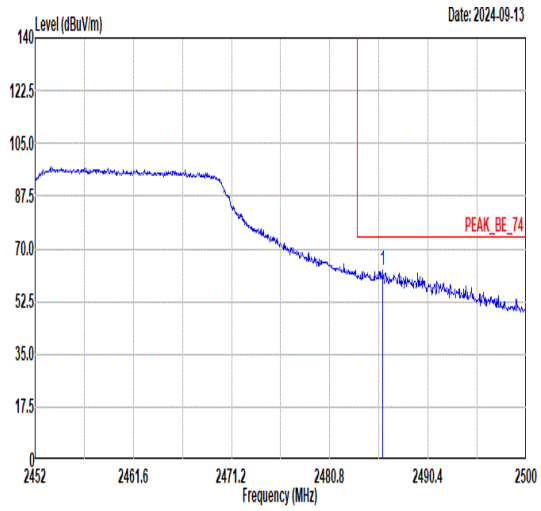 Freq Level Limit Line Margin (dB) Read Level Ant Factor Cable Loss Preamp Factor APos TPos Remark MHz dBuV/m dBuV/m dBuV dB/m dB dB cm deg 1 2485.98 62.93 74.00 -11.07 54.68 32.47 7.88 32.10 364 262 PEAK	Blank
Avg	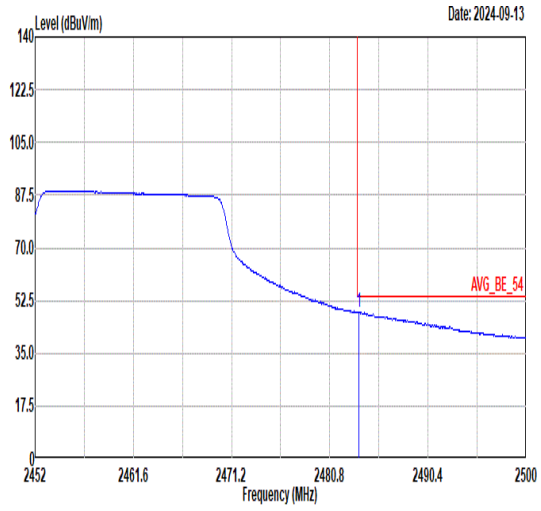 Freq Level Limit Line Margin (dB) Read Level Ant Factor Cable Loss Preamp Factor APos TPos Remark MHz dBuV/m dBuV/m dBuV dB/m dB dB cm deg 1 2483.63 48.69 54.00 -5.31 40.45 32.46 7.88 32.10 364 262 AVERAGE	Blank

Mode	12	
	Band Edge - L	
	2400-2483.5_802.11n HT40_CH09_2452MHz	
ANT	1	
Pol.	Vertical	Fundamental
Peak	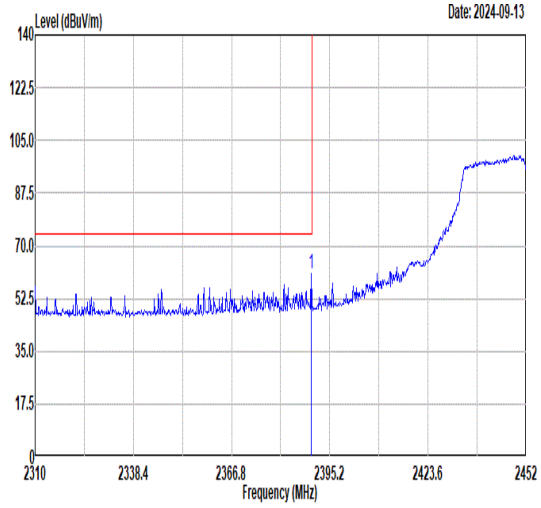 Freq Level Limit Line Margin (dB) Read Level Ant Factor Cable Loss Preamp Factor APos TPos Remark 1 2389.95 61.00 74.00 -13.00 53.06 32.26 7.76 32.08 330 308 PEAK	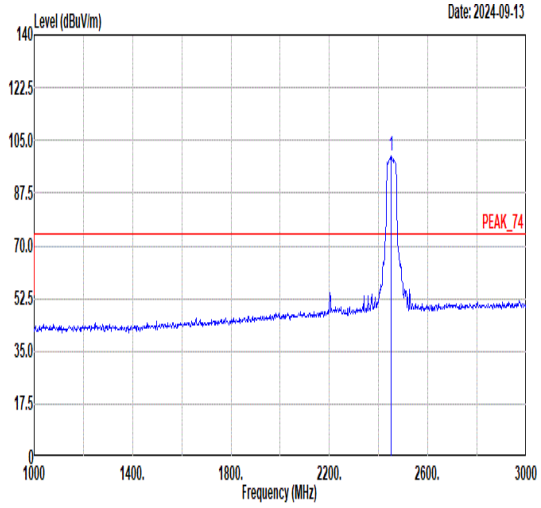 Freq Level Limit Line Margin (dB) Read Level Ant Factor Cable Loss Preamp Factor APos TPos Remark 1 2452.00 100.02 ------ ------ 91.88 32.39 7.84 32.09 330 308 PEAK
Avg	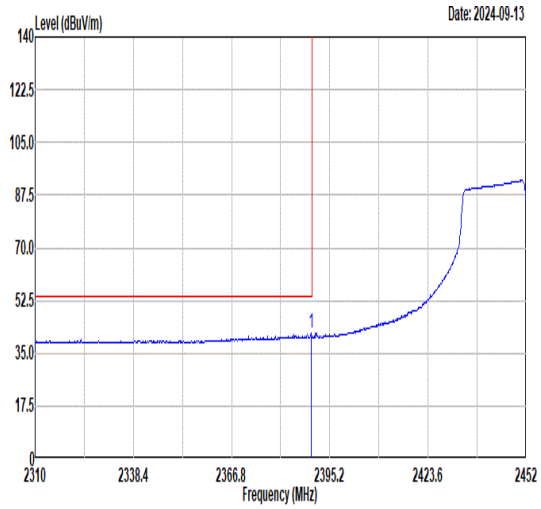 Freq Level Limit Line Margin (dB) Read Level Ant Factor Cable Loss Preamp Factor APos TPos Remark 1 2389.80 41.94 54.00 -12.06 34.00 32.26 7.76 32.08 330 308 AVERAGE	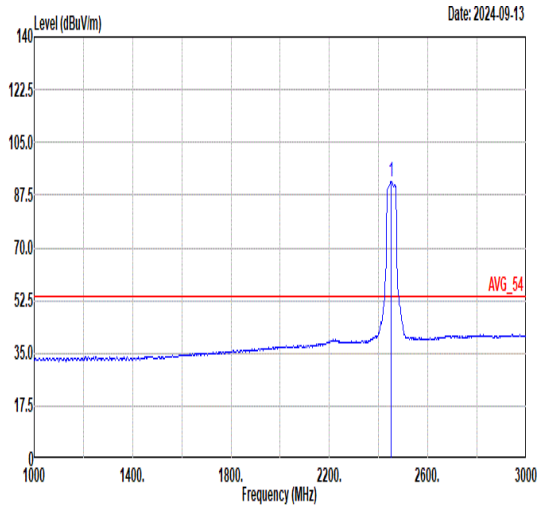 Freq Level Limit Line Margin (dB) Read Level Ant Factor Cable Loss Preamp Factor APos TPos Remark 1 2452.00 92.16 ------ ------ 84.02 32.39 7.84 32.09 330 308 AVERAGE

Mode	12	
	Band Edge - R	
	2400-2483.5_802.11n HT40_CH09_2452MHz	
ANT	1	
Pol.	Vertical	Fundamental
Peak	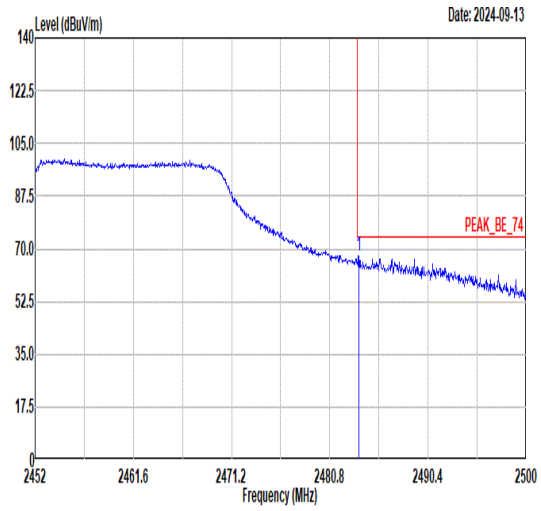 Freq Level Limit Line Margin (dB) Read Level Ant Factor Cable Loss Preamp Factor APos TPos Remark MHz dBuV/m dBuV/m dBuV dB/m dB dB cm deg 1 2483.63 67.72 74.00 -6.28 59.48 32.46 7.88 32.10 330 308 PEAK	Blank
Avg	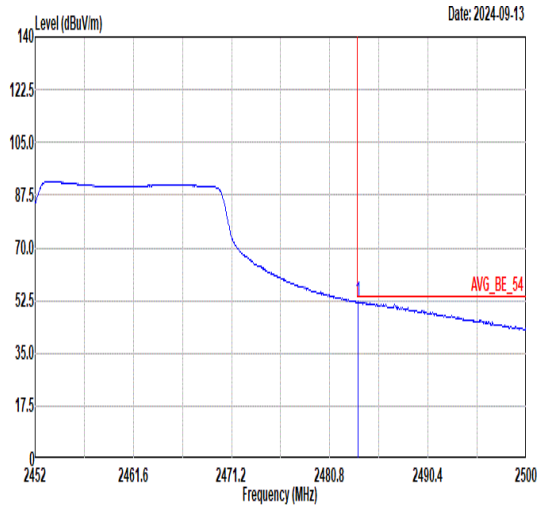 Freq Level Limit Line Margin (dB) Read Level Ant Factor Cable Loss Preamp Factor APos TPos Remark MHz dBuV/m dBuV/m dBuV dB/m dB dB cm deg 1 2483.54 52.49 54.00 -1.51 44.25 32.46 7.88 32.10 330 308 AVERAGE	Blank

Mode	12	
	Harmonic	
	2400-2483.5_802.11n HT40_CH09_2452MHz	
ANT	1	
Pol.	Horizontal	Vertical
Peak Avg	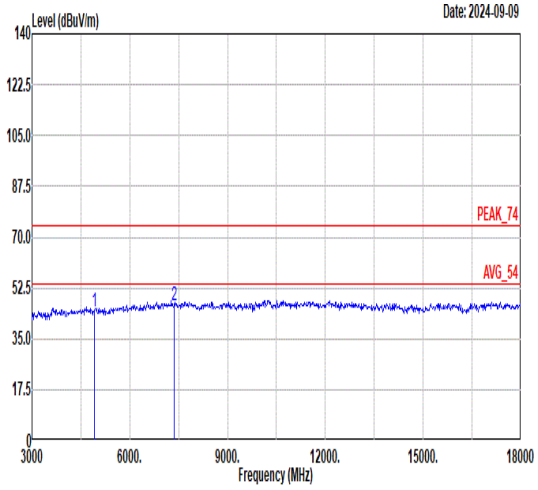 1 4904.00 44.26 74.00 -29.74 49.83 34.86 11.11 51.54 --- --- Peak 2 7356.00 46.66 74.00 -27.34 48.38 36.34 13.11 51.17 --- --- Peak	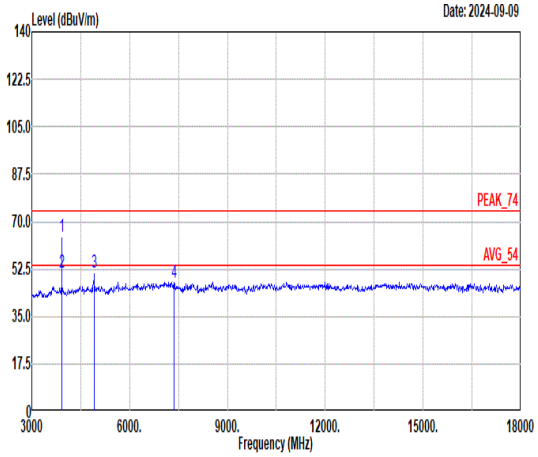 1 3923.00 64.19 74.00 -9.81 71.45 34.53 10.02 51.81 361 84 Peak 2 3923.00 51.12 54.00 -2.88 58.38 34.53 10.02 51.81 361 84 Average 3 4904.00 51.37 74.00 -22.63 56.94 34.86 11.11 51.54 144 338 Peak 4 7356.00 47.39 74.00 -26.61 49.11 36.34 13.11 51.17 --- --- Peak

Mode	13	
	Band Edge	
	2400-2483.5_802.11ax HE20_CH01_2412MHz	
ANT	1	
Pol.	Horizontal	Fundamental
Peak	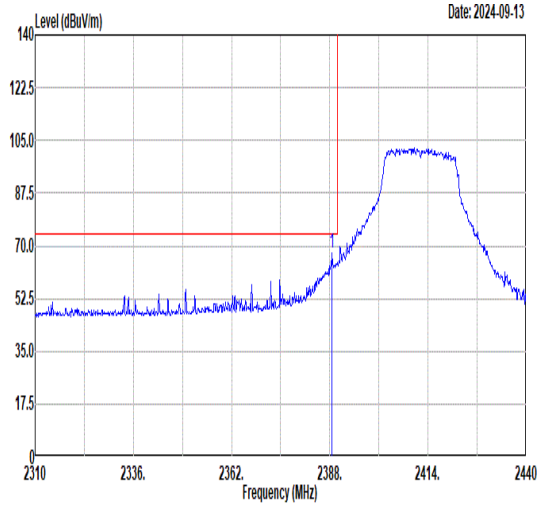 Freq Level Limit Line Margin (dB) Read Level Ant Factor Cable Loss Preamp Factor APos TPos Remark MHz dBuV/m dBuV/m dBuV dB/m dB dB cm deg 1 2388.65 67.71 74.00 -6.29 59.77 32.26 7.76 32.08 346 267 PEAK	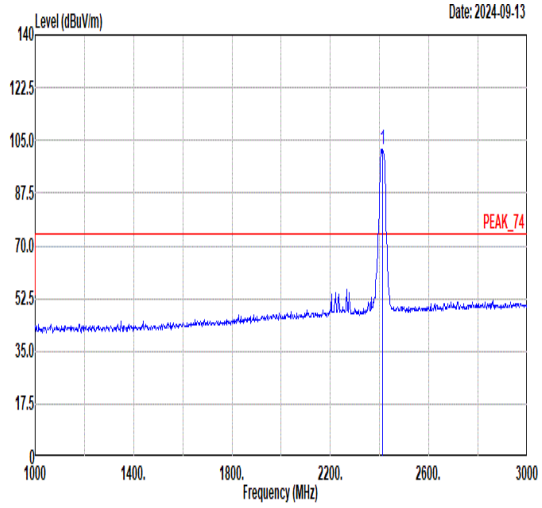 Freq Level Limit Line Margin (dB) Read Level Ant Factor Cable Loss Preamp Factor APos TPos Remark MHz dBuV/m dBuV/m dBuV dB/m dB dB cm deg 1 2412.00 102.00 ------ ------ 93.96 32.31 7.81 32.08 346 267 PEAK
Avg	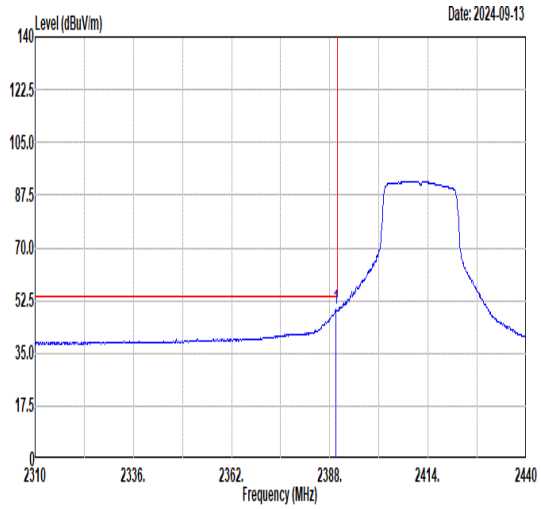 Freq Level Limit Line Margin (dB) Read Level Ant Factor Cable Loss Preamp Factor APos TPos Remark MHz dBuV/m dBuV/m dBuV dB/m dB dB cm deg 1 2389.69 49.46 54.00 -4.54 41.52 32.26 7.76 32.08 346 267 AVERAGE	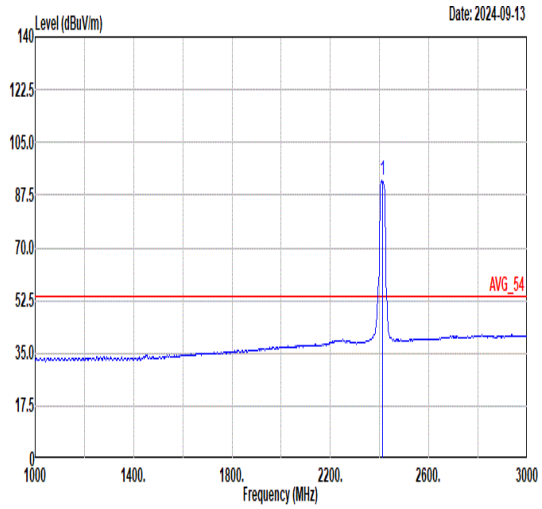 Freq Level Limit Line Margin (dB) Read Level Ant Factor Cable Loss Preamp Factor APos TPos Remark MHz dBuV/m dBuV/m dBuV dB/m dB dB cm deg 1 2412.00 92.23 ------ ------ 84.20 32.30 7.81 32.08 346 267 AVERAGE

Mode	13	
	Band Edge	
	2400-2483.5_802.11ax HE20_CH01_2412MHz	
ANT	1	
Pol.	Vertical	Fundamental
Peak	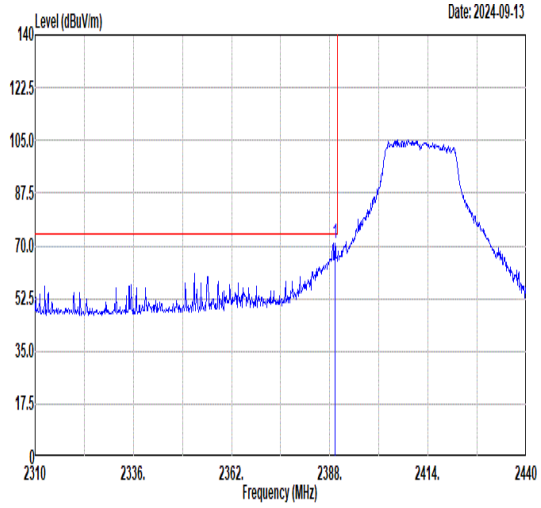 Freq Level Limit Line Margin (dB) Read Level Ant Factor Cable Loss Preamp Factor APos TPos Remark MHz dBuV/m dBuV/m dBuV dB/m dB dB cm deg 1 2389.30 70.68 74.00 -3.32 62.74 32.26 7.76 32.08 329 312 PEAK	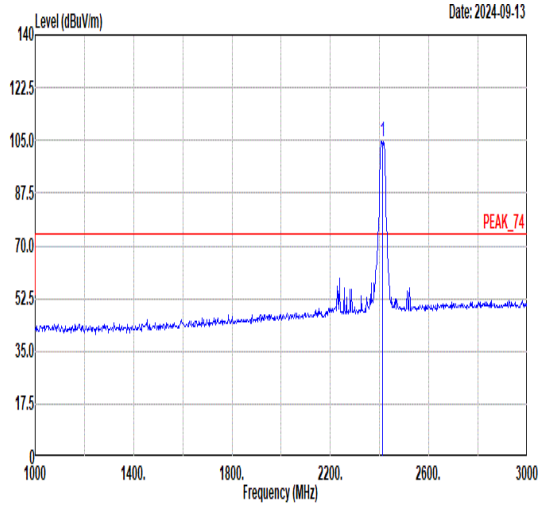 Freq Level Limit Line Margin (dB) Read Level Ant Factor Cable Loss Preamp Factor APos TPos Remark MHz dBuV/m dBuV/m dBuV dB/m dB dB cm deg 1 2412.00 104.86 ------ ------ 96.82 32.31 7.81 32.08 329 312 PEAK
Avg	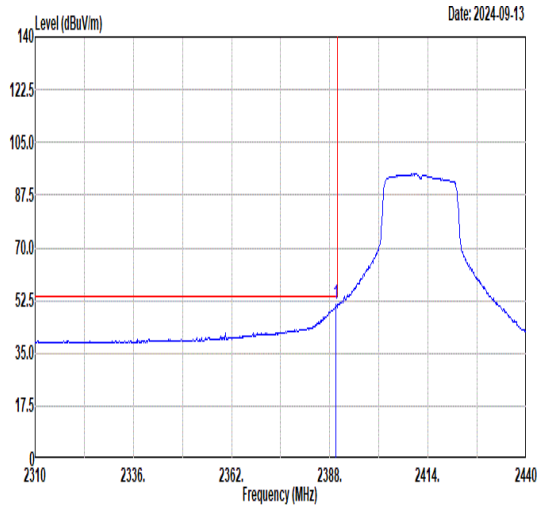 Freq Level Limit Line Margin (dB) Read Level Ant Factor Cable Loss Preamp Factor APos TPos Remark MHz dBuV/m dBuV/m dBuV dB/m dB dB cm deg 1 2389.69 51.33 54.00 -2.67 43.39 32.26 7.76 32.08 329 312 AVERAGE	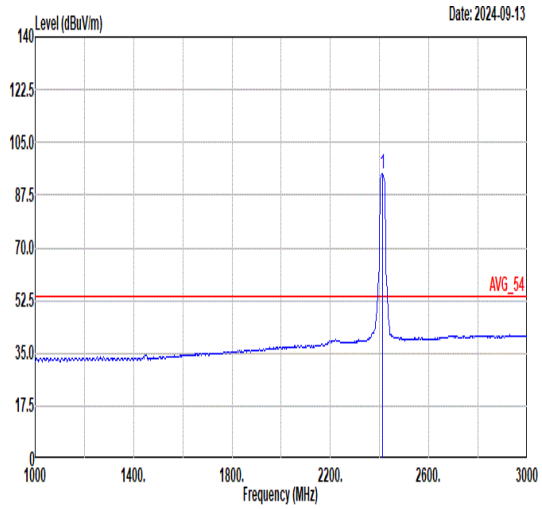 Freq Level Limit Line Margin (dB) Read Level Ant Factor Cable Loss Preamp Factor APos TPos Remark MHz dBuV/m dBuV/m dBuV dB/m dB dB cm deg 1 2412.00 94.51 ------ ------ 86.48 32.30 7.81 32.08 329 312 AVERAGE

Mode	13	
	Harmonic	
	2400-2483.5_802.11ax HE20_CH01_2412MHz	
ANT	1	
Pol.	Horizontal	Vertical
Peak Avg	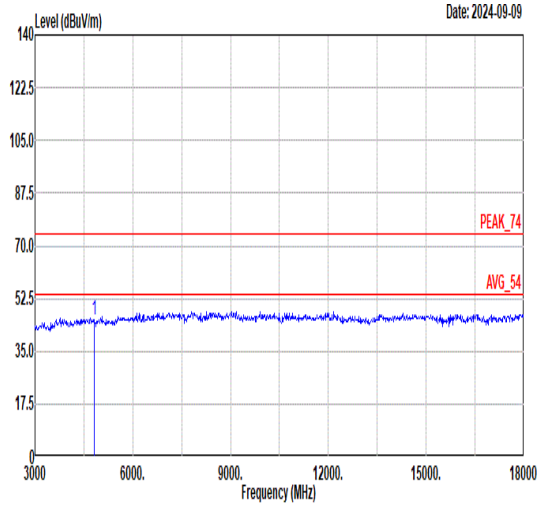 Freq Level Limit Line Margin Read Level Ant Factor Cable Loss Preamp Factor APos TPos Remark MHz dBuV/m dBuV/m dB dBuV dB/m dB dB cm deg 1 4824.00 45.42 74.00 -28.58 51.08 34.83 11.08 51.57 --- --- Peak	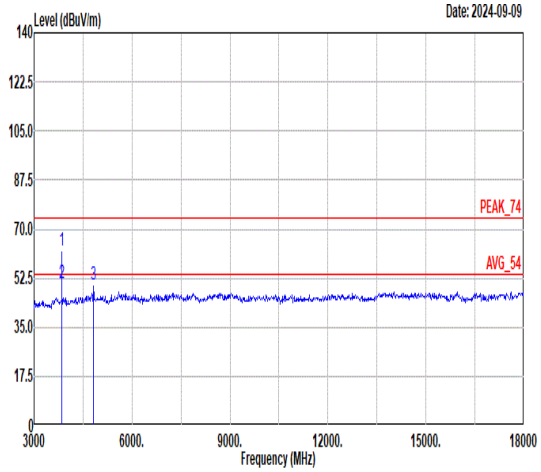 Freq Level Limit Line Margin Read Level Ant Factor Cable Loss Preamp Factor APos TPos Remark MHz dBuV/m dBuV/m dB dBuV dB/m dB dB cm deg 1 3859.00 62.28 74.00 -11.72 69.52 34.56 10.03 51.83 327 82 Peak 2 3859.00 50.74 54.00 -3.26 57.98 34.56 10.03 51.83 327 82 Average 3 4824.00 50.19 74.00 -23.81 55.85 34.83 11.08 51.57 153 353 Peak

Mode	14	
	Harmonic	
	2400-2483.5_802.11ax HE20_CH06_2437MHz	
ANT	1	
Pol.	Horizontal	Vertical
Peak Avg	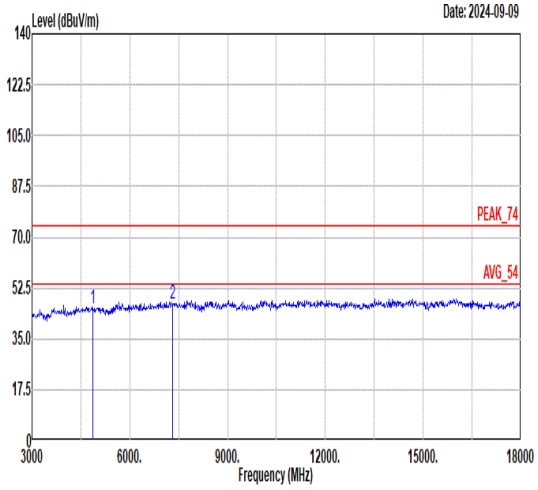 Freq Level Limit Line Margin Read Level Ant Factor Cable Loss Preamp Factor APos TPos Remark MHz dBuV/m dBuV/m dB dBuV dB/m dB dB cm deg 1 4874.00 45.40 74.00 -28.60 51.00 34.85 11.10 51.55 --- --- Peak 2 7311.00 47.19 74.00 -26.81 48.95 36.32 13.08 51.16 --- --- Peak	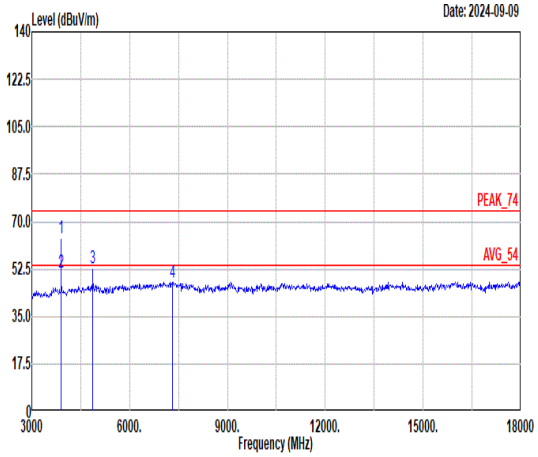 Freq Level Limit Line Margin Read Level Ant Factor Cable Loss Preamp Factor APos TPos Remark MHz dBuV/m dBuV/m dB dBuV dB/m dB dB cm deg 1 3899.00 63.91 74.00 -10.09 71.16 34.54 10.03 51.82 365 84 Peak 2 3899.00 51.31 54.00 -2.69 58.56 34.54 10.03 51.82 365 84 Average 3 4874.00 52.94 74.00 -21.06 58.54 34.85 11.10 51.55 149 337 Peak 4 7311.00 47.68 74.00 -26.32 49.44 36.32 13.08 51.16 --- --- Peak

Mode	15	
	Band Edge	
	2400-2483.5_802.11ax HE20_CH11_2462MHz	
ANT	1	
Pol.	Horizontal	Fundamental
Peak	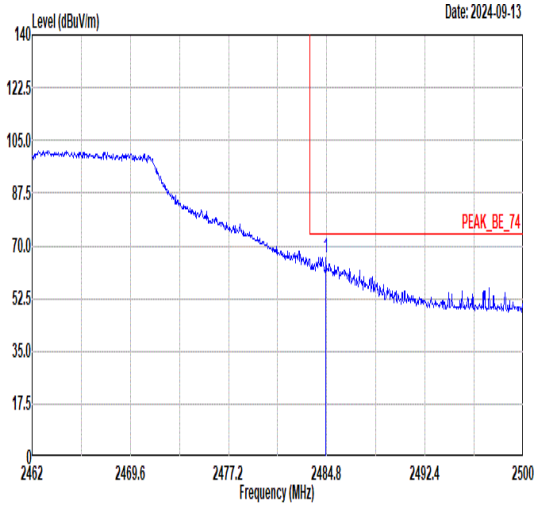 Freq Level Limit Line Margin (dB) Read Level Ant Factor Cable Loss Preamp Factor APos TPos Remark MHz dBuV/m dBuV/m dBuV dB/m dB dB cm deg 1 2484.72 66.18 74.00 -7.82 57.93 32.47 7.88 32.10 354 263 PEAK	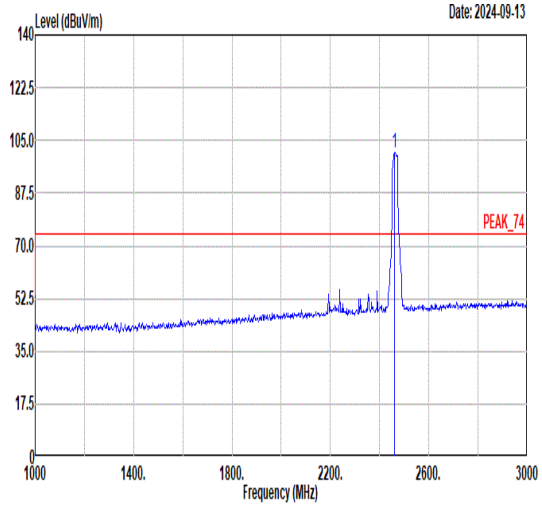 Freq Level Limit Line Margin (dB) Read Level Ant Factor Cable Loss Preamp Factor APos TPos Remark MHz dBuV/m dBuV/m dBuV dB/m dB dB cm deg 1 2462.00 101.16 ------ ------ 92.97 32.42 7.86 32.09 354 263 PEAK
Avg	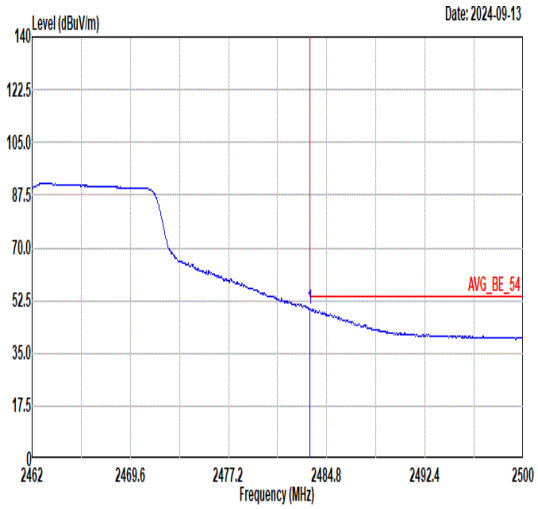 Freq Level Limit Line Margin (dB) Read Level Ant Factor Cable Loss Preamp Factor APos TPos Remark MHz dBuV/m dBuV/m dBuV dB/m dB dB cm deg 1 2483.51 49.47 54.00 -4.53 41.23 32.46 7.88 32.10 354 263 AVERAGE	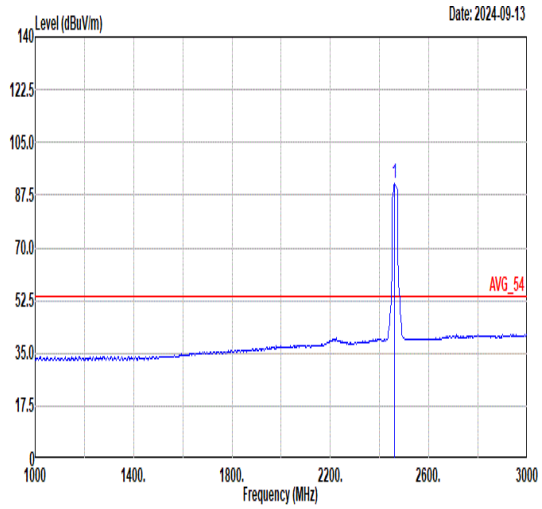 Freq Level Limit Line Margin (dB) Read Level Ant Factor Cable Loss Preamp Factor APos TPos Remark MHz dBuV/m dBuV/m dBuV dB/m dB dB cm deg 1 2462.00 91.18 ------ ------ 82.99 32.42 7.86 32.09 354 263 AVERAGE

Mode	15	
	Band Edge	
	2400-2483.5_802.11ax HE20_CH11_2462MHz	
ANT	1	
Pol.	Vertical	Fundamental
Peak	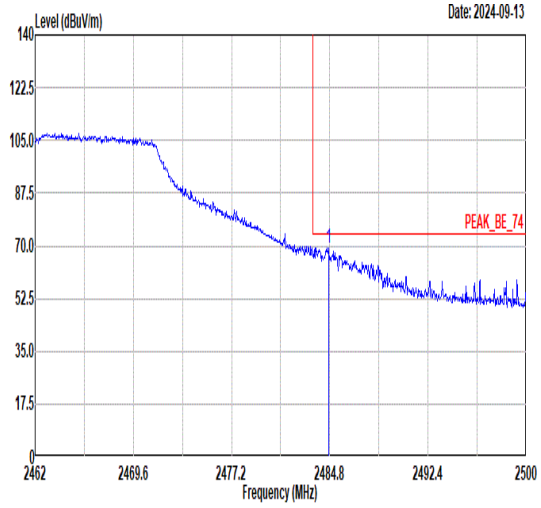 Freq Level Limit Line Margin (dB) Read Level Ant Factor Cable Loss Preamp Factor APos TPos Remark MHz dBuV/m dBuV/m dBuV dB/m dB dB cm deg 1 2484.69 69.39 74.00 -4.61 61.14 32.47 7.88 32.10 379 308 PEAK	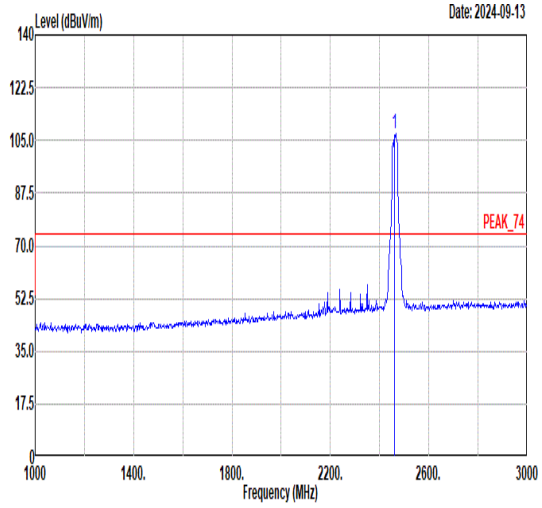 Freq Level Limit Line Margin (dB) Read Level Ant Factor Cable Loss Preamp Factor APos TPos Remark MHz dBuV/m dBuV/m dBuV dB/m dB dB cm deg 1 2462.00 106.99 ------ ------ 98.79 32.43 7.86 32.09 379 308 PEAK
Avg	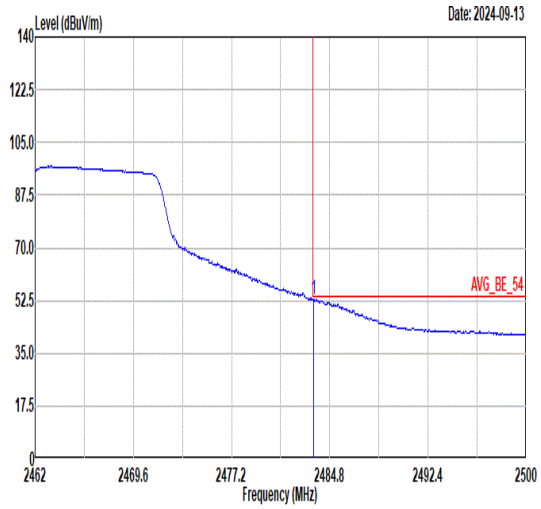 Freq Level Limit Line Margin (dB) Read Level Ant Factor Cable Loss Preamp Factor APos TPos Remark MHz dBuV/m dBuV/m dBuV dB/m dB dB cm deg 1 2483.55 52.63 54.00 -1.37 44.39 32.46 7.88 32.10 379 308 AVERAGE	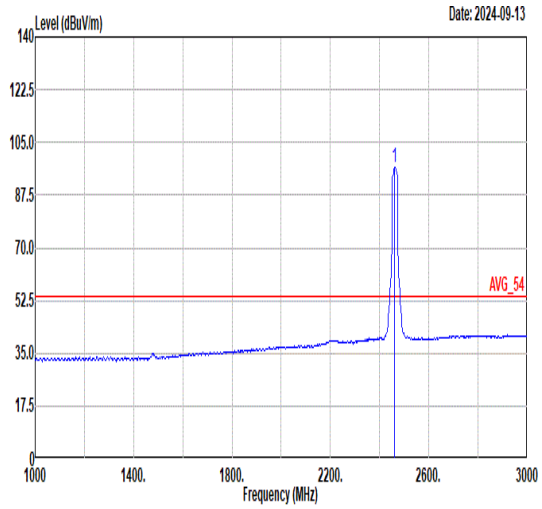 Freq Level Limit Line Margin (dB) Read Level Ant Factor Cable Loss Preamp Factor APos TPos Remark MHz dBuV/m dBuV/m dBuV dB/m dB dB cm deg 1 2462.00 96.79 ------ ------ 88.60 32.42 7.86 32.09 379 308 AVERAGE

Mode	15	
	Harmonic	
	2400-2483.5_802.11ax HE20_CH11_2462MHz	
ANT	1	
Pol.	Horizontal	Vertical
Peak Avg	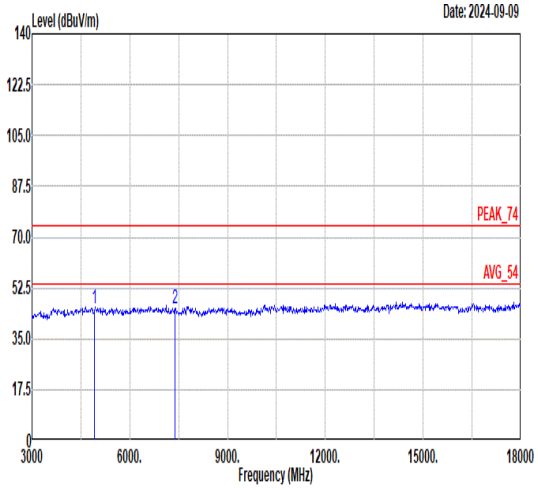 Freq Level Limit Line Margin Read Level Ant Factor Cable Loss Preamp Factor APos TPos Remark MHz dBuV/m dBuV/m dB dBuV dB/m dB dB cm deg 1 4924.00 45.22 74.00 -28.78 50.76 34.87 11.12 51.53 --- --- Peak 2 7386.00 45.28 74.00 -28.72 46.98 36.35 13.13 51.18 --- --- Peak	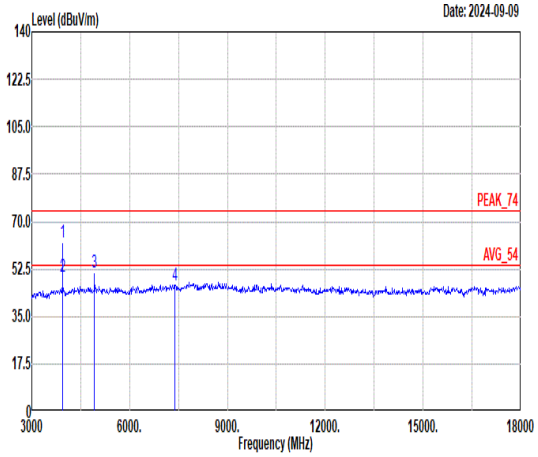 Freq Level Limit Line Margin Read Level Ant Factor Cable Loss Preamp Factor APos TPos Remark MHz dBuV/m dBuV/m dB dBuV dB/m dB dB cm deg 1 3939.00 62.45 74.00 -11.55 69.72 34.52 10.02 51.81 332 76 Peak 2 3939.00 49.83 54.00 -4.17 57.10 34.52 10.02 51.81 332 76 Average 3 4924.00 51.12 74.00 -22.88 56.66 34.87 11.12 51.53 147 354 Peak 4 7386.00 46.25 74.00 -27.75 47.95 36.35 13.13 51.18 --- --- Peak

Mode	16	
	Band Edge - L	
	2400-2483.5_802.11ax HE40_CH03_2422MHz	
ANT	1	
Pol.	Horizontal	Fundamental
Peak	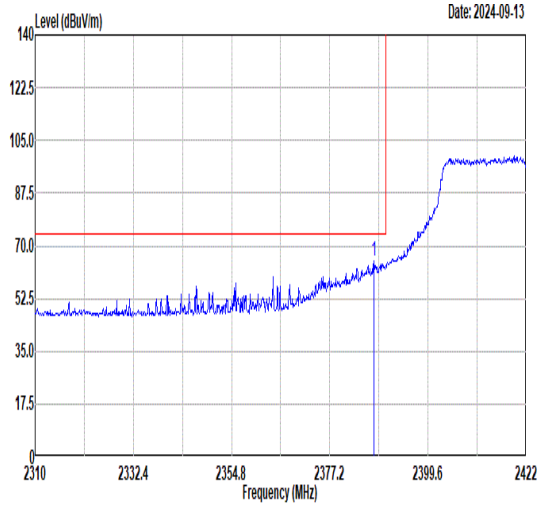 Freq Level Limit Line Margin (dB) Read Level Ant Factor Cable Loss Preamp Factor APos TPos Remark MHz dBuV/m dBuV/m dBuV dB/m dB dB cm deg 1 2387.28 64.72 74.00 -9.28 56.80 32.25 7.75 32.08 347 267 PEAK	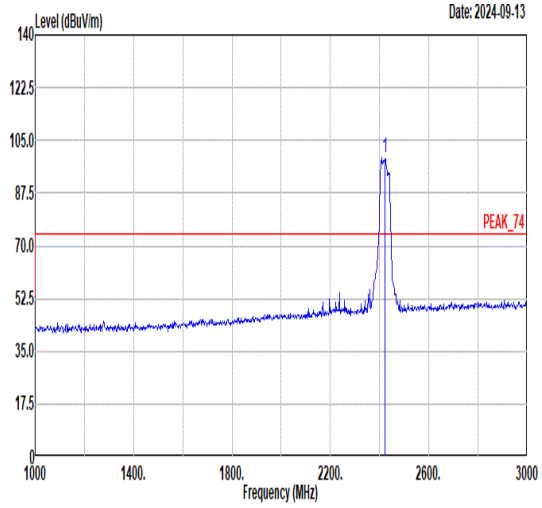 Freq Level Limit Line Margin (dB) Read Level Ant Factor Cable Loss Preamp Factor APos TPos Remark MHz dBuV/m dBuV/m dBuV dB/m dB dB cm deg 1 2422.00 99.16 ------ ------ 91.13 32.30 7.81 32.08 347 267 PEAK
Avg	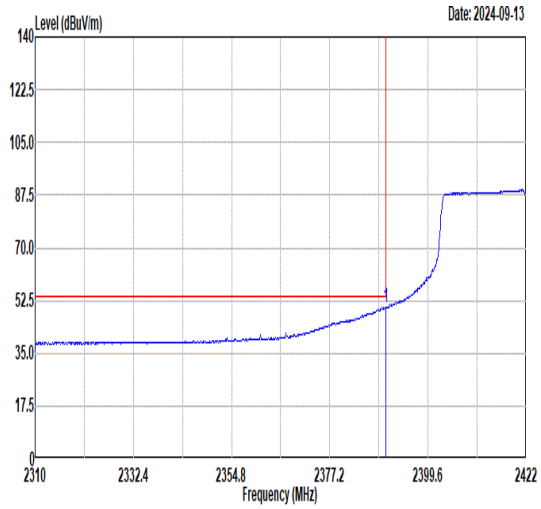 Freq Level Limit Line Margin (dB) Read Level Ant Factor Cable Loss Preamp Factor APos TPos Remark MHz dBuV/m dBuV/m dBuV dB/m dB dB cm deg 1 2389.97 50.41 54.00 -3.59 42.47 32.26 7.76 32.08 347 267 AVERAGE	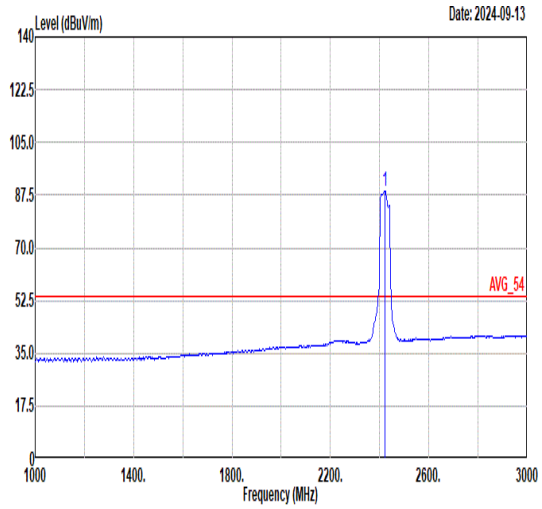 Freq Level Limit Line Margin (dB) Read Level Ant Factor Cable Loss Preamp Factor APos TPos Remark MHz dBuV/m dBuV/m dBuV dB/m dB dB cm deg 1 2422.00 88.90 ------ ------ 80.83 32.33 7.82 32.08 347 267 AVERAGE

Mode	16	
	Band Edge - R	
	2400-2483.5_802.11ax HE40_CH03_2422MHz	
ANT	1	
Pol.	Horizontal	Fundamental
Peak	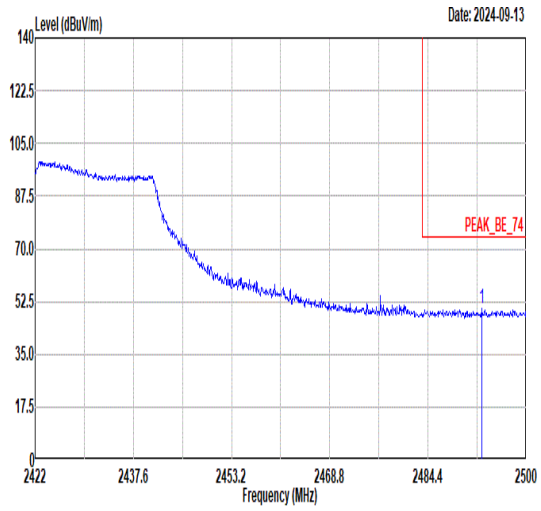 Freq Level Limit Line Margin (dB) Read Level Ant Factor Cable Loss Preamp Factor APos TPos Remark MHz dBuV/m dBuV/m dBuV dB/m dB dB cm deg 1 2492.98 50.35 74.00 -23.65 42.08 32.48 7.89 32.10 347 267 PEAK	Blank
Avg	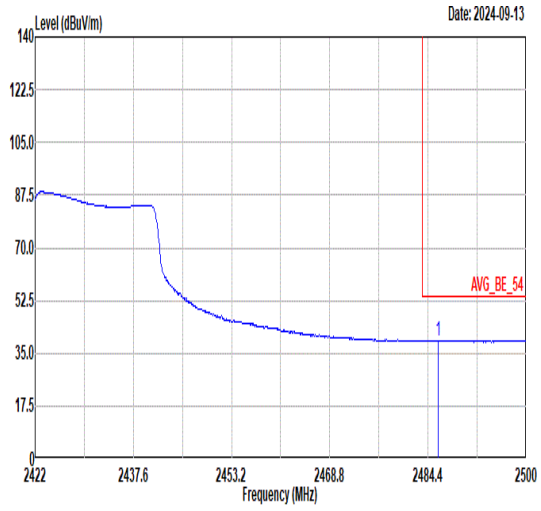 Freq Level Limit Line Margin (dB) Read Level Ant Factor Cable Loss Preamp Factor APos TPos Remark MHz dBuV/m dBuV/m dBuV dB/m dB dB cm deg 1 2486.04 39.31 54.00 -14.69 31.06 32.47 7.88 32.10 347 267 AVERAGE	Blank

Mode	16	
	Band Edge - L	
	2400-2483.5_802.11ax HE40_CH03_2422MHz	
ANT	1	
Pol.	Vertical	Fundamental
Peak	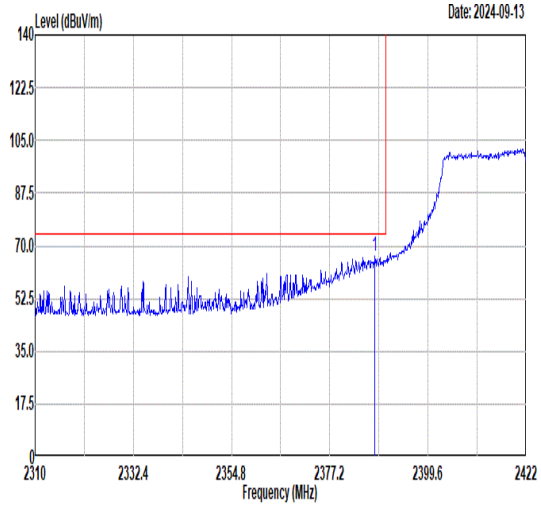 Freq Level Limit Line Margin (dB) Read Level Ant Factor Cable Loss Preamp Factor APos TPos Remark MHz dBuV/m dBuV/m dBuV dB/m dB dB cm deg 1 2387.50 66.77 74.00 -7.23 58.85 32.25 7.75 32.08 328 311 PEAK	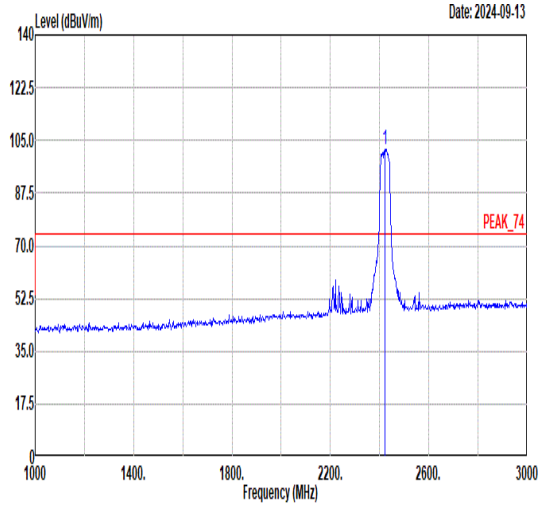 Freq Level Limit Line Margin (dB) Read Level Ant Factor Cable Loss Preamp Factor APos TPos Remark MHz dBuV/m dBuV/m dBuV dB/m dB dB cm deg 1 2422.00 102.16 ------ ------ 94.09 32.33 7.82 32.08 328 311 PEAK
Avg	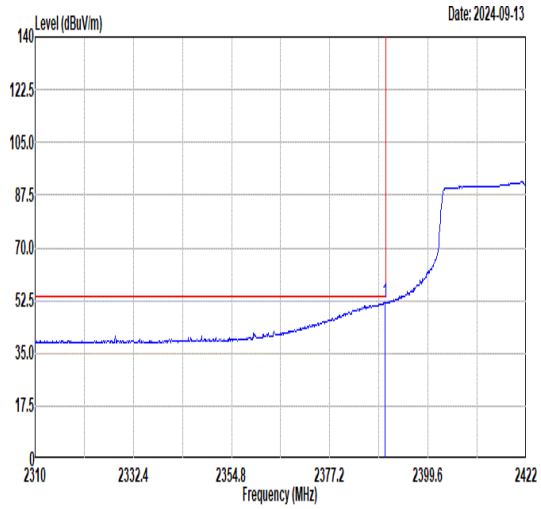 Freq Level Limit Line Margin (dB) Read Level Ant Factor Cable Loss Preamp Factor APos TPos Remark MHz dBuV/m dBuV/m dBuV dB/m dB dB cm deg 1 2389.86 51.91 54.00 -2.09 43.97 32.26 7.76 32.08 328 311 AVERAGE	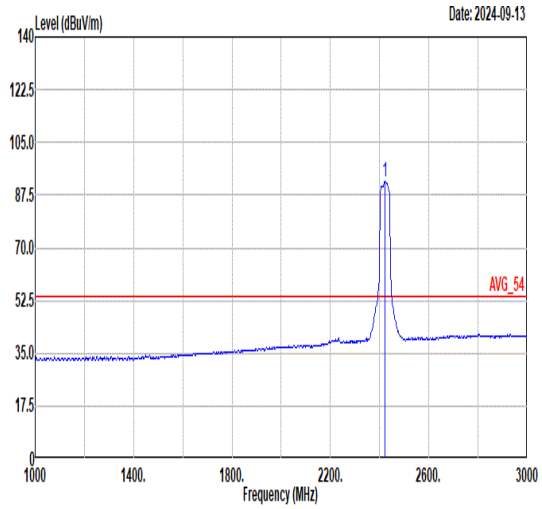 Freq Level Limit Line Margin (dB) Read Level Ant Factor Cable Loss Preamp Factor APos TPos Remark MHz dBuV/m dBuV/m dBuV dB/m dB dB cm deg 1 2422.00 91.97 ------ ------ 83.90 32.33 7.82 32.08 328 311 AVERAGE

Mode	16	
	Band Edge - R	
	2400-2483.5_802.11ax HE40_CH03_2422MHz	
ANT	1	
Pol.	Vertical	Fundamental
Peak	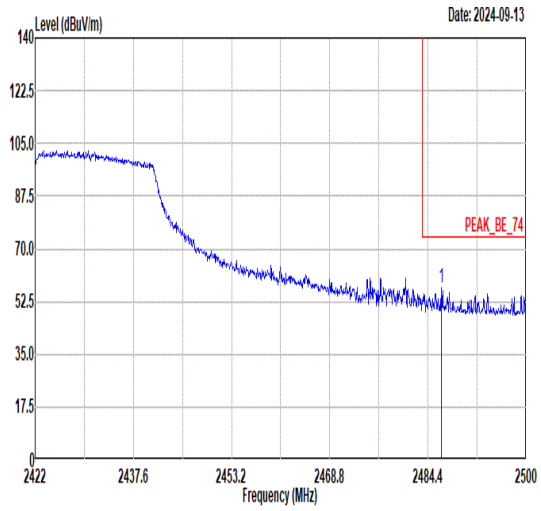 Freq Level Limit Line Margin (dB) Read Level Ant Factor Cable Loss Preamp Factor APos TPos Remark MHz dBuV/m dBuV/m dBuV dB/m dB dB cm deg 1 2486.51 56.82 74.00 -17.18 48.57 32.47 7.88 32.10 328 311 PEAK	Blank
Avg	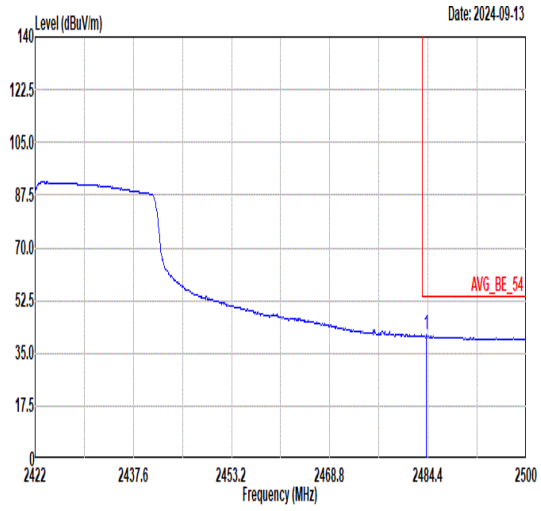 Freq Level Limit Line Margin (dB) Read Level Ant Factor Cable Loss Preamp Factor APos TPos Remark MHz dBuV/m dBuV/m dBuV dB/m dB dB cm deg 1 2484.17 41.04 54.00 -12.96 32.79 32.47 7.88 32.10 328 311 AVERAGE	Blank

Mode	16	
	Harmonic	
	2400-2483.5_802.11ax HE40_CH03_2422MHz	
ANT	1	
Pol.	Horizontal	Vertical
Peak Avg	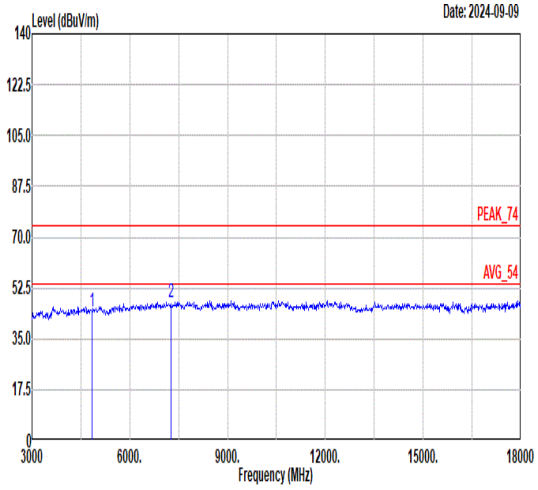 Freq Level Limit Line Margin Read Level Ant Factor Cable Loss Preamp Factor APos TPos Remark MHz dBuV/m dBuV/m dB dBuV dB/m dB dB cm deg 1 4844.00 44.59 74.00 -29.41 50.22 34.84 11.09 51.56 --- --- Peak 2 7266.00 47.74 74.00 -26.26 49.53 36.31 13.05 51.15 --- --- Peak	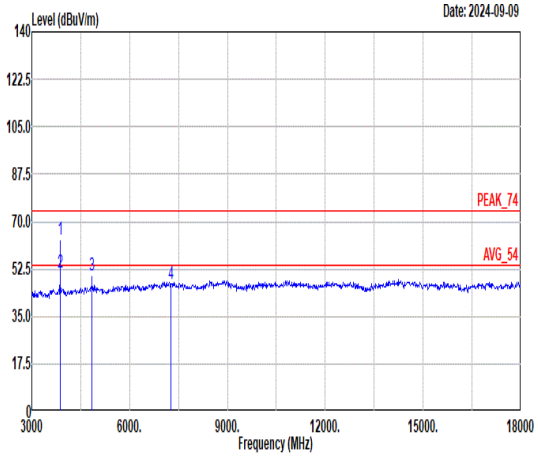 Freq Level Limit Line Margin Read Level Ant Factor Cable Loss Preamp Factor APos TPos Remark MHz dBuV/m dBuV/m dB dBuV dB/m dB dB cm deg 1 3875.00 63.24 74.00 -10.76 70.48 34.55 10.03 51.82 345 84 Peak 2 3875.00 51.07 54.00 -2.93 58.31 34.55 10.03 51.82 345 84 Average 3 4844.00 49.96 74.00 -24.04 55.59 34.84 11.09 51.56 153 337 Peak 4 7266.00 47.24 74.00 -26.76 49.03 36.31 13.05 51.15 --- --- Peak

Mode	17	
	Harmonic	
	2400-2483.5_802.11ax HE40_CH06_2437MHz	
ANT	1	
Pol.	Horizontal	Vertical
Peak Avg	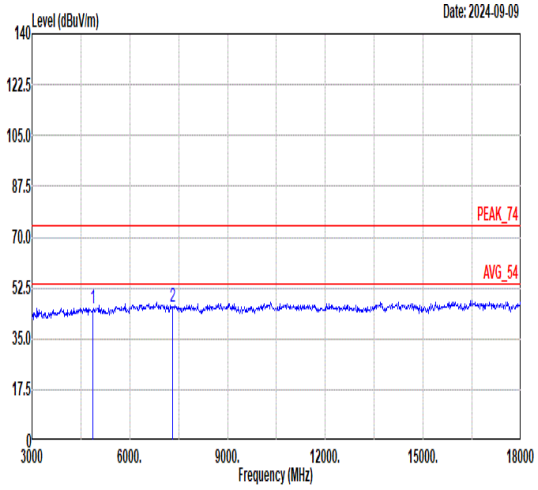 Freq Level Limit Line Margin Read Level Ant Factor Cable Loss Preamp Factor APos TPos Remark MHz dBuV/m dBuV/m dB dBuV dB/m dB dB cm deg 1 4874.00 45.22 74.00 -28.78 50.82 34.85 11.10 51.55 --- --- Peak 2 7311.00 46.06 74.00 -27.94 47.82 36.32 13.08 51.16 --- --- Peak	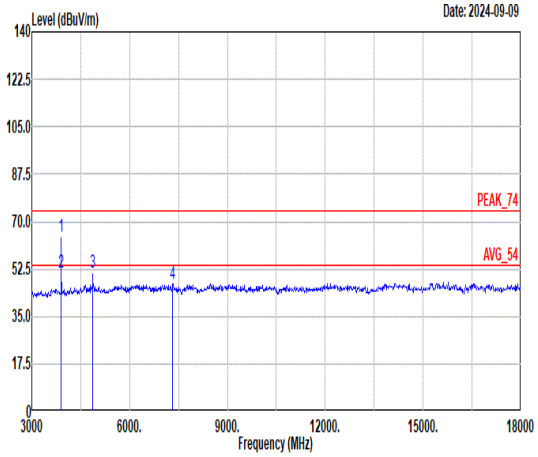 Freq Level Limit Line Margin Read Level Ant Factor Cable Loss Preamp Factor APos TPos Remark MHz dBuV/m dBuV/m dB dBuV dB/m dB dB cm deg 1 3899.00 64.34 74.00 -9.66 71.59 34.54 10.03 51.82 341 81 Peak 2 3899.00 51.27 54.00 -2.73 58.52 34.54 10.03 51.82 341 81 Average 3 4874.00 51.26 74.00 -22.74 56.86 34.85 11.10 51.55 151 356 Peak 4 7311.00 46.93 74.00 -27.07 48.69 36.32 13.08 51.16 --- --- Peak

Mode	18	
	Band Edge - L	
	2400-2483.5_802.11ax HE40_CH09_2452MHz	
ANT	1	
Pol.	Horizontal	Fundamental
Peak	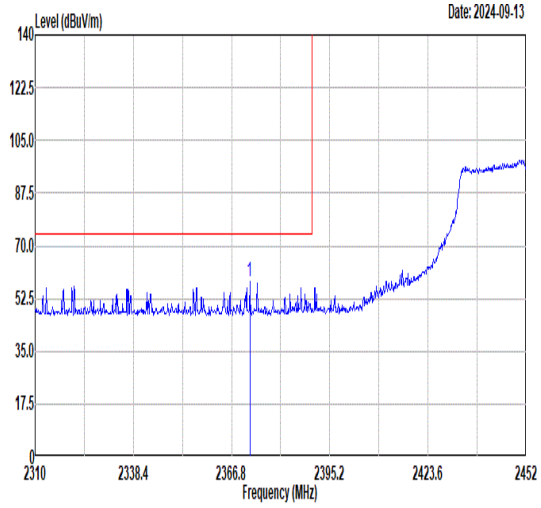 Freq Level Limit Line Margin (dB) Read Level Ant Factor Cable Loss Preamp Factor APos TPos Remark 1 2372.05 57.87 74.00 -16.13 50.01 32.22 7.71 32.07 318 265 PEAK	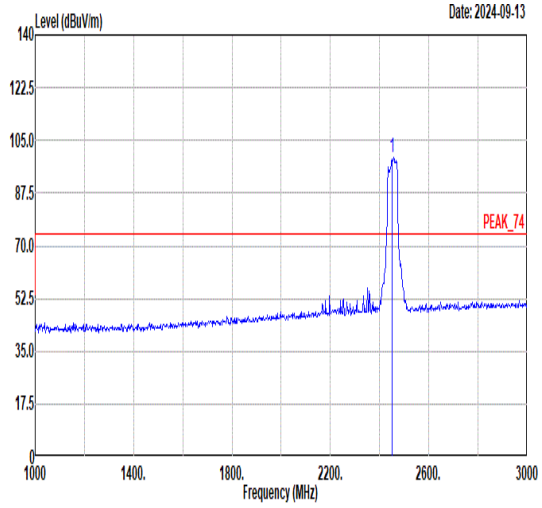 Freq Level Limit Line Margin (dB) Read Level Ant Factor Cable Loss Preamp Factor APos TPos Remark 1 2452.00 99.54 ------ ------ 91.37 32.41 7.85 32.09 318 265 PEAK
Avg	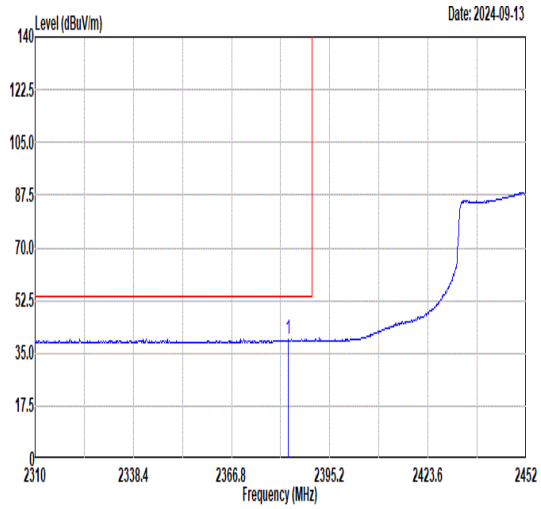 Freq Level Limit Line Margin (dB) Read Level Ant Factor Cable Loss Preamp Factor APos TPos Remark 1 2383.13 39.71 54.00 -14.29 31.81 32.24 7.74 32.08 318 265 AVERAGE	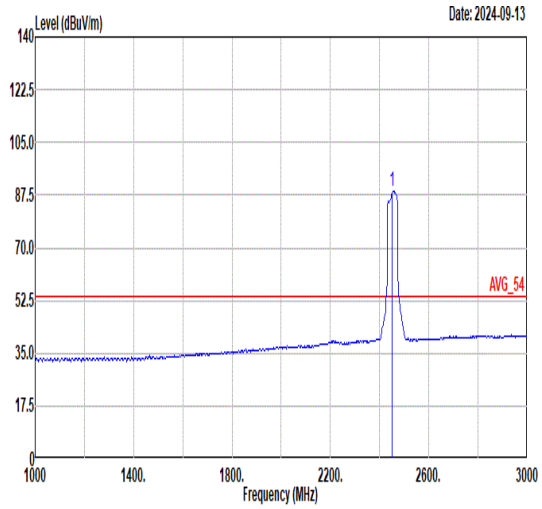 Freq Level Limit Line Margin (dB) Read Level Ant Factor Cable Loss Preamp Factor APos TPos Remark 1 2452.00 88.76 ------ ------ 80.60 32.40 7.85 32.09 318 265 AVERAGE

Mode	18	
	Band Edge - R	
	2400-2483.5_802.11ax HE40_CH09_2452MHz	
ANT	1	
Pol.	Horizontal	Fundamental
Peak	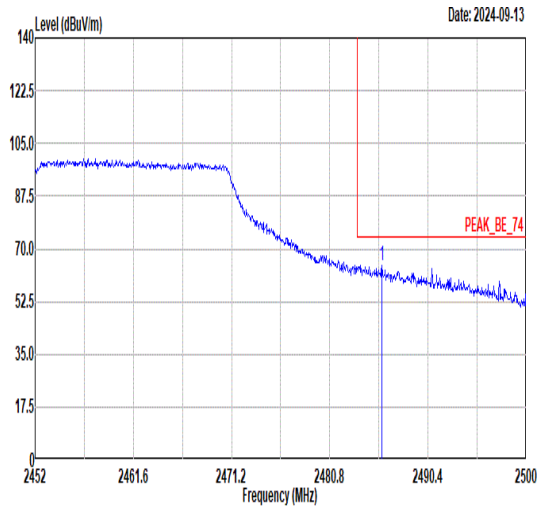 Freq Level Limit Line Margin (dB) Read Level Ant Factor Cable Loss Preamp Factor APos TPos Remark MHz dBuV/m dBuV/m dBuV dB/m dB dB cm deg 1 2485.89 64.33 74.00 -9.67 56.08 32.47 7.88 32.10 318 265 PEAK	Blank
Avg	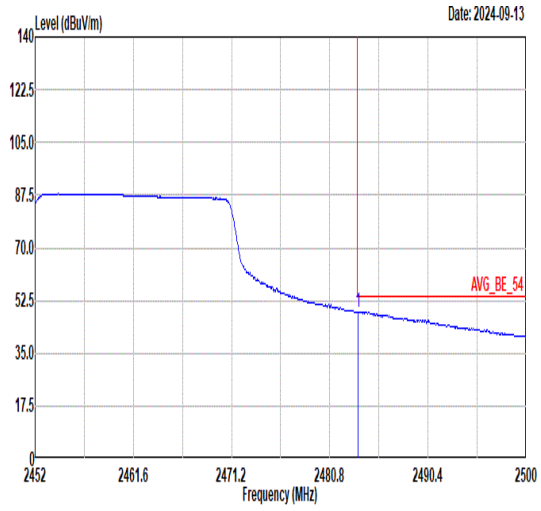 Freq Level Limit Line Margin (dB) Read Level Ant Factor Cable Loss Preamp Factor APos TPos Remark MHz dBuV/m dBuV/m dBuV dB/m dB dB cm deg 1 2483.54 48.83 54.00 -5.17 40.59 32.46 7.88 32.10 318 265 AVERAGE	Blank

Mode	18	
	Band Edge - L	
	2400-2483.5_802.11ax HE40_CH09_2452MHz	
ANT	1	
Pol.	Vertical	Fundamental
Peak	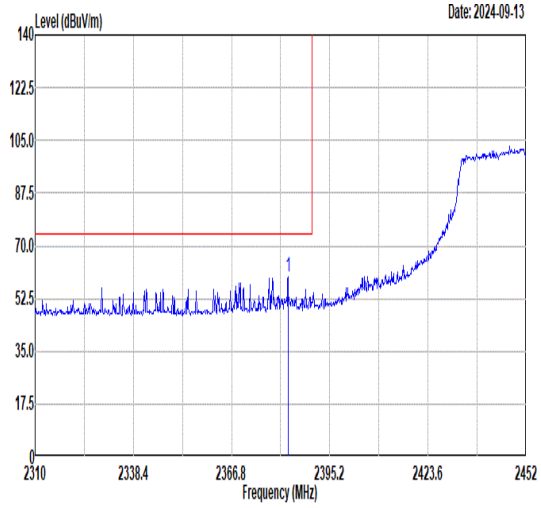 Freq Level Limit Line Margin (dB) Read Level Ant Factor Cable Loss Preamp Factor APos TPos Remark MHz dBuV/m dBuV/m dBuV dB/m dB dB cm deg 1 2383.13 59.46 74.00 -14.54 51.56 32.24 7.74 32.08 331 310 PEAK	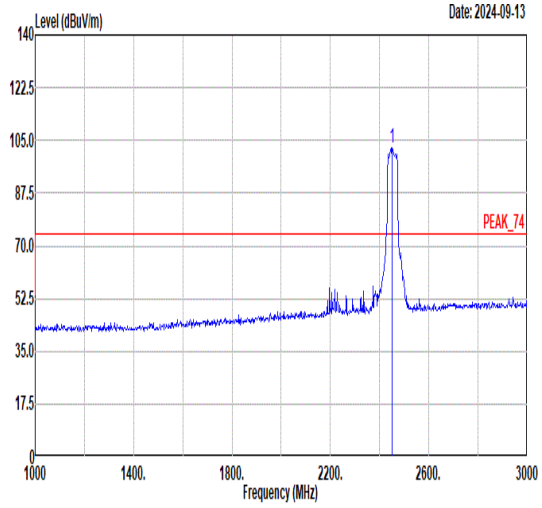 Freq Level Limit Line Margin (dB) Read Level Ant Factor Cable Loss Preamp Factor APos TPos Remark MHz dBuV/m dBuV/m dBuV dB/m dB dB cm deg 1 2452.00 102.42 ------ ------ 94.28 32.39 7.84 32.09 331 310 PEAK
Avg	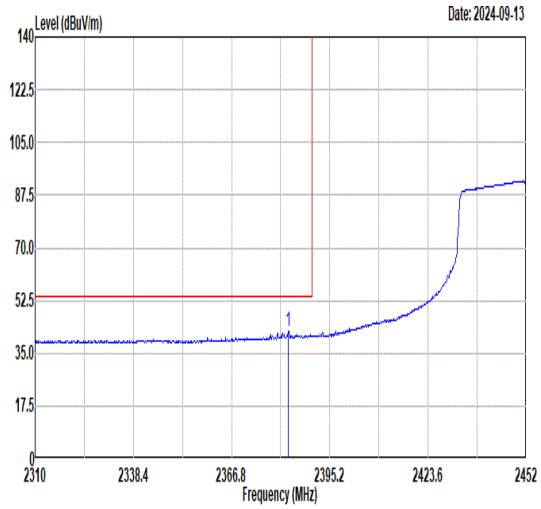 Freq Level Limit Line Margin (dB) Read Level Ant Factor Cable Loss Preamp Factor APos TPos Remark MHz dBuV/m dBuV/m dBuV dB/m dB dB cm deg 1 2383.27 42.34 54.00 -11.66 34.44 32.24 7.74 32.08 331 310 AVERAGE	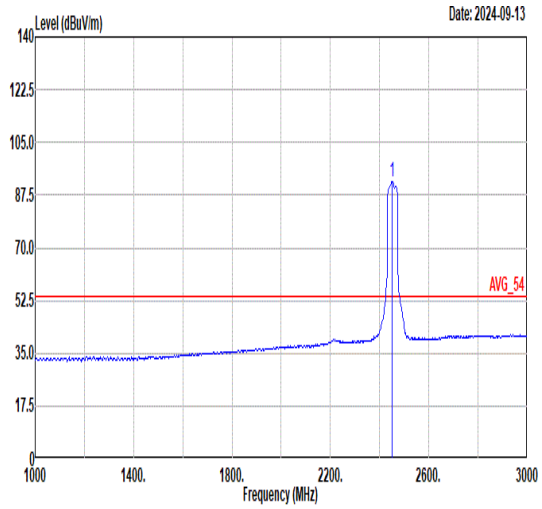 Freq Level Limit Line Margin (dB) Read Level Ant Factor Cable Loss Preamp Factor APos TPos Remark MHz dBuV/m dBuV/m dBuV dB/m dB dB cm deg 1 2452.00 92.12 ------ ------ 83.98 32.39 7.84 32.09 331 310 AVERAGE

Mode	18	
	Band Edge - R	
	2400-2483.5_802.11ax HE40_CH09_2452MHz	
ANT	1	
Pol.	Vertical	Fundamental
Peak	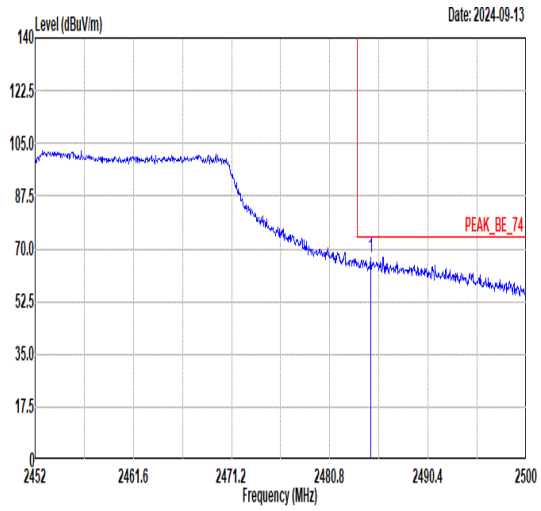 Freq Level Limit Line Margin (dB) Read Level Ant Factor Cable Loss Preamp Factor APos TPos Remark MHz dBuV/m dBuV/m dBuV dB/m dB dB cm deg 1 2484.78 67.24 74.00 -6.76 58.99 32.47 7.88 32.10 331 310 PEAK	Blank
Avg	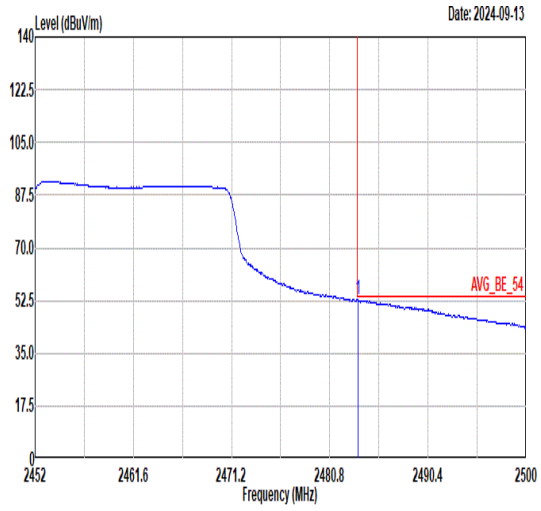 Freq Level Limit Line Margin (dB) Read Level Ant Factor Cable Loss Preamp Factor APos TPos Remark MHz dBuV/m dBuV/m dBuV dB/m dB dB cm deg 1 2483.54 52.63 54.00 -1.37 44.39 32.46 7.88 32.10 331 310 AVERAGE	Blank

Mode	18	
	Harmonic	
	2400-2483.5_802.11ax HE40_CH09_2452MHz	
ANT	1	
Pol.	Horizontal	Vertical
Peak Avg	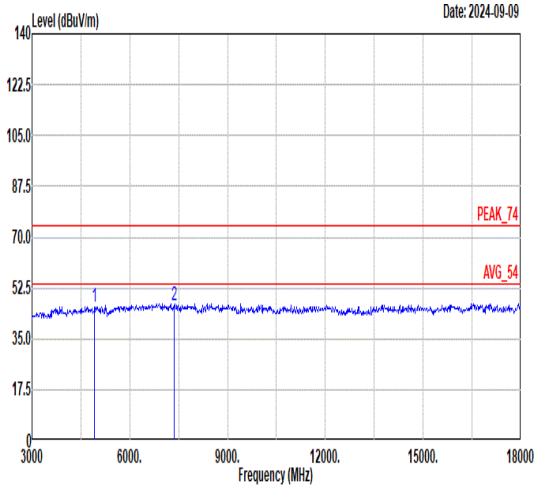 Freq Level Limit Line Margin Read Level Ant Factor Cable Loss Preamp Factor APos TPos Remark MHz dBuV/m dBuV/m dB dBuV dB/m dB dB cm deg 1 4904.00 45.95 74.00 -28.05 51.52 34.86 11.11 51.54 --- --- Peak 2 7356.00 46.58 74.00 -27.42 48.30 36.34 13.11 51.17 --- --- Peak	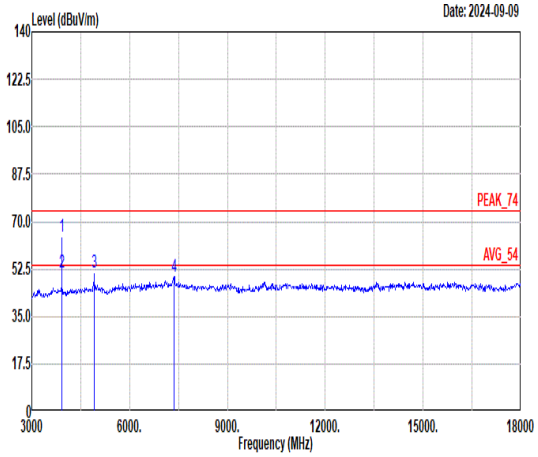 Freq Level Limit Line Margin Read Level Ant Factor Cable Loss Preamp Factor APos TPos Remark MHz dBuV/m dBuV/m dB dBuV dB/m dB dB cm deg 1 3923.00 64.21 74.00 -9.79 71.47 34.53 10.02 51.81 339 80 Peak 2 3923.00 51.09 54.00 -2.91 58.35 34.53 10.02 51.81 339 80 Average 3 4904.00 51.29 74.00 -22.71 56.86 34.86 11.11 51.54 149 355 Peak 4 7356.00 49.49 74.00 -24.51 51.21 36.34 13.11 51.17 --- --- Peak

Mode	19	
	LF	
	2400-2483.5_WIFI Worse LF-802.11b_CH11_2462MHz	
ANT	1	
Pol.	Horizontal	Vertical
QP/ Peak	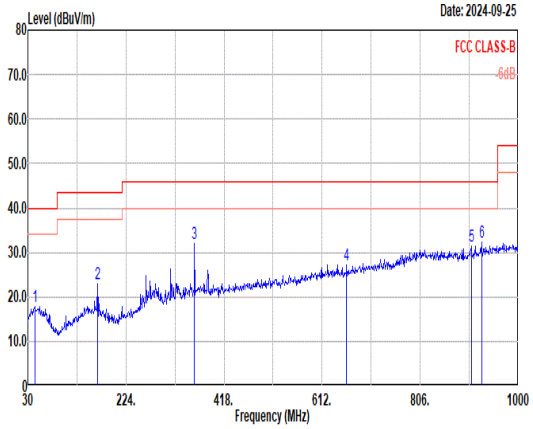	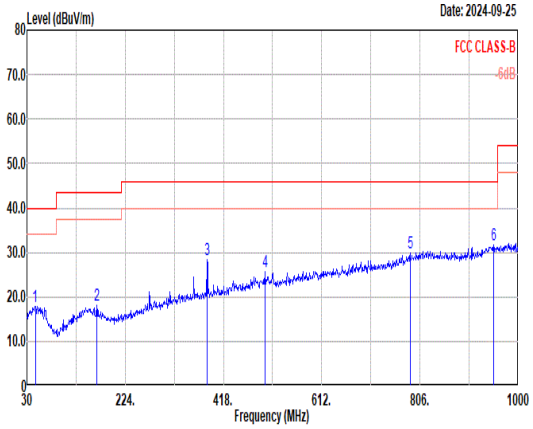

Horizontal:

	Freq	Level	Limit Line	Margin	Read Level	Ant Factor	Cable Loss	Preamp Factor	APos	TPos	Remark
	MHz	dBuV/m	dBuV/m	dB	dBuV	dB/m	dB	dB	cm	deg	
1	43.58	17.92	40.00	-22.08	30.86	17.04	1.22	31.20	---	---	Peak
2	167.74	22.87	43.50	-20.63	35.65	15.90	2.35	31.03	---	---	Peak
3	359.80	31.97	46.00	-14.03	38.56	20.77	3.42	30.78	---	---	Peak
4	660.50	27.24	46.00	-18.76	28.30	25.20	4.62	30.88	---	---	Peak
5	906.88	31.46	46.00	-14.54	30.21	26.84	5.41	31.00	---	---	Peak
6	927.25	32.37	46.00	-13.63	30.93	26.96	5.48	31.00	---	---	Peak

Vertical:

	Freq	Level	Limit Line	Margin	Read Level	Ant Factor	Cable Loss	Preamp Factor	APos	TPos	Remark
	MHz	dBuV/m	dBuV/m	dB	dBuV	dB/m	dB	dB	cm	deg	
1	46.49	17.82	40.00	-22.18	32.00	15.77	1.25	31.20	---	---	Peak
2	167.74	18.23	43.50	-25.27	31.01	15.90	2.35	31.03	---	---	Peak
3	385.99	28.34	46.00	-17.66	34.01	21.52	3.54	30.73	---	---	Peak
4	499.48	25.59	46.00	-20.41	28.57	23.69	4.03	30.70	---	---	Peak
5	786.60	29.97	46.00	-16.03	29.94	26.05	5.04	31.06	---	---	Peak
6	951.50	31.59	46.00	-14.41	29.90	27.12	5.57	31.00	---	---	Peak

Mode	20	
	Band Edge - L	
	2400-2483.5_802.11g_CH06_2437MHz	
ANT	1	
Pol.	Horizontal	Fundamental
Peak	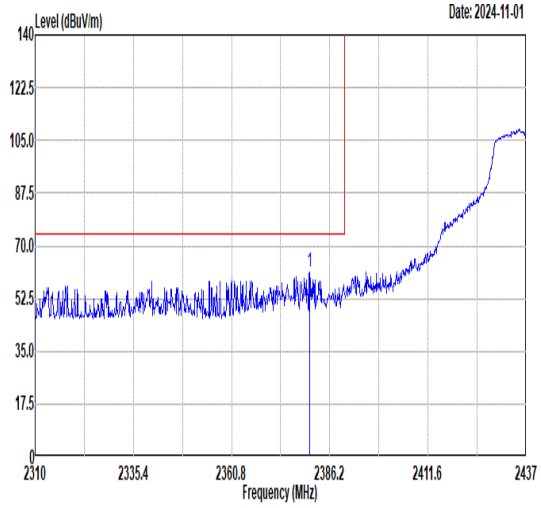 Freq Level Limit Line Margin Read Level Ant Factor Cable Loss Preamp Factor APos TPos Remark MHz dBuV/m dBuV/m dB dBuV dB/m dB dB cm deg 1 2380.99 61.25 74.00 -12.75 54.99 30.60 7.74 32.08 225 332 PEAK	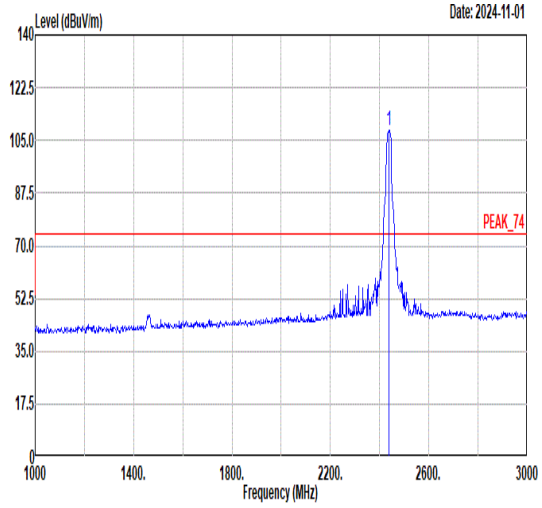 Freq Level Limit Line Margin Read Level Ant Factor Cable Loss Preamp Factor APos TPos Remark MHz dBuV/m dBuV/m dB dBuV dB/m dB dB cm deg 1 2437.00 108.42 ------ ------ 101.99 30.68 7.84 32.09 225 332 PEAK
Avg	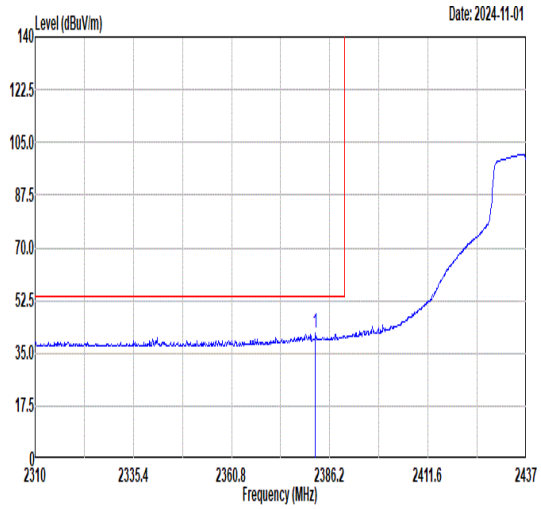 Freq Level Limit Line Margin Read Level Ant Factor Cable Loss Preamp Factor APos TPos Remark MHz dBuV/m dBuV/m dB dBuV dB/m dB dB cm deg 1 2382.52 41.61 54.00 -12.39 35.35 30.60 7.74 32.08 225 332 AVERAGE	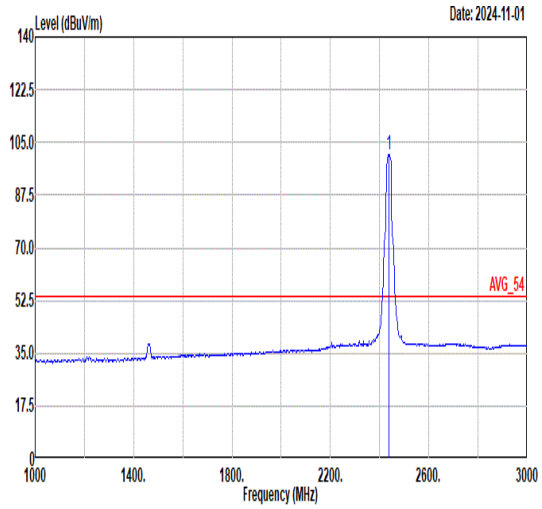 Freq Level Limit Line Margin Read Level Ant Factor Cable Loss Preamp Factor APos TPos Remark MHz dBuV/m dBuV/m dB dBuV dB/m dB dB cm deg 1 2437.00 101.16 ------ ------ 94.74 30.68 7.83 32.09 225 332 AVERAGE

Mode	20	
	Band Edge - R	
	2400-2483.5_802.11g_CH06_2437MHz	
ANT	1	
Pol.	Horizontal	Fundamental
Peak	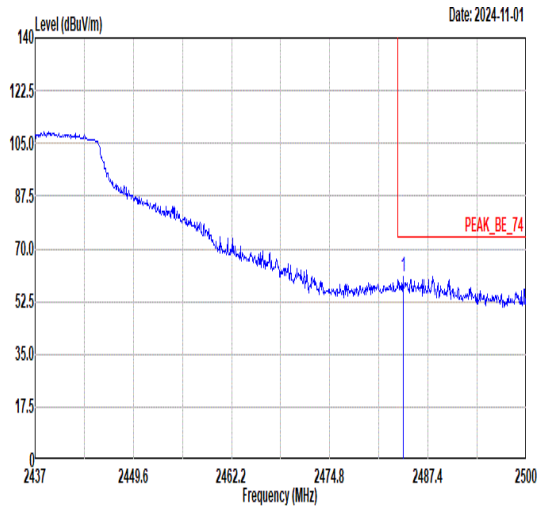 Freq Level Limit Line Margin Read Level Ant Factor Cable Loss Preamp Factor APos TPos Remark MHz dBuV/m dBuV/m dB dBuV dB/m dB dB cm deg 1 2484.19 60.98 74.00 -13.02 54.57 30.63 7.88 32.10 225 332 PEAK	Blank
Avg	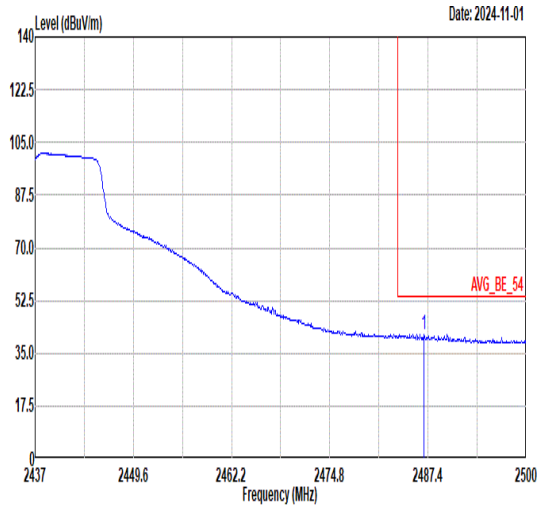 Freq Level Limit Line Margin Read Level Ant Factor Cable Loss Preamp Factor APos TPos Remark MHz dBuV/m dBuV/m dB dBuV dB/m dB dB cm deg 1 2486.90 41.42 54.00 -12.58 35.01 30.63 7.88 32.10 225 332 AVERAGE	Blank

Mode	20	
	Band Edge - L	
	2400-2483.5_802.11g_CH06_2437MHz	
ANT	1	
Pol.	Vertical	Fundamental
Peak	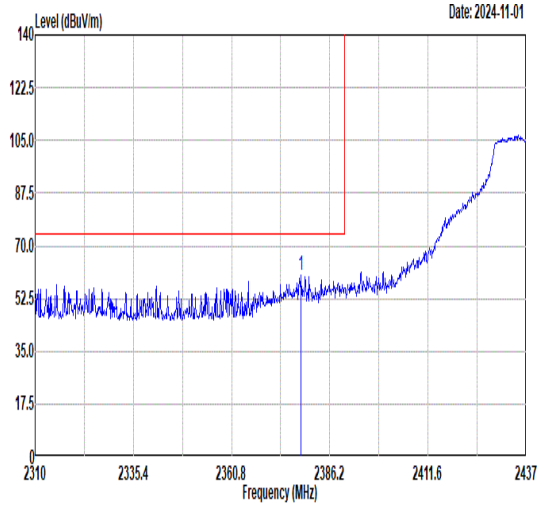 Freq Level Limit Line Margin Read Level Ant Factor Cable Loss Preamp Factor APos TPos Remark MHz dBuV/m dBuV/m dB dBuV dB/m dB dB cm deg 1 2378.83 60.38 74.00 -13.62 54.13 30.60 7.73 32.08 367 360 PEAK	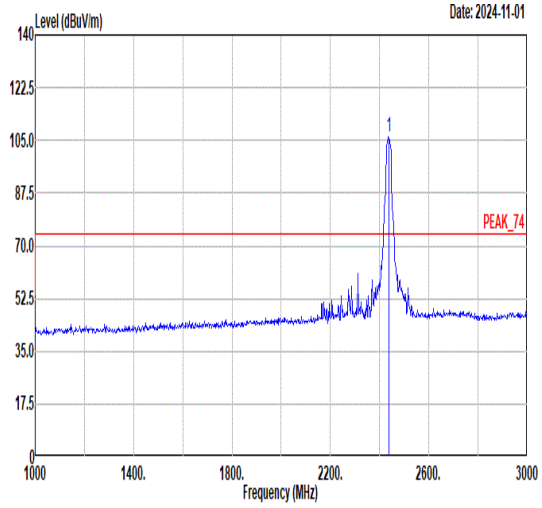 Freq Level Limit Line Margin Read Level Ant Factor Cable Loss Preamp Factor APos TPos Remark MHz dBuV/m dBuV/m dB dBuV dB/m dB dB cm deg 1 2437.00 106.06 ------ ------ 99.65 30.67 7.83 32.09 367 360 PEAK
Avg	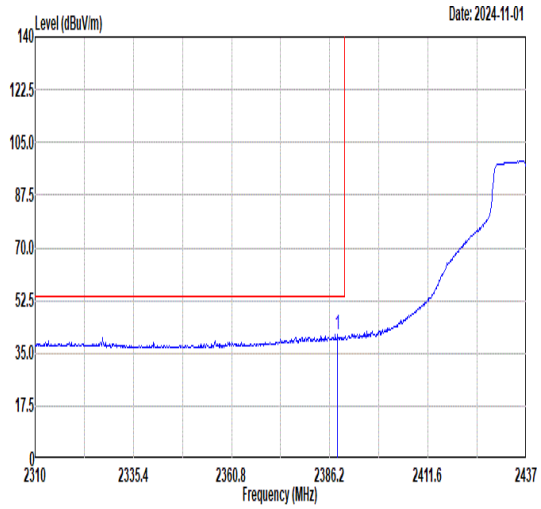 Freq Level Limit Line Margin Read Level Ant Factor Cable Loss Preamp Factor APos TPos Remark MHz dBuV/m dBuV/m dB dBuV dB/m dB dB cm deg 1 2388.23 41.22 54.00 -12.78 34.94 30.60 7.76 32.08 367 360 AVERAGE	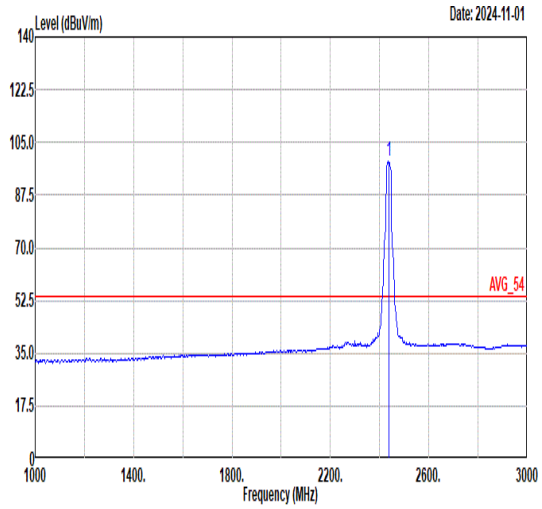 Freq Level Limit Line Margin Read Level Ant Factor Cable Loss Preamp Factor APos TPos Remark MHz dBuV/m dBuV/m dB dBuV dB/m dB dB cm deg 1 2437.00 98.75 ------ ------ 92.34 30.67 7.83 32.09 367 360 AVERAGE

Mode	20	
	Band Edge - R	
	2400-2483.5_802.11g_CH06_2437MHz	
ANT	1	
Pol.	Vertical	Fundamental
Peak	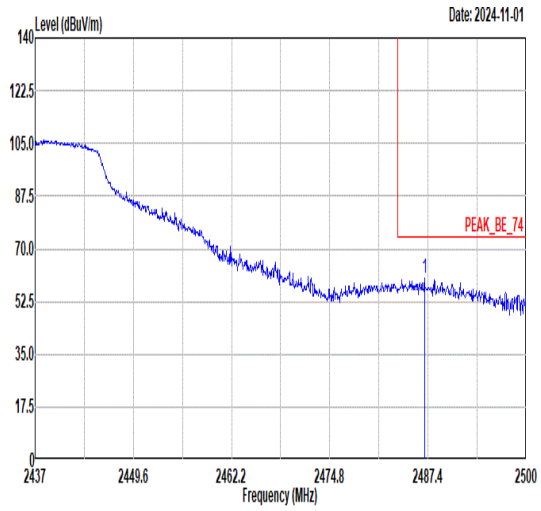 Freq Level Limit Line Margin Read Level Ant Factor Cable Loss Preamp Factor APos TPos Remark MHz dBuV/m dBuV/m dB dBuV dB/m dB dB cm deg 1 2486.96 60.36 74.00 -13.64 53.95 30.63 7.88 32.10 367 360 PEAK	Blank
Avg	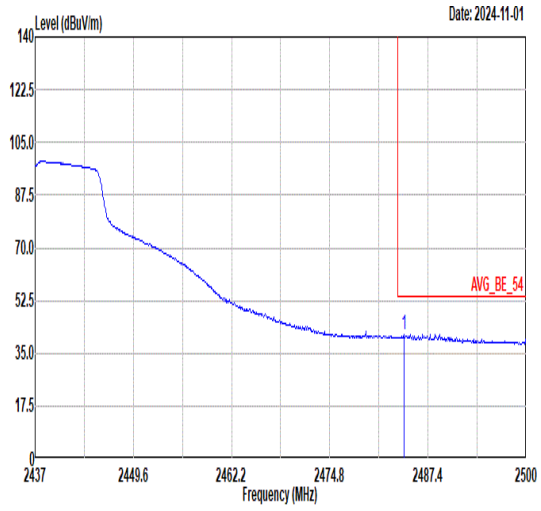 Freq Level Limit Line Margin Read Level Ant Factor Cable Loss Preamp Factor APos TPos Remark MHz dBuV/m dBuV/m dB dBuV dB/m dB dB cm deg 1 2484.31 41.10 54.00 -12.90 34.69 30.63 7.88 32.10 367 360 AVERAGE	Blank

Mode	21	
	Band Edge - L	
	2400-2483.5_802.11n HT20_CH06_2437MHz	
ANT	1	
Pol.	Horizontal	Fundamental
Peak	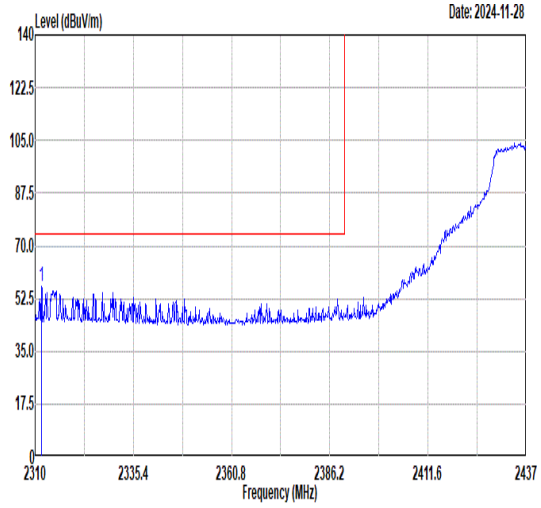 Freq Level Limit Line Margin (dB) Read Level Ant Factor Cable Loss Preamp Factor APos TPos Remark 1 2311.65 56.44 74.00 -17.56 50.98 30.60 7.54 32.68 377 255 PEAK	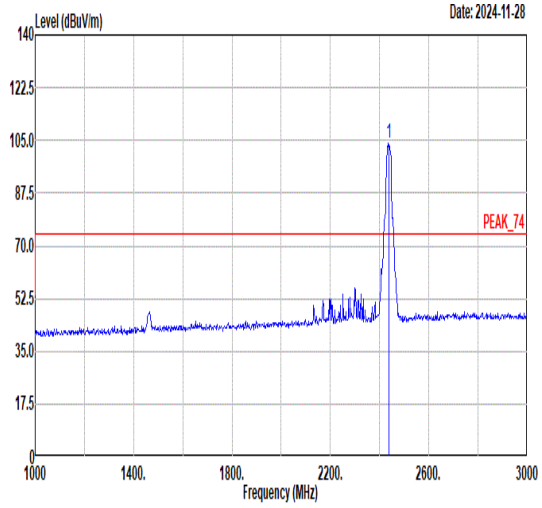 Freq Level Limit Line Margin (dB) Read Level Ant Factor Cable Loss Preamp Factor APos TPos Remark 1 2437.00 103.82 ------ ------ 97.95 30.67 7.83 32.63 377 255 PEAK
Avg	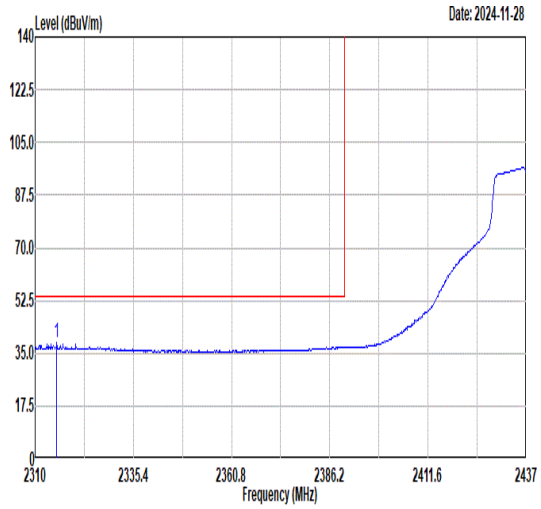 Freq Level Limit Line Margin (dB) Read Level Ant Factor Cable Loss Preamp Factor APos TPos Remark 1 2315.59 38.63 54.00 -15.37 33.15 30.60 7.55 32.67 377 255 AVERAGE	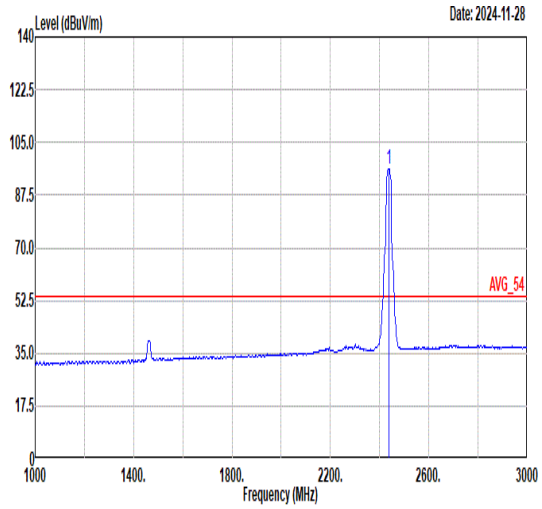 Freq Level Limit Line Margin (dB) Read Level Ant Factor Cable Loss Preamp Factor APos TPos Remark 1 2437.00 96.40 ------ ------ 90.51 30.68 7.83 32.62 377 255 AVERAGE

Mode	21	
	Band Edge - R	
	2400-2483.5_802.11n HT20_CH06_2437MHz	
ANT	1	
Pol.	Horizontal	Fundamental
Peak	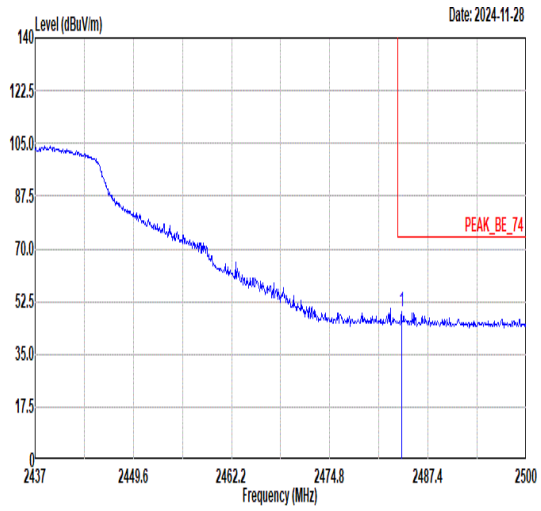 Freq Level Limit Line Margin (dB) Read Level Ant Factor Cable Loss Preamp Factor APos TPos Remark MHz dBuV/m dBuV/m dBuV dB/m dB dB cm deg 1 2484.00 48.99 74.00 -25.01 43.09 30.63 7.88 32.61 377 255 PEAK	Blank
Avg	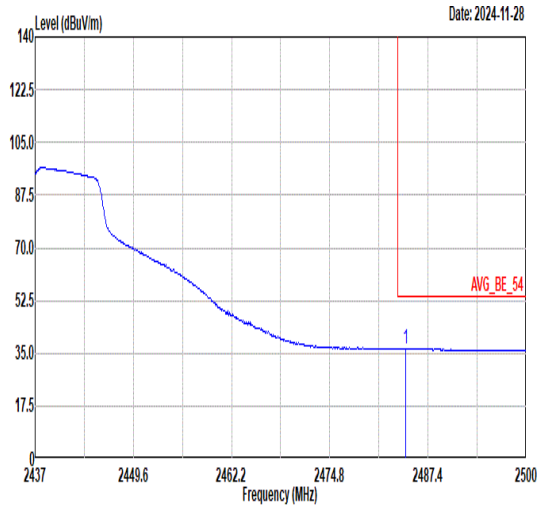 Freq Level Limit Line Margin (dB) Read Level Ant Factor Cable Loss Preamp Factor APos TPos Remark MHz dBuV/m dBuV/m dBuV dB/m dB dB cm deg 1 2484.50 36.60 54.00 -17.40 30.70 30.63 7.88 32.61 377 255 AVERAGE	Blank

Mode	21	
	Band Edge - L	
	2400-2483.5_802.11n HT20_CH06_2437MHz	
ANT	1	
Pol.	Vertical	Fundamental
Peak	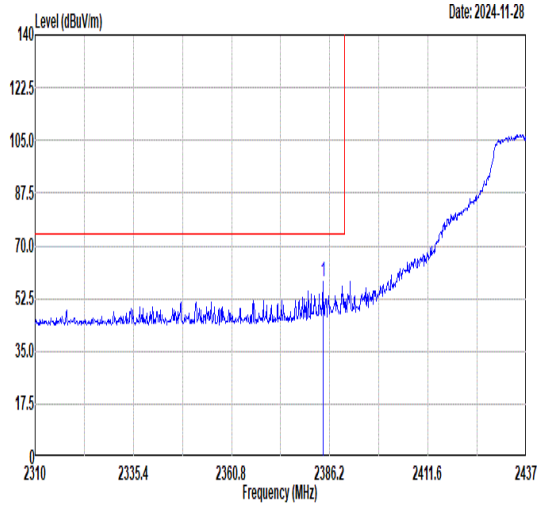 Freq Level Limit Line Margin (dB) Read Level Ant Factor Cable Loss Preamp Factor APos TPos Remark MHz dBuV/m dBuV/m dBuV dB/m dB dB cm deg 1 2384.42 58.08 74.00 -15.92 52.39 30.60 7.74 32.65 224 68 PEAK	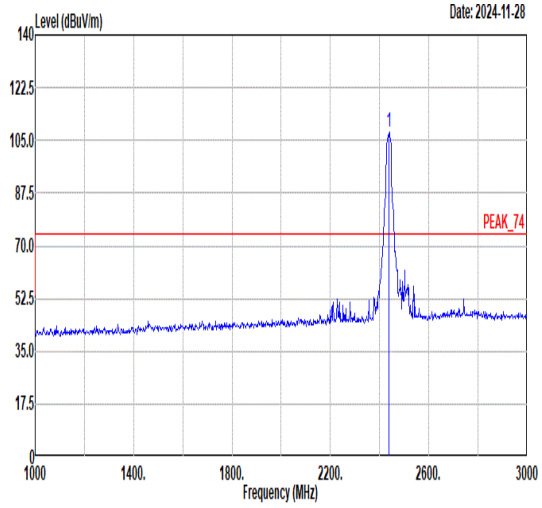 Freq Level Limit Line Margin (dB) Read Level Ant Factor Cable Loss Preamp Factor APos TPos Remark MHz dBuV/m dBuV/m dBuV dB/m dB dB cm deg 1 2437.00 107.62 ------ ------ 101.72 30.68 7.84 32.62 224 68 PEAK
Avg	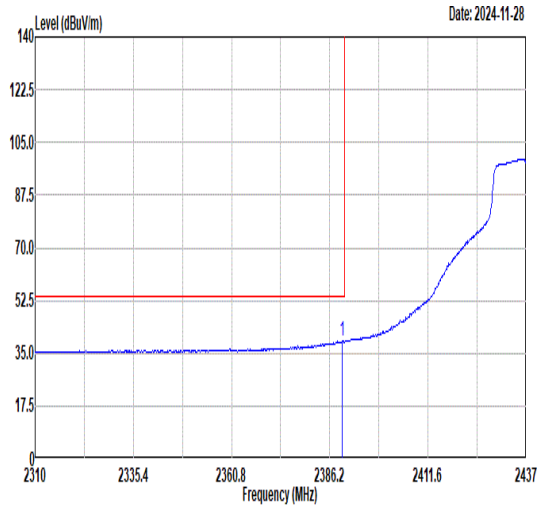 Freq Level Limit Line Margin (dB) Read Level Ant Factor Cable Loss Preamp Factor APos TPos Remark MHz dBuV/m dBuV/m dBuV dB/m dB dB cm deg 1 2389.38 39.02 54.00 -14.98 33.30 30.60 7.76 32.64 224 68 AVERAGE	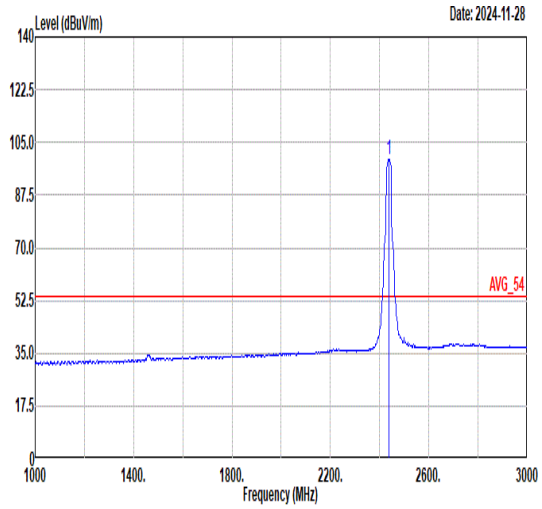 Freq Level Limit Line Margin (dB) Read Level Ant Factor Cable Loss Preamp Factor APos TPos Remark MHz dBuV/m dBuV/m dBuV dB/m dB dB cm deg 1 2437.00 99.55 ------ ------ 93.66 30.68 7.83 32.62 224 68 AVERAGE

Mode	21	
	Band Edge - R	
	2400-2483.5_802.11n HT20_CH06_2437MHz	
ANT	1	
Pol.	Vertical	Fundamental
Peak	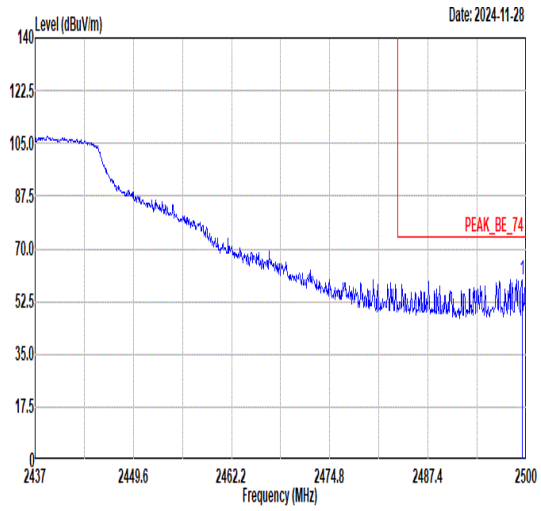 Freq Level Limit Line Margin (dB) Read Level Ant Factor Cable Loss Preamp Factor APos TPos Remark MHz dBuV/m dBuV/m dBuV dB/m dB dB cm deg 1 2499.50 59.82 74.00 -14.18 53.93 30.60 7.89 32.60 224 68 PEAK	Blank
Avg	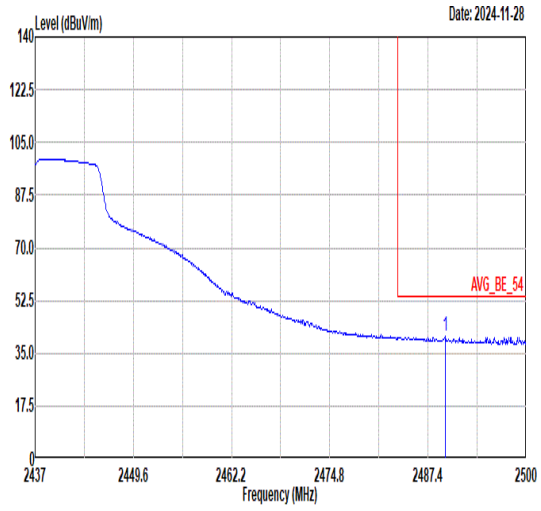 Freq Level Limit Line Margin (dB) Read Level Ant Factor Cable Loss Preamp Factor APos TPos Remark MHz dBuV/m dBuV/m dBuV dB/m dB dB cm deg 1 2489.61 40.60 54.00 -13.40 34.70 30.62 7.88 32.60 224 68 AVERAGE	Blank

Mode	22	
	Band Edge - L	
	2400-2483.5_802.11n HT40_CH06_2437MHz	
ANT	1	
Pol.	Horizontal	Fundamental
Peak	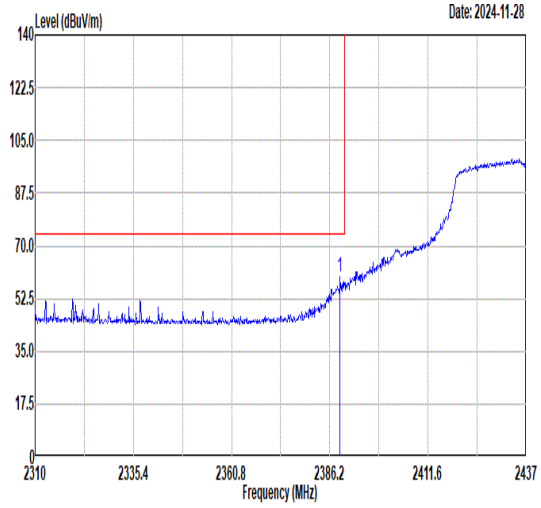 Freq Level Limit Line Margin (dB) Read Level Ant Factor Cable Loss Preamp Factor APos TPos Remark MHz dBuV/m dBuV/m dBuV dB/m dB dB cm deg 1 2388.87 59.88 74.00 -14.12 54.16 30.60 7.76 32.64 377 256 PEAK	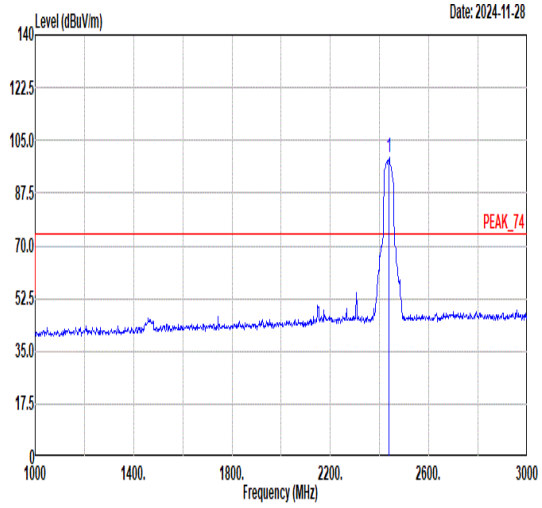 Freq Level Limit Line Margin (dB) Read Level Ant Factor Cable Loss Preamp Factor APos TPos Remark MHz dBuV/m dBuV/m dBuV dB/m dB dB cm deg 1 2437.00 99.35 ------ ------ 93.45 30.68 7.84 32.62 377 256 PEAK
Avg	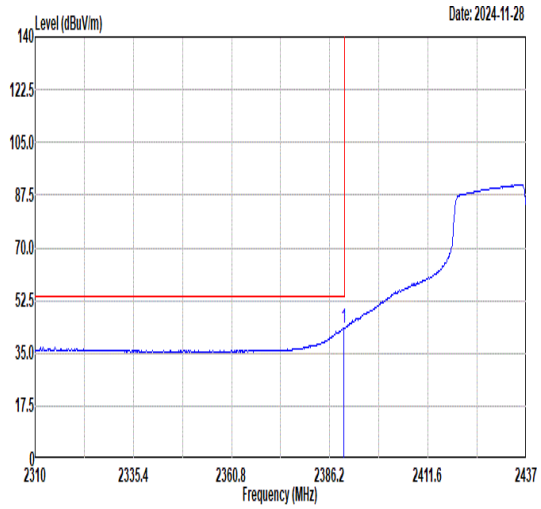 Freq Level Limit Line Margin (dB) Read Level Ant Factor Cable Loss Preamp Factor APos TPos Remark MHz dBuV/m dBuV/m dBuV dB/m dB dB cm deg 1 2389.88 43.40 54.00 -10.60 37.68 30.60 7.76 32.64 377 256 AVERAGE	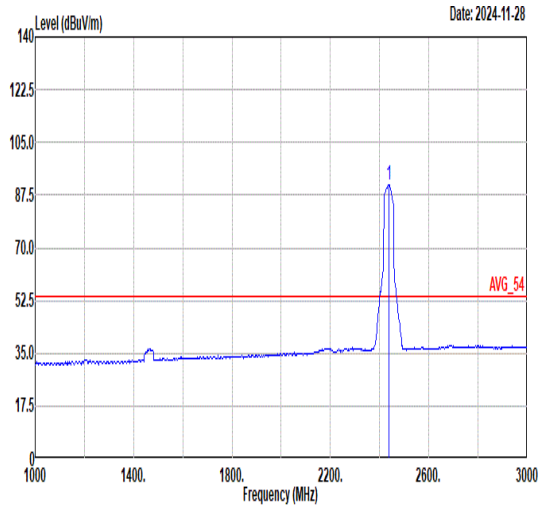 Freq Level Limit Line Margin (dB) Read Level Ant Factor Cable Loss Preamp Factor APos TPos Remark MHz dBuV/m dBuV/m dBuV dB/m dB dB cm deg 1 2437.00 90.99 ------ ------ 85.12 30.67 7.83 32.63 377 256 AVERAGE

Mode	22	
	Band Edge - R	
	2400-2483.5_802.11n HT40_CH06_2437MHz	
ANT	1	
Pol.	Horizontal	Fundamental
Peak	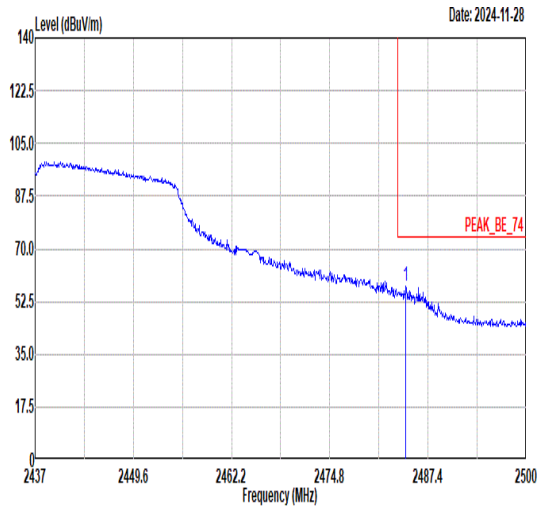 Freq Level Limit Line Margin (dB) Read Level Ant Factor Cable Loss Preamp Factor APos TPos Remark MHz dBuV/m dBuV/m dBuV dB/m dB dB cm deg 1 2484.57 57.52 74.00 -16.48 51.62 30.63 7.88 32.61 377 256 PEAK	Blank
Avg	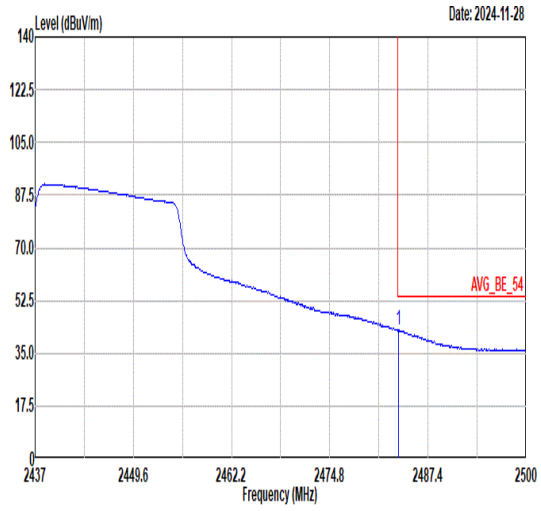 Freq Level Limit Line Margin (dB) Read Level Ant Factor Cable Loss Preamp Factor APos TPos Remark MHz dBuV/m dBuV/m dBuV dB/m dB dB cm deg 1 2483.62 42.57 54.00 -11.43 36.67 30.63 7.88 32.61 377 256 AVERAGE	Blank

Mode	22	
	Band Edge - L	
	2400-2483.5_802.11n HT40_CH06_2437MHz	
ANT	1	
Pol.	Vertical	Fundamental
Peak	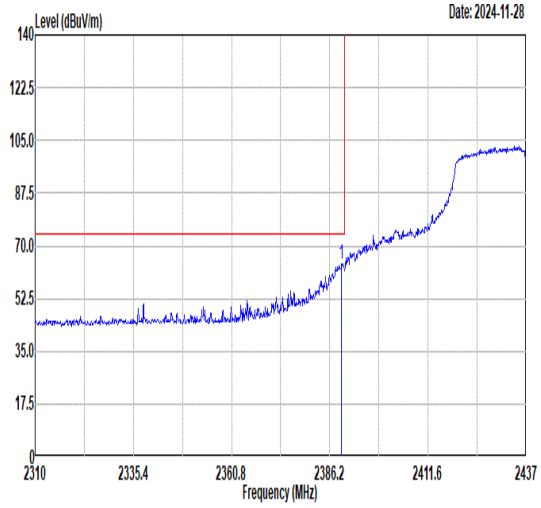 Freq Level Limit Line Margin (dB) Read Level Ant Factor Cable Loss Preamp Factor APos TPos Remark MHz dBuV/m dBuV/m dBuV dB/m dB dB cm deg 1 2389.25 64.13 74.00 -9.87 58.41 30.60 7.76 32.64 227 69 PEAK	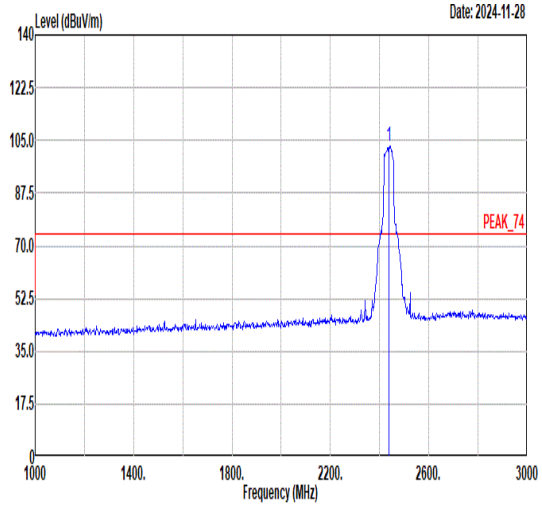 Freq Level Limit Line Margin (dB) Read Level Ant Factor Cable Loss Preamp Factor APos TPos Remark MHz dBuV/m dBuV/m dBuV dB/m dB dB cm deg 1 2437.00 103.12 ------ ------ 97.22 30.68 7.84 32.62 227 69 PEAK
Avg	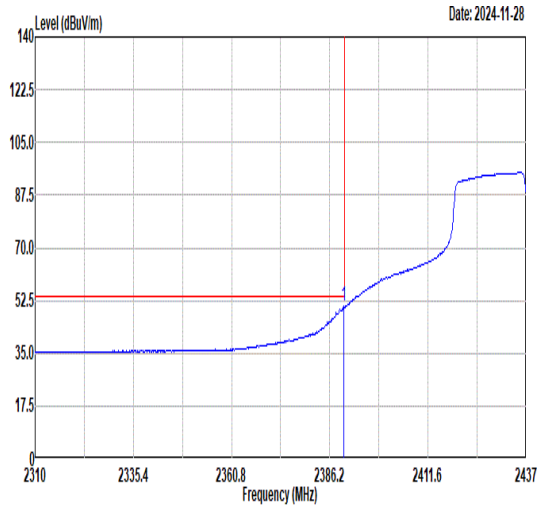 Freq Level Limit Line Margin (dB) Read Level Ant Factor Cable Loss Preamp Factor APos TPos Remark MHz dBuV/m dBuV/m dBuV dB/m dB dB cm deg 1 2389.76 50.46 54.00 -3.54 44.74 30.60 7.76 32.64 227 69 AVERAGE	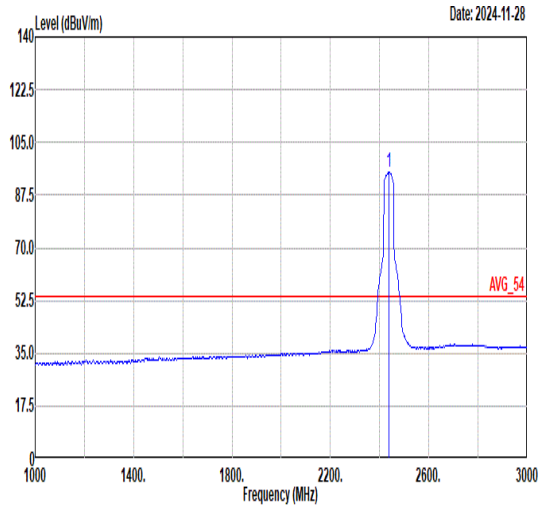 Freq Level Limit Line Margin (dB) Read Level Ant Factor Cable Loss Preamp Factor APos TPos Remark MHz dBuV/m dBuV/m dBuV dB/m dB dB cm deg 1 2437.00 95.12 ------ ------ 89.23 30.68 7.83 32.62 227 69 AVERAGE

Mode	22	
	Band Edge - R	
	2400-2483.5_802.11n HT40_CH06_2437MHz	
ANT	1	
Pol.	Vertical	Fundamental
Peak	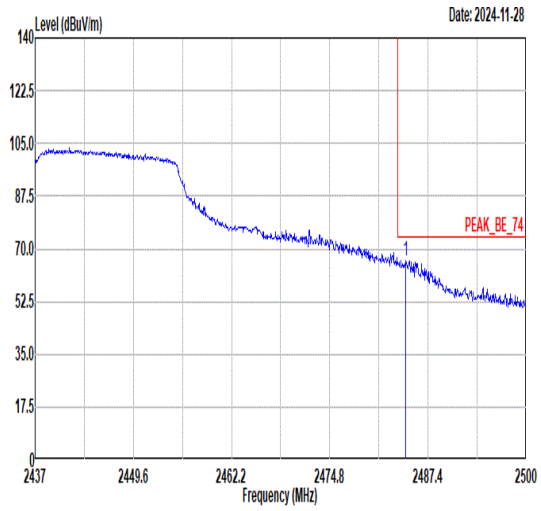 Freq Level Limit Line Margin (dB) Read Level Ant Factor Cable Loss Preamp Factor APos TPos Remark MHz dBuV/m dBuV/m dBuV dB/m dB dB cm deg 1 2484.50 66.21 74.00 -7.79 60.31 30.63 7.88 32.61 227 69 PEAK	Blank
Avg	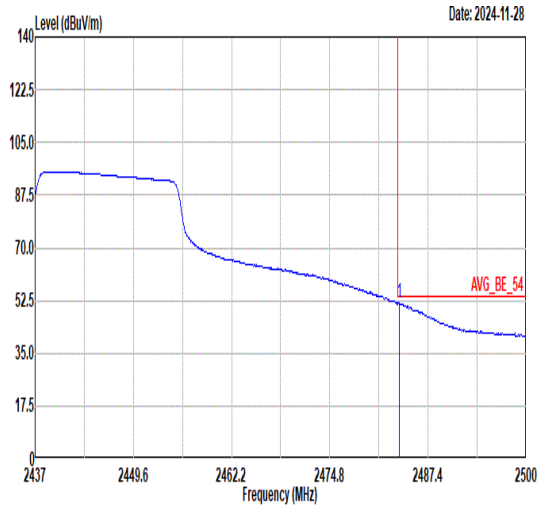 Freq Level Limit Line Margin (dB) Read Level Ant Factor Cable Loss Preamp Factor APos TPos Remark MHz dBuV/m dBuV/m dBuV dB/m dB dB cm deg 1 2483.68 51.99 54.00 -2.01 46.09 30.63 7.88 32.61 227 69 AVERAGE	Blank

Mode	23	
	Band Edge - L	
	2400-2483.5_802.11ax HE20_CH06_2437MHz	
ANT	1	
Pol.	Horizontal	Fundamental
Peak	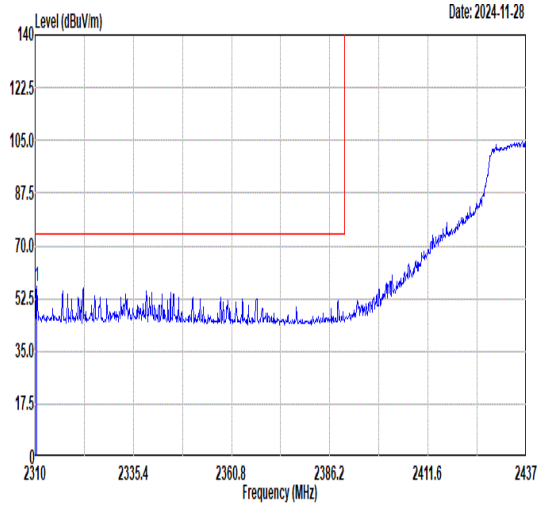 Freq Level Limit Line Margin (dB) Read Level Ant Factor Cable Loss Preamp Factor APos TPos Remark MHz dBuV/m dBuV/m dBuV dB/m dB dB cm deg 1 2310.38 56.50 74.00 -17.50 51.04 30.60 7.54 32.68 371 255 PEAK	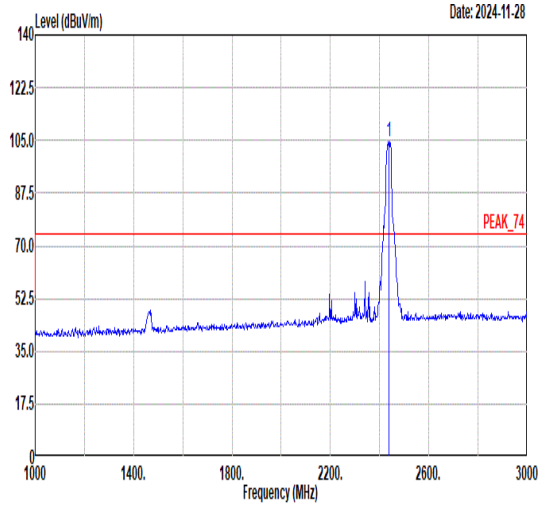 Freq Level Limit Line Margin (dB) Read Level Ant Factor Cable Loss Preamp Factor APos TPos Remark MHz dBuV/m dBuV/m dBuV dB/m dB dB cm deg 1 2437.00 104.55 ------ ------ 98.65 30.68 7.84 32.62 371 255 PEAK
Avg	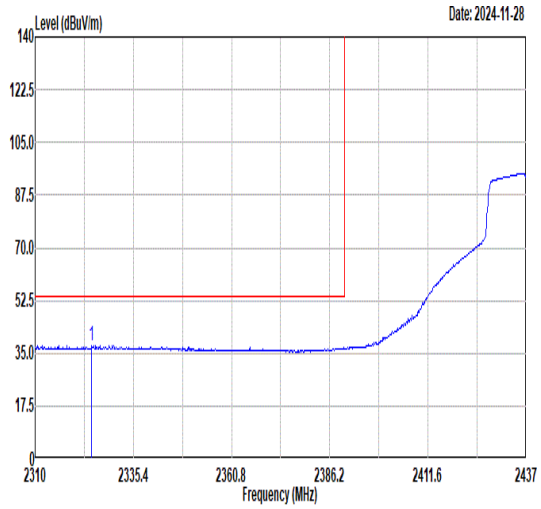 Freq Level Limit Line Margin (dB) Read Level Ant Factor Cable Loss Preamp Factor APos TPos Remark MHz dBuV/m dBuV/m dBuV dB/m dB dB cm deg 1 2324.61 37.66 54.00 -16.34 32.15 30.60 7.58 32.67 371 255 AVERAGE	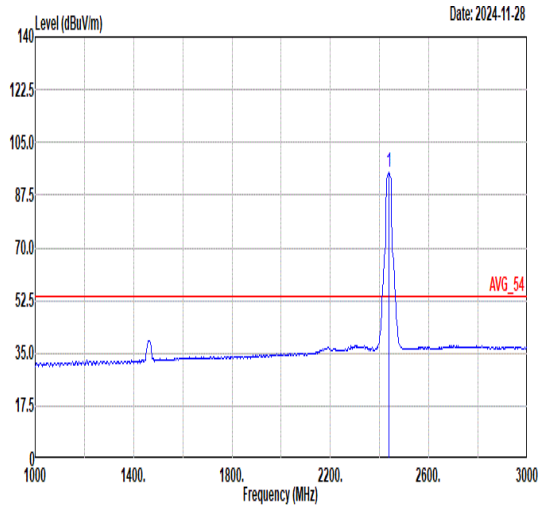 Freq Level Limit Line Margin (dB) Read Level Ant Factor Cable Loss Preamp Factor APos TPos Remark MHz dBuV/m dBuV/m dBuV dB/m dB dB cm deg 1 2437.00 94.87 ------ ------ 88.98 30.68 7.83 32.62 371 255 AVERAGE

Mode	23	
	Band Edge - R	
	2400-2483.5_802.11ax HE20_CH06_2437MHz	
ANT	1	
Pol.	Horizontal	Fundamental
Peak	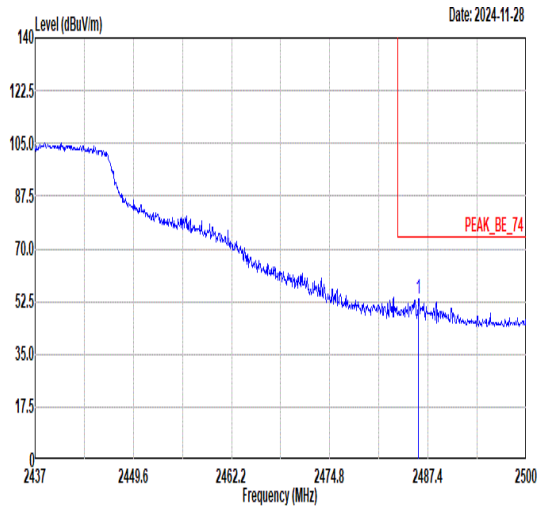 Freq Level Limit Line Margin (dB) Read Level Ant Factor Cable Loss Preamp Factor APos TPos Remark MHz dBuV/m dBuV/m dBuV dB/m dB dB cm deg 1 2486.20 53.40 74.00 -20.60 47.50 30.63 7.88 32.61 371 255 PEAK	Blank
Avg	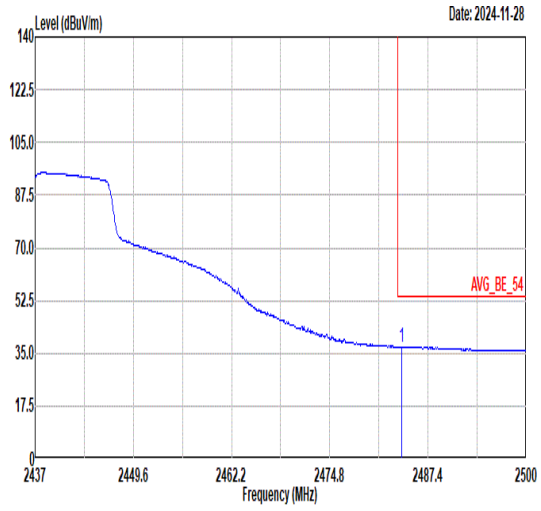 Freq Level Limit Line Margin (dB) Read Level Ant Factor Cable Loss Preamp Factor APos TPos Remark MHz dBuV/m dBuV/m dBuV dB/m dB dB cm deg 1 2484.00 37.18 54.00 -16.82 31.28 30.63 7.88 32.61 371 255 AVERAGE	Blank

Mode	23	
	Band Edge - L	
	2400-2483.5_802.11ax HE20_CH06_2437MHz	
ANT	1	
Pol.	Vertical	Fundamental
Peak	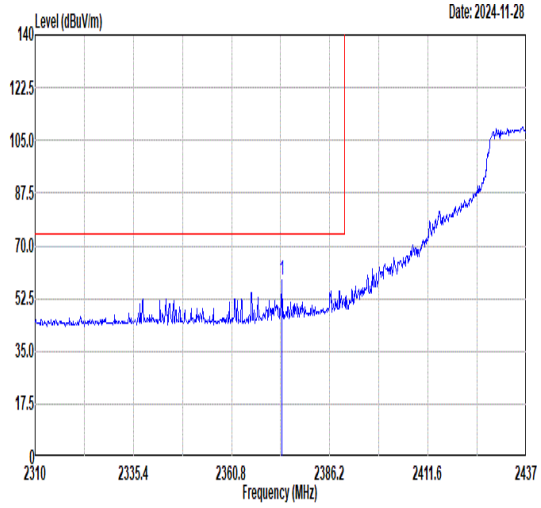 Freq Level Limit Line Margin (dB) Read Level Ant Factor Cable Loss Preamp Factor APos TPos Remark MHz dBuV/m dBuV/m dBuV dB/m dB dB cm deg 1 2373.88 58.57 74.00 -15.43 52.90 30.60 7.72 32.65 229 68 PEAK	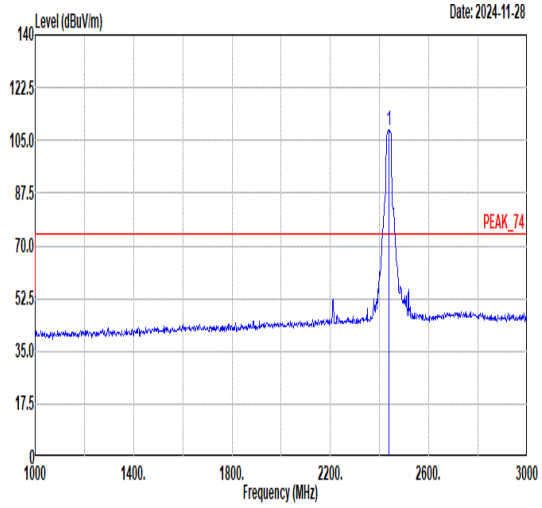 Freq Level Limit Line Margin (dB) Read Level Ant Factor Cable Loss Preamp Factor APos TPos Remark MHz dBuV/m dBuV/m dBuV dB/m dB dB cm deg 1 2437.00 108.33 ------ ------ 102.46 30.67 7.83 32.63 229 68 PEAK
Avg	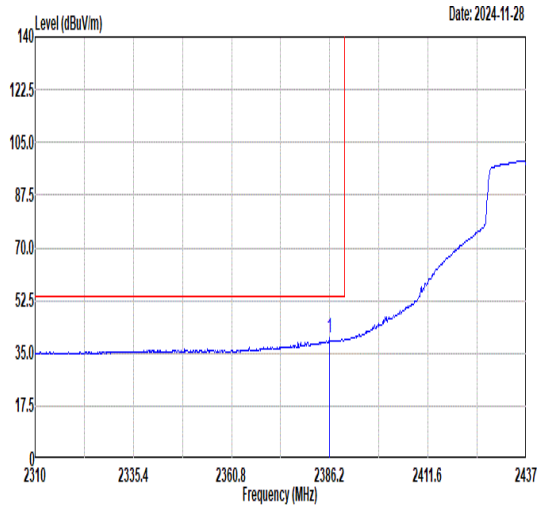 Freq Level Limit Line Margin (dB) Read Level Ant Factor Cable Loss Preamp Factor APos TPos Remark MHz dBuV/m dBuV/m dBuV dB/m dB dB cm deg 1 2386.07 40.20 54.00 -13.80 34.50 30.60 7.75 32.65 229 68 AVERAGE	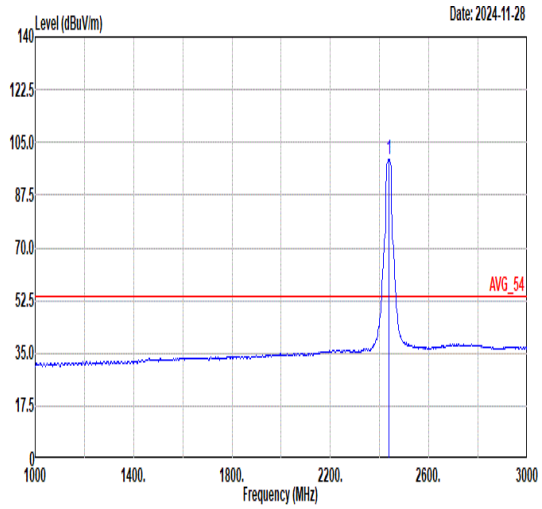 Freq Level Limit Line Margin (dB) Read Level Ant Factor Cable Loss Preamp Factor APos TPos Remark MHz dBuV/m dBuV/m dBuV dB/m dB dB cm deg 1 2437.00 99.47 ------ ------ 93.58 30.68 7.83 32.62 229 68 AVERAGE

Mode	23	
	Band Edge - R	
	2400-2483.5_802.11ax HE20_CH06_2437MHz	
ANT	1	
Pol.	Vertical	Fundamental
Peak	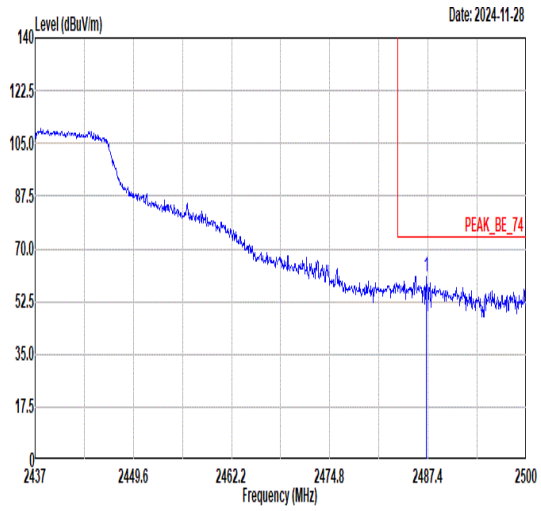 Freq Level Limit Line Margin (dB) Read Level Ant Factor Cable Loss Preamp Factor APos TPos Remark MHz dBuV/m dBuV/m dBuV dB/m dB dB cm deg 1 2487.21 60.87 74.00 -13.13 54.97 30.63 7.88 32.61 229 68 PEAK	Blank
Avg	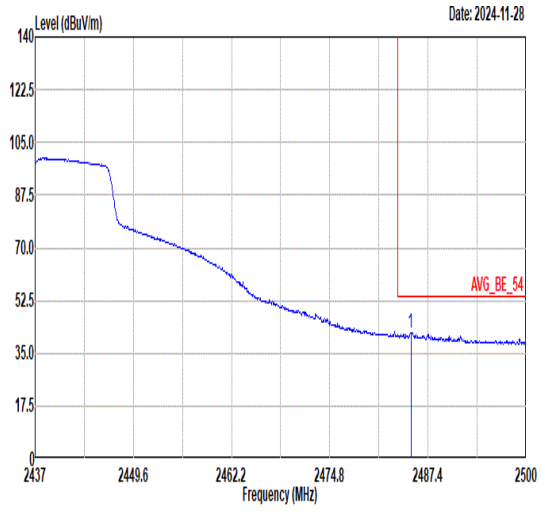 Freq Level Limit Line Margin (dB) Read Level Ant Factor Cable Loss Preamp Factor APos TPos Remark MHz dBuV/m dBuV/m dBuV dB/m dB dB cm deg 1 2485.20 41.84 54.00 -12.16 35.94 30.63 7.88 32.61 229 68 AVERAGE	Blank

Mode	24	
	Band Edge - L	
	2400-2483.5_802.11ax HE40_CH06_2437MHz	
ANT	1	
Pol.	Horizontal	Fundamental
Peak	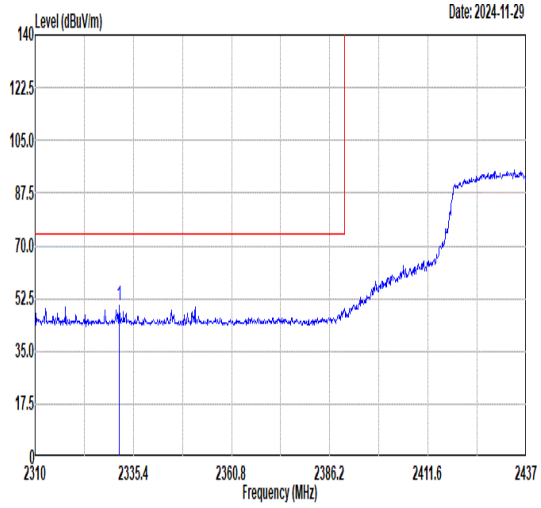 Freq Level Limit Line Margin (dB) Read Level Ant Factor Cable Loss Preamp Factor APos TPos Remark MHz dBuV/m dBuV/m dBuV dB/m dB dB cm deg 1 2331.84 50.32 74.00 -23.68 44.79 30.60 7.60 32.67 373 240 PEAK	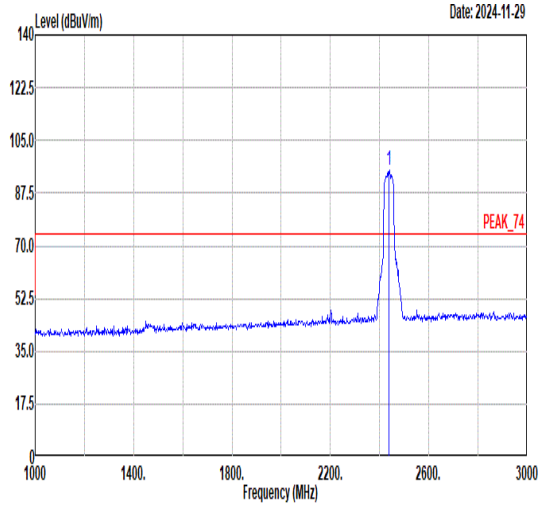 Freq Level Limit Line Margin (dB) Read Level Ant Factor Cable Loss Preamp Factor APos TPos Remark MHz dBuV/m dBuV/m dBuV dB/m dB dB cm deg 1 2437.00 94.93 ------ ------ 89.03 30.68 7.84 32.62 373 240 PEAK
Avg	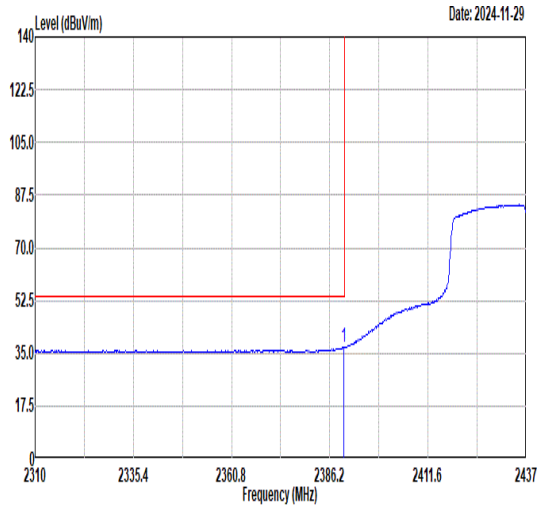 Freq Level Limit Line Margin (dB) Read Level Ant Factor Cable Loss Preamp Factor APos TPos Remark MHz dBuV/m dBuV/m dBuV dB/m dB dB cm deg 1 2389.76 37.05 54.00 -16.95 31.33 30.60 7.76 32.64 373 240 AVERAGE	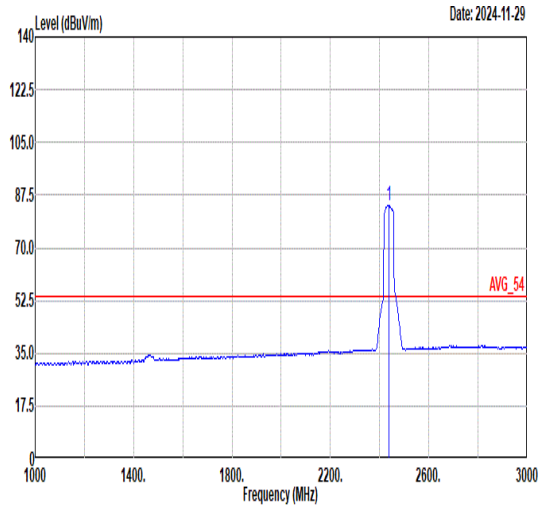 Freq Level Limit Line Margin (dB) Read Level Ant Factor Cable Loss Preamp Factor APos TPos Remark MHz dBuV/m dBuV/m dBuV dB/m dB dB cm deg 1 2437.00 84.18 ------ ------ 78.31 30.67 7.83 32.63 373 240 AVERAGE

Mode	24	
	Band Edge - R	
	2400-2483.5_802.11ax HE40_CH06_2437MHz	
ANT	1	
Pol.	Horizontal	Fundamental
Peak	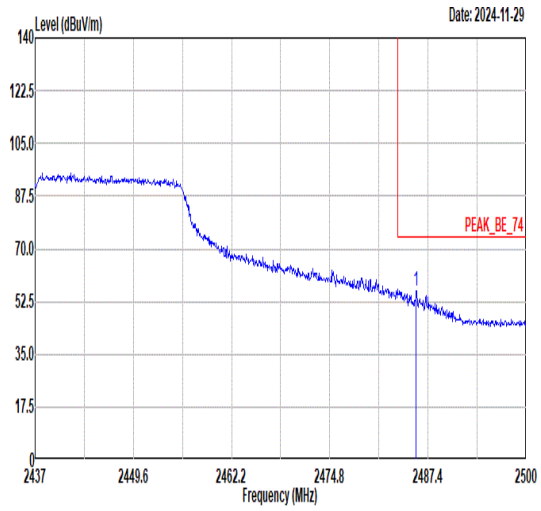 Freq Level Limit Line Margin (dB) Read Level Ant Factor Cable Loss Preamp Factor APos TPos Remark MHz dBuV/m dBuV/m dBuV dB/m dB dB cm deg 1 2485.89 56.14 74.00 -17.86 50.24 30.63 7.88 32.61 373 240 PEAK	Blank
Avg	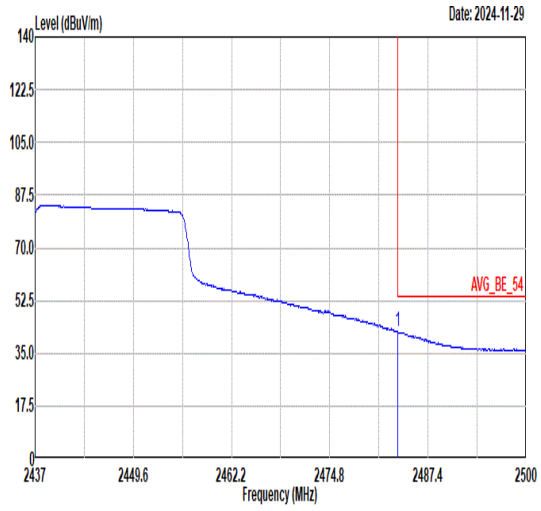 Freq Level Limit Line Margin (dB) Read Level Ant Factor Cable Loss Preamp Factor APos TPos Remark MHz dBuV/m dBuV/m dBuV dB/m dB dB cm deg 1 2483.56 42.20 54.00 -11.80 36.30 30.63 7.88 32.61 373 240 AVERAGE	Blank

Mode	24	
	Band Edge - L	
	2400-2483.5_802.11ax HE40_CH06_2437MHz	
ANT	1	
Pol.	Vertical	Fundamental
Peak	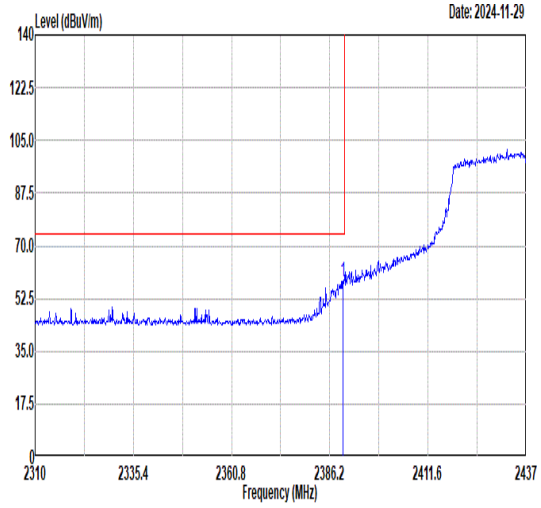 Freq Level Limit Line Margin (dB) Read Level Ant Factor Cable Loss Preamp Factor APos TPos Remark MHz dBuV/m dBuV/m dBuV dB/m dB dB cm deg 1 2389.63 58.34 74.00 -15.66 52.62 30.60 7.76 32.64 219 69 PEAK	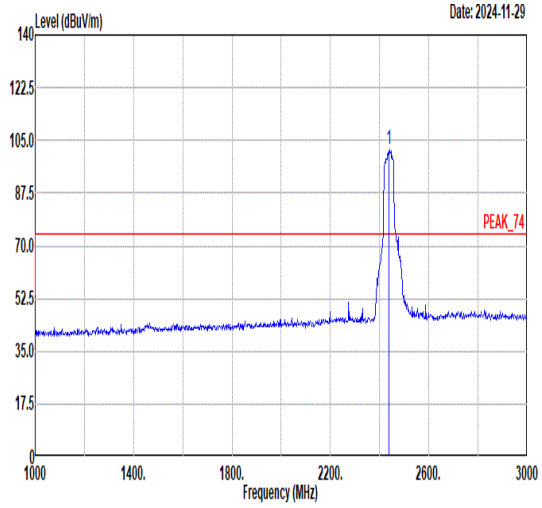 Freq Level Limit Line Margin (dB) Read Level Ant Factor Cable Loss Preamp Factor APos TPos Remark MHz dBuV/m dBuV/m dBuV dB/m dB dB cm deg 1 2437.00 101.80 ------ ------ 95.90 30.68 7.84 32.62 219 69 PEAK
Avg	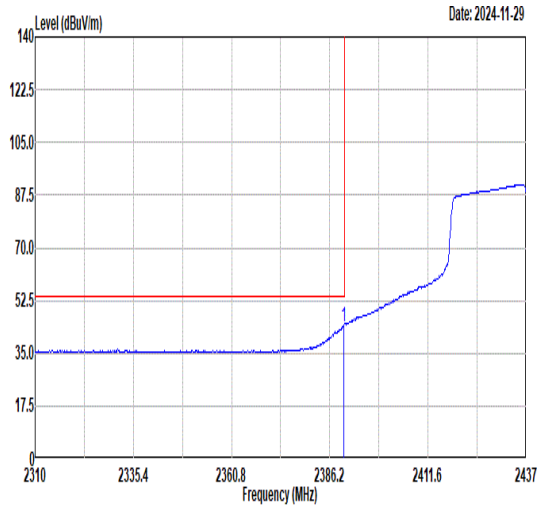 Freq Level Limit Line Margin (dB) Read Level Ant Factor Cable Loss Preamp Factor APos TPos Remark MHz dBuV/m dBuV/m dBuV dB/m dB dB cm deg 1 2389.88 44.01 54.00 -9.99 38.29 30.60 7.76 32.64 219 69 AVERAGE	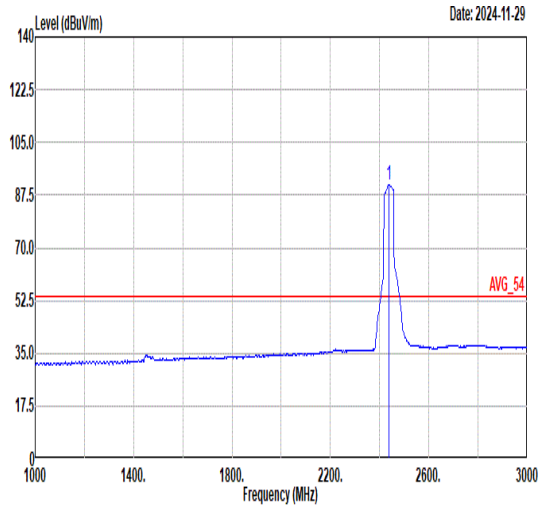 Freq Level Limit Line Margin (dB) Read Level Ant Factor Cable Loss Preamp Factor APos TPos Remark MHz dBuV/m dBuV/m dBuV dB/m dB dB cm deg 1 2437.00 91.01 ------ ------ 85.12 30.68 7.83 32.62 219 69 AVERAGE

Mode	24	
	Band Edge - R	
	2400-2483.5_802.11ax HE40_CH06_2437MHz	
ANT	1	
Pol.	Vertical	Fundamental
Peak	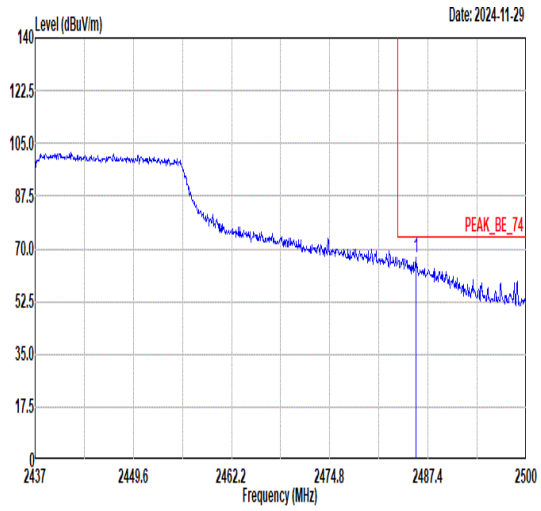 Freq Level Limit Line Margin (dB) Read Level Ant Factor Cable Loss Preamp Factor APos TPos Remark MHz dBuV/m dBuV/m dBuV dB/m dB dB cm deg 1 2485.89 66.95 74.00 -7.05 61.05 30.63 7.88 32.61 219 69 PEAK	Blank
Avg	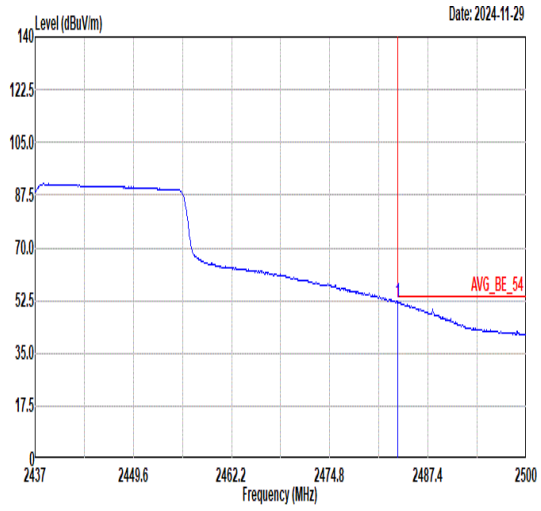 Freq Level Limit Line Margin (dB) Read Level Ant Factor Cable Loss Preamp Factor APos TPos Remark MHz dBuV/m dBuV/m dBuV dB/m dB dB cm deg 1 2483.56 51.98 54.00 -2.02 46.08 30.63 7.88 32.61 219 69 AVERAGE	Blank

Mode	25	
	Band Edge	
	2400-2483.5_802.11g_CH02_2417MHz	
ANT	1	
Pol.	Horizontal	Fundamental
Peak	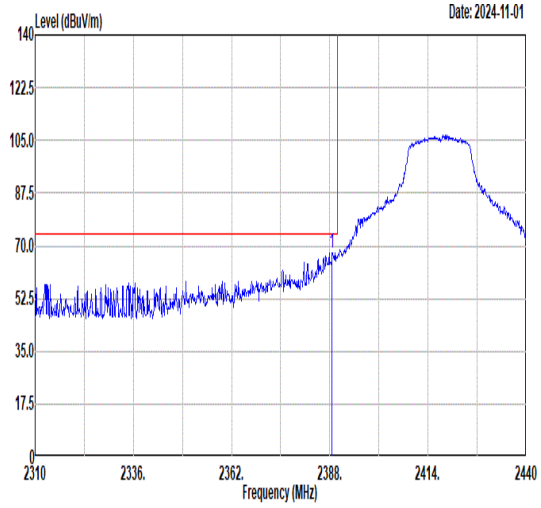 Freq Level Limit Line Margin (dB) Read Level Ant Factor Cable Loss Preamp Factor APos TPos Remark MHz dBuV/m dBuV/m dBuV dB/m dB dB cm deg 1 2388.65 67.83 74.00 -6.17 61.55 30.60 7.76 32.08 230 332 PEAK	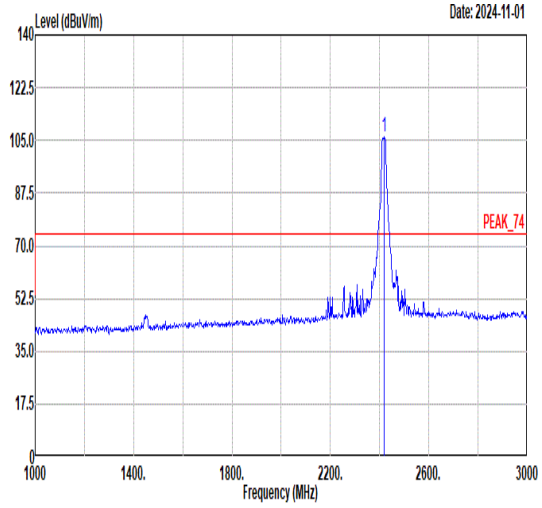 Freq Level Limit Line Margin (dB) Read Level Ant Factor Cable Loss Preamp Factor APos TPos Remark MHz dBuV/m dBuV/m dBuV dB/m dB dB cm deg 1 2417.00 106.38 ------ ------ 100.00 30.64 7.82 32.08 230 332 PEAK
Avg	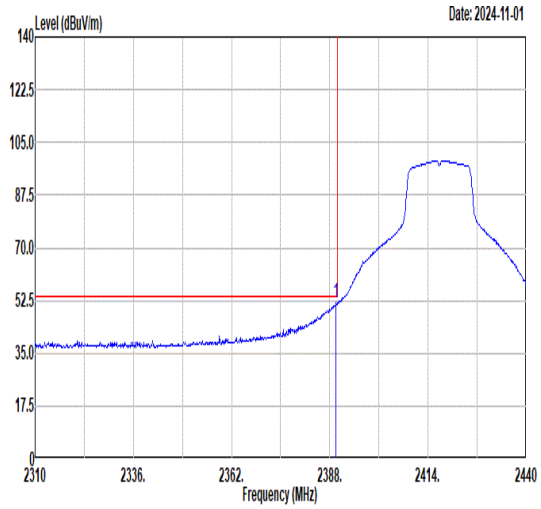 Freq Level Limit Line Margin (dB) Read Level Ant Factor Cable Loss Preamp Factor APos TPos Remark MHz dBuV/m dBuV/m dBuV dB/m dB dB cm deg 1 2389.69 51.52 54.00 -2.48 45.24 30.60 7.76 32.08 230 332 AVERAGE	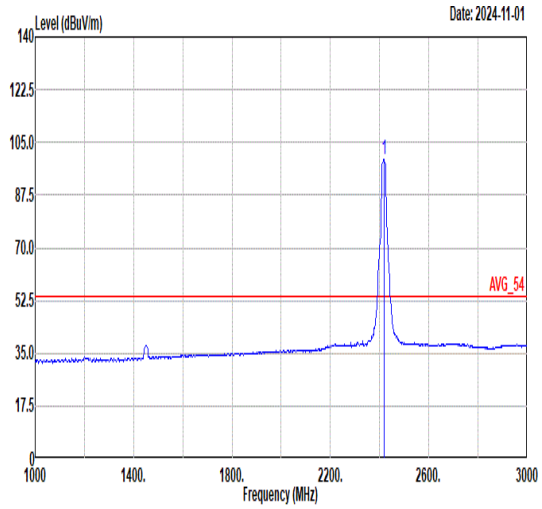 Freq Level Limit Line Margin (dB) Read Level Ant Factor Cable Loss Preamp Factor APos TPos Remark MHz dBuV/m dBuV/m dBuV dB/m dB dB cm deg 1 2417.00 99.15 ------ ------ 92.79 30.63 7.81 32.08 230 332 AVERAGE

Mode	25	
	Band Edge	
	2400-2483.5_802.11g_CH02_2417MHz	
ANT	1	
Pol.	Vertical	Fundamental
Peak	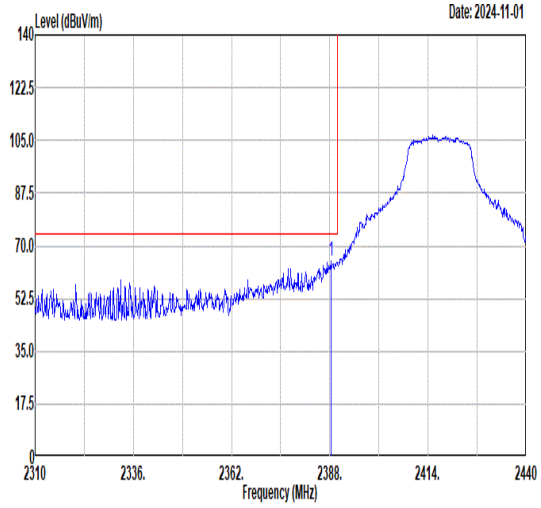 Freq Level Limit Line Margin (dB) Read Level Ant Factor Cable Loss Preamp Factor APos TPos Remark 1 2388.26 64.86 74.00 -9.14 58.58 30.60 7.76 32.08 368 348 PEAK	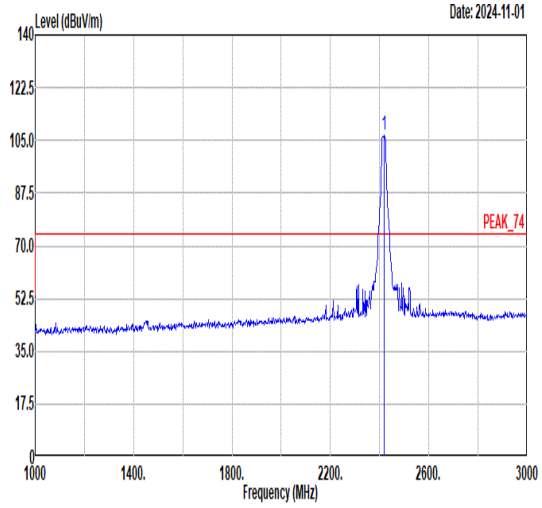 Freq Level Limit Line Margin (dB) Read Level Ant Factor Cable Loss Preamp Factor APos TPos Remark 1 2417.00 106.81 ------ ------ 100.43 30.64 7.82 32.08 368 348 PEAK
Avg	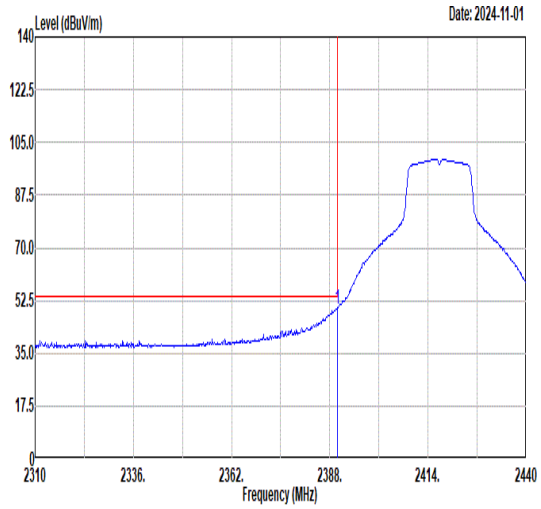 Freq Level Limit Line Margin (dB) Read Level Ant Factor Cable Loss Preamp Factor APos TPos Remark 1 2389.95 49.75 54.00 -4.25 43.47 30.60 7.76 32.08 368 348 AVERAGE	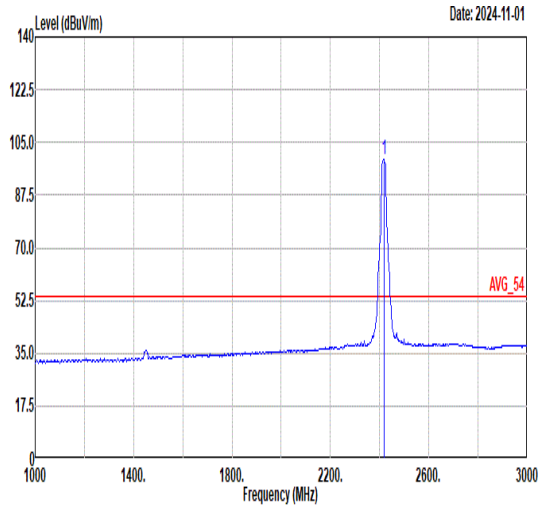 Freq Level Limit Line Margin (dB) Read Level Ant Factor Cable Loss Preamp Factor APos TPos Remark 1 2417.00 99.31 ------ ------ 92.95 30.63 7.81 32.08 368 348 AVERAGE

Mode	26	
	Band Edge	
	2400-2483.5_802.11g_CH10_2457MHz	
ANT	1	
Pol.	Horizontal	Fundamental
Peak	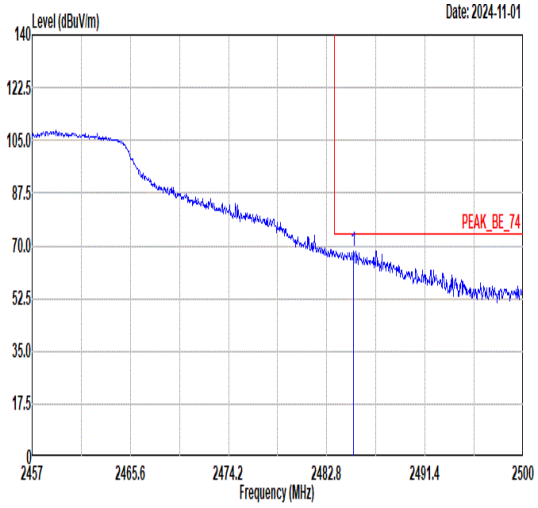 Freq Level Limit Line Margin (dB) Read Level Ant Factor Cable Loss Preamp Factor APos TPos Remark MHz dBuV/m dBuV/m dBuV dB/m dB dB cm deg 1 2485.12 68.28 74.00 -5.72 61.87 30.63 7.88 32.10 220 330 PEAK	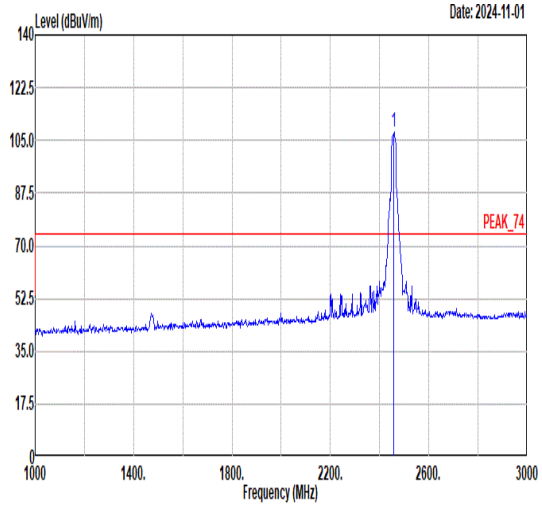 Freq Level Limit Line Margin (dB) Read Level Ant Factor Cable Loss Preamp Factor APos TPos Remark MHz dBuV/m dBuV/m dBuV dB/m dB dB cm deg 1 2457.00 107.62 ------ ------ 101.18 30.68 7.85 32.09 220 330 PEAK
Avg	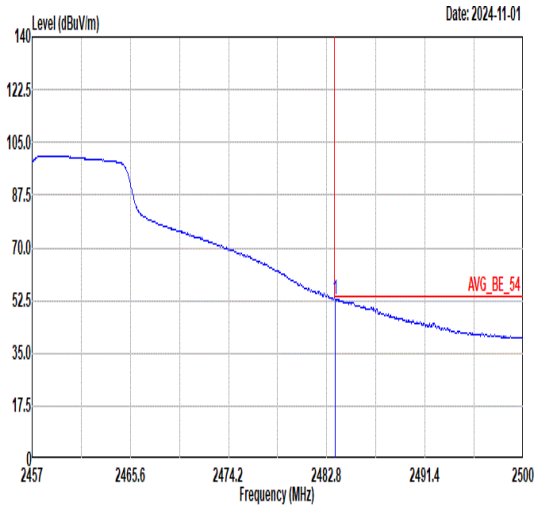 Freq Level Limit Line Margin (dB) Read Level Ant Factor Cable Loss Preamp Factor APos TPos Remark MHz dBuV/m dBuV/m dBuV dB/m dB dB cm deg 1 2483.53 52.96 54.00 -1.04 46.55 30.63 7.88 32.10 220 330 AVERAGE	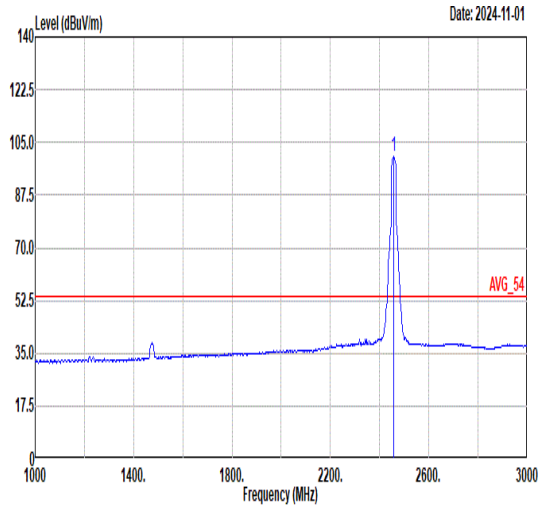 Freq Level Limit Line Margin (dB) Read Level Ant Factor Cable Loss Preamp Factor APos TPos Remark MHz dBuV/m dBuV/m dBuV dB/m dB dB cm deg 1 2457.00 100.37 ------ ------ 93.93 30.68 7.85 32.09 220 330 AVERAGE

Mode	26	
	Band Edge	
	2400-2483.5_802.11g_CH10_2457MHz	
ANT	1	
Pol.	Vertical	Fundamental
Peak	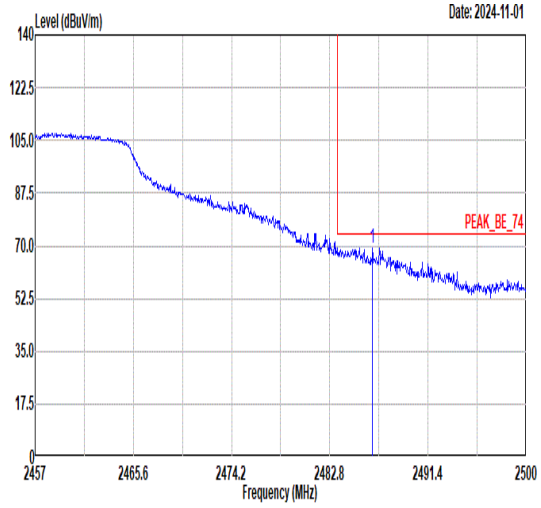 Freq Level Limit Line Margin (dB) Read Level Ant Factor Cable Loss Preamp Factor APos TPos Remark MHz dBuV/m dBuV/m dBuV dB/m dB dB cm deg 1 2486.54 69.42 74.00 -4.58 63.01 30.63 7.88 32.10 372 348 PEAK	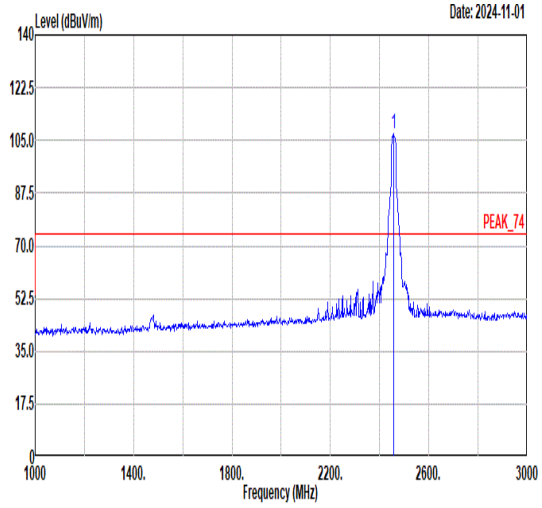 Freq Level Limit Line Margin (dB) Read Level Ant Factor Cable Loss Preamp Factor APos TPos Remark MHz dBuV/m dBuV/m dBuV dB/m dB dB cm deg 1 2457.00 107.07 ------ ------ 100.62 30.69 7.85 32.09 372 348 PEAK
Avg	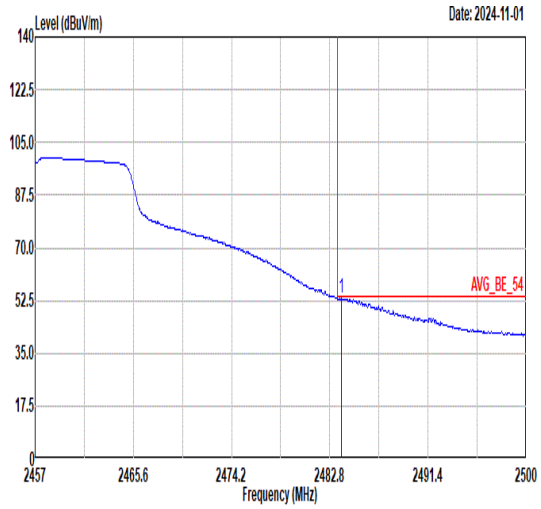 Freq Level Limit Line Margin (dB) Read Level Ant Factor Cable Loss Preamp Factor APos TPos Remark MHz dBuV/m dBuV/m dBuV dB/m dB dB cm deg 1 2483.79 53.29 54.00 -0.71 46.88 30.63 7.88 32.10 372 348 AVERAGE	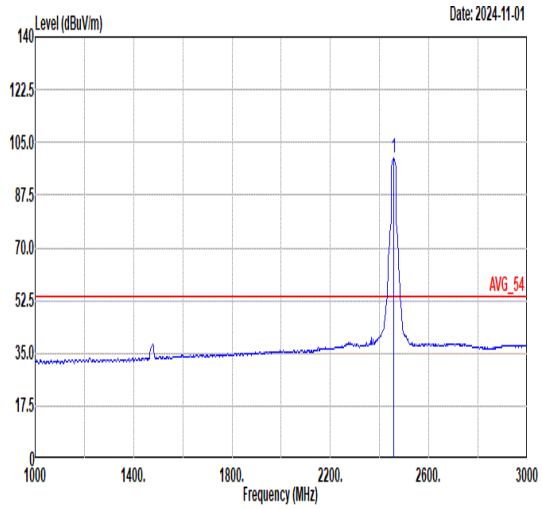 Freq Level Limit Line Margin (dB) Read Level Ant Factor Cable Loss Preamp Factor APos TPos Remark MHz dBuV/m dBuV/m dBuV dB/m dB dB cm deg 1 2457.00 99.64 ------ ------ 93.19 30.69 7.85 32.09 372 348 AVERAGE

Mode	27	
	Band Edge	
	2400-2483.5_802.11n HT20_CH02_2417MHz	
ANT	1	
Pol.	Horizontal	Fundamental
Peak	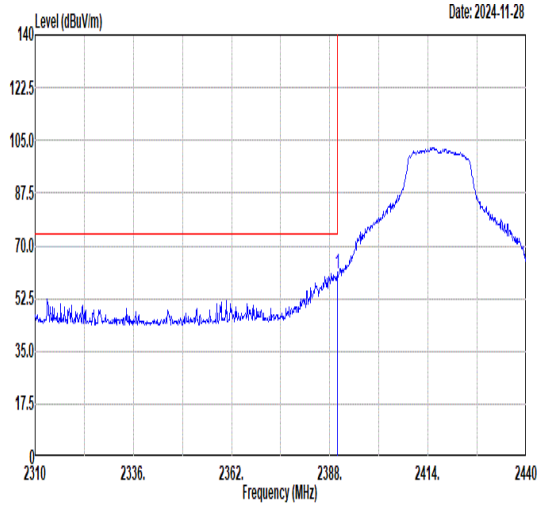 Freq Level Limit Line Margin (dB) Read Level Ant Factor Cable Loss Preamp Factor APos TPos Remark MHz dBuV/m dBuV/m dBuV dB/m dB dB cm deg 1 2389.95 60.68 74.00 -13.32 54.96 30.60 7.76 32.64 384 257 PEAK	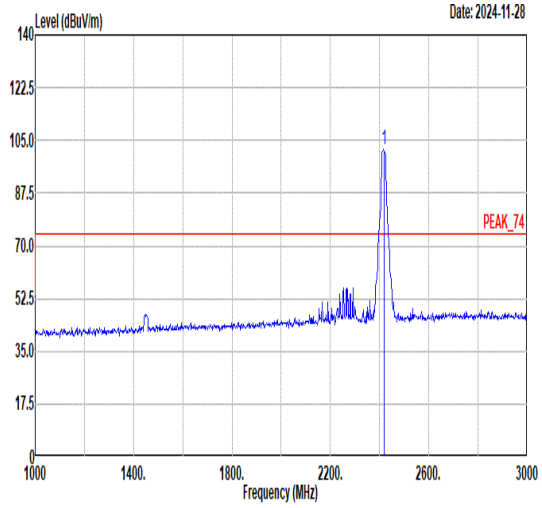 Freq Level Limit Line Margin (dB) Read Level Ant Factor Cable Loss Preamp Factor APos TPos Remark MHz dBuV/m dBuV/m dBuV dB/m dB dB cm deg 1 2417.00 102.19 ------ ------ 96.38 30.63 7.81 32.63 384 257 PEAK
Avg	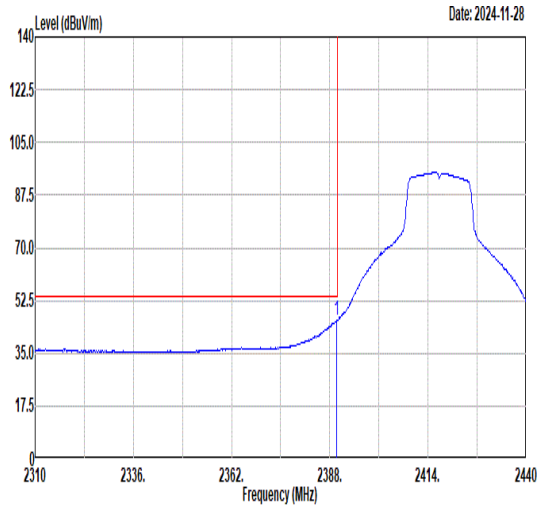 Freq Level Limit Line Margin (dB) Read Level Ant Factor Cable Loss Preamp Factor APos TPos Remark MHz dBuV/m dBuV/m dBuV dB/m dB dB cm deg 1 2389.82 45.89 54.00 -8.11 40.17 30.60 7.76 32.64 384 257 AVERAGE	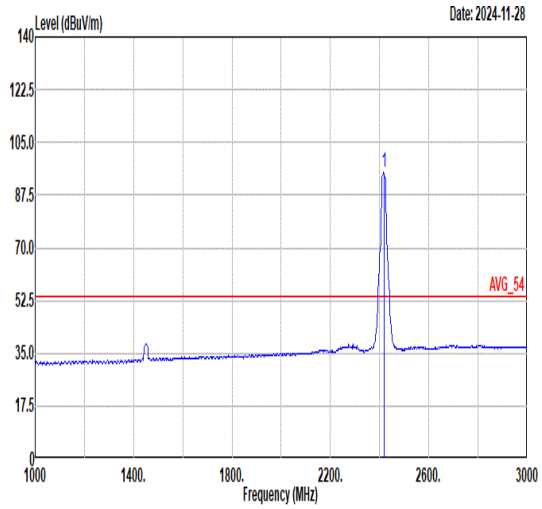 Freq Level Limit Line Margin (dB) Read Level Ant Factor Cable Loss Preamp Factor APos TPos Remark MHz dBuV/m dBuV/m dBuV dB/m dB dB cm deg 1 2417.00 94.84 ------ ------ 89.03 30.63 7.81 32.63 384 257 AVERAGE

Mode	27	
	Band Edge	
	2400-2483.5_802.11n HT20_CH02_2417MHz	
ANT	1	
Pol.	Vertical	Fundamental
Peak	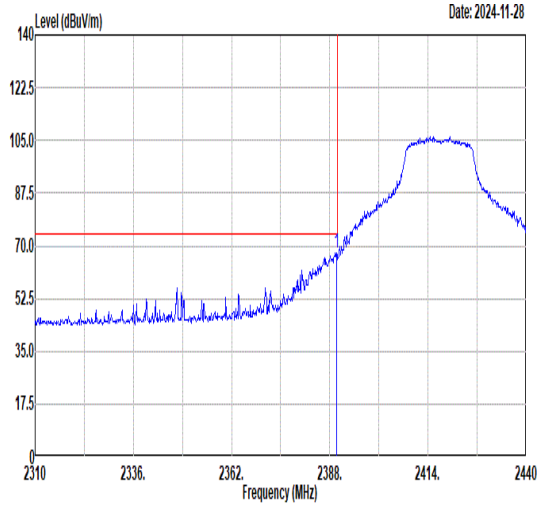 Freq Level Limit Line Margin (dB) Read Level Ant Factor Cable Loss Preamp Factor APos TPos Remark MHz dBuV/m dBuV/m dBuV dB/m dB dB cm deg 1 2389.82 67.48 74.00 -6.52 61.76 30.60 7.76 32.64 230 71 PEAK	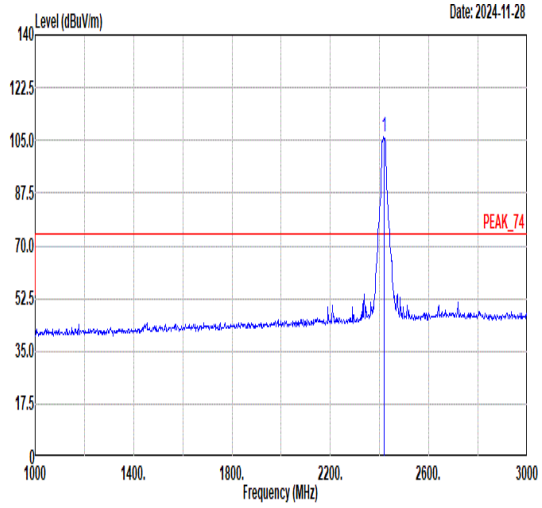 Freq Level Limit Line Margin (dB) Read Level Ant Factor Cable Loss Preamp Factor APos TPos Remark MHz dBuV/m dBuV/m dBuV dB/m dB dB cm deg 1 2417.00 106.25 ------ ------ 100.44 30.63 7.81 32.63 225 71 PEAK
Avg	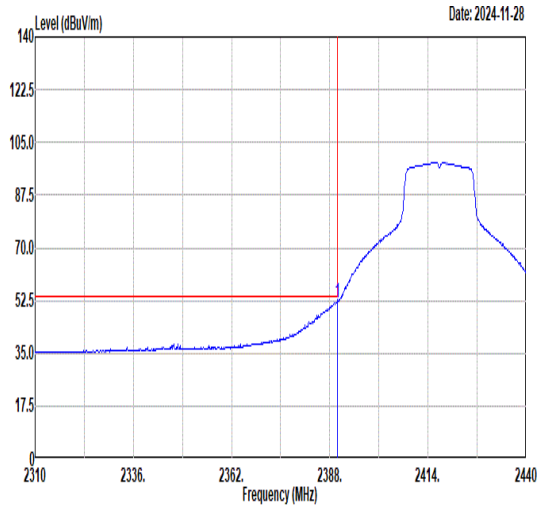 Freq Level Limit Line Margin (dB) Read Level Ant Factor Cable Loss Preamp Factor APos TPos Remark MHz dBuV/m dBuV/m dBuV dB/m dB dB cm deg 1 2389.95 52.01 54.00 -1.99 46.29 30.60 7.76 32.64 230 71 AVERAGE	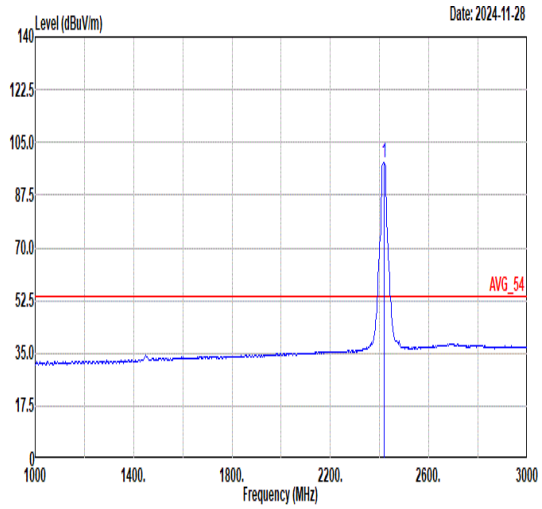 Freq Level Limit Line Margin (dB) Read Level Ant Factor Cable Loss Preamp Factor APos TPos Remark MHz dBuV/m dBuV/m dBuV dB/m dB dB cm deg 1 2417.00 98.52 ------ ------ 92.71 30.63 7.81 32.63 225 71 AVERAGE

Mode	28	
	Band Edge	
	2400-2483.5_802.11n HT20_CH10_2457MHz	
ANT	1	
Pol.	Horizontal	Fundamental
Peak	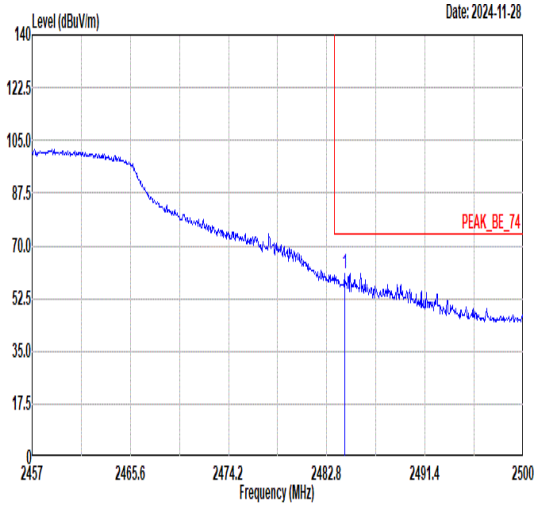 Freq Level Limit Line Margin (dB) Read Level Ant Factor Cable Loss Preamp Factor APos TPos Remark 1 2484.35 60.78 74.00 -13.22 54.88 30.63 7.88 32.61 369 256 PEAK	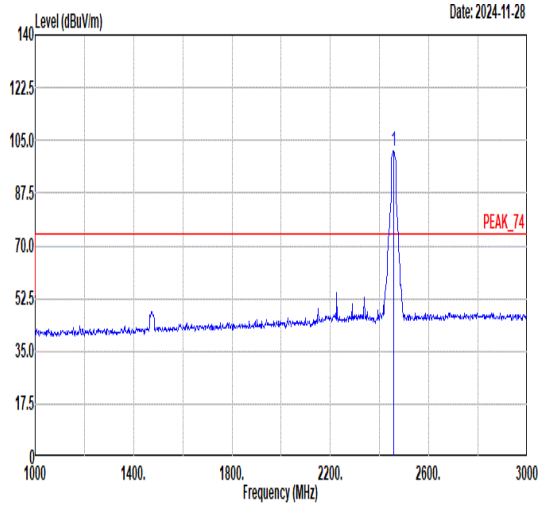 Freq Level Limit Line Margin (dB) Read Level Ant Factor Cable Loss Preamp Factor APos TPos Remark 1 2457.00 101.53 ------ ------ 95.61 30.69 7.85 32.62 369 256 PEAK
Avg	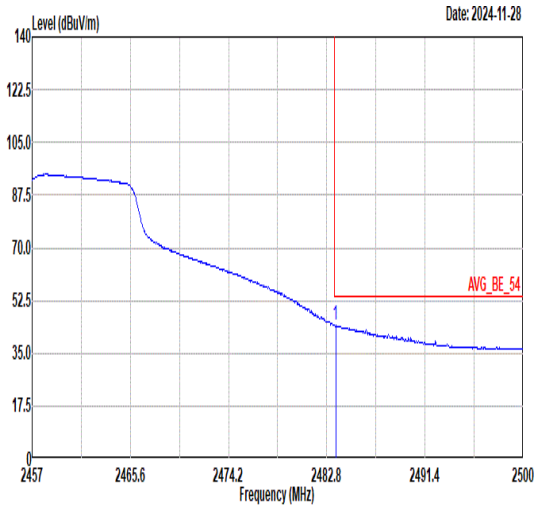 Freq Level Limit Line Margin (dB) Read Level Ant Factor Cable Loss Preamp Factor APos TPos Remark 1 2483.57 44.26 54.00 -9.74 38.36 30.63 7.88 32.61 369 256 AVERAGE	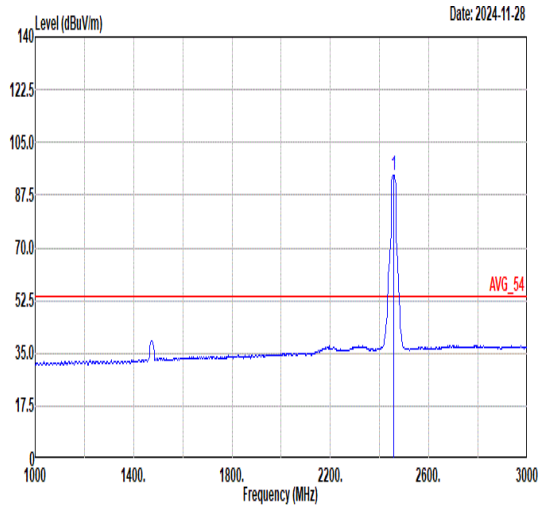 Freq Level Limit Line Margin (dB) Read Level Ant Factor Cable Loss Preamp Factor APos TPos Remark 1 2457.00 94.14 ------ ------ 88.23 30.68 7.85 32.62 369 256 AVERAGE

Mode	28	
	Band Edge	
	2400-2483.5_802.11n HT20_CH10_2457MHz	
ANT	1	
Pol.	Vertical	Fundamental
Peak	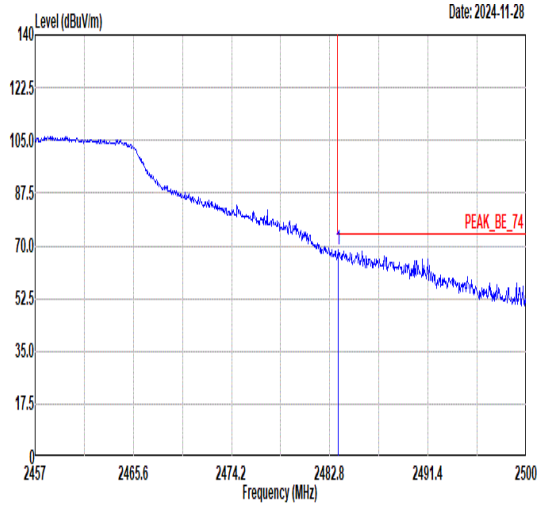 Freq Level Limit Line Margin (dB) Read Level Ant Factor Cable Loss Preamp Factor APos TPos Remark MHz dBuV/m dBuV/m dBuV dB/m dB dB cm deg 1 2483.53 68.78 74.00 -5.22 62.88 30.63 7.88 32.61 223 65 PEAK	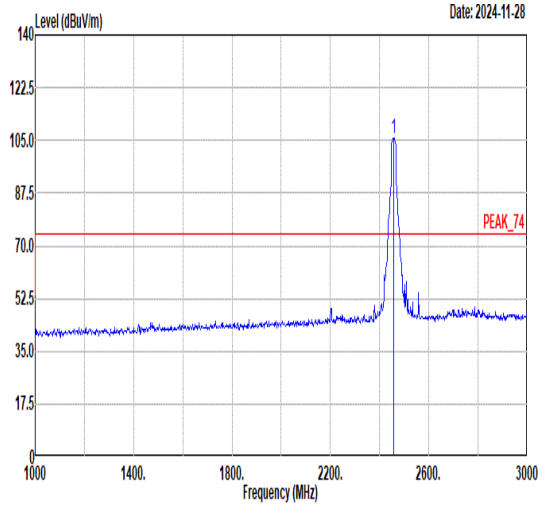 Freq Level Limit Line Margin (dB) Read Level Ant Factor Cable Loss Preamp Factor APos TPos Remark MHz dBuV/m dBuV/m dBuV dB/m dB dB cm deg 1 2457.00 105.63 ------ ------ 99.71 30.69 7.85 32.62 223 65 PEAK
Avg	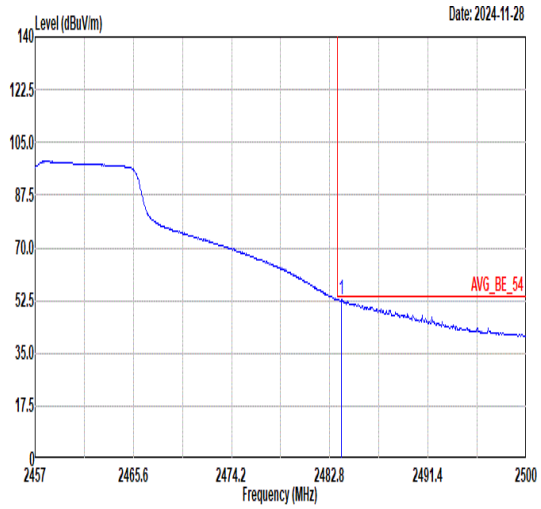 Freq Level Limit Line Margin (dB) Read Level Ant Factor Cable Loss Preamp Factor APos TPos Remark MHz dBuV/m dBuV/m dBuV dB/m dB dB cm deg 1 2483.83 53.05 54.00 -0.95 47.15 30.63 7.88 32.61 223 65 AVERAGE	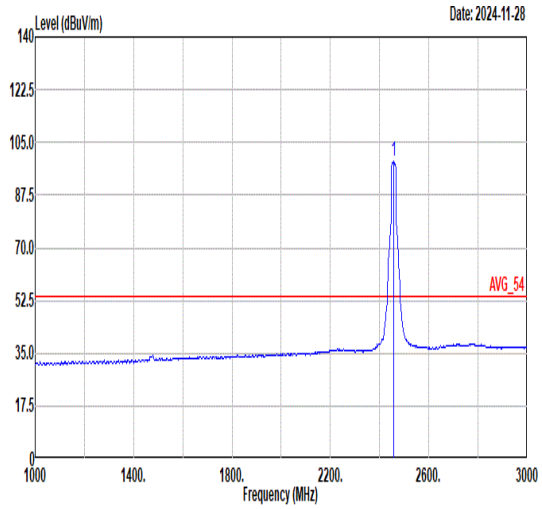 Freq Level Limit Line Margin (dB) Read Level Ant Factor Cable Loss Preamp Factor APos TPos Remark MHz dBuV/m dBuV/m dBuV dB/m dB dB cm deg 1 2457.00 98.65 ------ ------ 92.73 30.69 7.85 32.62 223 65 AVERAGE

Mode	29	
	Band Edge - L	
	2400-2483.5_802.11n HT40_CH04_2427MHz	
ANT	1	
Pol.	Horizontal	Fundamental
Peak	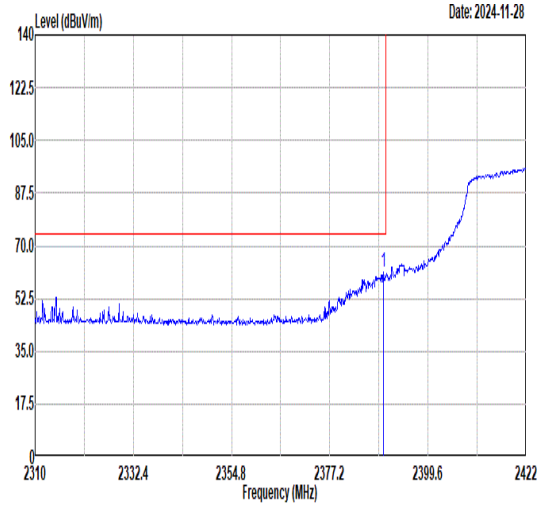 Freq Level Limit Line Margin (dB) Read Level Ant Factor Cable Loss Preamp Factor APos TPos Remark MHz dBuV/m dBuV/m dBuV dB/m dB dB cm deg 1 2389.41 61.19 74.00 -12.81 55.47 30.60 7.76 32.64 377 255 PEAK	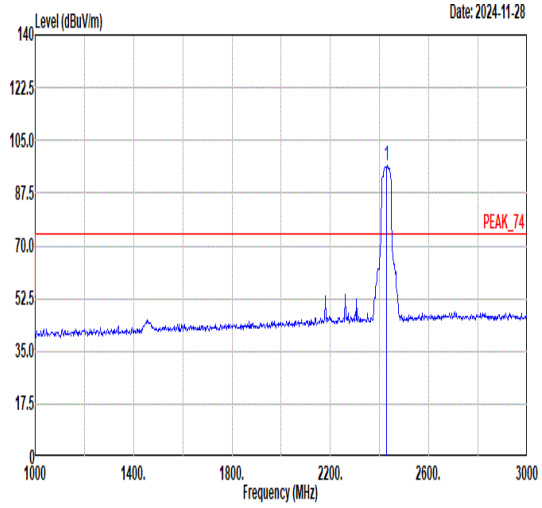 Freq Level Limit Line Margin (dB) Read Level Ant Factor Cable Loss Preamp Factor APos TPos Remark MHz dBuV/m dBuV/m dBuV dB/m dB dB cm deg 1 2427.00 96.93 ------ ------ 91.07 30.66 7.83 32.63 377 255 PEAK
Avg	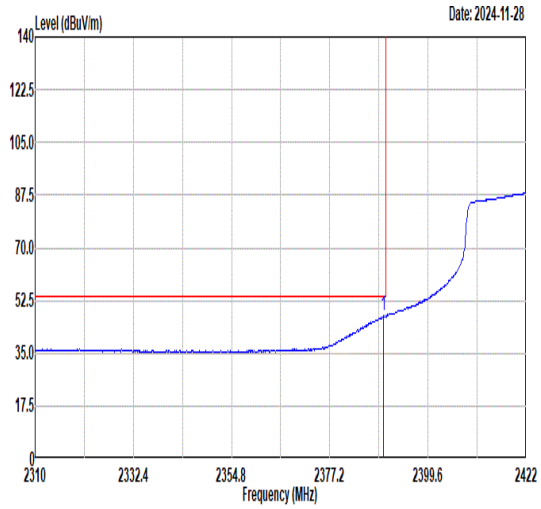 Freq Level Limit Line Margin (dB) Read Level Ant Factor Cable Loss Preamp Factor APos TPos Remark MHz dBuV/m dBuV/m dBuV dB/m dB dB cm deg 1 2389.41 47.30 54.00 -6.70 41.58 30.60 7.76 32.64 377 255 AVERAGE	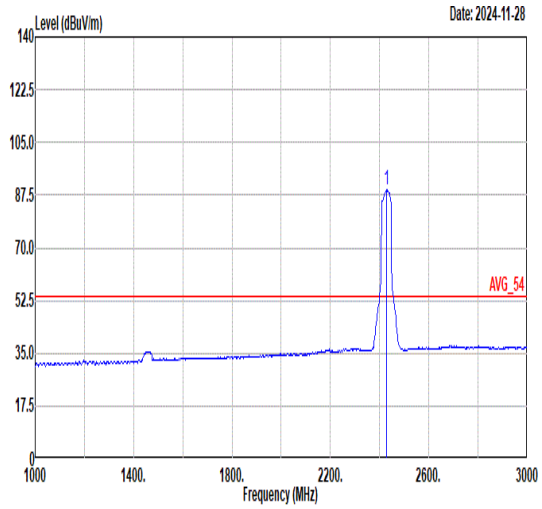 Freq Level Limit Line Margin (dB) Read Level Ant Factor Cable Loss Preamp Factor APos TPos Remark MHz dBuV/m dBuV/m dBuV dB/m dB dB cm deg 1 2427.00 89.12 ------ ------ 83.27 30.66 7.82 32.63 377 255 AVERAGE

Mode	29	
	Band Edge - R	
	2400-2483.5_802.11n HT40_CH04_2427MHz	
ANT	1	
Pol.	Horizontal	Fundamental
Peak	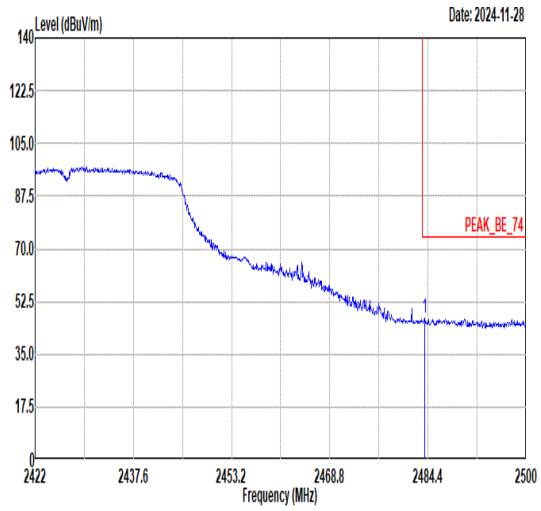 Freq Level Limit Line Margin (dB) Read Level Ant Factor Cable Loss Preamp Factor APos TPos Remark MHz dBuV/m dBuV/m dBuV dB/m dB dB cm deg 1 2483.85 47.17 74.00 -26.83 41.27 30.63 7.88 32.61 377 255 PEAK	Blank
Avg	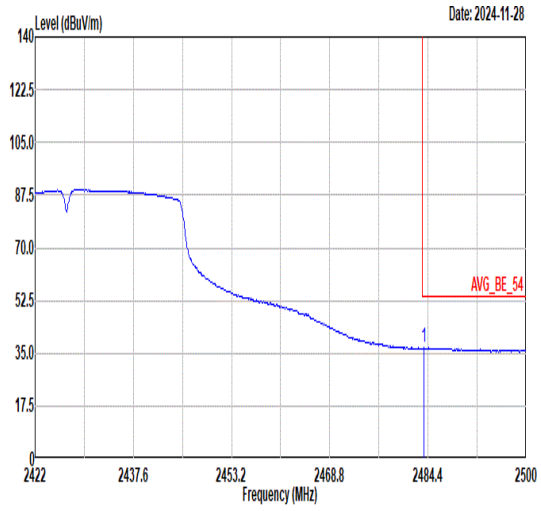 Freq Level Limit Line Margin (dB) Read Level Ant Factor Cable Loss Preamp Factor APos TPos Remark MHz dBuV/m dBuV/m dBuV dB/m dB dB cm deg 1 2483.70 36.83 54.00 -17.17 30.93 30.63 7.88 32.61 377 255 AVERAGE	Blank

Mode	29	
	Band Edge - L	
	2400-2483.5_802.11n HT40_CH04_2427MHz	
ANT	1	
Pol.	Vertical	Fundamental
Peak	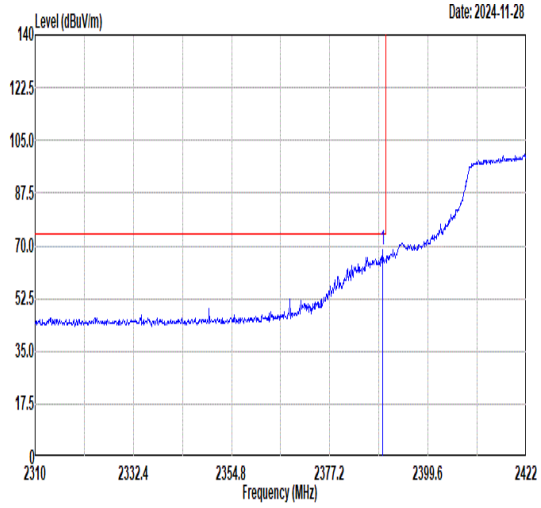 Freq Level Limit Line Margin Read Level Ant Factor Cable Loss Preamp Factor APos TPos Remark MHz dBuV/m dBuV/m dB dBuV dB/m dB dB cm deg 1 2389.18 68.73 74.00 -5.27 63.01 30.60 7.76 32.64 226 69 PEAK	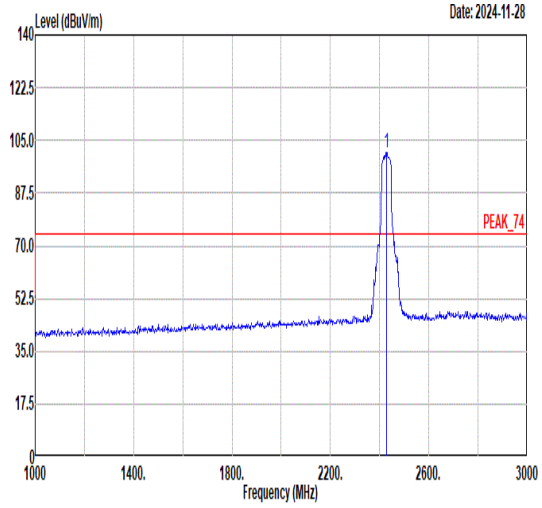 Freq Level Limit Line Margin Read Level Ant Factor Cable Loss Preamp Factor APos TPos Remark MHz dBuV/m dBuV/m dB dBuV dB/m dB dB cm deg 1 2427.00 100.91 ------ ------ 95.05 30.66 7.83 32.63 226 69 PEAK
Avg	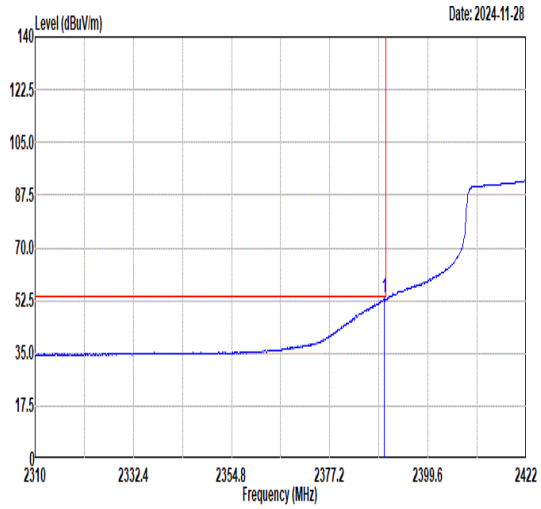 Freq Level Limit Line Margin Read Level Ant Factor Cable Loss Preamp Factor APos TPos Remark MHz dBuV/m dBuV/m dB dBuV dB/m dB dB cm deg 1 2389.63 53.19 54.00 -0.81 47.47 30.60 7.76 32.64 226 69 AVERAGE	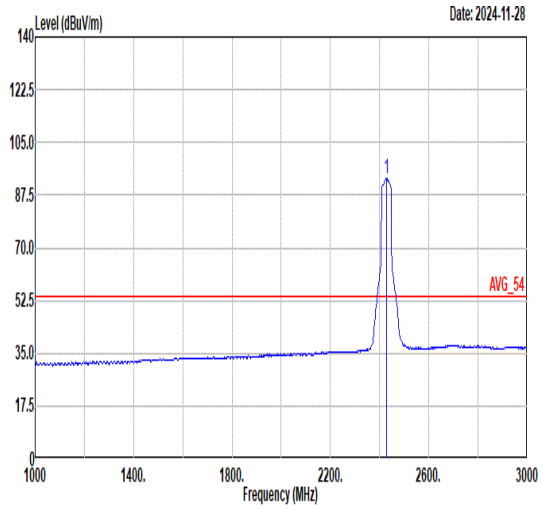 Freq Level Limit Line Margin Read Level Ant Factor Cable Loss Preamp Factor APos TPos Remark MHz dBuV/m dBuV/m dB dBuV dB/m dB dB cm deg 1 2427.00 93.18 ------ ------ 87.34 30.65 7.82 32.63 226 69 AVERAGE

Mode	29	
	Band Edge - R	
	2400-2483.5_802.11n HT40_CH04_2427MHz	
ANT	1	
Pol.	Vertical	Fundamental
Peak	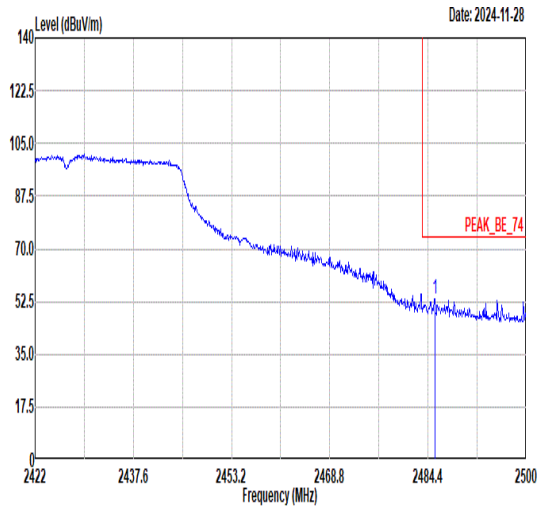 Freq Level Limit Line Margin Read Level Ant Factor Cable Loss Preamp Factor APos TPos Remark MHz dBuV/m dBuV/m dB dBuV dB/m dB dB cm deg 1 2485.49 53.26 74.00 -20.74 47.36 30.63 7.88 32.61 226 69 PEAK	Blank
Avg	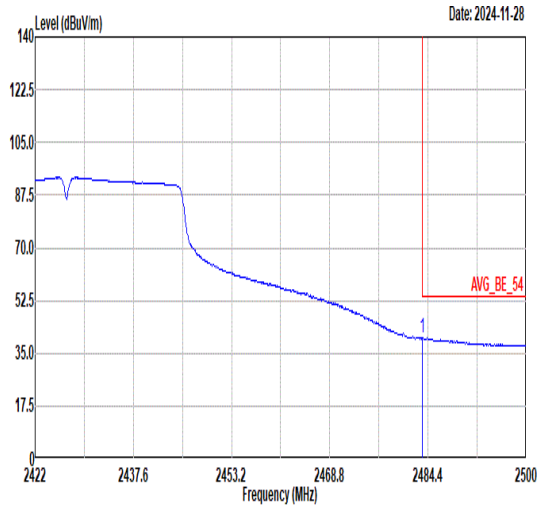 Freq Level Limit Line Margin Read Level Ant Factor Cable Loss Preamp Factor APos TPos Remark MHz dBuV/m dBuV/m dB dBuV dB/m dB dB cm deg 1 2483.54 40.00 54.00 -14.00 34.10 30.63 7.88 32.61 226 69 AVERAGE	Blank

Mode	30	
	Band Edge - L	
	2400-2483.5_802.11n HT40_CH08_2447MHz	
ANT	1	
Pol.	Horizontal	Fundamental
Peak	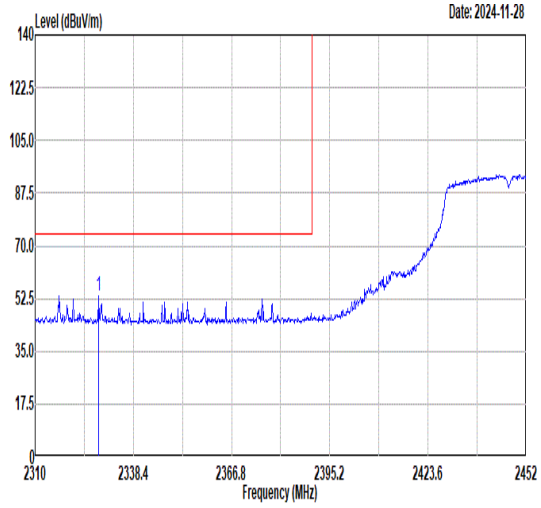 Freq Level Limit Line Margin (dB) Read Level Ant Factor Cable Loss Preamp Factor APos TPos Remark 1 2328.46 53.38 74.00 -20.62 47.86 30.60 7.59 32.67 363 255 PEAK	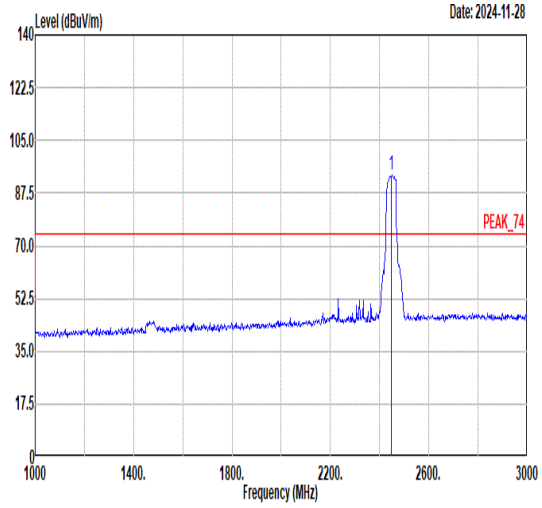 Freq Level Limit Line Margin (dB) Read Level Ant Factor Cable Loss Preamp Factor APos TPos Remark 1 2447.00 93.58 ------ ------ 87.65 30.70 7.85 32.62 363 255 PEAK
Avg	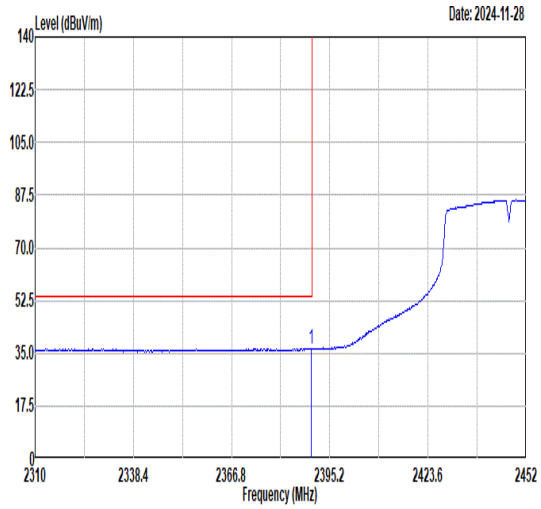 Freq Level Limit Line Margin (dB) Read Level Ant Factor Cable Loss Preamp Factor APos TPos Remark 1 2389.95 36.57 54.00 -17.43 30.85 30.60 7.76 32.64 363 255 AVERAGE	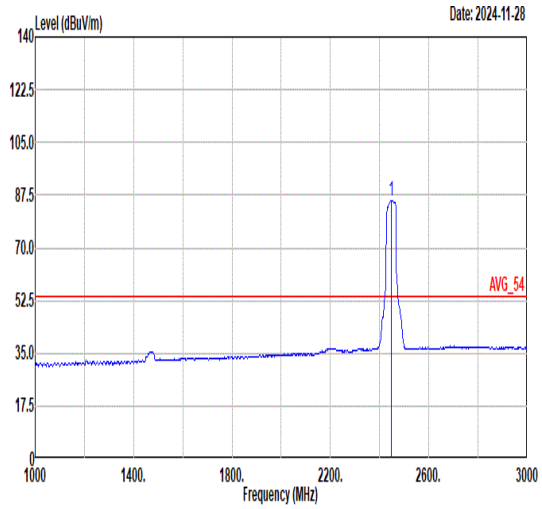 Freq Level Limit Line Margin (dB) Read Level Ant Factor Cable Loss Preamp Factor APos TPos Remark 1 2447.00 85.67 ------ ------ 79.76 30.69 7.84 32.62 363 255 AVERAGE

Mode	30	
	Band Edge - R	
	2400-2483.5_802.11n HT40_CH08_2447MHz	
ANT	1	
Pol.	Horizontal	Fundamental
Peak	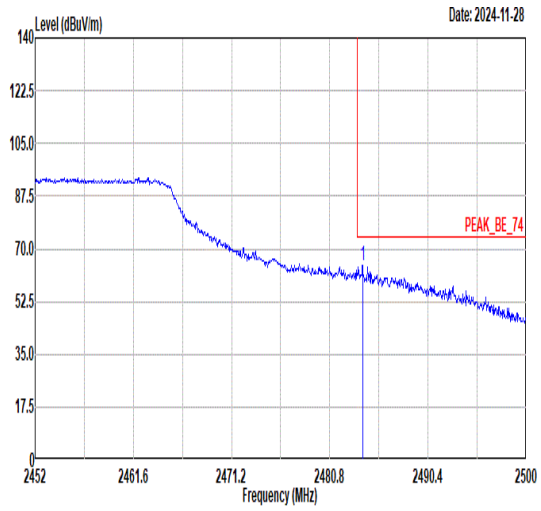 Freq Level Limit Line Margin (dB) Read Level Ant Factor Cable Loss Preamp Factor APos TPos Remark MHz dBuV/m dBuV/m dBuV dB/m dB dB cm deg 1 2484.02 64.30 74.00 -9.70 58.40 30.63 7.88 32.61 363 255 PEAK	Blank
Avg	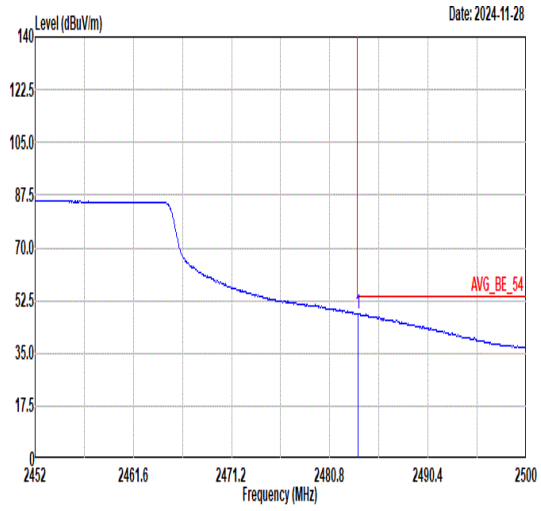 Freq Level Limit Line Margin (dB) Read Level Ant Factor Cable Loss Preamp Factor APos TPos Remark MHz dBuV/m dBuV/m dBuV dB/m dB dB cm deg 1 2483.54 48.27 54.00 -5.73 42.37 30.63 7.88 32.61 363 255 AVERAGE	Blank

Mode	30	
	Band Edge - L	
	2400-2483.5_802.11n HT40_CH08_2447MHz	
ANT	1	
Pol.	Vertical	Fundamental
Peak	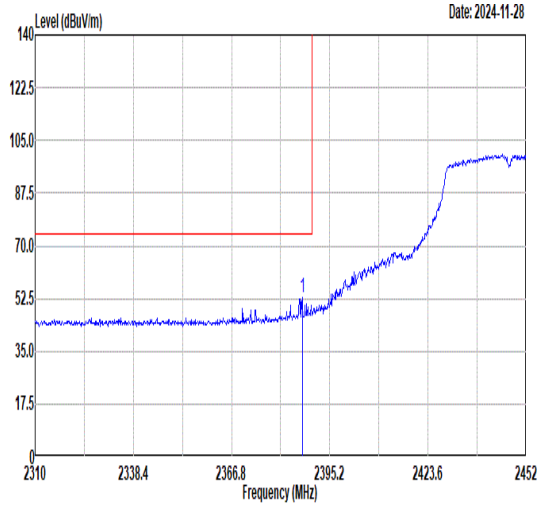 Freq Level Limit Line Margin (dB) Read Level Ant Factor Cable Loss Preamp Factor APos TPos Remark MHz dBuV/m dBuV/m dBuV dB/m dB dB cm deg 1 2387.25 52.78 74.00 -21.22 47.08 30.60 7.75 32.65 225 66 PEAK	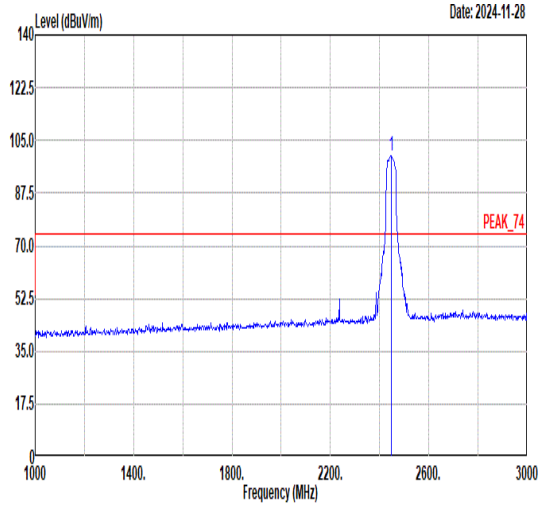 Freq Level Limit Line Margin (dB) Read Level Ant Factor Cable Loss Preamp Factor APos TPos Remark MHz dBuV/m dBuV/m dBuV dB/m dB dB cm deg 1 2447.00 99.91 ------ ------ 93.99 30.70 7.84 32.62 225 66 PEAK
Avg	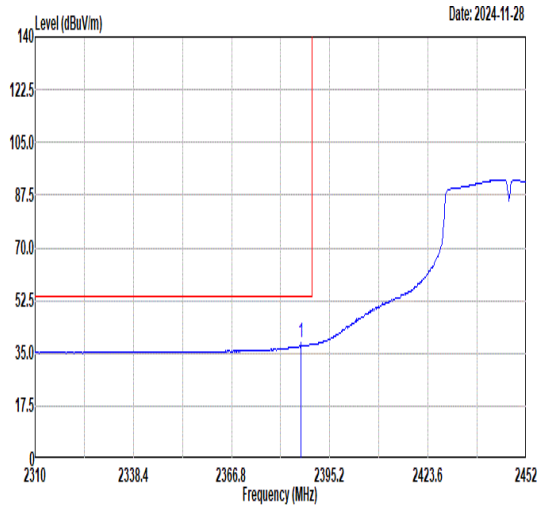 Freq Level Limit Line Margin (dB) Read Level Ant Factor Cable Loss Preamp Factor APos TPos Remark MHz dBuV/m dBuV/m dBuV dB/m dB dB cm deg 1 2386.82 38.54 54.00 -15.46 32.84 30.60 7.75 32.65 225 66 AVERAGE	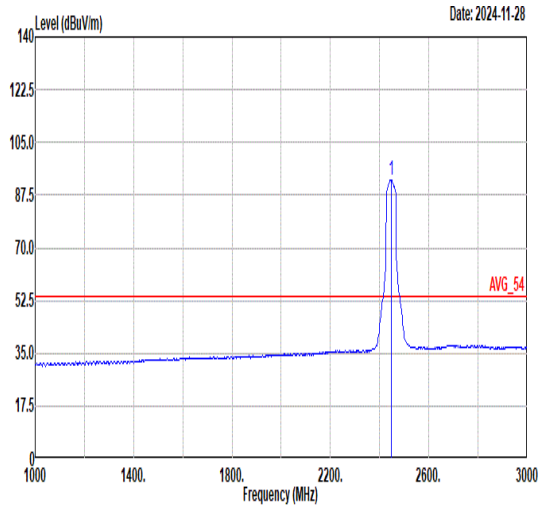 Freq Level Limit Line Margin (dB) Read Level Ant Factor Cable Loss Preamp Factor APos TPos Remark MHz dBuV/m dBuV/m dBuV dB/m dB dB cm deg 1 2447.00 92.68 ------ ------ 86.77 30.69 7.84 32.62 225 66 AVERAGE

Mode	30	
	Band Edge - R	
	2400-2483.5_802.11n HT40_CH08_2447MHz	
ANT	1	
Pol.	Vertical	Fundamental
Peak	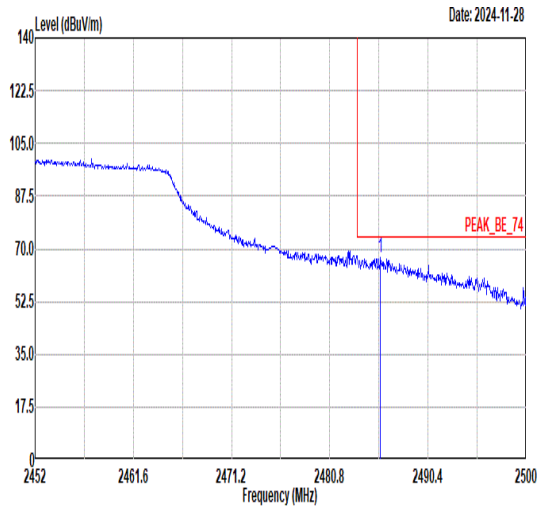 Freq Level Limit Line Margin (dB) Read Level Ant Factor Cable Loss Preamp Factor APos TPos Remark MHz dBuV/m dBuV/m dBuV dB/m dB dB cm deg 1 2485.74 66.83 74.00 -7.17 60.93 30.63 7.88 32.61 225 66 PEAK	Blank
Avg	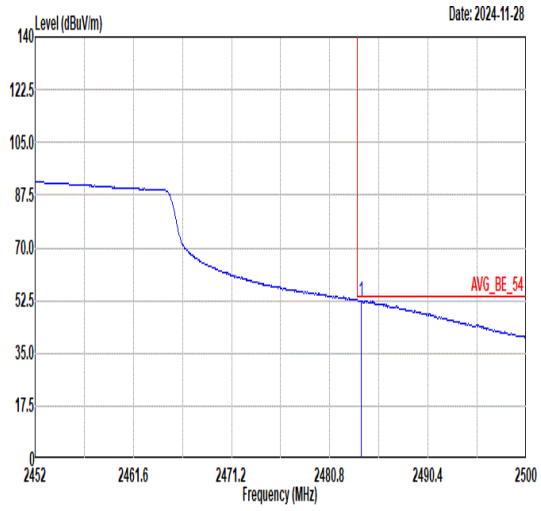 Freq Level Limit Line Margin (dB) Read Level Ant Factor Cable Loss Preamp Factor APos TPos Remark MHz dBuV/m dBuV/m dBuV dB/m dB dB cm deg 1 2483.87 52.52 54.00 -1.48 46.62 30.63 7.88 32.61 225 66 AVERAGE	Blank

Mode	31	
	Band Edge	
	2400-2483.5_802.11ax HE20_CH02_2417MHz	
ANT	1	
Pol.	Horizontal	Fundamental
Peak	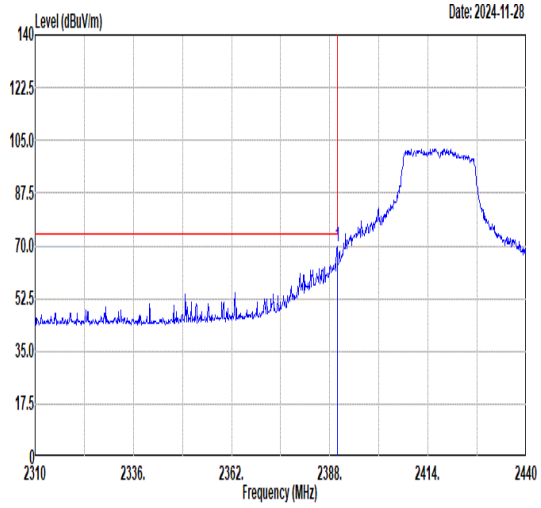 Freq Level Limit Line Margin (dB) Read Level Ant Factor Cable Loss Preamp Factor APos TPos Remark MHz dBuV/m dBuV/m dBuV dB/m dB dB cm deg 1 2389.95 69.65 74.00 -4.35 63.93 30.60 7.76 32.64 345 257 PEAK	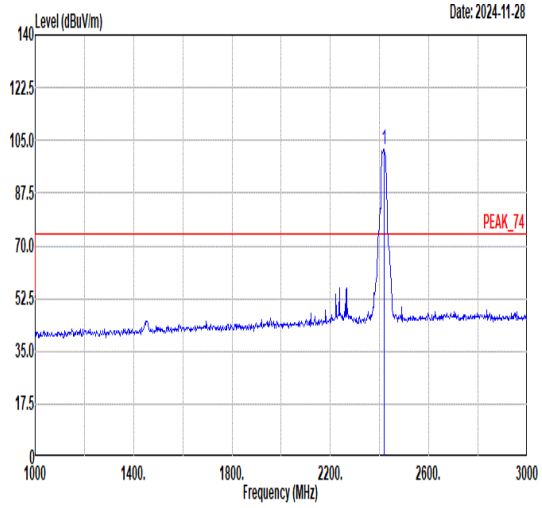 Freq Level Limit Line Margin (dB) Read Level Ant Factor Cable Loss Preamp Factor APos TPos Remark MHz dBuV/m dBuV/m dBuV dB/m dB dB cm deg 1 2417.00 101.98 ------ ------ 96.15 30.64 7.82 32.63 345 257 PEAK
Avg	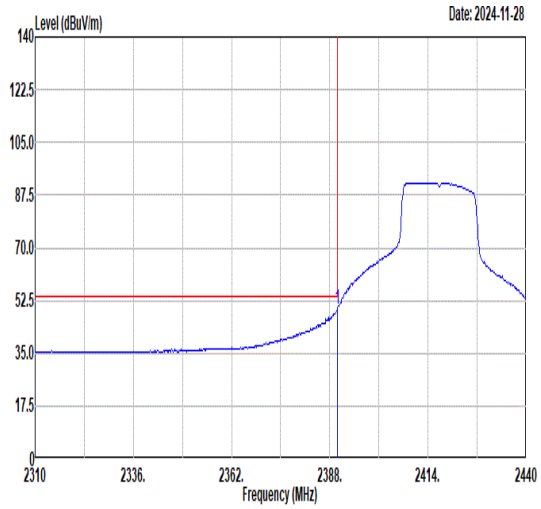 Freq Level Limit Line Margin (dB) Read Level Ant Factor Cable Loss Preamp Factor APos TPos Remark MHz dBuV/m dBuV/m dBuV dB/m dB dB cm deg 1 2389.95 49.81 54.00 -4.19 44.09 30.60 7.76 32.64 345 257 AVERAGE	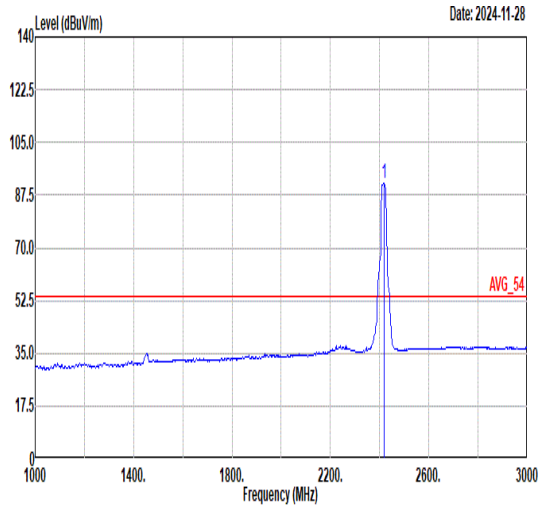 Freq Level Limit Line Margin (dB) Read Level Ant Factor Cable Loss Preamp Factor APos TPos Remark MHz dBuV/m dBuV/m dBuV dB/m dB dB cm deg 1 2417.00 91.38 ------ ------ 85.56 30.64 7.81 32.63 345 257 AVERAGE

Mode	31	
	Band Edge	
	2400-2483.5_802.11ax HE20_CH02_2417MHz	
ANT	1	
Pol.	Vertical	Fundamental
Peak	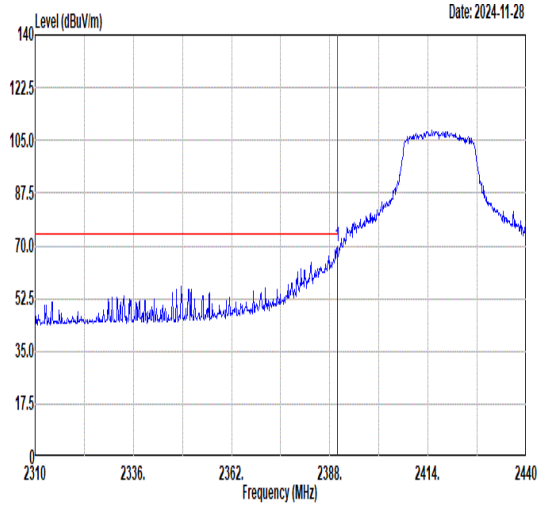 Freq Level Limit Line Margin (dB) Read Level Ant Factor Cable Loss Preamp Factor APos TPos Remark MHz dBuV/m dBuV/m dBuV dB/m dB dB cm deg 1 2389.95 69.61 74.00 -4.39 63.89 30.60 7.76 32.64 295 76 PEAK	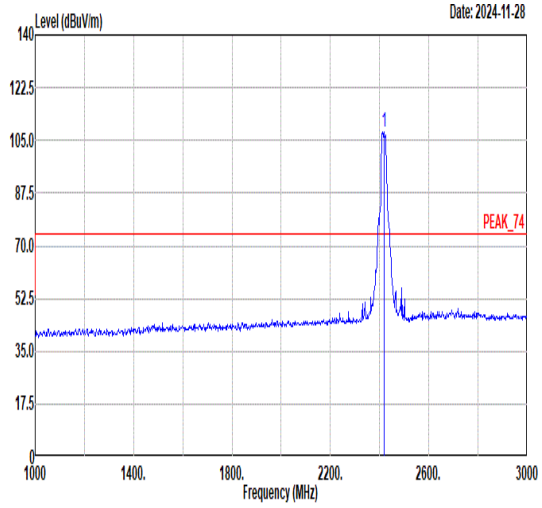 Freq Level Limit Line Margin (dB) Read Level Ant Factor Cable Loss Preamp Factor APos TPos Remark MHz dBuV/m dBuV/m dBuV dB/m dB dB cm deg 1 2417.00 107.97 ------ ------ 102.15 30.64 7.81 32.63 295 76 PEAK
Avg	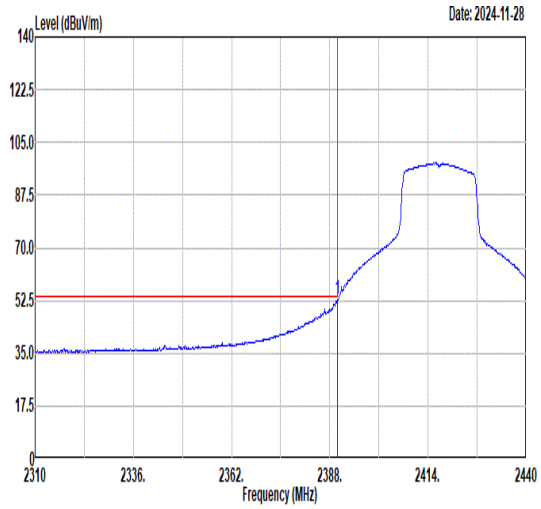 Freq Level Limit Line Margin (dB) Read Level Ant Factor Cable Loss Preamp Factor APos TPos Remark MHz dBuV/m dBuV/m dBuV dB/m dB dB cm deg 1 2389.95 52.74 54.00 -1.26 47.02 30.60 7.76 32.64 295 76 AVERAGE	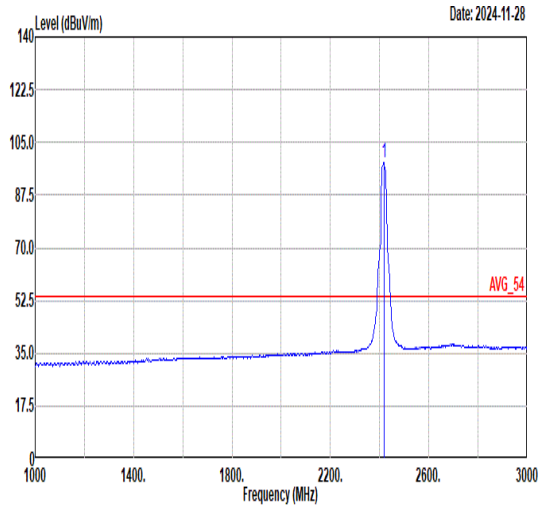 Freq Level Limit Line Margin (dB) Read Level Ant Factor Cable Loss Preamp Factor APos TPos Remark MHz dBuV/m dBuV/m dBuV dB/m dB dB cm deg 1 2417.00 98.09 ------ ------ 92.28 30.63 7.81 32.63 295 76 AVERAGE

Mode	32	
	Band Edge	
	2400-2483.5_802.11ax HE20_CH10_2457MHz	
ANT	1	
Pol.	Horizontal	Fundamental
Peak	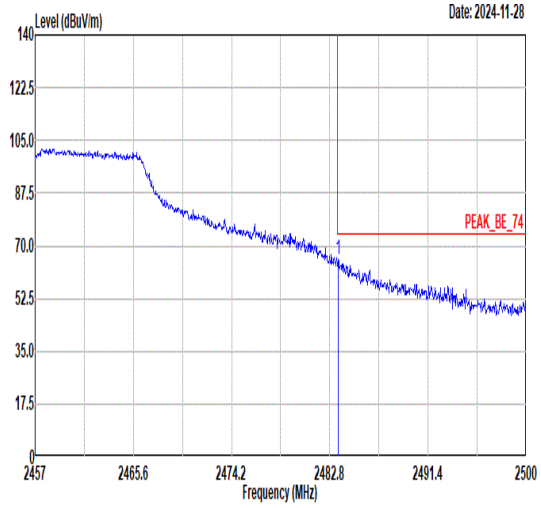 Freq Level Limit Line Margin (dB) Read Level Ant Factor Cable Loss Preamp Factor APos TPos Remark 1 2483.53 65.33 74.00 -8.67 59.43 30.63 7.88 32.61 318 256 PEAK	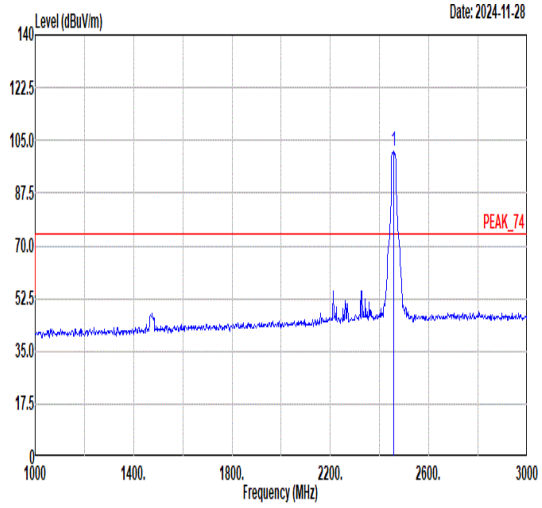 Freq Level Limit Line Margin (dB) Read Level Ant Factor Cable Loss Preamp Factor APos TPos Remark 1 2457.00 101.56 ------ ------ 95.65 30.68 7.85 32.62 318 256 PEAK
Avg	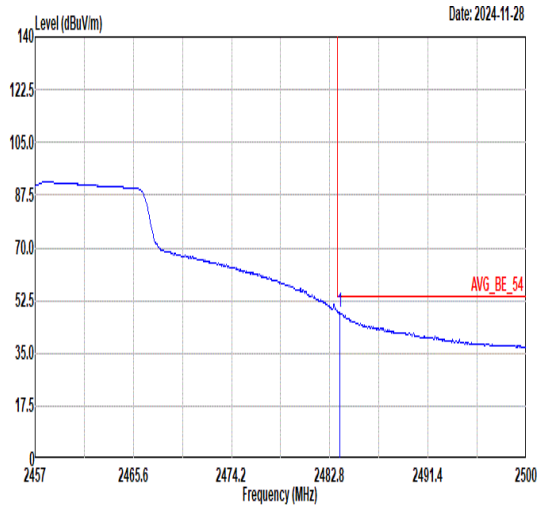 Freq Level Limit Line Margin (dB) Read Level Ant Factor Cable Loss Preamp Factor APos TPos Remark 1 2483.66 48.77 54.00 -5.23 42.87 30.63 7.88 32.61 318 256 AVERAGE	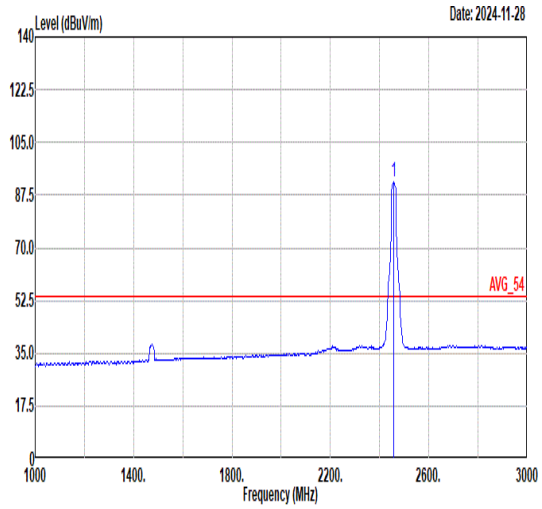 Freq Level Limit Line Margin (dB) Read Level Ant Factor Cable Loss Preamp Factor APos TPos Remark 1 2457.00 91.80 ------ ------ 85.89 30.68 7.85 32.62 318 256 AVERAGE

Mode	32	
	Band Edge	
	2400-2483.5_802.11ax HE20_CH10_2457MHz	
ANT	1	
Pol.	Vertical	Fundamental
Peak	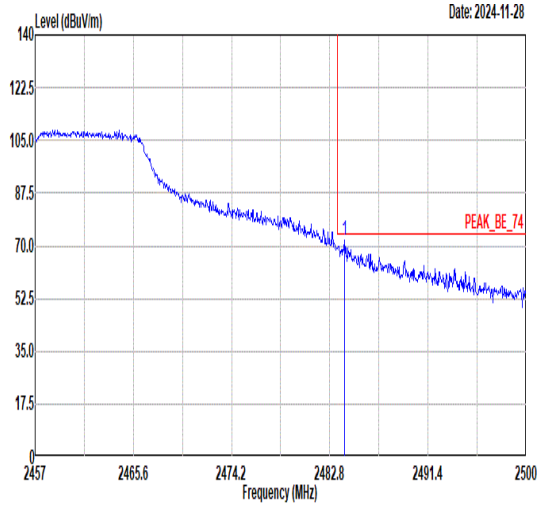 Freq Level Limit Line Margin Read Level Ant Factor Cable Loss Preamp Factor APos TPos Remark MHz dBuV/m dBuV/m dB dBuV dB/m dB dB cm deg 1 2484.09 71.63 74.00 -2.37 65.73 30.63 7.88 32.61 344 76 PEAK	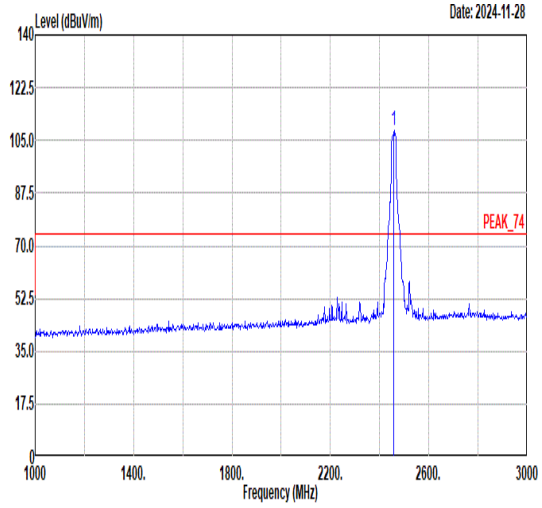 Freq Level Limit Line Margin Read Level Ant Factor Cable Loss Preamp Factor APos TPos Remark MHz dBuV/m dBuV/m dB dBuV dB/m dB dB cm deg 1 2457.00 108.04 ------ ------ 102.12 30.68 7.86 32.62 344 76 PEAK
Avg	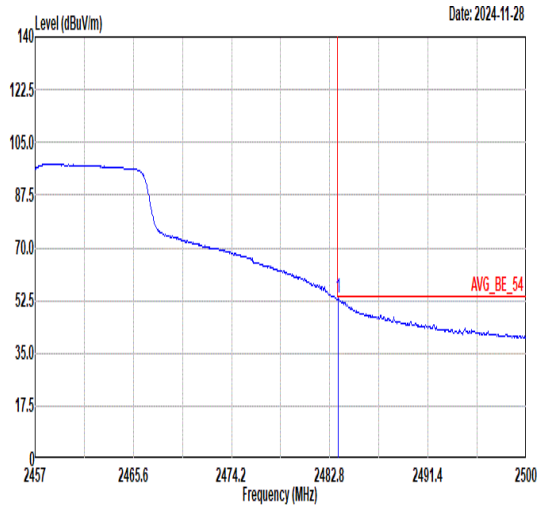 Freq Level Limit Line Margin Read Level Ant Factor Cable Loss Preamp Factor APos TPos Remark MHz dBuV/m dBuV/m dB dBuV dB/m dB dB cm deg 1 2483.53 53.29 54.00 -0.71 47.39 30.63 7.88 32.61 344 76 AVERAGE	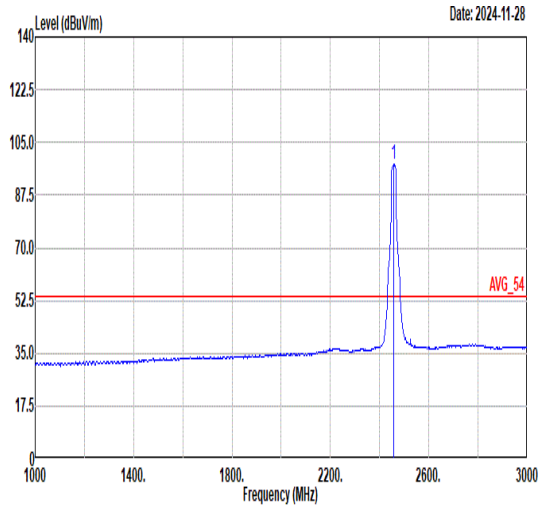 Freq Level Limit Line Margin Read Level Ant Factor Cable Loss Preamp Factor APos TPos Remark MHz dBuV/m dBuV/m dB dBuV dB/m dB dB cm deg 1 2457.00 97.89 ------ ------ 91.98 30.68 7.85 32.62 344 76 AVERAGE

Mode	33	
	Band Edge - L	
	2400-2483.5_802.11ax HE40_CH04_2427MHz	
ANT	1	
Pol.	Horizontal	Fundamental
Peak	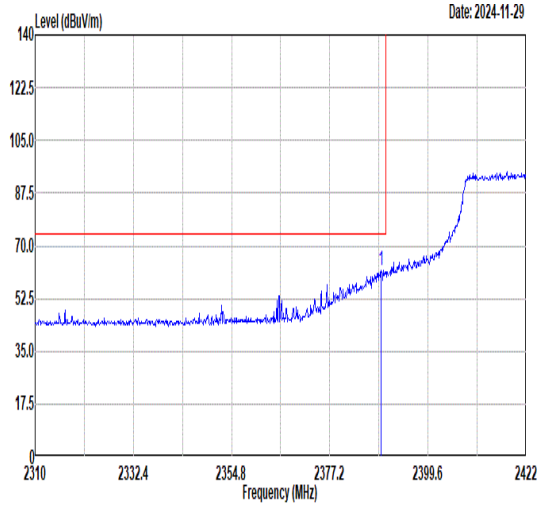 Freq Level Limit Line Margin (dB) Read Level Ant Factor Cable Loss Preamp Factor APos TPos Remark MHz dBuV/m dBuV/m dBuV dB/m dB dB cm deg 1 2388.96 61.91 74.00 -12.09 56.19 30.60 7.76 32.64 347 253 PEAK	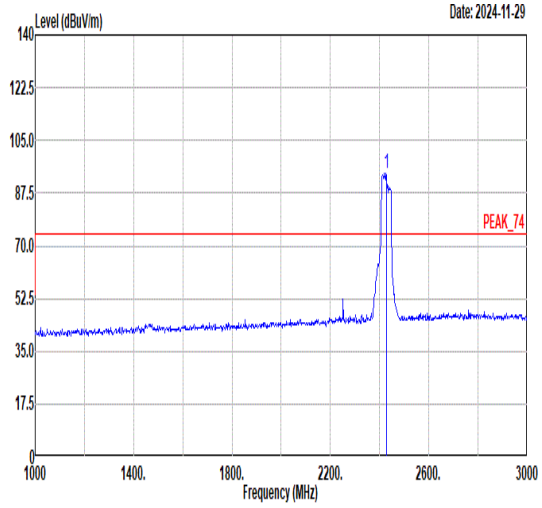 Freq Level Limit Line Margin (dB) Read Level Ant Factor Cable Loss Preamp Factor APos TPos Remark MHz dBuV/m dBuV/m dBuV dB/m dB dB cm deg 1 2427.00 94.17 ------ ------ 88.34 30.64 7.82 32.63 347 253 PEAK
Avg	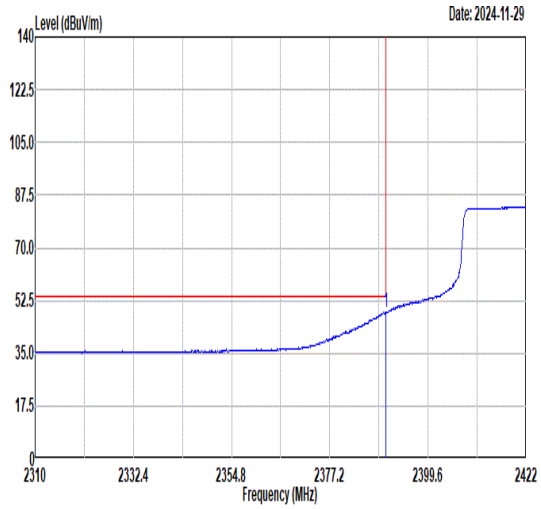 Freq Level Limit Line Margin (dB) Read Level Ant Factor Cable Loss Preamp Factor APos TPos Remark MHz dBuV/m dBuV/m dBuV dB/m dB dB cm deg 1 2389.97 48.62 54.00 -5.38 42.90 30.60 7.76 32.64 347 253 AVERAGE	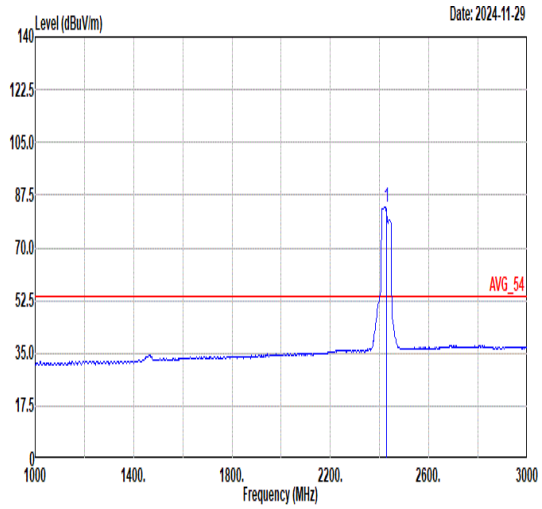 Freq Level Limit Line Margin (dB) Read Level Ant Factor Cable Loss Preamp Factor APos TPos Remark MHz dBuV/m dBuV/m dBuV dB/m dB dB cm deg 1 2427.00 83.58 ------ ------ 77.75 30.64 7.82 32.63 347 253 AVERAGE

Mode	33	
	Band Edge - R	
	2400-2483.5_802.11ax HE40_CH04_2427MHz	
ANT	1	
Pol.	Horizontal	Fundamental
Peak	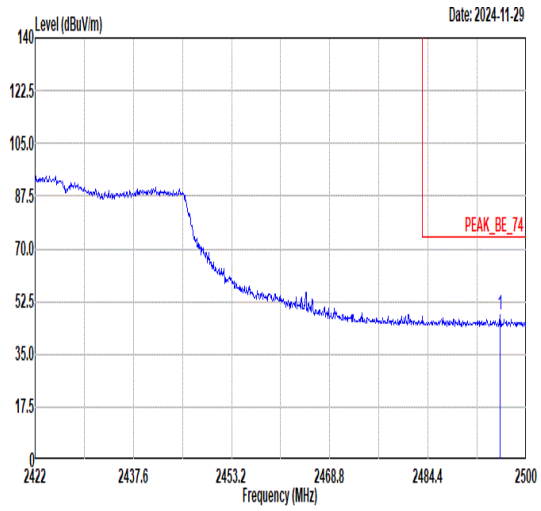 Freq Level Limit Line Margin (dB) Read Level Ant Factor Cable Loss Preamp Factor APos TPos Remark MHz dBuV/m dBuV/m dBuV dB/m dB dB cm deg 1 2495.79 47.83 74.00 -26.17 41.93 30.61 7.89 32.60 347 253 PEAK	Blank
Avg	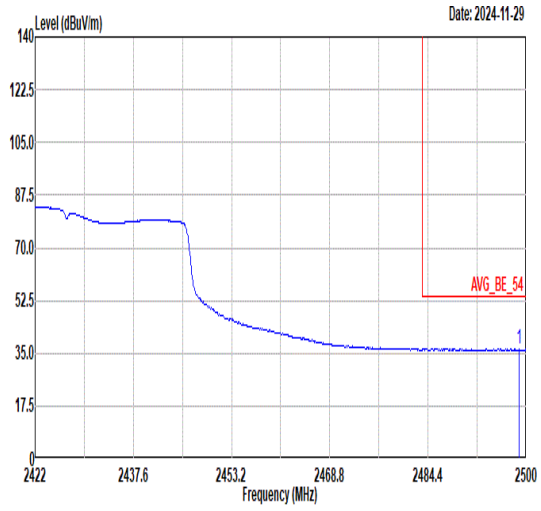 Freq Level Limit Line Margin (dB) Read Level Ant Factor Cable Loss Preamp Factor APos TPos Remark MHz dBuV/m dBuV/m dBuV dB/m dB dB cm deg 1 2498.83 36.41 54.00 -17.59 30.52 30.60 7.89 32.60 347 253 AVERAGE	Blank

Mode	33	
	Band Edge - L	
	2400-2483.5_802.11ax HE40_CH04_2427MHz	
ANT	1	
Pol.	Vertical	Fundamental
Peak	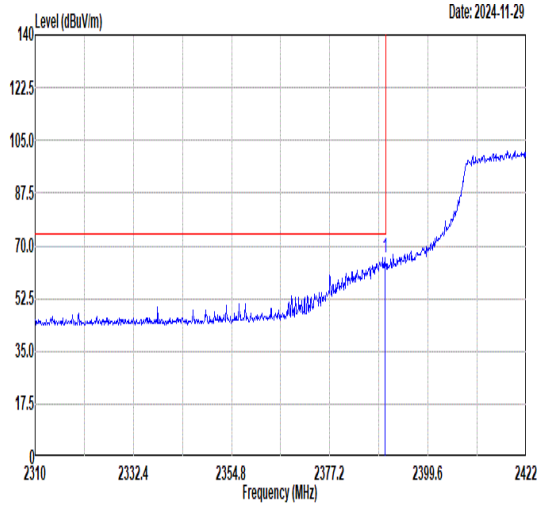 Freq Level Limit Line Margin (dB) Read Level Ant Factor Cable Loss Preamp Factor APos TPos Remark MHz dBuV/m dBuV/m dBuV dB/m dB dB cm deg 1 2389.74 66.07 74.00 -7.93 60.35 30.60 7.76 32.64 206 77 PEAK	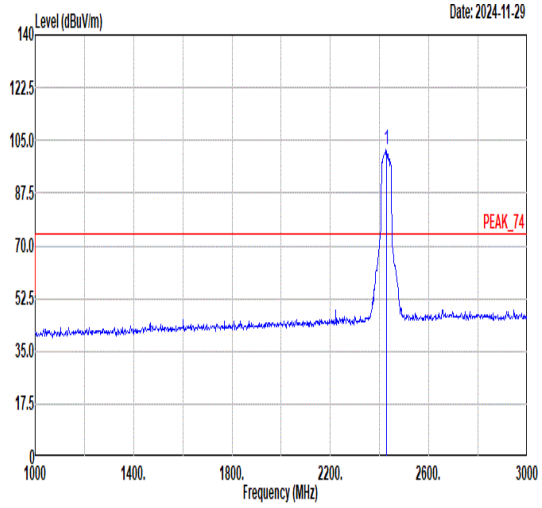 Freq Level Limit Line Margin (dB) Read Level Ant Factor Cable Loss Preamp Factor APos TPos Remark MHz dBuV/m dBuV/m dBuV dB/m dB dB cm deg 1 2427.00 101.85 ------ ------ 96.01 30.65 7.82 32.63 206 77 PEAK
Avg	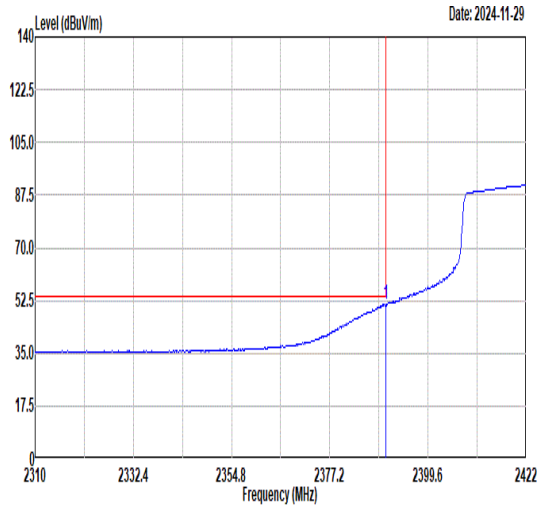 Freq Level Limit Line Margin (dB) Read Level Ant Factor Cable Loss Preamp Factor APos TPos Remark MHz dBuV/m dBuV/m dBuV dB/m dB dB cm deg 1 2389.97 51.17 54.00 -2.83 45.45 30.60 7.76 32.64 206 77 AVERAGE	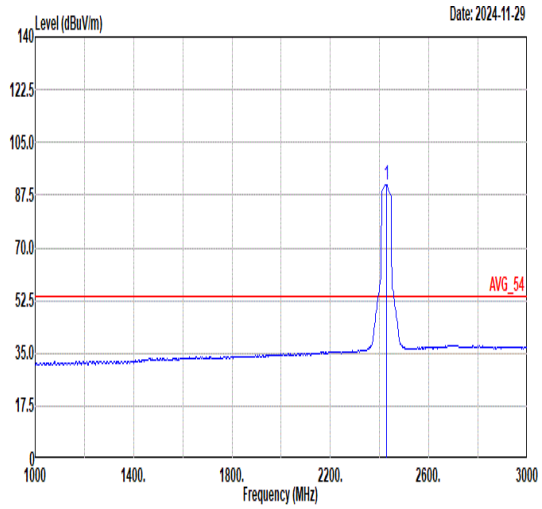 Freq Level Limit Line Margin (dB) Read Level Ant Factor Cable Loss Preamp Factor APos TPos Remark MHz dBuV/m dBuV/m dBuV dB/m dB dB cm deg 1 2427.00 91.13 ------ ------ 85.29 30.65 7.82 32.63 206 77 AVERAGE

Mode	33	
	Band Edge - R	
	2400-2483.5_802.11ax HE40_CH04_2427MHz	
ANT	1	
Pol.	Vertical	Fundamental
Peak	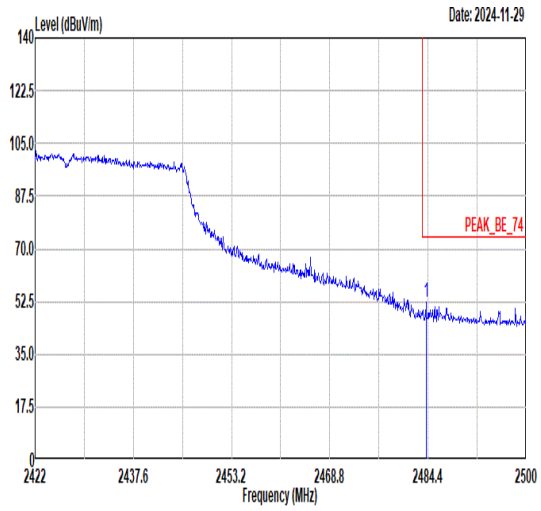 Freq Level Limit Line Margin (dB) Read Level Ant Factor Cable Loss Preamp Factor APos TPos Remark MHz dBuV/m dBuV/m dBuV dB/m dB dB cm deg 1 2484.09 52.24 74.00 -21.76 46.34 30.63 7.88 32.61 206 77 PEAK	Blank
Avg	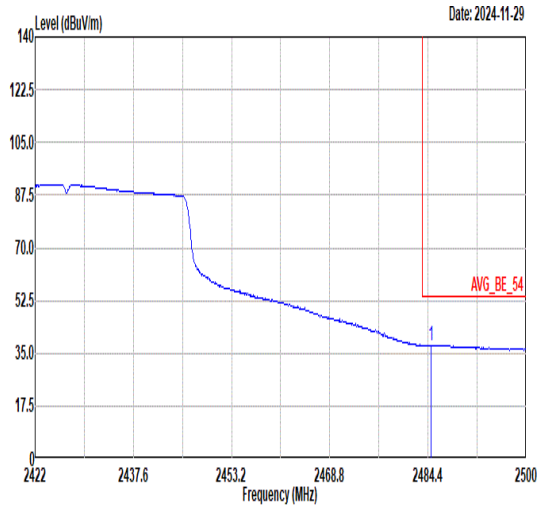 Freq Level Limit Line Margin (dB) Read Level Ant Factor Cable Loss Preamp Factor APos TPos Remark MHz dBuV/m dBuV/m dBuV dB/m dB dB cm deg 1 2484.87 37.70 54.00 -16.30 31.80 30.63 7.88 32.61 206 77 AVERAGE	Blank

Mode	34	
	Band Edge - L	
	2400-2483.5_802.11ax HE40_CH08_2447MHz	
ANT	1	
Pol.	Horizontal	Fundamental
Peak	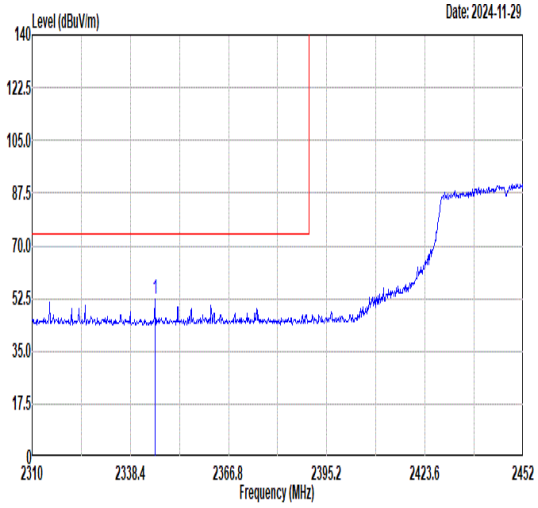 Freq Level Limit Line Margin (dB) Read Level Ant Factor Cable Loss Preamp Factor APos TPos Remark 1 2345.50 52.38 74.00 -21.62 46.80 30.60 7.64 32.66 363 255 PEAK	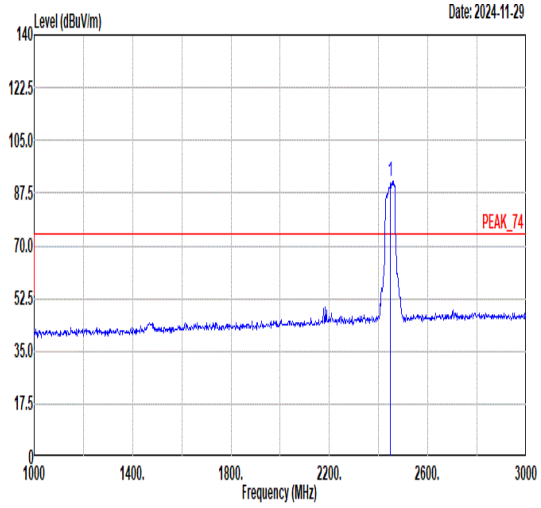 Freq Level Limit Line Margin (dB) Read Level Ant Factor Cable Loss Preamp Factor APos TPos Remark 1 2447.00 91.46 ------ ------ 85.54 30.68 7.86 32.62 363 255 PEAK
Avg	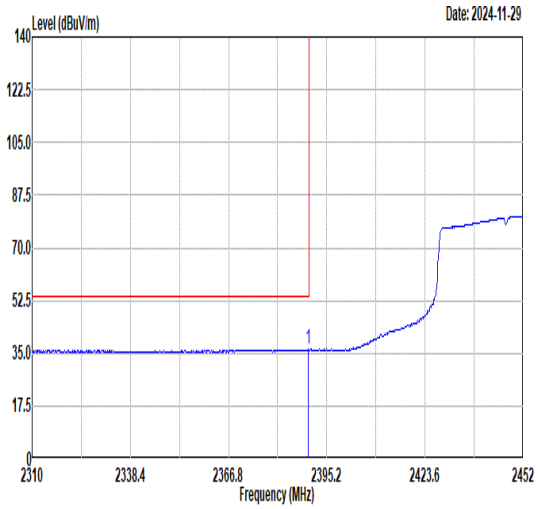 Freq Level Limit Line Margin (dB) Read Level Ant Factor Cable Loss Preamp Factor APos TPos Remark 1 2389.80 36.22 54.00 -17.78 30.50 30.60 7.76 32.64 363 255 AVERAGE	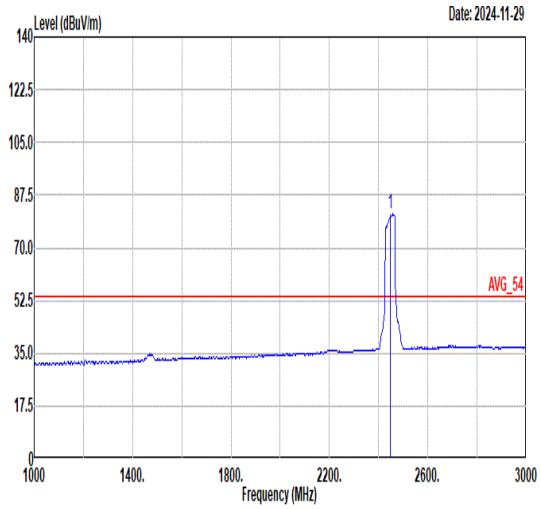 Freq Level Limit Line Margin (dB) Read Level Ant Factor Cable Loss Preamp Factor APos TPos Remark 1 2447.00 81.15 ------ ------ 75.24 30.68 7.85 32.62 363 255 AVERAGE

Mode	34	
	Band Edge - R	
	2400-2483.5_802.11ax HE40_CH08_2447MHz	
ANT	1	
Pol.	Horizontal	Fundamental
Peak	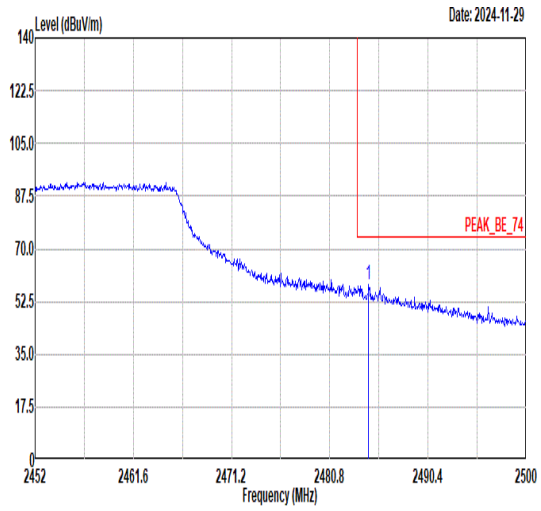 Freq Level Limit Line Margin (dB) Read Level Ant Factor Cable Loss Preamp Factor APos TPos Remark MHz dBuV/m dBuV/m dBuV dB/m dB dB cm deg 1 2484.59 57.95 74.00 -16.05 52.05 30.63 7.88 32.61 363 255 PEAK	Blank
Avg	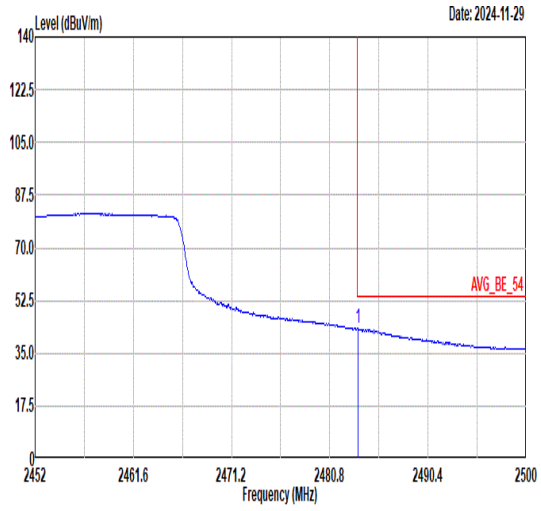 Freq Level Limit Line Margin (dB) Read Level Ant Factor Cable Loss Preamp Factor APos TPos Remark MHz dBuV/m dBuV/m dBuV dB/m dB dB cm deg 1 2483.54 43.08 54.00 -10.92 37.18 30.63 7.88 32.61 363 255 AVERAGE	Blank

Mode	34	
	Band Edge - L	
	2400-2483.5_802.11ax HE40_CH08_2447MHz	
ANT	1	
Pol.	Vertical	Fundamental
Peak	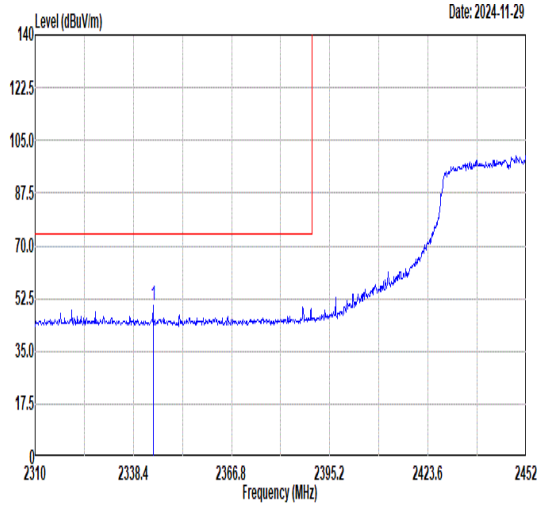 Freq Level Limit Line Margin (dB) Read Level Ant Factor Cable Loss Preamp Factor APos TPos Remark 1 2344.08 50.04 74.00 -23.96 44.47 30.60 7.63 32.66 216 69 PEAK	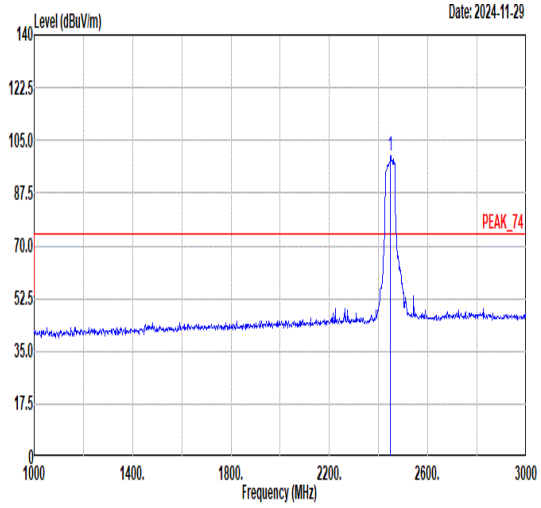 Freq Level Limit Line Margin (dB) Read Level Ant Factor Cable Loss Preamp Factor APos TPos Remark 1 2447.00 99.65 ------ ------ 93.73 30.70 7.84 32.62 216 69 PEAK
Avg	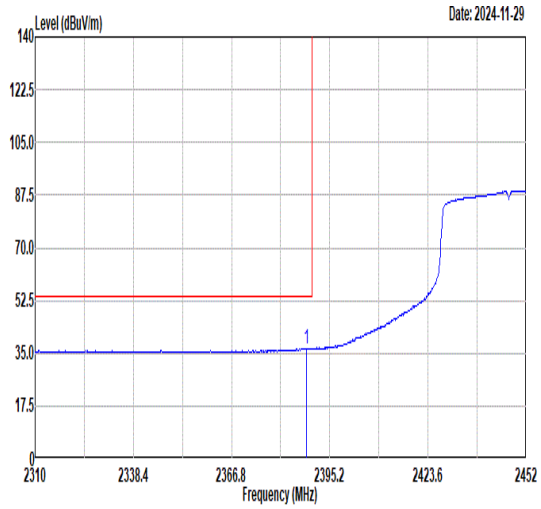 Freq Level Limit Line Margin (dB) Read Level Ant Factor Cable Loss Preamp Factor APos TPos Remark 1 2388.38 36.71 54.00 -17.29 30.99 30.60 7.76 32.64 216 69 AVERAGE	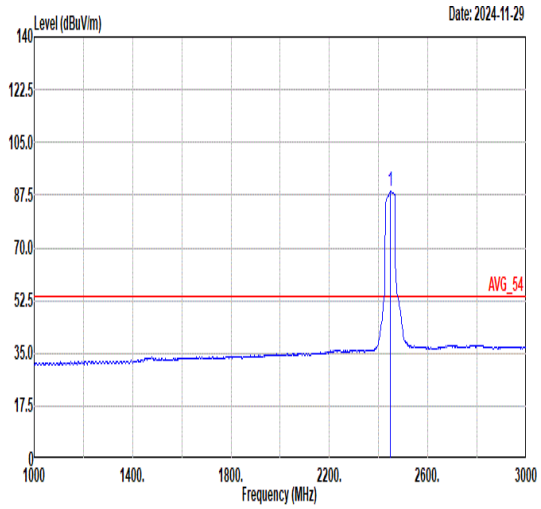 Freq Level Limit Line Margin (dB) Read Level Ant Factor Cable Loss Preamp Factor APos TPos Remark 1 2447.00 88.82 ------ ------ 82.90 30.70 7.84 32.62 216 69 AVERAGE

Mode	34	
	Band Edge - R	
	2400-2483.5_802.11ax HE40_CH08_2447MHz	
ANT	1	
Pol.	Vertical	Fundamental
Peak	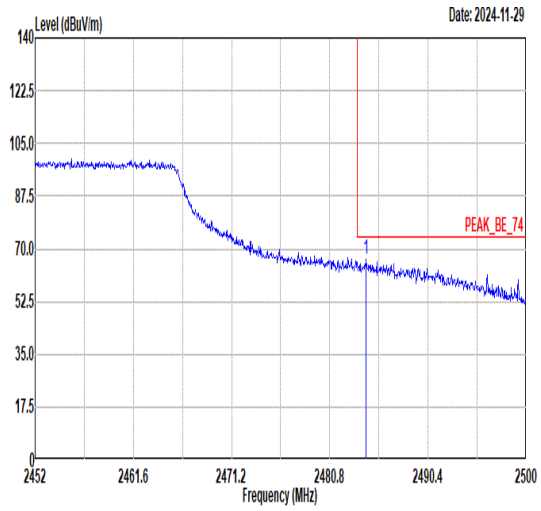 Freq Level Limit Line Margin (dB) Read Level Ant Factor Cable Loss Preamp Factor APos TPos Remark MHz dBuV/m dBuV/m dBuV dB/m dB dB cm deg 1 2484.35 66.39 74.00 -7.61 60.49 30.63 7.88 32.61 216 69 PEAK	Blank
Avg	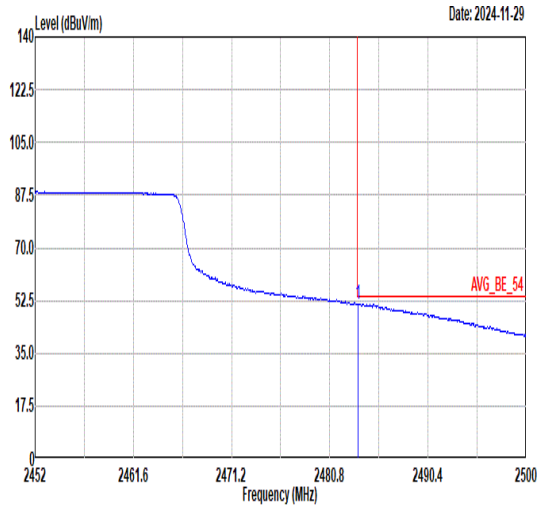 Freq Level Limit Line Margin (dB) Read Level Ant Factor Cable Loss Preamp Factor APos TPos Remark MHz dBuV/m dBuV/m dBuV dB/m dB dB cm deg 1 2483.58 51.37 54.00 -2.63 45.47 30.63 7.88 32.61 216 69 AVERAGE	Blank

Appendix D. Duty Cycle Plots

Band	Duty Cycle(%)	T(ms)	1/T(kHz)	VBW Setting
802.11b	99.64	-	-	10Hz
802.11g	91.50	1.4	0.714	1KHz
802.11n HT20	91.50	1.4	0.714	1KHz
802.11n HT40	91.50	1.4	0.714	1KHz
802.11ax HE20	98.98	-	-	10Hz
802.11ax HE40	98.98	-	-	10Hz

802.11b

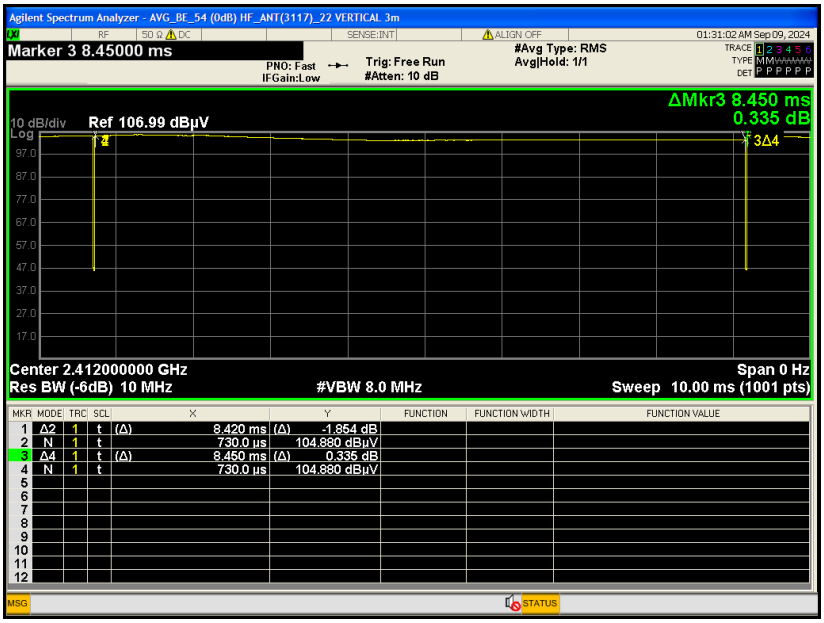

802.11g

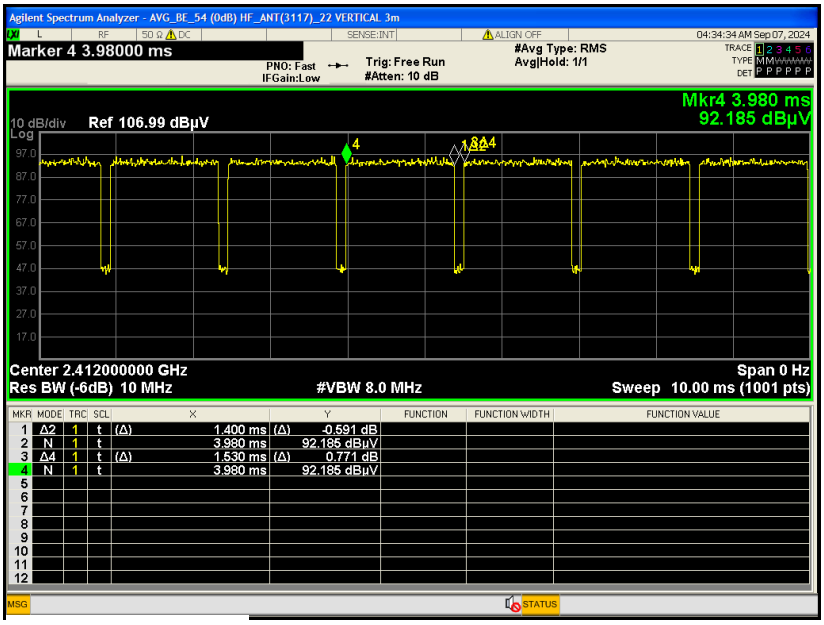

802.11n HT20

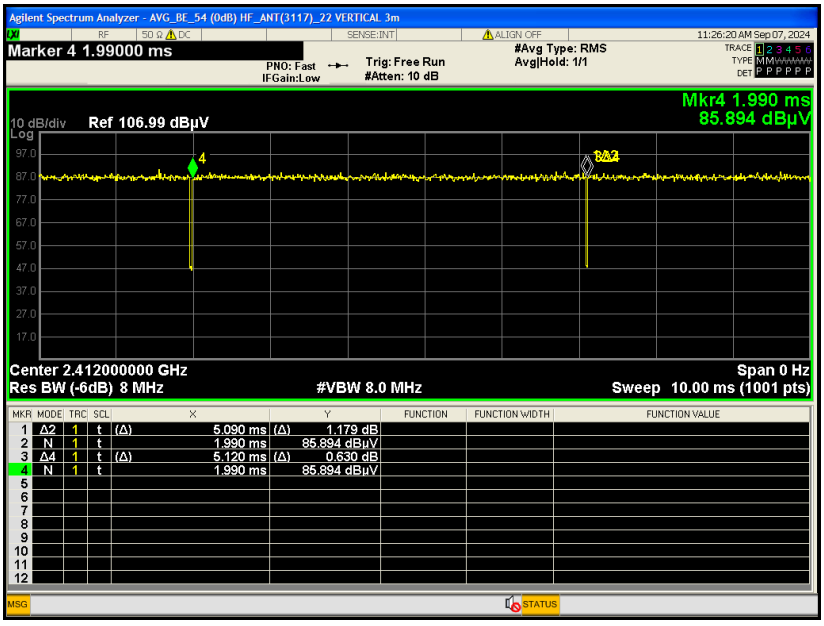

802.11n HT40

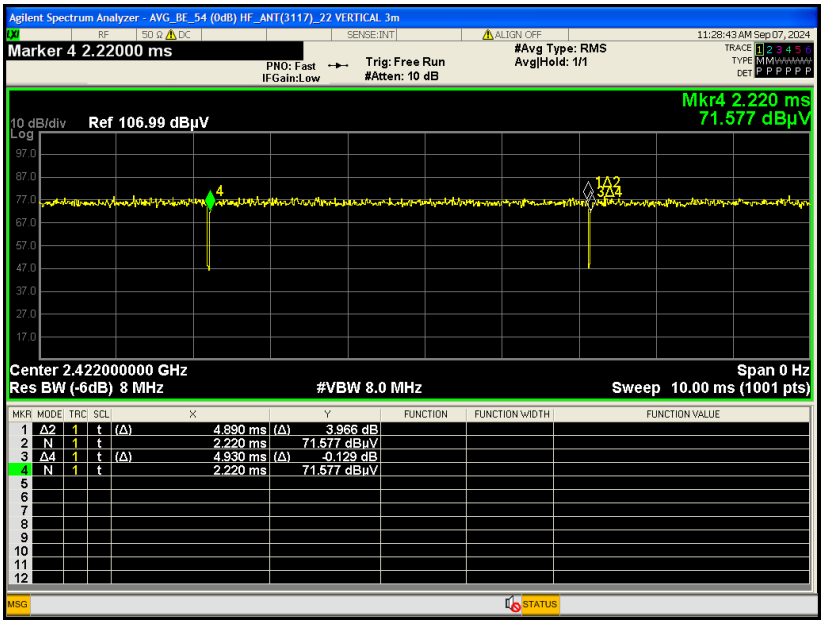

802.11ax HE20

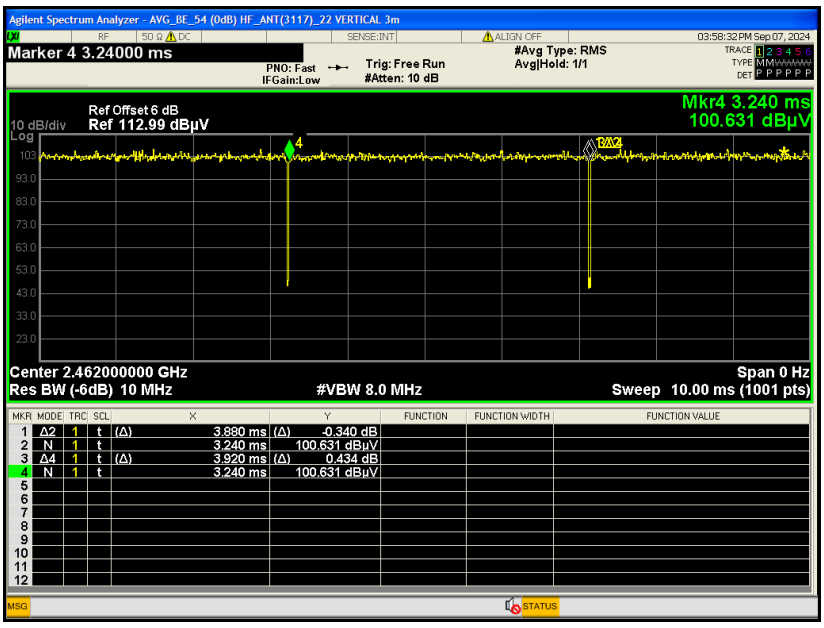
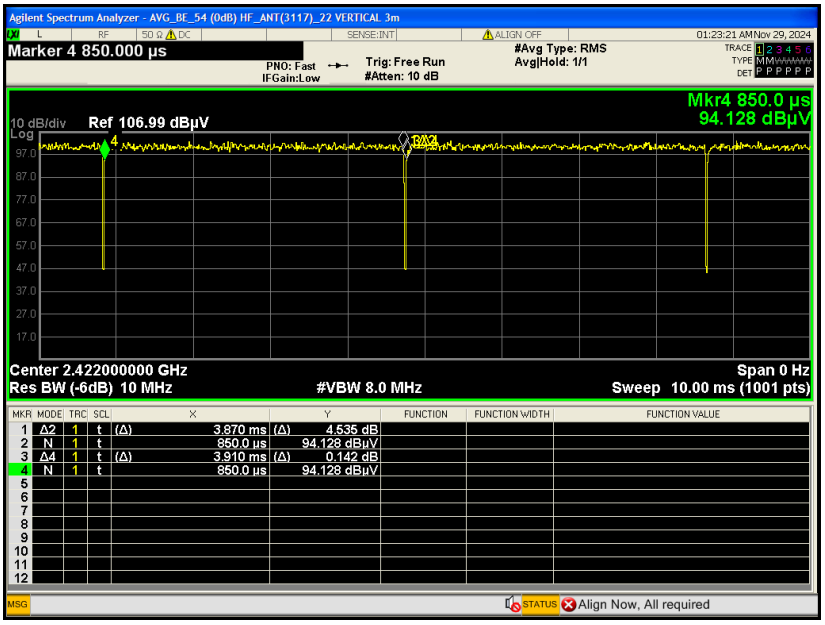
802.11ax HE40