Mode	159	
	Band Edge - L	
	U-NII-2A_5.25-5.35_802.11be EHT80_CH58_Large RU 484+242❶_5290MHz	
ANT	CDD	
Pol.	Vertical	Fundamental
Peak	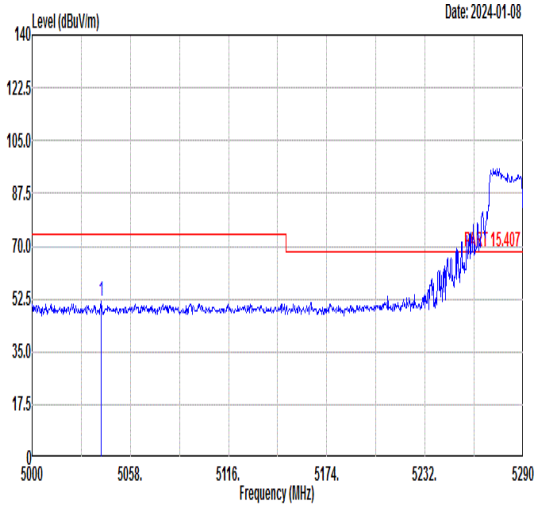 Freq Level Limit Line Margin (dB) Read Level Ant Factor Cable Loss Preamp Factor APos TPos Remark MHz dBuV/m dBuV/m dBuV dB/m dB dB cm deg 1 5040.89 51.89 74.00 -22.11 40.02 36.18 8.33 32.64 368 192 PEAK	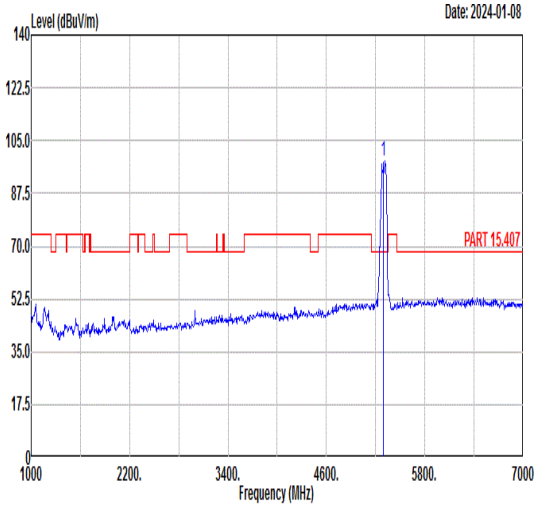 Freq Level Limit Line Margin (dB) Read Level Ant Factor Cable Loss Preamp Factor APos TPos Remark MHz dBuV/m dBuV/m dBuV dB/m dB dB cm deg 1 5290.00 98.01 ------ ------ 85.08 36.01 9.18 32.26 368 192 PEAK
Avg	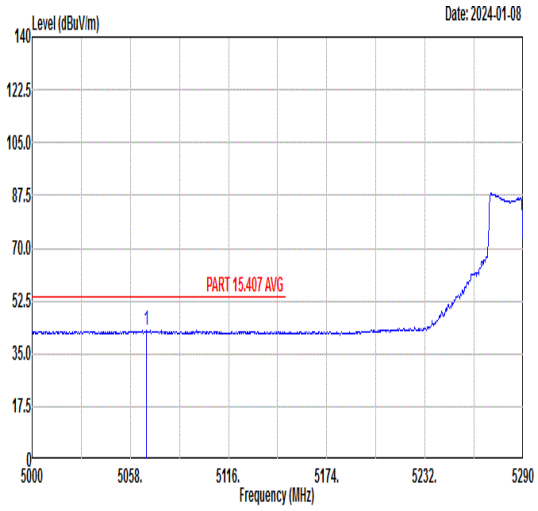 Freq Level Limit Line Margin (dB) Read Level Ant Factor Cable Loss Preamp Factor APos TPos Remark MHz dBuV/m dBuV/m dBuV dB/m dB dB cm deg 1 5067.57 42.63 54.00 -11.37 30.70 36.16 8.38 32.61 368 192 AVERAGE	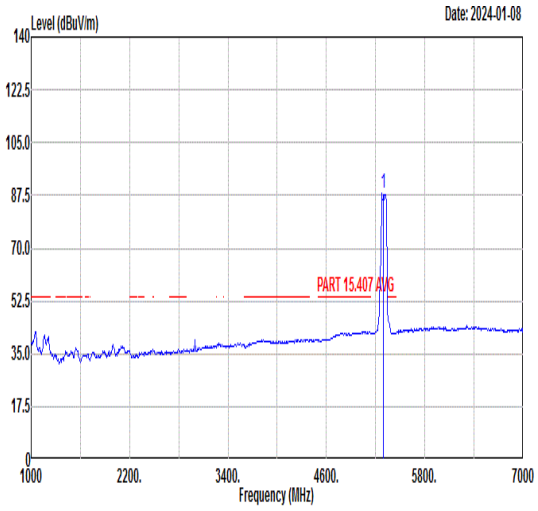 Freq Level Limit Line Margin (dB) Read Level Ant Factor Cable Loss Preamp Factor APos TPos Remark MHz dBuV/m dBuV/m dBuV dB/m dB dB cm deg 1 5290.00 88.09 ------ ------ 75.41 36.04 8.96 32.32 368 192 AVERAGE

Mode	159	
	Band Edge - R	
	U-NII-2A_5.25-5.35_802.11be EHT80_CH58_Large RU 484+242❶_5290MHz	
ANT	CDD	
Pol.	Vertical	Fundamental
Peak	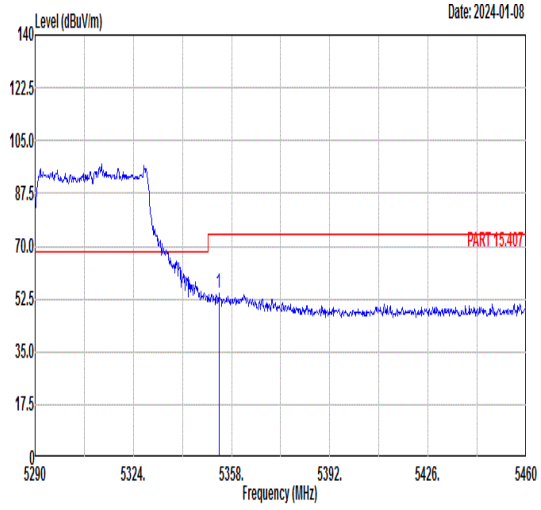 Freq Level Limit Line Margin (dB) Read Level Ant Factor Cable Loss Preamp Factor APos TPos Remark MHz dBuV/m dBuV/m dBuV dB/m dB dB cm deg 1 5353.58 54.33 74.00 -19.67 41.16 35.99 9.38 32.20 368 192 PEAK	Blank
Avg	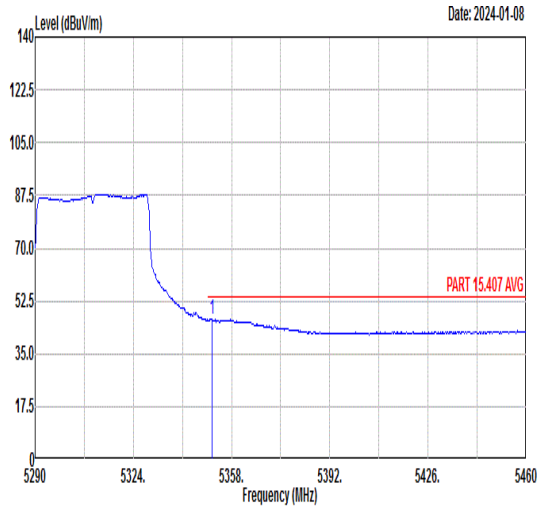 Freq Level Limit Line Margin (dB) Read Level Ant Factor Cable Loss Preamp Factor APos TPos Remark MHz dBuV/m dBuV/m dBuV dB/m dB dB cm deg 1 5351.20 46.49 54.00 -7.51 33.34 35.99 9.37 32.21 368 192 AVERAGE	Blank

Mode	160	
	Band Edge - L	
	U-NII-2C_5.47-5.725_802.11be EHT80_CH106_Large RU 484+242 5530MHz	
ANT	CDD	
Pol.	Horizontal	Fundamental
Peak	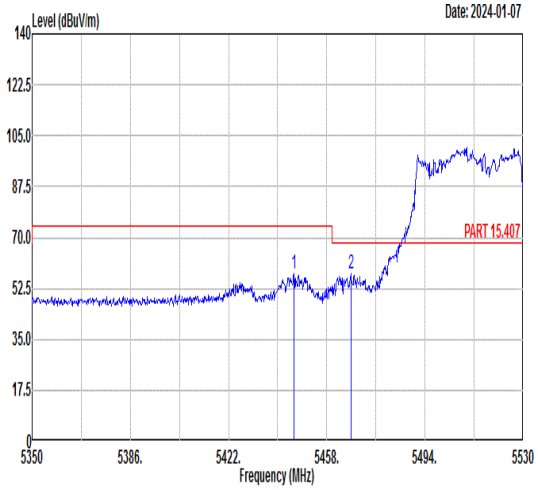 Freq Level Limit Line Margin (dB) Read Level Ant Factor Cable Loss Preamp Factor APos TPos Remark MHz dBuV/m dBuV/m dBuV dB/m dB dB cm deg 1 5445.94 57.69 74.00 -16.31 44.16 35.93 9.68 32.08 100 212 PEAK 2 5466.82 57.38 68.30 -10.92 43.82 35.92 9.69 32.05 100 212 PEAK	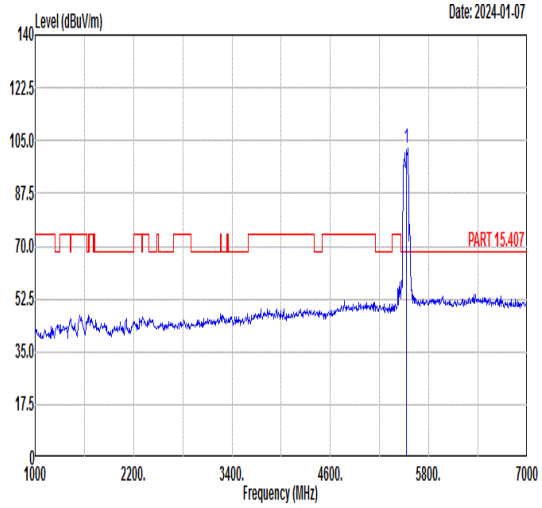 Freq Level Limit Line Margin (dB) Read Level Ant Factor Cable Loss Preamp Factor APos TPos Remark MHz dBuV/m dBuV/m dBuV dB/m dB dB cm deg 1 5530.00 102.32 ------ ------ 88.67 35.97 9.73 32.05 100 212 PEAK
Avg	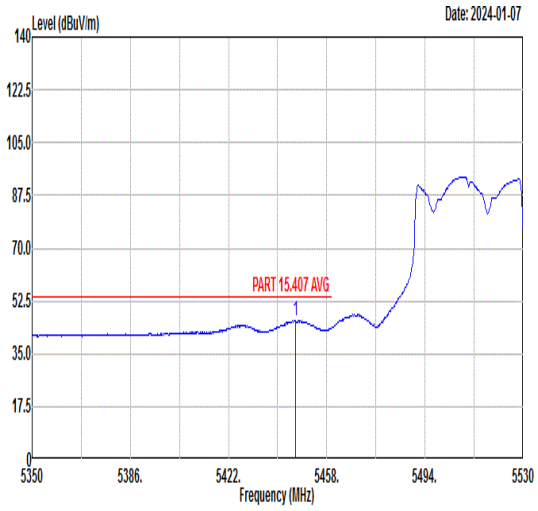 Freq Level Limit Line Margin (dB) Read Level Ant Factor Cable Loss Preamp Factor APos TPos Remark MHz dBuV/m dBuV/m dBuV dB/m dB dB cm deg 1 5446.48 45.90 54.00 -8.10 32.36 35.93 9.68 32.07 100 212 AVERAGE	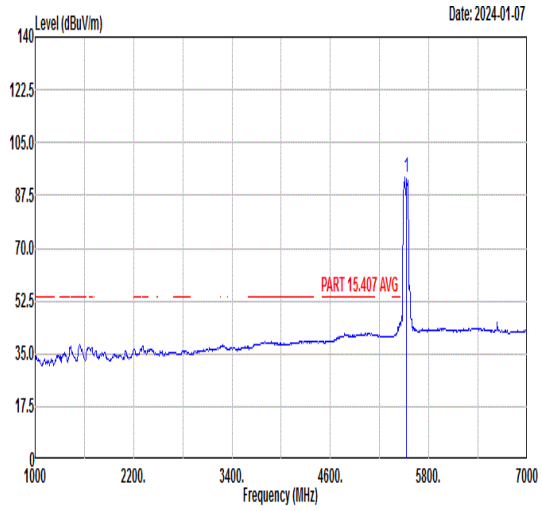 Freq Level Limit Line Margin (dB) Read Level Ant Factor Cable Loss Preamp Factor APos TPos Remark MHz dBuV/m dBuV/m dBuV dB/m dB dB cm deg 1 5530.00 93.33 ------ ------ 79.72 35.91 9.71 32.01 100 212 AVERAGE

Mode	160	
	Band Edge - R	
	U-NII-2C_5.47-5.725_802.11be EHT80_CH106_Large RU 484+242 5530MHz	
ANT	CDD	
Pol.	Horizontal	Fundamental
Peak	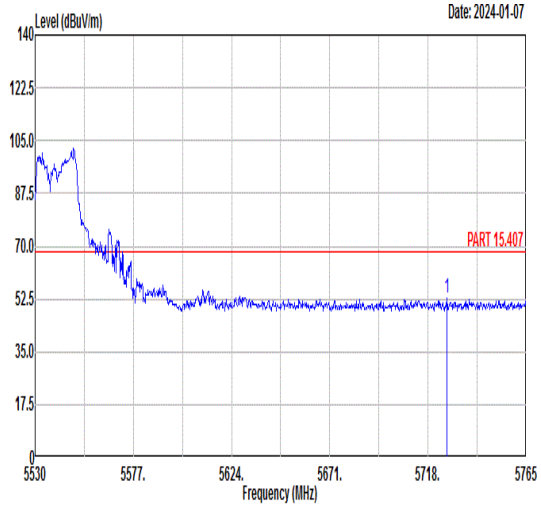 Freq Level Limit Line Margin (dB) Read Level Ant Factor Cable Loss Preamp Factor APos TPos Remark MHz dBuV/m dBuV/m dBuV dB/m dB dB cm deg 1 5727.17 53.00 68.30 -15.30 38.99 36.22 10.02 32.23 100 212 PEAK	Blank

Mode	160	
	Band Edge - L	
	U-NII-2C_5.47-5.725_802.11be EHT80_CH106_Large RU 484+242 5530MHz	
ANT	CDD	
Pol.	Vertical	Fundamental
Peak	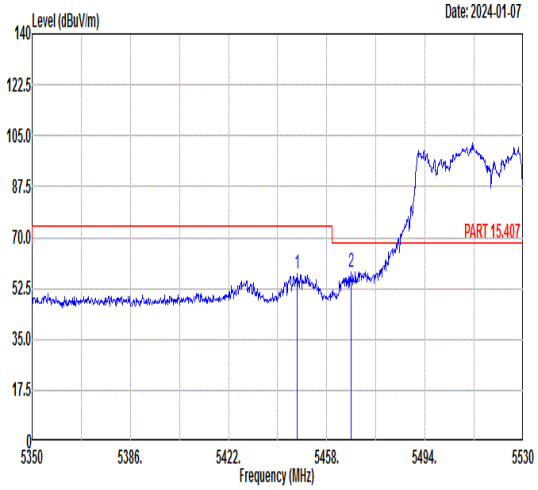 Freq Level Limit Line Margin (dB) Read Level Ant Factor Cable Loss Preamp Factor APos TPos Remark MHz dBuV/m dBuV/m dBuV dB/m dB dB cm deg 1 5447.20 57.49 74.00 -16.51 43.95 35.93 9.68 32.07 315 201 PEAK 2 5466.82 58.24 68.30 -10.06 44.68 35.92 9.69 32.05 315 201 PEAK	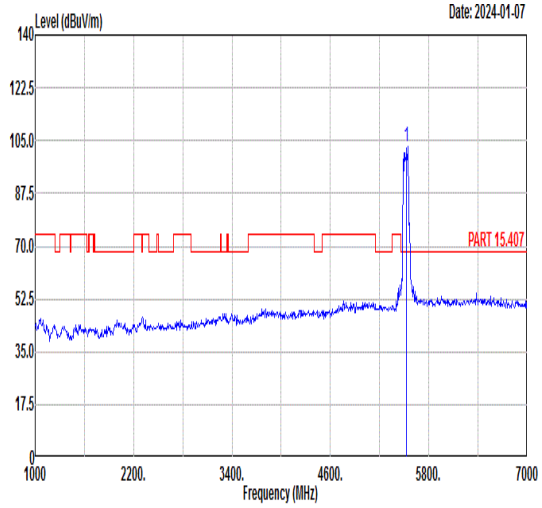 Freq Level Limit Line Margin (dB) Read Level Ant Factor Cable Loss Preamp Factor APos TPos Remark MHz dBuV/m dBuV/m dBuV dB/m dB dB cm deg 1 5530.00 102.87 ------ ------ 89.22 35.97 9.73 32.05 315 201 PEAK
Avg	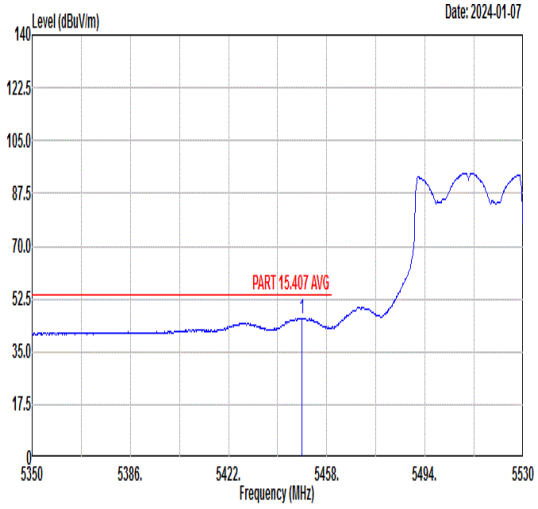 Freq Level Limit Line Margin (dB) Read Level Ant Factor Cable Loss Preamp Factor APos TPos Remark MHz dBuV/m dBuV/m dBuV dB/m dB dB cm deg 1 5449.00 46.20 54.00 -7.80 32.66 35.93 9.68 32.07 315 201 AVERAGE	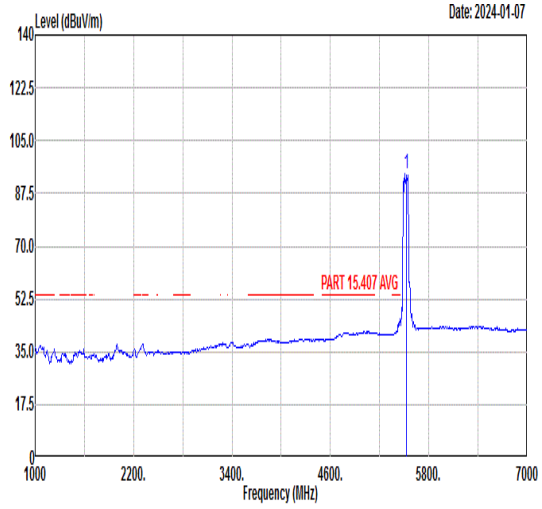 Freq Level Limit Line Margin (dB) Read Level Ant Factor Cable Loss Preamp Factor APos TPos Remark MHz dBuV/m dBuV/m dBuV dB/m dB dB cm deg 1 5530.00 94.01 ------ ------ 80.39 35.92 9.71 32.01 315 201 AVERAGE

Mode	160	
	Band Edge - R	
	U-NII-2C_5.47-5.725_802.11be EHT80_CH106_Large RU 484+242 5530MHz	
ANT	CDD	
Pol.	Vertical	Fundamental
Peak	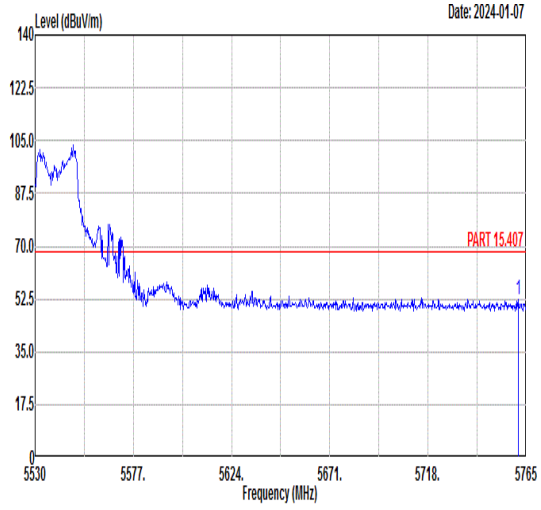 Freq Level Limit Line Margin (dB) Read Level Ant Factor Cable Loss Preamp Factor APos TPos Remark MHz dBuV/m dBuV/m dBuV dB/m dB dB cm deg 1 5761.24 52.50 68.30 -15.80 38.40 36.27 10.09 32.26 315 201 PEAK	Blank

Mode	161	
	Band Edge - L	
	U-NII-2C_5.47-5.725_802.11be EHT80_CH122_Large RU 484+242❶_5610MHz	
ANT	CDD	
Pol.	Horizontal	Fundamental
Peak	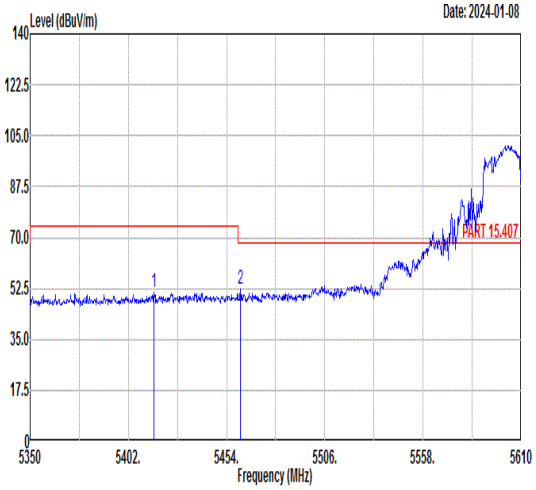 Freq Level Limit Line Margin (dB) Read Level Ant Factor Cable Loss Preamp Factor APos TPos Remark MHz dBuV/m dBuV/m dBuV dB/m dB dB cm deg 1 5415.52 51.06 74.00 -22.94 37.57 35.95 9.66 32.12 101 111 PEAK 2 5461.28 52.29 68.30 -16.01 38.73 35.92 9.69 32.05 101 111 PEAK	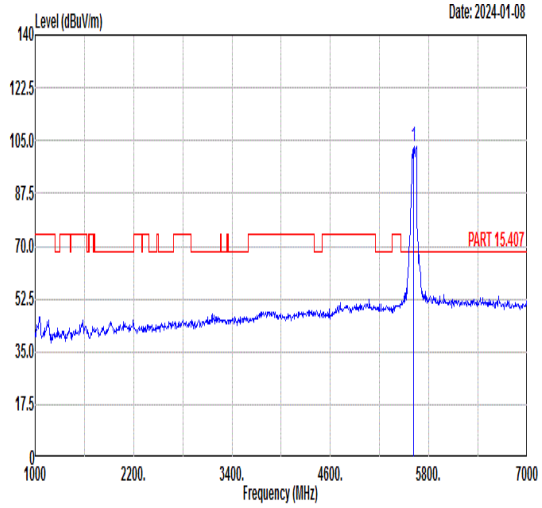 Freq Level Limit Line Margin (dB) Read Level Ant Factor Cable Loss Preamp Factor APos TPos Remark MHz dBuV/m dBuV/m dBuV dB/m dB dB cm deg 1 5610.00 102.91 ------ ------ 89.09 36.11 9.86 32.15 101 111 PEAK
Avg	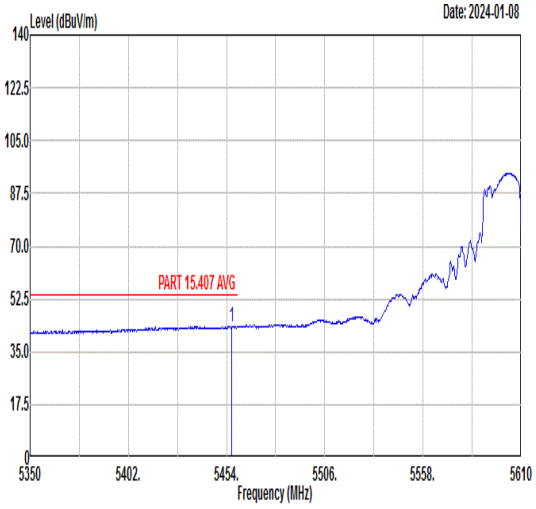 Freq Level Limit Line Margin (dB) Read Level Ant Factor Cable Loss Preamp Factor APos TPos Remark MHz dBuV/m dBuV/m dBuV dB/m dB dB cm deg 1 5456.86 43.47 54.00 -10.53 29.91 35.93 9.69 32.06 101 111 AVERAGE	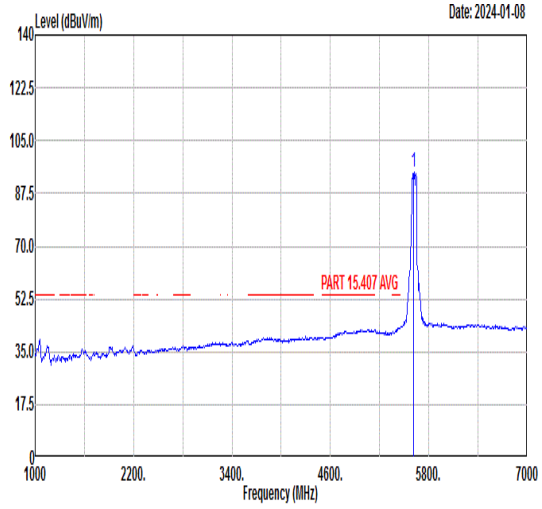 Freq Level Limit Line Margin (dB) Read Level Ant Factor Cable Loss Preamp Factor APos TPos Remark MHz dBuV/m dBuV/m dBuV dB/m dB dB cm deg 1 5610.00 94.75 ------ ------ 80.99 36.08 9.81 32.13 101 111 AVERAGE

Mode	161	
	Band Edge - R	
	U-NII-2C_5.47-5.725_802.11be EHT80_CH122_Large RU 484+242❶_5610MHz	
ANT	CDD	
Pol.	Horizontal	Fundamental
Peak	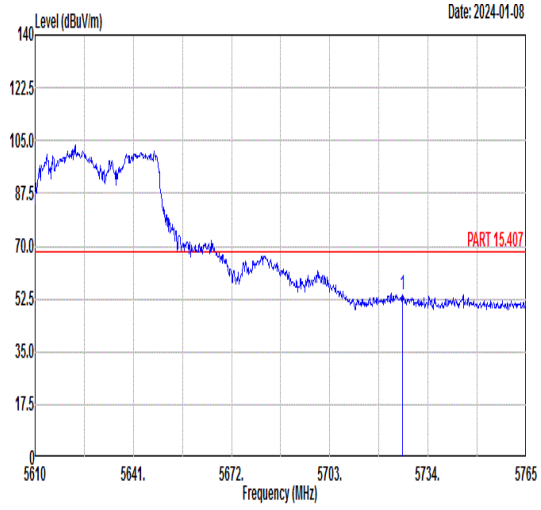 Freq Level Limit Line Margin (dB) Read Level Ant Factor Cable Loss Preamp Factor APos TPos Remark MHz dBuV/m dBuV/m dBuV dB/m dB dB cm deg 1 5725.94 54.01 68.30 -14.29 40.00 36.22 10.02 32.23 101 111 PEAK	Blank

Mode	161	
	Band Edge - L	
	U-NII-2C_5.47-5.725_802.11be EHT80_CH122_Large RU 484+242❶_5610MHz	
ANT	CDD	
Pol.	Vertical	Fundamental
Peak	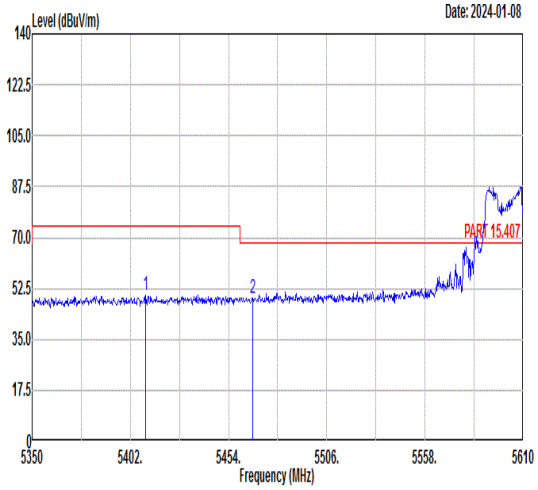 Freq Level Limit Line Margin (dB) Read Level Ant Factor Cable Loss Preamp Factor APos TPos Remark MHz dBuV/m dBuV/m dBuV dB/m dB dB cm deg 1 5410.06 50.03 74.00 -23.97 36.55 35.95 9.66 32.13 113 283 PEAK 2 5466.74 49.35 68.30 -18.95 35.79 35.92 9.69 32.05 113 283 PEAK	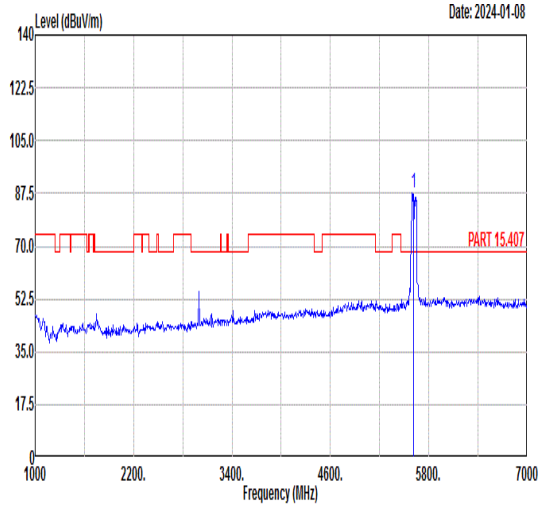 Freq Level Limit Line Margin (dB) Read Level Ant Factor Cable Loss Preamp Factor APos TPos Remark MHz dBuV/m dBuV/m dBuV dB/m dB dB cm deg 1 5610.00 87.48 ------ ------ 73.79 36.03 9.75 32.09 113 283 PEAK
Avg	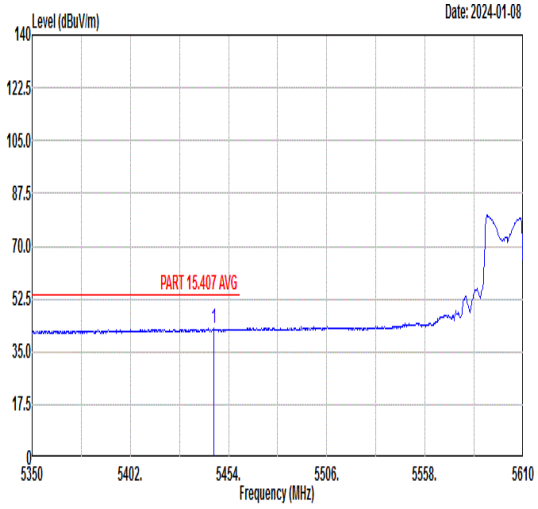 Freq Level Limit Line Margin (dB) Read Level Ant Factor Cable Loss Preamp Factor APos TPos Remark MHz dBuV/m dBuV/m dBuV dB/m dB dB cm deg 1 5446.20 42.64 54.00 -11.36 29.11 35.93 9.68 32.08 113 283 AVERAGE	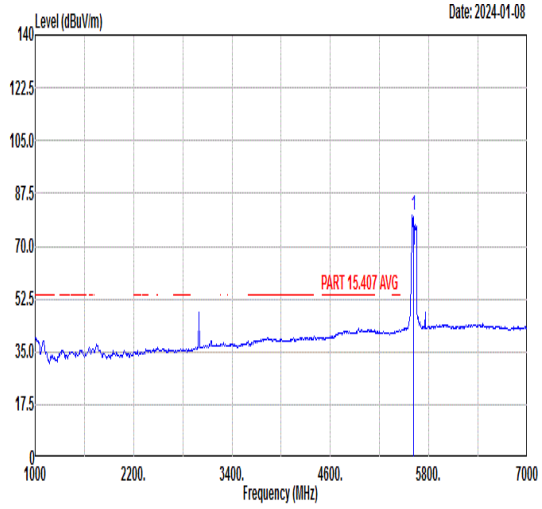 Freq Level Limit Line Margin (dB) Read Level Ant Factor Cable Loss Preamp Factor APos TPos Remark MHz dBuV/m dBuV/m dBuV dB/m dB dB cm deg 1 5610.00 80.12 ------ ------ 66.43 36.03 9.75 32.09 113 283 AVERAGE

Mode	161	
	Band Edge - R	
	U-NII-2C_5.47-5.725_802.11be EHT80_CH122_Large RU 484+242❶_5610MHz	
ANT	CDD	
Pol.	Vertical	Fundamental
Peak	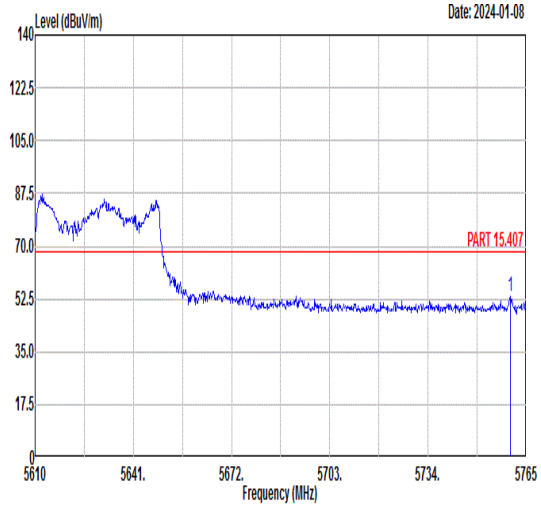 Freq Level Limit Line Margin (dB) Read Level Ant Factor Cable Loss Preamp Factor APos TPos Remark MHz dBuV/m dBuV/m dBuV dB/m dB dB cm deg 1 5759.89 53.47 68.30 -14.83 39.38 36.26 10.09 32.26 113 283 PEAK	Blank

Mode	162	
	Band Edge - L	
	U-NII-2A_5.25-5.35_802.11be EHT160_CH50_Large RU 996+484[redacted]5250MHz	
ANT	CDD	
Pol.	Horizontal	Fundamental
Peak	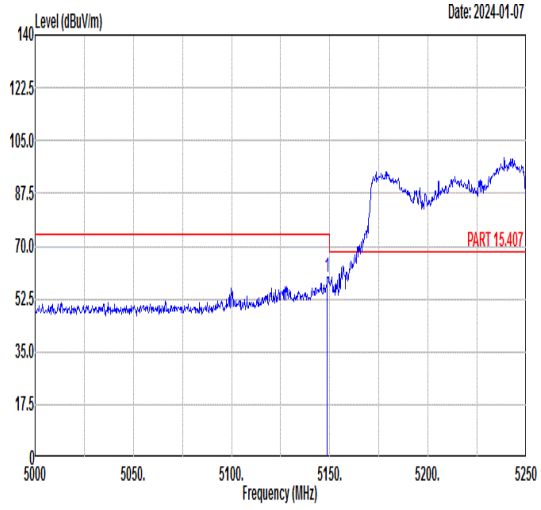 Freq Level Limit Line Margin (dB) Read Level Ant Factor Cable Loss Preamp Factor APos TPos Remark MHz dBuV/m dBuV/m dBuV dB/m dB dB cm deg 1 5148.75 59.70 74.00 -14.30 47.55 36.11 8.53 32.49 400 118 PEAK	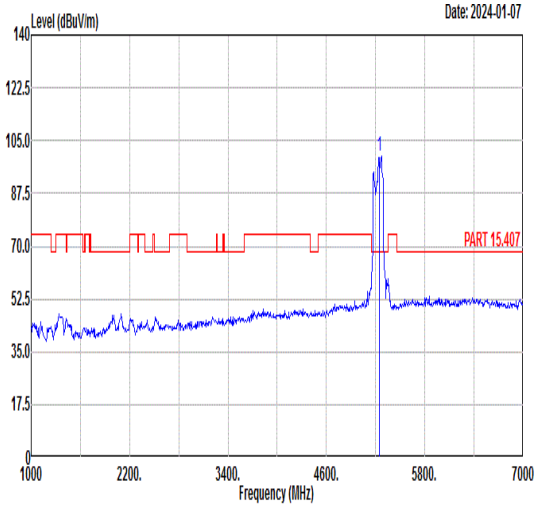 Freq Level Limit Line Margin (dB) Read Level Ant Factor Cable Loss Preamp Factor APos TPos Remark MHz dBuV/m dBuV/m dBuV dB/m dB dB cm deg 1 5250.00 99.74 ------ ------ 87.06 36.04 8.96 32.32 400 118 PEAK
Avg	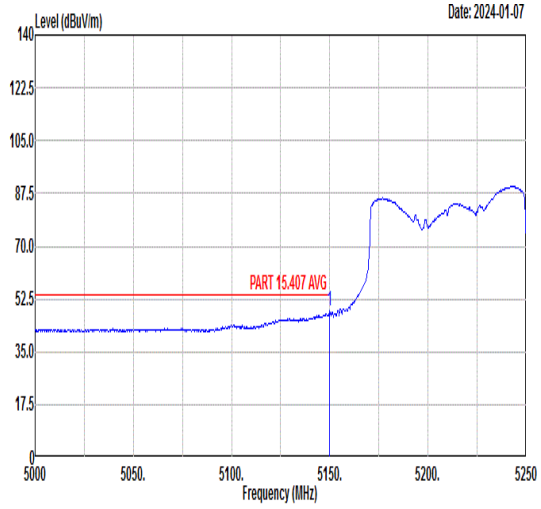 Freq Level Limit Line Margin (dB) Read Level Ant Factor Cable Loss Preamp Factor APos TPos Remark MHz dBuV/m dBuV/m dBuV dB/m dB dB cm deg 1 5150.00 48.49 54.00 -5.51 36.33 36.11 8.54 32.49 400 118 AVERAGE	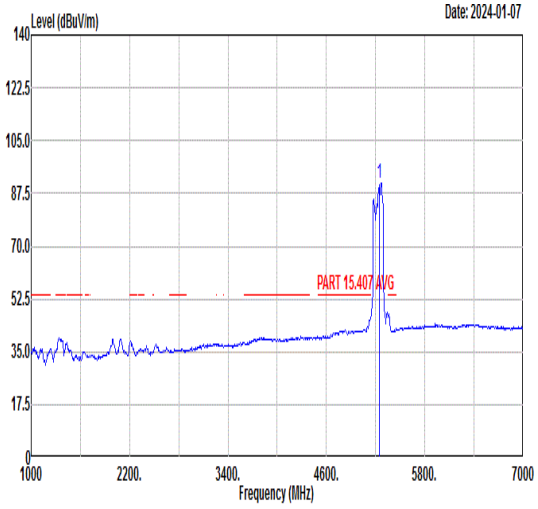 Freq Level Limit Line Margin (dB) Read Level Ant Factor Cable Loss Preamp Factor APos TPos Remark MHz dBuV/m dBuV/m dBuV dB/m dB dB cm deg 1 5250.00 91.06 ------ ------ 78.42 36.04 8.93 32.33 400 118 AVERAGE

Mode	162	
	Band Edge - R	
	U-NII-2A_5.25-5.35_802.11be EHT160_CH50_Large RU 996+484[redacted]_5250MHz	
ANT	CDD	
Pol.	Horizontal	Fundamental
Peak	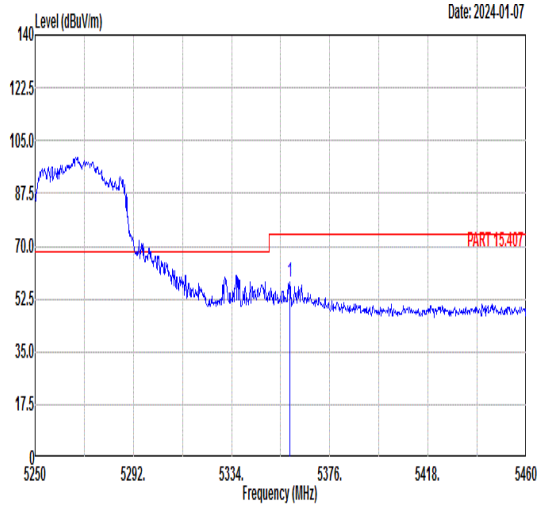 Freq Level Limit Line Margin (dB) Read Level Ant Factor Cable Loss Preamp Factor APos TPos Remark MHz dBuV/m dBuV/m dBuV dB/m dB dB cm deg 1 5358.78 58.17 74.00 -15.83 44.98 35.98 9.41 32.20 400 118 PEAK	Blank
Avg	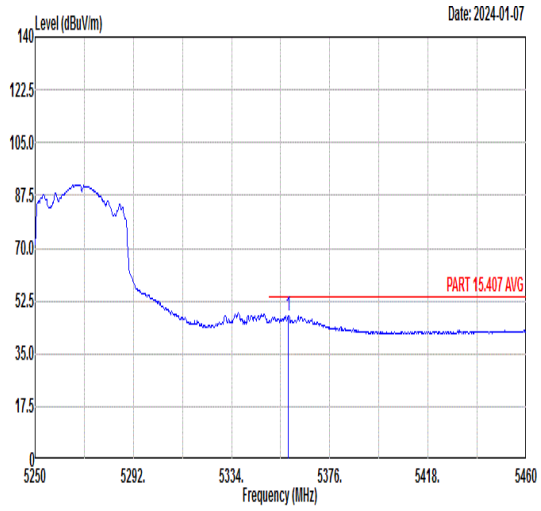 Freq Level Limit Line Margin (dB) Read Level Ant Factor Cable Loss Preamp Factor APos TPos Remark MHz dBuV/m dBuV/m dBuV dB/m dB dB cm deg 1 5358.15 47.40 54.00 -6.60 34.20 35.99 9.41 32.20 400 118 AVERAGE	Blank

Mode	162	
	Band Edge - L	
	U-NII-2A_5.25-5.35_802.11be EHT160_CH50_Large RU 996+484[redacted]_5250MHz	
ANT	CDD	
Pol.	Vertical	Fundamental
Peak	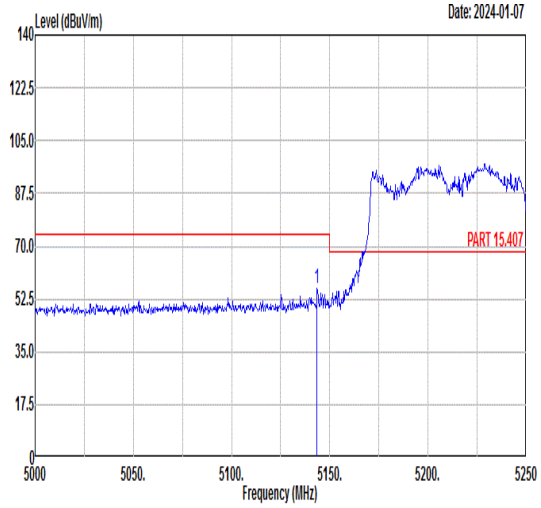 Freq Level Limit Line Margin (dB) Read Level Ant Factor Cable Loss Preamp Factor APos TPos Remark MHz dBuV/m dBuV/m dBuV dB/m dB dB cm deg 1 5143.50 55.82 74.00 -18.18 43.69 36.11 8.52 32.50 326 176 PEAK	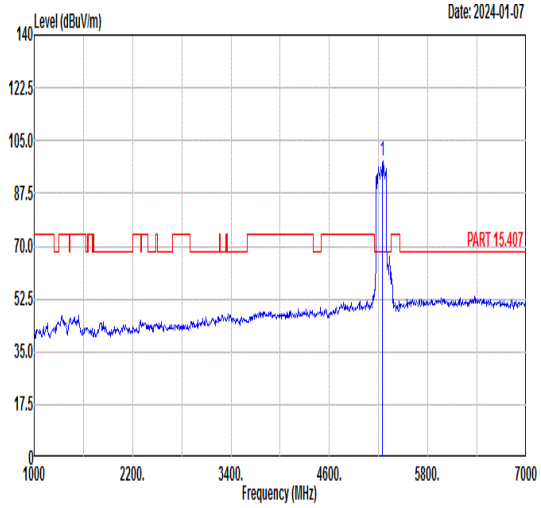 Freq Level Limit Line Margin (dB) Read Level Ant Factor Cable Loss Preamp Factor APos TPos Remark MHz dBuV/m dBuV/m dBuV dB/m dB dB cm deg 1 5250.00 98.49 ------ ------ 85.89 36.04 8.90 32.34 326 176 PEAK
Avg	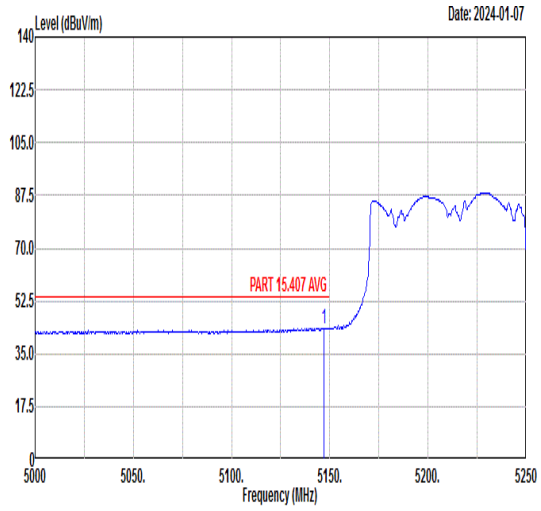 Freq Level Limit Line Margin (dB) Read Level Ant Factor Cable Loss Preamp Factor APos TPos Remark MHz dBuV/m dBuV/m dBuV dB/m dB dB cm deg 1 5147.00 43.48 54.00 -10.52 31.33 36.11 8.53 32.49 326 176 AVERAGE	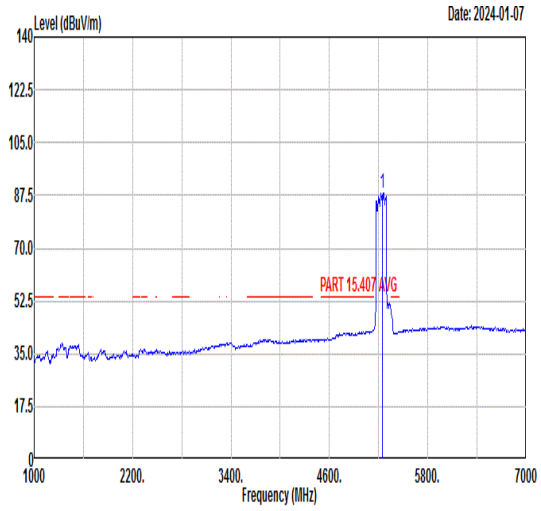 Freq Level Limit Line Margin (dB) Read Level Ant Factor Cable Loss Preamp Factor APos TPos Remark MHz dBuV/m dBuV/m dBuV dB/m dB dB cm deg 1 5250.00 88.43 ------ ------ 76.01 36.06 8.74 32.38 326 176 AVERAGE

Mode	162	
	Band Edge - R	
	U-NII-2A_5.25-5.35_802.11be EHT160_CH50_Large RU 996+484[redacted]5250MHz	
ANT	CDD	
Pol.	Vertical	Fundamental
Peak	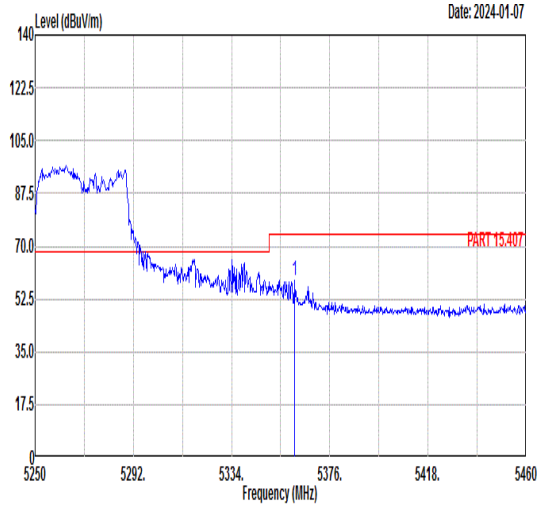 Freq Level Limit Line Margin (dB) Read Level Ant Factor Cable Loss Preamp Factor APos TPos Remark MHz dBuV/m dBuV/m dBuV dB/m dB dB cm deg 1 5361.09 58.62 74.00 -15.38 45.41 35.98 9.42 32.19 326 176 PEAK	Blank
Avg	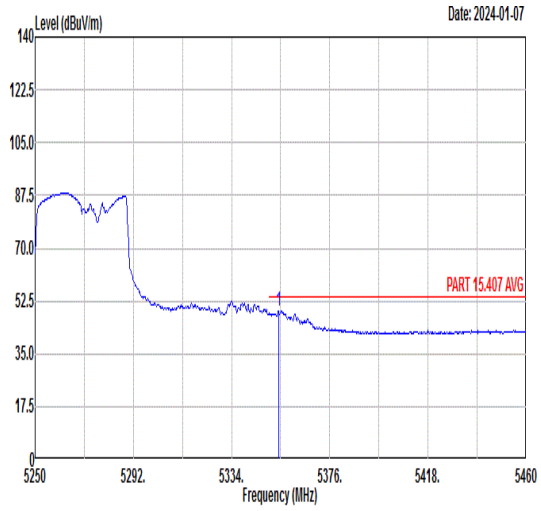 Freq Level Limit Line Margin (dB) Read Level Ant Factor Cable Loss Preamp Factor APos TPos Remark MHz dBuV/m dBuV/m dBuV dB/m dB dB cm deg 1 5354.16 49.01 54.00 -4.99 35.83 35.99 9.39 32.20 326 176 AVERAGE	Blank

Mode	163	
	Band Edge - L	
	U-NII-2A_5.25-5.35_802.11be EHT160_CH50_Large RU 996+484❶_5250MHz	
ANT	CDD	
Pol.	Horizontal	Fundamental
Peak	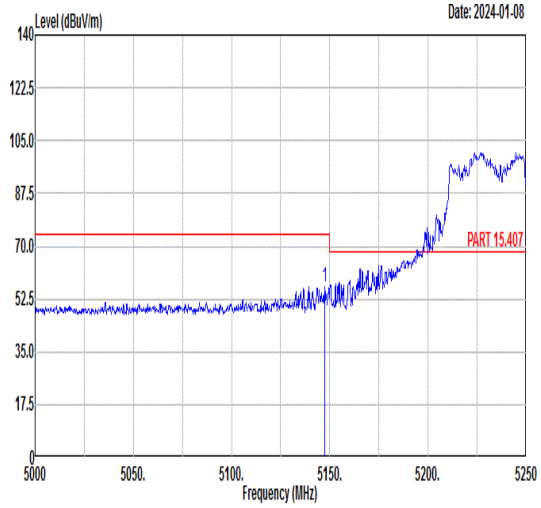 Freq Level Limit Line Margin (dB) Read Level Ant Factor Cable Loss Preamp Factor APos TPos Remark MHz dBuV/m dBuV/m dBuV dB/m dB dB cm deg 1 5147.50 56.77 74.00 -17.23 44.62 36.11 8.53 32.49 106 98 PEAK	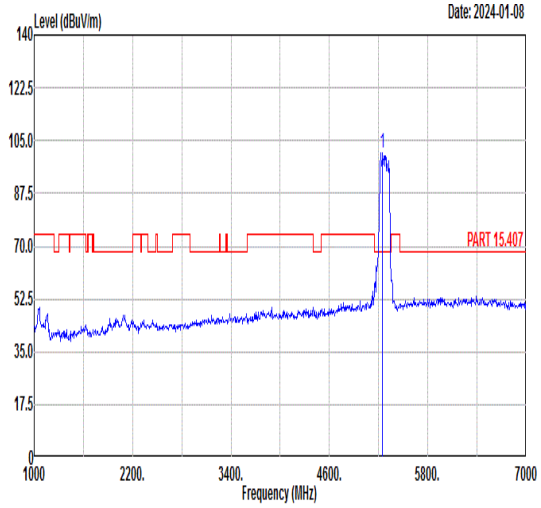 Freq Level Limit Line Margin (dB) Read Level Ant Factor Cable Loss Preamp Factor APos TPos Remark MHz dBuV/m dBuV/m dBuV dB/m dB dB cm deg 1 5250.00 101.08 ------ ------ 88.54 36.05 8.84 32.35 106 98 PEAK
Avg	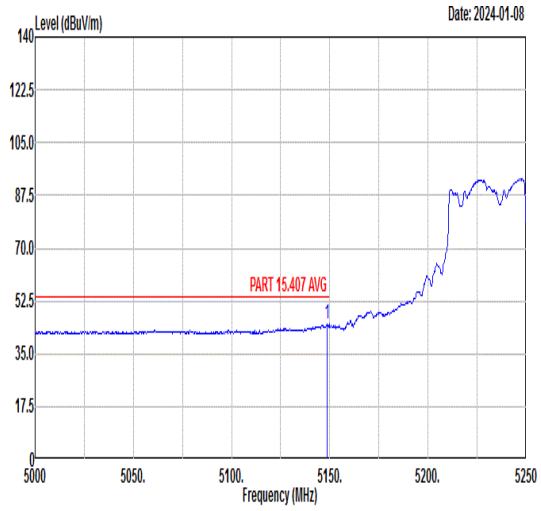 Freq Level Limit Line Margin (dB) Read Level Ant Factor Cable Loss Preamp Factor APos TPos Remark MHz dBuV/m dBuV/m dBuV dB/m dB dB cm deg 1 5148.50 44.80 54.00 -9.20 32.65 36.11 8.53 32.49 106 98 AVERAGE	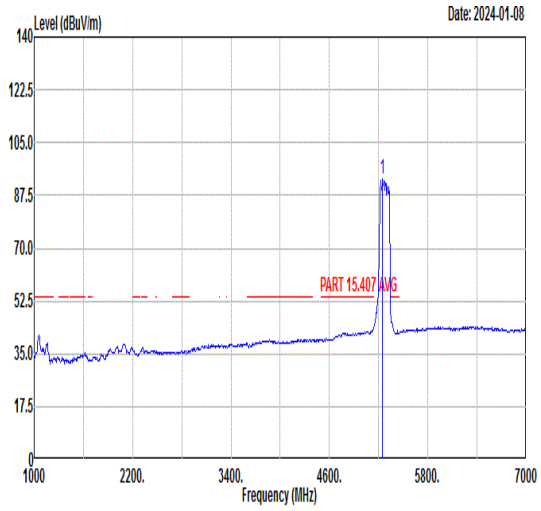 Freq Level Limit Line Margin (dB) Read Level Ant Factor Cable Loss Preamp Factor APos TPos Remark MHz dBuV/m dBuV/m dBuV dB/m dB dB cm deg 1 5250.00 92.83 ------ ------ 80.29 36.05 8.84 32.35 106 98 AVERAGE

Mode	163	
	Band Edge - R	
	U-NII-2A_5.25-5.35_802.11be EHT160_CH50_Large RU 996+484❶_5250MHz	
ANT	CDD	
Pol.	Horizontal	Fundamental
Peak	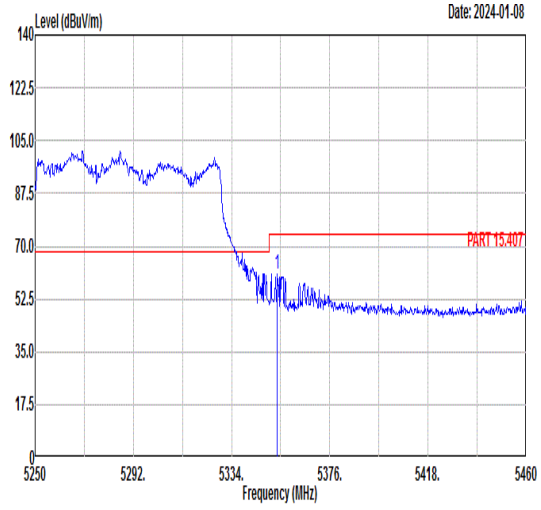 Freq Level Limit Line Margin (dB) Read Level Ant Factor Cable Loss Preamp Factor APos TPos Remark MHz dBuV/m dBuV/m dBuV dB/m dB dB cm deg 1 5353.53 60.82 74.00 -13.18 47.66 35.99 9.38 32.21 106 98 PEAK	Blank
Avg	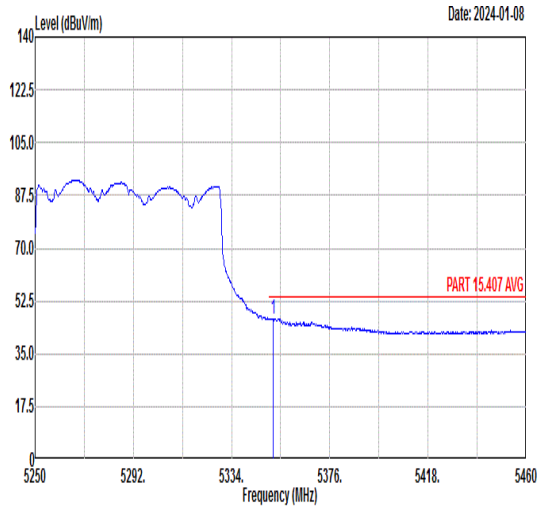 Freq Level Limit Line Margin (dB) Read Level Ant Factor Cable Loss Preamp Factor APos TPos Remark MHz dBuV/m dBuV/m dBuV dB/m dB dB cm deg 1 5351.64 46.71 54.00 -7.29 33.56 35.99 9.37 32.21 106 98 AVERAGE	Blank

Mode	163	
	Band Edge - L	
	U-NII-2A_5.25-5.35_802.11be EHT160_CH50_Large RU 996+484❶_5250MHz	
ANT	CDD	
Pol.	Vertical	Fundamental
Peak	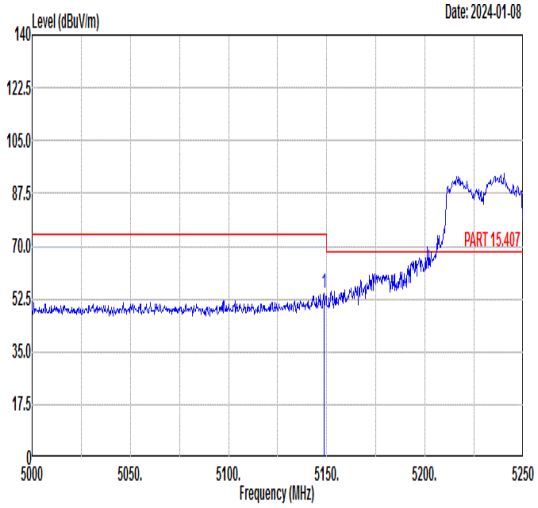 Freq Level Limit Line Margin (dB) Read Level Ant Factor Cable Loss Preamp Factor APos TPos Remark MHz dBuV/m dBuV/m dBuV dB/m dB dB cm deg 1 5148.50 54.15 74.00 -19.85 42.00 36.11 8.53 32.49 378 167 PEAK	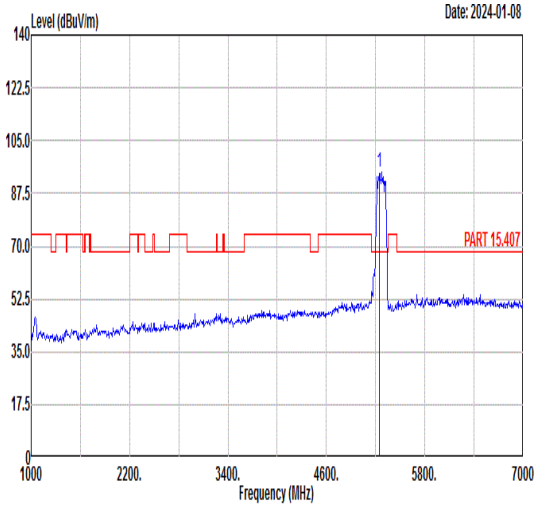 Freq Level Limit Line Margin (dB) Read Level Ant Factor Cable Loss Preamp Factor APos TPos Remark MHz dBuV/m dBuV/m dBuV dB/m dB dB cm deg 1 5250.00 94.74 ------ ------ 82.03 36.03 8.99 32.31 378 167 PEAK
Avg	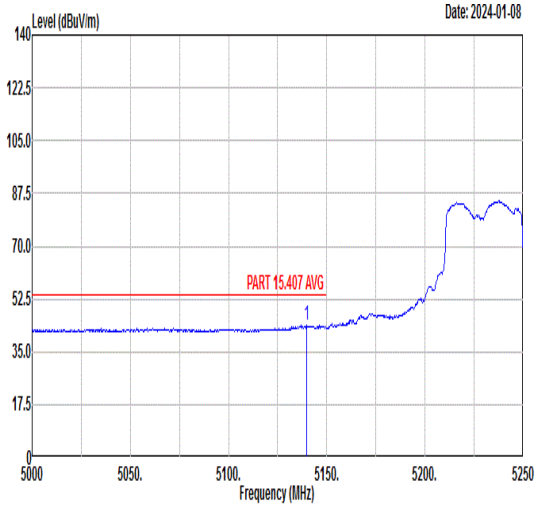 Freq Level Limit Line Margin (dB) Read Level Ant Factor Cable Loss Preamp Factor APos TPos Remark MHz dBuV/m dBuV/m dBuV dB/m dB dB cm deg 1 5139.75 43.80 54.00 -10.20 31.66 36.12 8.52 32.50 378 167 AVERAGE	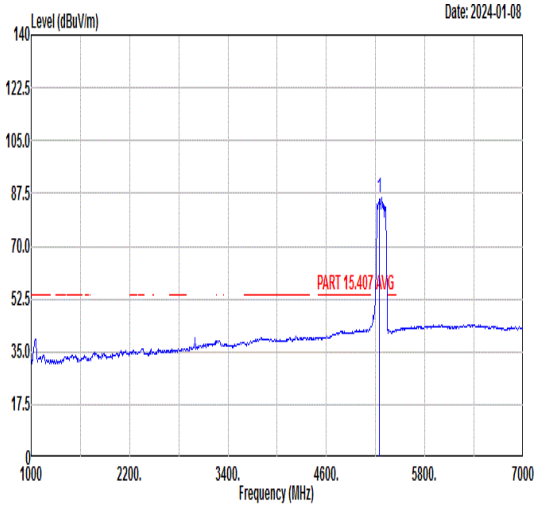 Freq Level Limit Line Margin (dB) Read Level Ant Factor Cable Loss Preamp Factor APos TPos Remark MHz dBuV/m dBuV/m dBuV dB/m dB dB cm deg 1 5250.00 86.05 ------ ------ 73.34 36.03 8.99 32.31 378 167 AVERAGE

Mode	163	
	Band Edge - R	
	U-NII-2A_5.25-5.35_802.11be EHT160_CH50_Large RU 996+484❶_5250MHz	
ANT	CDD	
Pol.	Vertical	Fundamental
Peak	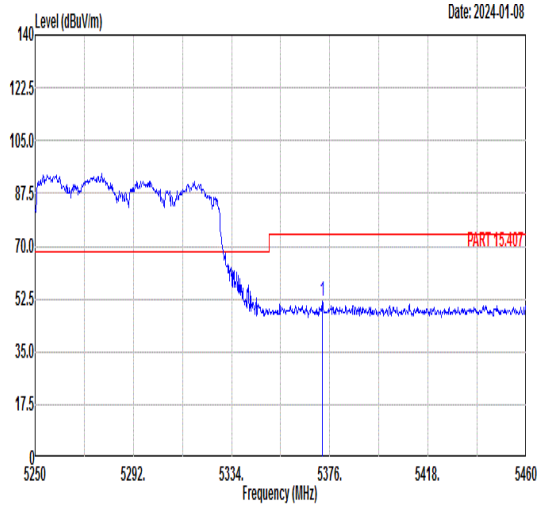 Freq Level Limit Line Margin (dB) Read Level Ant Factor Cable Loss Preamp Factor APos TPos Remark MHz dBuV/m dBuV/m dBuV dB/m dB dB cm deg 1 5372.85 51.53 74.00 -22.47 38.25 35.98 9.48 32.18 378 167 PEAK	Blank
Avg	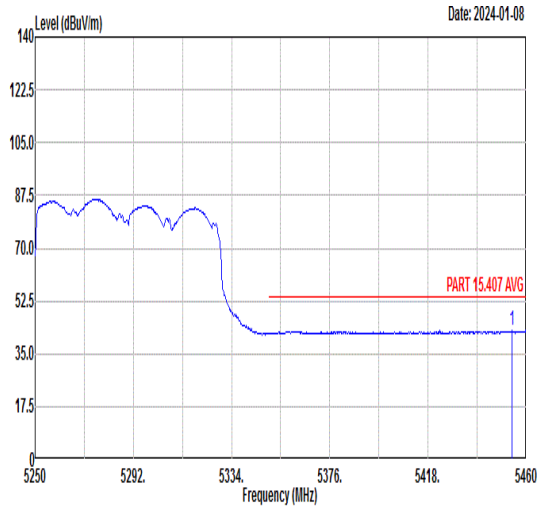 Freq Level Limit Line Margin (dB) Read Level Ant Factor Cable Loss Preamp Factor APos TPos Remark MHz dBuV/m dBuV/m dBuV dB/m dB dB cm deg 1 5453.91 42.76 54.00 -11.24 29.21 35.93 9.68 32.06 378 167 AVERAGE	Blank

Mode	164	
	Band Edge - L	
	U-NII-2C_5.47-5.725_802.11be EHT160_CH114_Large RU 996+484 5570MHz	
ANT	CDD	
Pol.	Horizontal	Fundamental
Peak	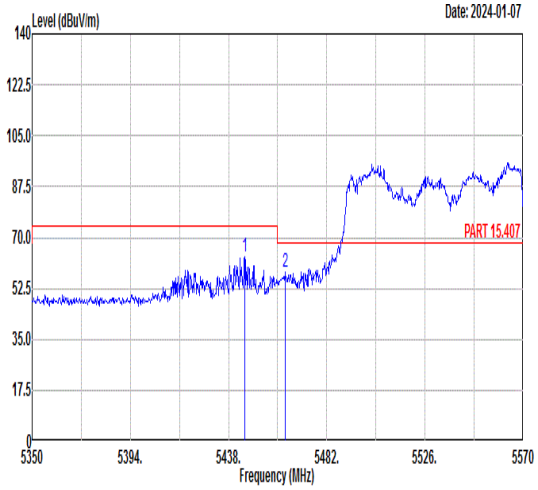 Freq Level Limit Line Margin (dB) Read Level Ant Factor Cable Loss Preamp Factor APos TPos Remark MHz dBuV/m dBuV/m dBuV dB/m dB dB cm deg 1 5445.26 63.14 74.00 -10.86 49.61 35.93 9.68 32.08 400 102 PEAK 2 5463.52 57.94 68.30 -10.36 44.38 35.92 9.69 32.05 400 102 PEAK	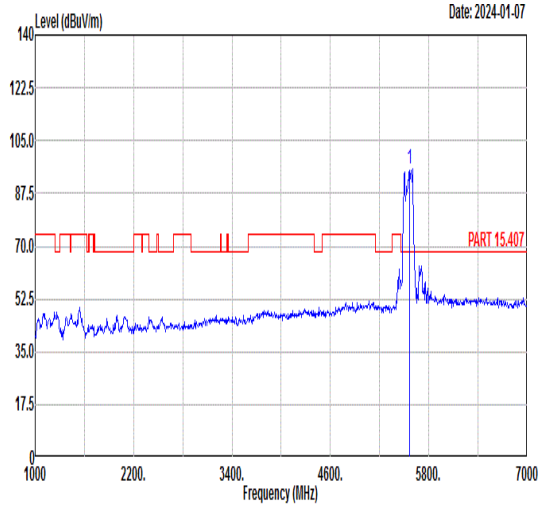 Freq Level Limit Line Margin (dB) Read Level Ant Factor Cable Loss Preamp Factor APos TPos Remark MHz dBuV/m dBuV/m dBuV dB/m dB dB cm deg 1 5570.00 95.59 ------ ------ 81.89 36.04 9.76 32.10 400 102 PEAK
Avg	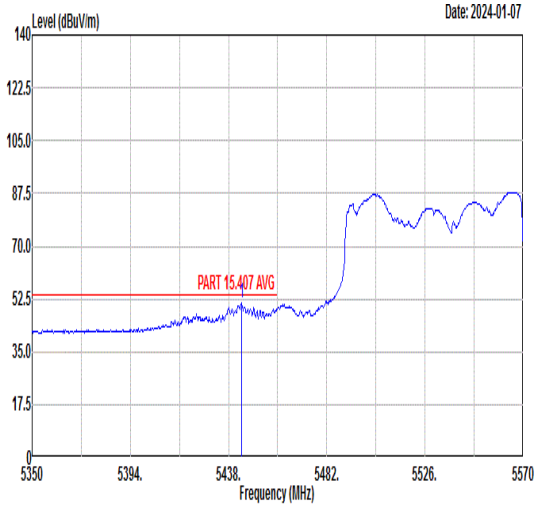 Freq Level Limit Line Margin (dB) Read Level Ant Factor Cable Loss Preamp Factor APos TPos Remark MHz dBuV/m dBuV/m dBuV dB/m dB dB cm deg 1 5443.72 51.15 54.00 -2.85 37.62 35.93 9.68 32.08 400 102 AVERAGE	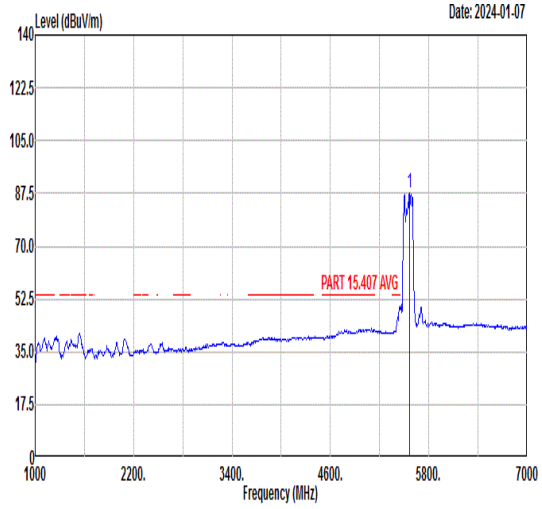 Freq Level Limit Line Margin (dB) Read Level Ant Factor Cable Loss Preamp Factor APos TPos Remark MHz dBuV/m dBuV/m dBuV dB/m dB dB cm deg 1 5570.00 87.70 ------ ------ 74.04 35.99 9.74 32.07 400 102 AVERAGE

Mode	164	
	Band Edge - R	
	U-NII-2C_5.47-5.725_802.11be EHT160_CH114_Large RU 996+484 5570MHz	
ANT	CDD	
Pol.	Horizontal	Fundamental
Peak	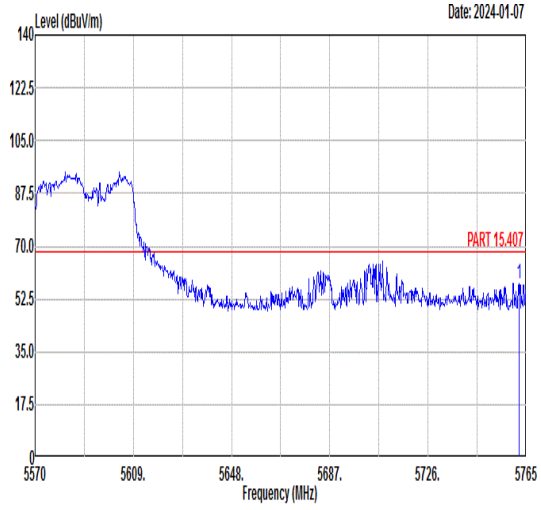 Freq Level Limit Line Margin (dB) Read Level Ant Factor Cable Loss Preamp Factor APos TPos Remark MHz dBuV/m dBuV/m dBuV dB/m dB dB cm deg 1 5762.08 57.70 68.30 -10.60 43.59 36.27 10.10 32.26 400 102 PEAK	Blank

Mode	164	
	Band Edge - L	
	U-NII-2C_5.47-5.725_802.11be EHT160_CH114_Large RU 996+484 5570MHz	
ANT	CDD	
Pol.	Vertical	Fundamental
Peak	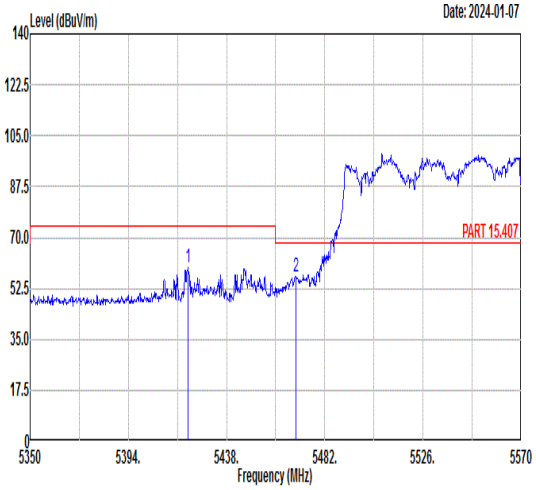 Freq Level Limit Line Margin (dB) Read Level Ant Factor Cable Loss Preamp Factor APos TPos Remark MHz dBuV/m dBuV/m dBuV dB/m dB dB cm deg 1 5420.84 59.74 74.00 -14.26 46.23 35.95 9.67 32.11 315 200 PEAK 2 5469.02 56.57 68.30 -11.73 43.00 35.92 9.69 32.04 315 200 PEAK	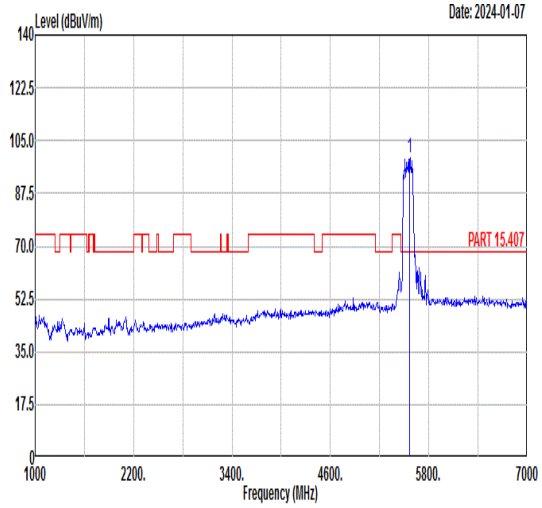 Freq Level Limit Line Margin (dB) Read Level Ant Factor Cable Loss Preamp Factor APos TPos Remark MHz dBuV/m dBuV/m dBuV dB/m dB dB cm deg 1 5570.00 99.50 ------ ------ 85.83 36.00 9.74 32.07 315 200 PEAK
Avg	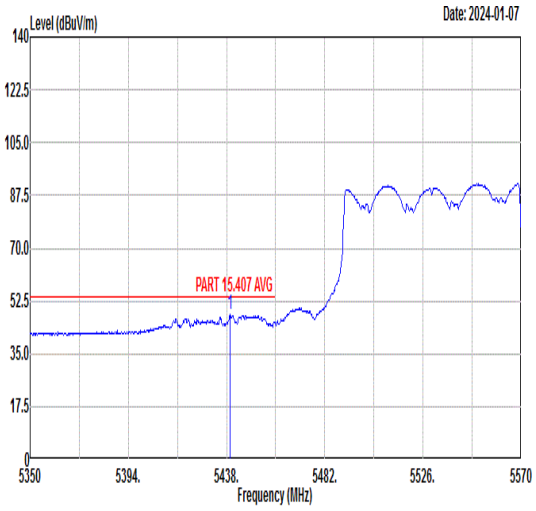 Freq Level Limit Line Margin (dB) Read Level Ant Factor Cable Loss Preamp Factor APos TPos Remark MHz dBuV/m dBuV/m dBuV dB/m dB dB cm deg 1 5439.54 48.13 54.00 -5.87 34.59 35.94 9.68 32.08 315 200 AVERAGE	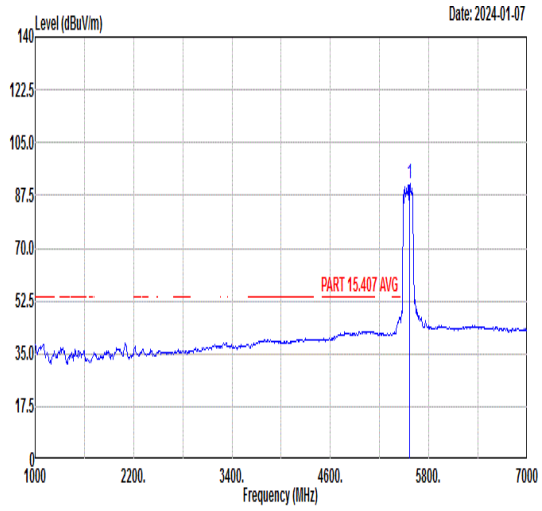 Freq Level Limit Line Margin (dB) Read Level Ant Factor Cable Loss Preamp Factor APos TPos Remark MHz dBuV/m dBuV/m dBuV dB/m dB dB cm deg 1 5570.00 91.24 ------ ------ 77.57 36.00 9.74 32.07 315 200 AVERAGE

Mode	164	
	Band Edge - R	
	U-NII-2C_5.47-5.725_802.11be EHT160_CH114_Large RU 996+484 5570MHz	
ANT	CDD	
Pol.	Vertical	Fundamental
Peak	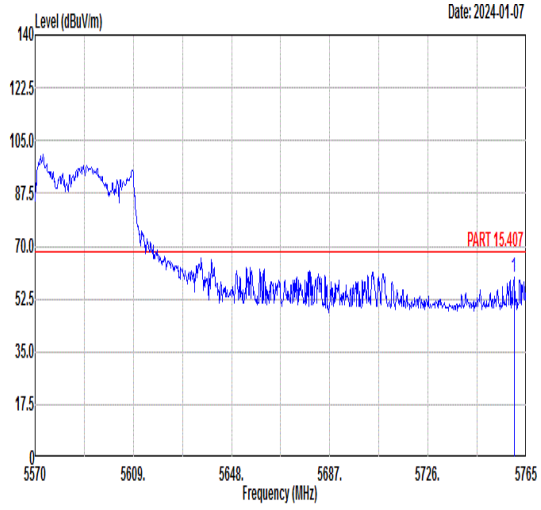 Freq Level Limit Line Margin (dB) Read Level Ant Factor Cable Loss Preamp Factor APos TPos Remark MHz dBuV/m dBuV/m dBuV dB/m dB dB cm deg 1 5760.13 59.45 68.30 -8.85 45.36 36.26 10.09 32.26 315 200 PEAK	Blank

Mode	165	
	Band Edge - L	
	U-NII-2C_5.47-5.725_802.11be EHT160_CH114_Large RU 996+484❶_5570MHz	
ANT	CDD	
Pol.	Horizontal	Fundamental
Peak	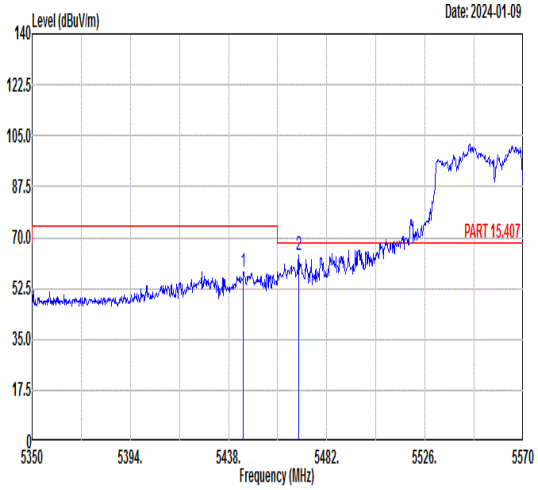 Freq Level Limit Line Margin (dB) Read Level Ant Factor Cable Loss Preamp Factor APos TPos Remark MHz dBuV/m dBuV/m dBuV dB/m dB dB cm deg 1 5444.60 58.04 74.00 -15.96 44.51 35.93 9.68 32.08 105 214 PEAK 2 5469.46 63.79 68.30 -4.51 50.22 35.92 9.69 32.04 105 214 PEAK	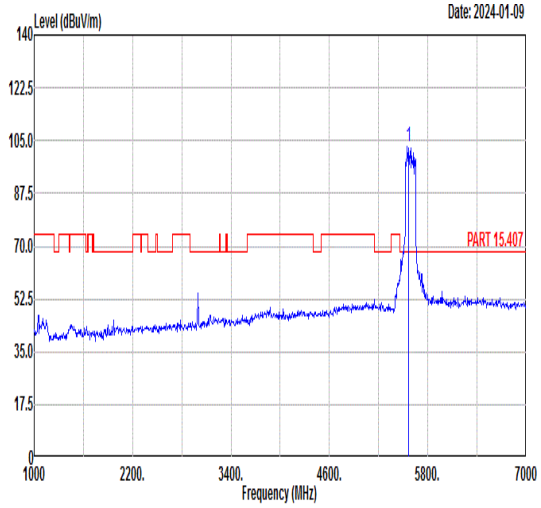 Freq Level Limit Line Margin (dB) Read Level Ant Factor Cable Loss Preamp Factor APos TPos Remark MHz dBuV/m dBuV/m dBuV dB/m dB dB cm deg 1 5570.00 102.91 ------ ------ 89.26 35.97 9.73 32.05 105 214 PEAK
Avg	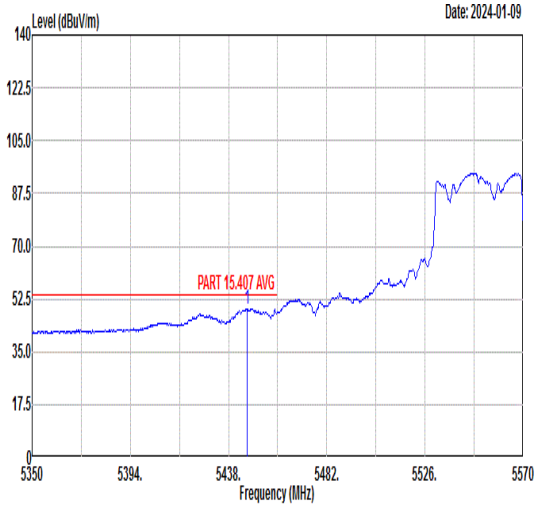 Freq Level Limit Line Margin (dB) Read Level Ant Factor Cable Loss Preamp Factor APos TPos Remark MHz dBuV/m dBuV/m dBuV dB/m dB dB cm deg 1 5446.36 49.34 54.00 -4.66 35.81 35.93 9.68 32.08 105 214 AVERAGE	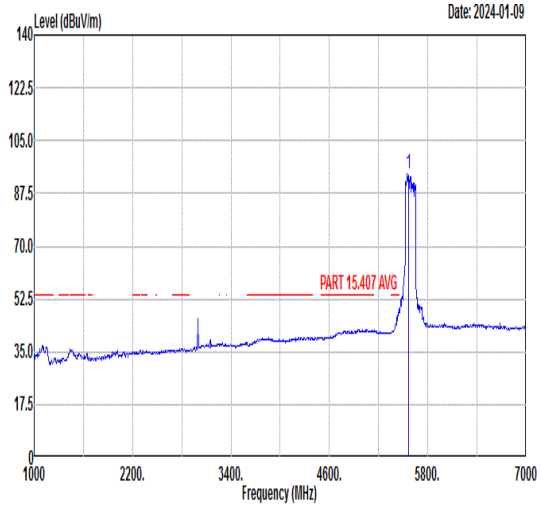 Freq Level Limit Line Margin (dB) Read Level Ant Factor Cable Loss Preamp Factor APos TPos Remark MHz dBuV/m dBuV/m dBuV dB/m dB dB cm deg 1 5570.00 93.91 ------ ------ 80.26 35.97 9.73 32.05 105 214 AVERAGE

Mode	165	
	Band Edge - R	
	U-NII-2C_5.47-5.725_802.11be EHT160_CH114_Large RU 996+484❶_5570MHz	
ANT	CDD	
Pol.	Horizontal	Fundamental
Peak	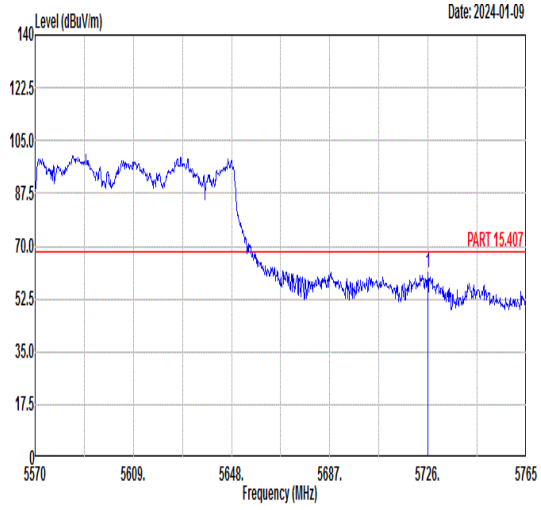 Freq Level Limit Line Margin (dB) Read Level Ant Factor Cable Loss Preamp Factor APos TPos Remark MHz dBuV/m dBuV/m dBuV dB/m dB dB cm deg 1 5726.00 61.03 68.30 -7.27 47.02 36.22 10.02 32.23 105 214 PEAK	Blank

Mode	165	
	Band Edge - L	
	U-NII-2C_5.47-5.725_802.11be EHT160_CH114_Large RU 996+484❶_5570MHz	
ANT	CDD	
Pol.	Vertical	Fundamental
Peak	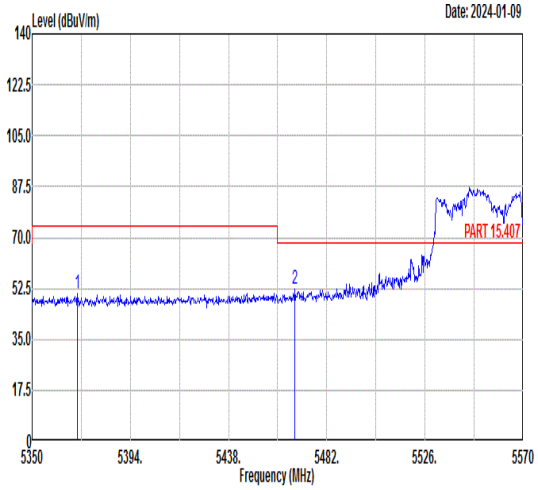 Freq Level Limit Line Margin (dB) Read Level Ant Factor Cable Loss Preamp Factor APos TPos Remark MHz dBuV/m dBuV/m dBuV dB/m dB dB cm deg 1 5370.24 50.74 74.00 -23.26 37.47 35.98 9.47 32.18 100 280 PEAK 2 5467.70 52.20 68.30 -16.10 38.64 35.92 9.69 32.05 100 280 PEAK	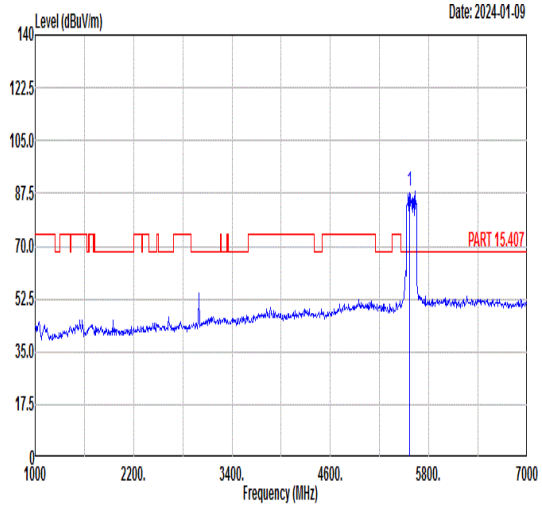 Freq Level Limit Line Margin (dB) Read Level Ant Factor Cable Loss Preamp Factor APos TPos Remark MHz dBuV/m dBuV/m dBuV dB/m dB dB cm deg 1 5570.00 88.03 ------ ------ 74.26 36.08 9.82 32.13 100 280 PEAK
Avg	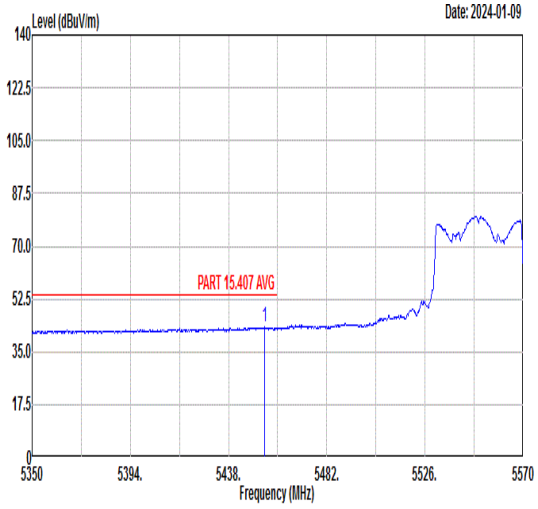 Freq Level Limit Line Margin (dB) Read Level Ant Factor Cable Loss Preamp Factor APos TPos Remark MHz dBuV/m dBuV/m dBuV dB/m dB dB cm deg 1 5454.28 43.24 54.00 -10.76 29.69 35.93 9.68 32.06 100 280 AVERAGE	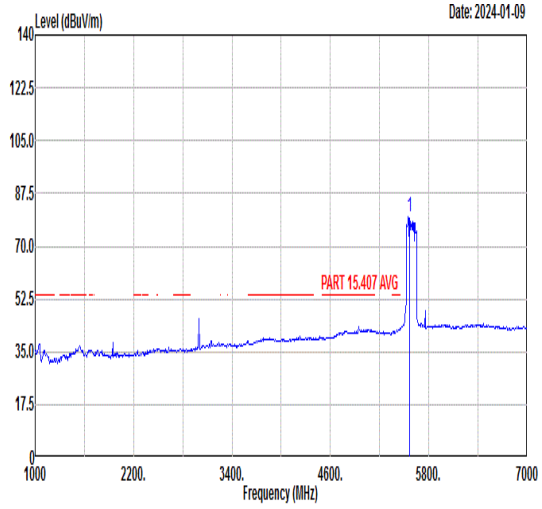 Freq Level Limit Line Margin (dB) Read Level Ant Factor Cable Loss Preamp Factor APos TPos Remark MHz dBuV/m dBuV/m dBuV dB/m dB dB cm deg 1 5570.00 79.62 ------ ------ 65.97 35.97 9.73 32.05 100 280 AVERAGE

Mode	165	
	Band Edge - R	
	U-NII-2C_5.47-5.725_802.11be EHT160_CH114_Large RU 996+484❶_5570MHz	
ANT	CDD	
Pol.	Vertical	Fundamental
Peak	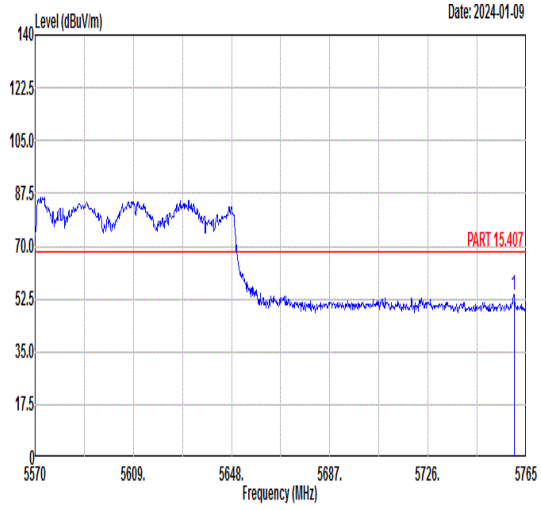 Freq Level Limit Line Margin (dB) Read Level Ant Factor Cable Loss Preamp Factor APos TPos Remark MHz dBuV/m dBuV/m dBuV dB/m dB dB cm deg 1 5760.13 53.83 68.30 -14.47 39.74 36.26 10.09 32.26 100 280 PEAK	Blank

Mode	166	
	Band Edge - L	
	U-NII-3_5.725-5.85_802.11be EHT80_CH155_Large RU 484+242 5775MHz	
ANT	CDD	
Pol.	Horizontal	Fundamental
Peak	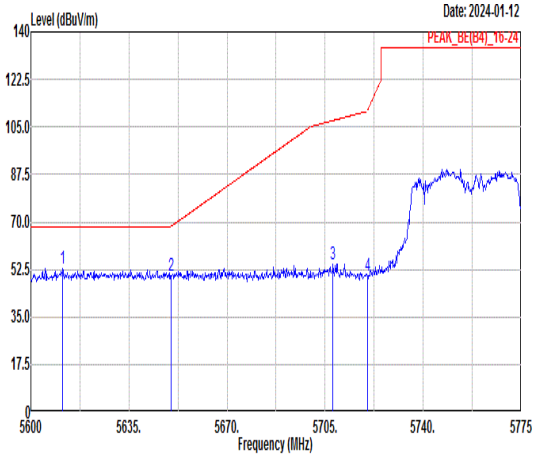 Freq Level Limit Line Margin (dB) Read Level Ant Factor Cable Loss Preamp Factor APos TPos Remark 1 5611.38 52.84 68.30 -15.46 39.11 36.06 9.78 32.11 100 209 PEAK 2 5650.05 50.34 68.34 -18.00 36.52 36.11 9.86 32.15 100 209 PEAK 3 5707.80 54.36 107.39 -53.03 40.40 36.19 9.98 32.21 100 209 PEAK 4 5720.05 49.94 110.91 -60.97 35.94 36.21 10.01 32.22 100 209 PEAK	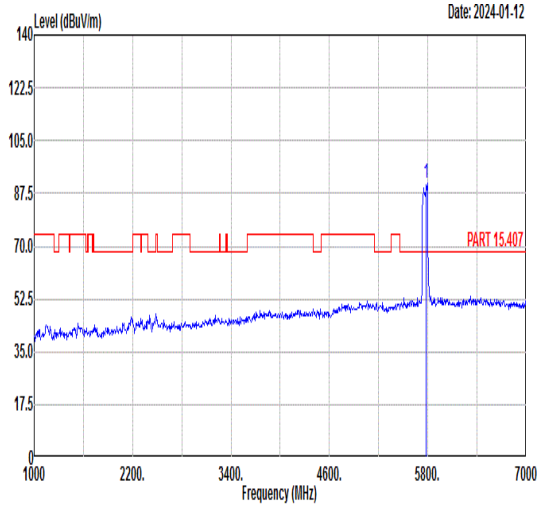 Freq Level Limit Line Margin (dB) Read Level Ant Factor Cable Loss Preamp Factor APos TPos Remark 1 5775.00 90.84 ------ ------ 76.66 36.31 10.16 32.29 100 209 PEAK
Avg	Blank	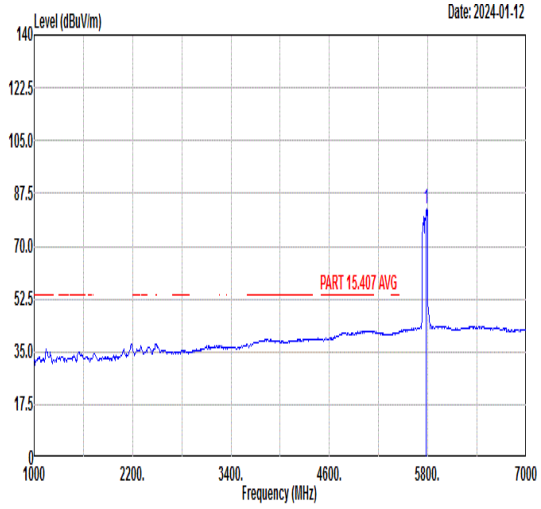 Freq Level Limit Line Margin (dB) Read Level Ant Factor Cable Loss Preamp Factor APos TPos Remark 1 5775.00 82.30 ------ ------ 68.14 36.30 10.15 32.29 100 209 AVERAGE

Mode	166	
	Band Edge - R	
	U-NII-3_5.725-5.85_802.11be EHT80_CH155_Large RU 484+242[redacted]_5775MHz	
ANT	CDD	
Pol.	Horizontal	Fundamental
Peak	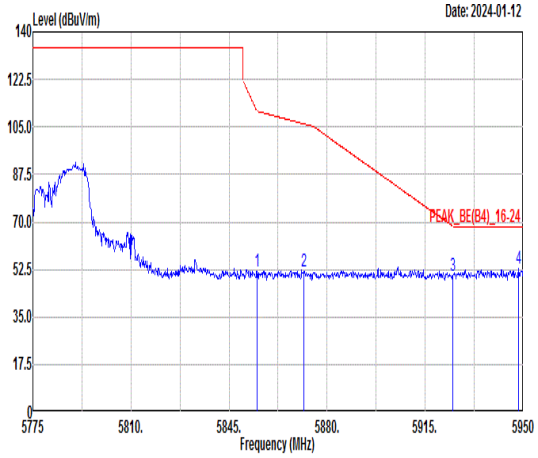 Freq Level Limit Line Margin (dB) Read Level Ant Factor Cable Loss Preamp Factor APos TPos Remark MHz dBuV/m dBuV/m dBuV dB/m dB dB cm deg 1 5854.98 51.80 110.86 -59.06 37.46 36.40 10.29 32.35 100 209 PEAK 2 5871.60 51.99 106.15 -54.16 37.61 36.42 10.33 32.37 100 209 PEAK 3 5924.98 50.35 68.32 -17.97 35.84 36.49 10.44 32.42 100 209 PEAK 4 5948.43 52.58 68.30 -15.72 38.01 36.53 10.49 32.45 100 209 PEAK	Blank

Mode	166	
	Band Edge - L	
	U-NII-3_5.725-5.85_802.11be EHT80_CH155_Large RU 484+242[redacted]_5775MHz	
ANT	CDD	
Pol.	Vertical	Fundamental
Peak	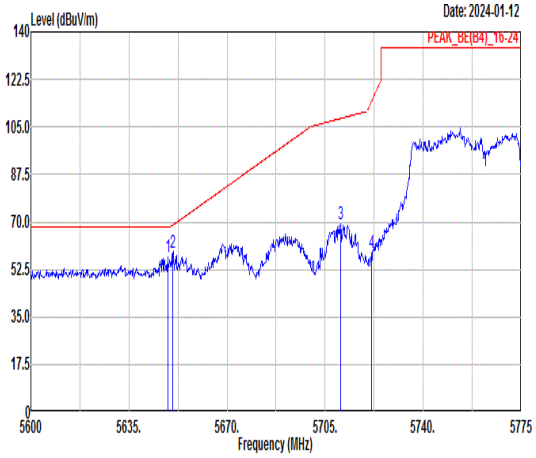 Freq Level Limit Line Margin (dB) Read Level Ant Factor Cable Loss Preamp Factor APos TPos Remark MHz dBuV/m dBuV/m dBuV dB/m dB dB cm deg 1 5648.83 56.84 68.30 -11.46 43.02 36.11 9.86 32.15 295 140 PEAK 2 5650.58 58.86 68.73 -9.87 45.04 36.11 9.86 32.15 295 140 PEAK 3 5710.60 69.24 108.17 -38.93 55.27 36.19 9.99 32.21 295 140 PEAK 4 5721.63 58.79 114.51 -55.72 44.79 36.21 10.01 32.22 295 140 PEAK	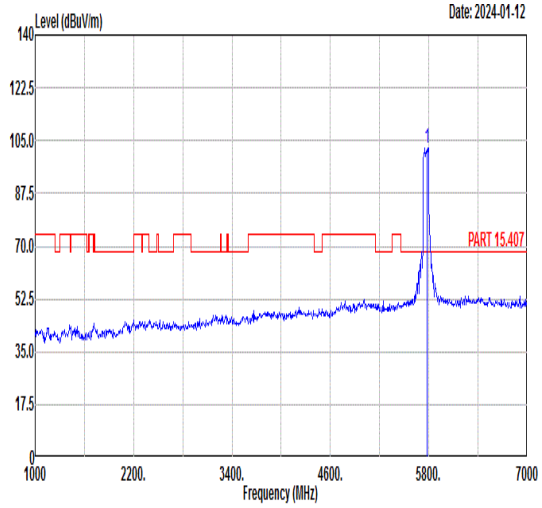 Freq Level Limit Line Margin (dB) Read Level Ant Factor Cable Loss Preamp Factor APos TPos Remark MHz dBuV/m dBuV/m dBuV dB/m dB dB cm deg 1 5775.00 102.70 ------ ------ 88.52 36.31 10.16 32.29 295 140 PEAK
Avg	Blank	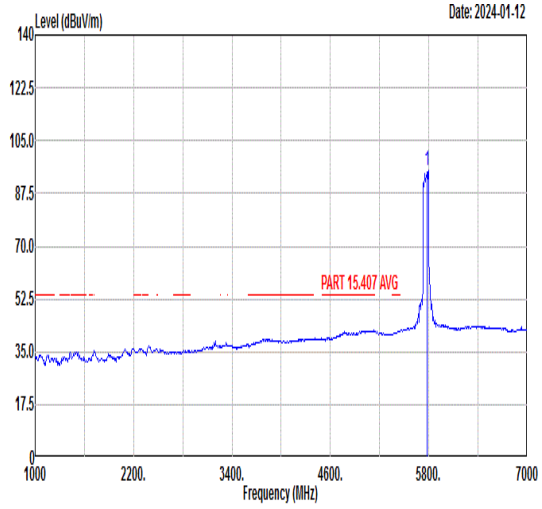 Freq Level Limit Line Margin (dB) Read Level Ant Factor Cable Loss Preamp Factor APos TPos Remark MHz dBuV/m dBuV/m dBuV dB/m dB dB cm deg 1 5775.00 94.85 ------ ------ 80.67 36.31 10.16 32.29 295 140 AVERAGE

Mode	166	
	Band Edge - R	
	U-NII-3_5.725-5.85_802.11be EHT80_CH155_Large RU 484+242[redacted]_5775MHz	
ANT	CDD	
Pol.	Vertical	Fundamental
Peak	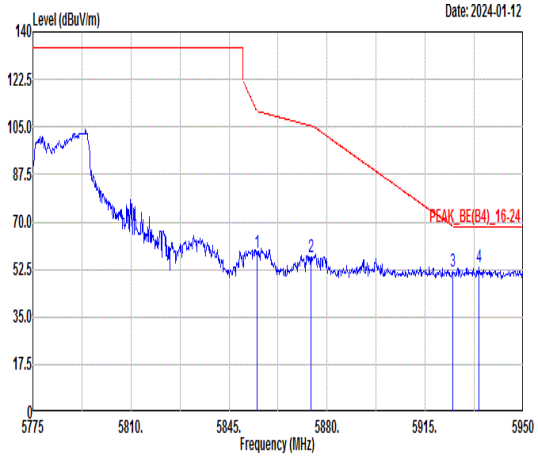 Freq Level Limit Line Margin (dB) Read Level Ant Factor Cable Loss Preamp Factor APos TPos Remark MHz dBuV/m dBuV/m dBuV dB/m dB dB cm deg 1 5854.98 58.89 110.86 -51.97 44.55 36.40 10.29 32.35 295 140 PEAK 2 5874.23 57.29 105.42 -48.13 42.91 36.42 10.33 32.37 295 140 PEAK 3 5924.98 51.58 68.32 -16.74 37.07 36.49 10.44 32.42 295 140 PEAK 4 5934.25 53.20 68.30 -15.10 38.66 36.51 10.46 32.43 295 140 PEAK	Blank

Mode	167	
	Band Edge - L	
	U-NII-3_5.725-5.85_802.11be EHT80_CH155_Large RU 484+242[redacted]_5775MHz	
ANT	CDD	
Pol.	Horizontal	Fundamental
Peak	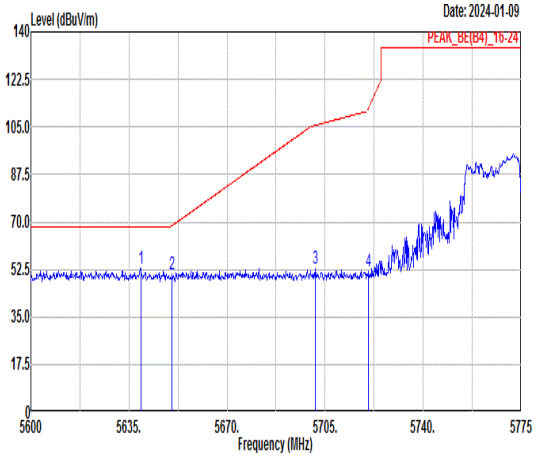 Freq Level Limit Line Margin (dB) Read Level Ant Factor Cable Loss Preamp Factor APos TPos Remark 1 5639.20 52.75 68.30 -15.55 38.96 36.09 9.84 32.14 300 53 PEAK 2 5650.40 50.84 68.60 -17.76 37.02 36.11 9.86 32.15 300 53 PEAK 3 5701.50 52.66 105.62 -52.96 38.71 36.18 9.97 32.20 300 53 PEAK 4 5720.40 51.97 111.71 -59.74 37.97 36.21 10.01 32.22 300 53 PEAK	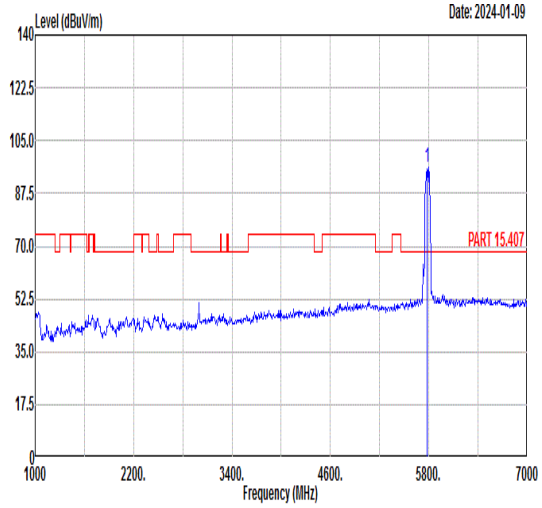 Freq Level Limit Line Margin (dB) Read Level Ant Factor Cable Loss Preamp Factor APos TPos Remark 1 5775.00 96.41 ------ ------ 82.23 36.31 10.16 32.29 300 53 PEAK
Avg	Blank	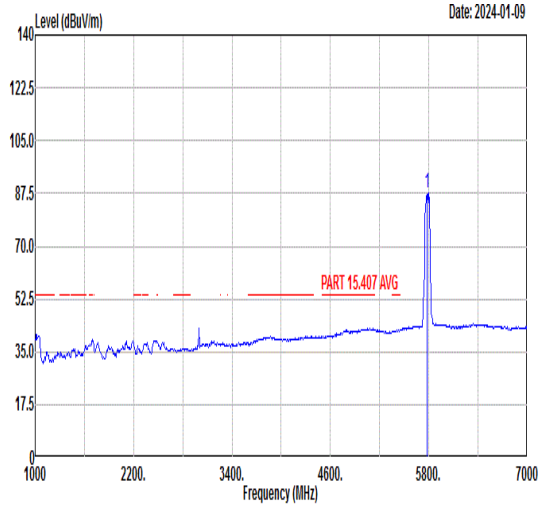 Freq Level Limit Line Margin (dB) Read Level Ant Factor Cable Loss Preamp Factor APos TPos Remark 1 5775.00 87.79 ------ ------ 73.61 36.31 10.16 32.29 300 53 AVERAGE

Mode	167	
	Band Edge - R	
	U-NII-3_5.725-5.85_802.11be EHT80_CH155_Large RU 484+242❶_5775MHz	
ANT	CDD	
Pol.	Horizontal	Fundamental
Peak	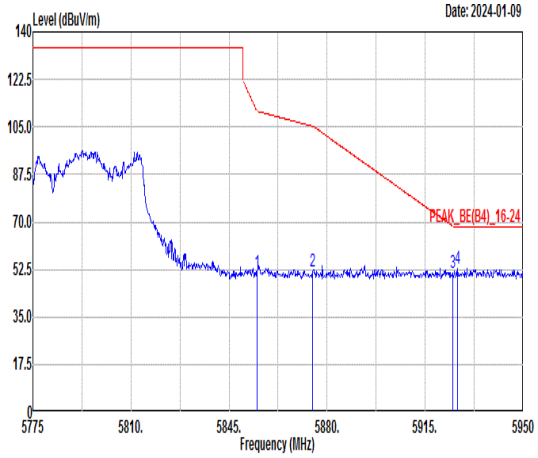 Freq Level Limit Line Margin (dB) Read Level Ant Factor Cable Loss Preamp Factor APos TPos Remark MHz dBuV/m dBuV/m dBuV dB/m dB dB cm deg 1 5854.98 51.22 110.86 -59.64 36.88 36.40 10.29 32.35 300 53 PEAK 2 5874.75 51.77 105.27 -53.50 37.39 36.42 10.33 32.37 300 53 PEAK 3 5924.80 51.09 68.45 -17.36 36.58 36.49 10.44 32.42 300 53 PEAK 4 5926.55 52.75 68.30 -15.55 38.24 36.50 10.44 32.43 300 53 PEAK	Blank

Mode	167	
	Band Edge - L	
	U-NII-3_5.725-5.85_802.11be EHT80_CH155_Large RU 484+242 1 _5775MHz	
ANT	CDD	
Pol.	Vertical	Fundamental
Peak	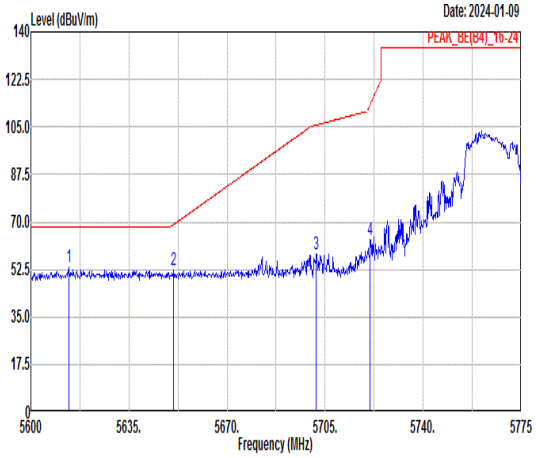 Freq Level Limit Line Margin (dB) Read Level Ant Factor Cable Loss Preamp Factor APos TPos Remark MHz dBuV/m dBuV/m dBuV dB/m dB dB cm deg 1 5613.48 53.13 68.30 -15.17 39.40 36.06 9.78 32.11 200 177 PEAK 2 5650.93 52.12 68.99 -16.87 38.30 36.11 9.86 32.15 200 177 PEAK 3 5701.85 57.95 105.72 -47.77 44.00 36.18 9.97 32.20 200 177 PEAK 4 5721.10 63.17 113.31 -50.14 49.17 36.21 10.01 32.22 200 177 PEAK	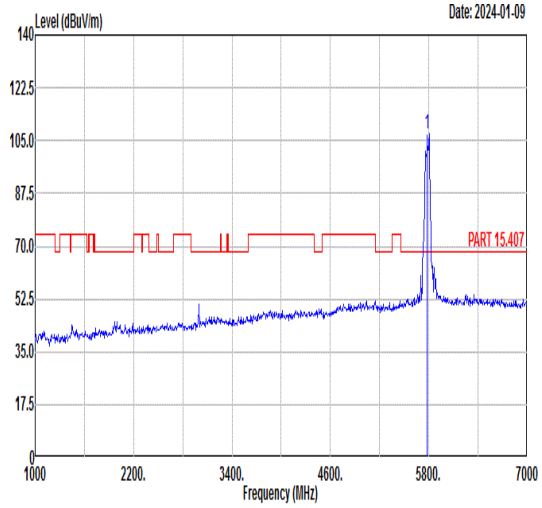 Freq Level Limit Line Margin (dB) Read Level Ant Factor Cable Loss Preamp Factor APos TPos Remark MHz dBuV/m dBuV/m dBuV dB/m dB dB cm deg 1 5775.00 107.39 ------ ------ 93.18 36.33 10.19 32.31 200 177 PEAK
Avg	Blank	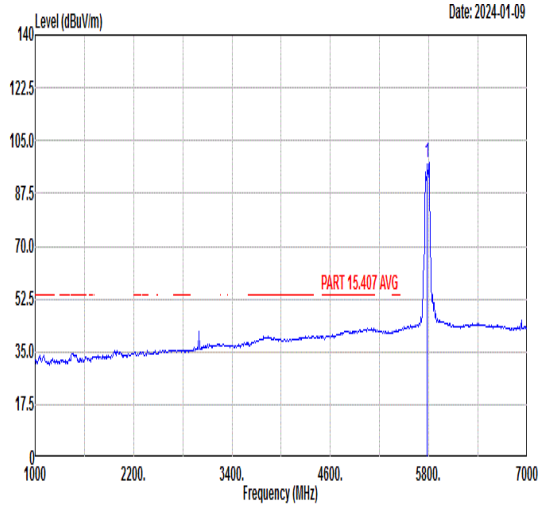 Freq Level Limit Line Margin (dB) Read Level Ant Factor Cable Loss Preamp Factor APos TPos Remark MHz dBuV/m dBuV/m dBuV dB/m dB dB cm deg 1 5775.00 97.74 ------ ------ 83.53 36.33 10.19 32.31 200 177 AVERAGE

Mode	167	
	Band Edge - R	
	U-NII-3_5.725-5.85_802.11be EHT80_CH155_Large RU 484+242❶_5775MHz	
ANT	CDD	
Pol.	Vertical	Fundamental
Peak	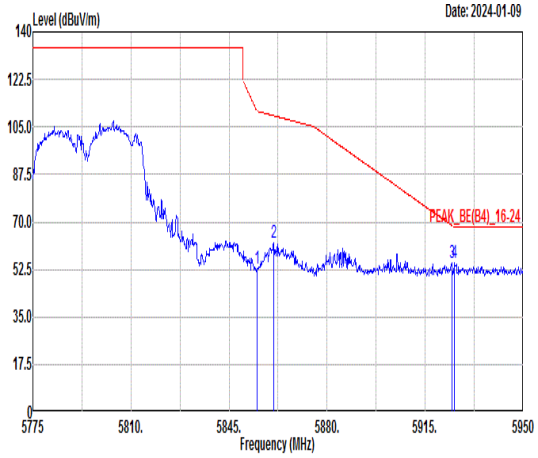 Freq Level Limit Line Margin (dB) Read Level Ant Factor Cable Loss Preamp Factor APos TPos Remark MHz dBuV/m dBuV/m dBuV dB/m dB dB cm deg 1 5854.98 52.59 110.86 -58.27 38.25 36.40 10.29 32.35 200 177 PEAK 2 5860.93 62.30 109.14 -46.84 47.95 36.41 10.30 32.36 200 177 PEAK 3 5924.45 55.07 68.70 -13.63 40.56 36.49 10.44 32.42 200 177 PEAK 4 5925.33 54.72 68.30 -13.58 40.21 36.50 10.44 32.43 200 177 PEAK	Blank

Mode	168	
	LF	
	U-NII-2C_5.47-5.725_802.11ax HE80-LF_CH106_Full_5530MHz	
ANT	CDD	
Pol.	Horizontal	Vertical
QP/ Peak	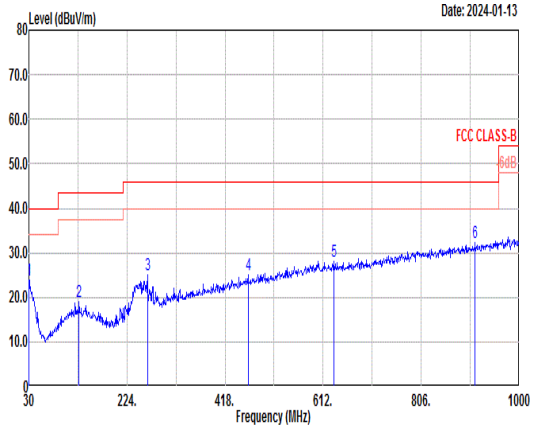	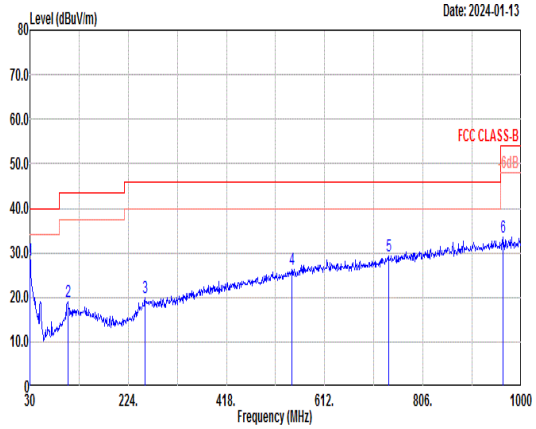

	Freq	Level	Limit Line	Margin	Read Level	Ant Factor	Cable Loss	Preamp Factor	APos	TPos	Remark
	MHz	dBuV/m	dBuV/m	dB	dBuV	dB/m	dB	dB	cm	deg	
1	30.00	23.97	40.00	-16.03	29.84	25.20	0.53	31.60	---	---	Peak
2	128.94	19.03	43.50	-24.47	31.85	17.80	1.16	31.78	---	---	Peak
3	264.74	25.09	46.00	-20.91	36.07	18.90	1.69	31.57	---	---	Peak
4	463.59	25.00	46.00	-21.00	30.86	23.38	2.23	31.47	---	---	Peak
5	633.34	27.93	46.00	-18.07	30.16	26.32	2.62	31.17	---	---	Peak
6	912.70	32.32	46.00	-13.68	30.65	29.36	3.18	30.87	---	---	Peak

	Freq	Level	Limit Line	Margin	Read Level	Ant Factor	Cable Loss	Preamp Factor	APos	TPos	Remark
	MHz	dBuV/m	dBuV/m	dB	dBuV	dB/m	dB	dB	cm	deg	
1	30.00	28.52	40.00	-11.48	34.39	25.20	0.53	31.60	---	---	Peak
2	104.69	18.89	43.50	-24.61	33.03	16.70	1.04	31.88	---	---	Peak
3	256.98	19.81	46.00	-26.19	30.37	19.36	1.67	31.59	---	---	Peak
4	547.01	26.15	46.00	-19.85	29.93	24.98	2.45	31.21	---	---	Peak
5	738.10	29.29	46.00	-16.71	29.54	28.12	2.83	31.20	---	---	Peak
6	964.11	33.66	54.00	-20.34	29.96	31.28	3.25	30.83	---	---	Peak

Mode	169	
	LF	
	U-NII-3_5.725-5.85_802.11a-LF_CH165_Full_5825MHz	
ANT	CDD	
Pol.	Horizontal	Vertical
QP/ Peak	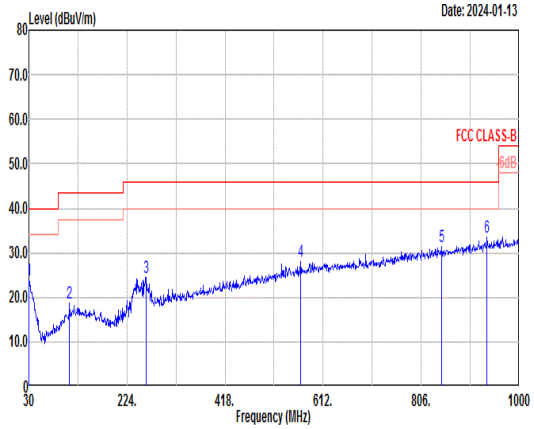	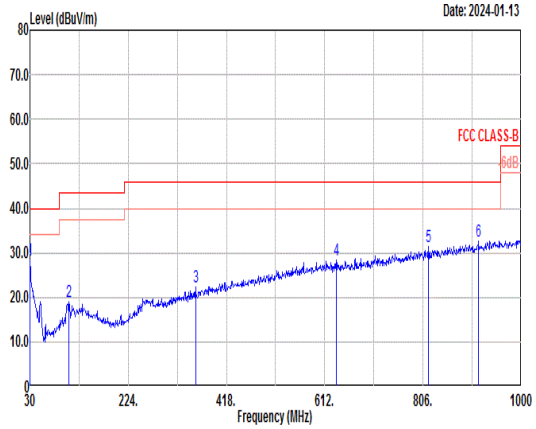

	Freq	Level	Limit Line	Margin	Read Level	Ant Factor	Cable Loss	Preamp Factor	APos	TPos	Remark
	MHz	dBuV/m	dBuV/m	dB	dBuV	dB/m	dB	dB	cm	deg	
1	30.00	23.87	40.00	-16.13	29.74	25.20	0.53	31.60	---	---	Peak
2	110.51	18.61	43.50	-24.89	32.40	17.00	1.07	31.86	---	---	Peak
3	261.83	24.59	46.00	-21.41	35.16	19.32	1.69	31.58	---	---	Peak
4	567.38	28.13	46.00	-17.87	30.43	26.38	2.49	31.17	---	---	Peak
5	846.74	31.30	46.00	-14.70	30.28	29.08	3.04	31.10	---	---	Peak
6	935.98	33.49	46.00	-12.51	31.05	30.06	3.21	30.83	---	---	Peak

	Freq	Level	Limit Line	Margin	Read Level	Ant Factor	Cable Loss	Preamp Factor	APos	TPos	Remark
	MHz	dBuV/m	dBuV/m	dB	dBuV	dB/m	dB	dB	cm	deg	
1	30.00	28.44	40.00	-11.56	34.31	25.20	0.53	31.60	---	---	Peak
2	106.63	19.09	43.50	-24.41	33.11	16.80	1.05	31.87	---	---	Peak
3	356.89	22.38	46.00	-23.62	31.05	20.74	2.00	31.41	---	---	Peak
4	634.31	28.45	46.00	-17.55	30.64	26.36	2.62	31.17	---	---	Peak
5	816.67	31.29	46.00	-14.71	31.41	28.00	2.98	31.10	---	---	Peak
6	915.61	32.75	46.00	-13.25	31.02	29.42	3.18	30.87	---	---	Peak

Mode	170
	Band Edge - L
	U-NII-2C_5.47-5.725_802.11ax HE80_CH106_Full_5530MHz
ANT	CDD

Pol.	Horizontal	Fundamental
Peak	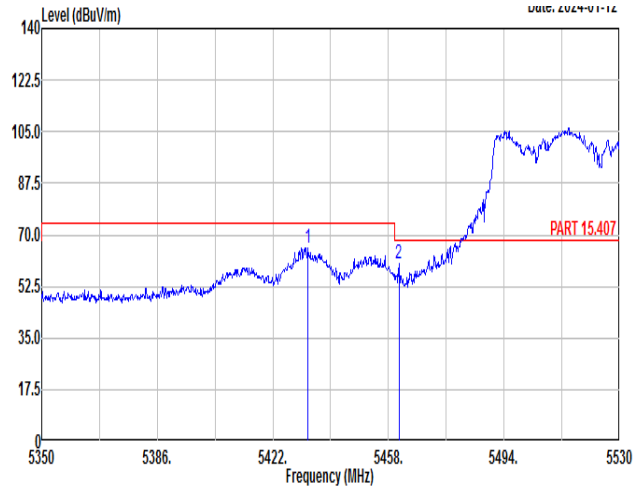 1 5432.98 65.70 74.00 -8.30 52.18 35.94 9.67 32.09 100 112 PEAK 2 5461.24 60.27 68.30 -8.03 46.71 35.92 9.69 32.05 100 112 PEAK	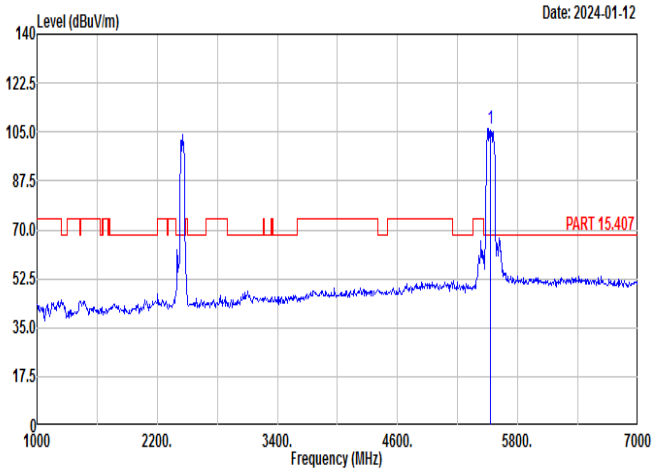 1 5530.00 106.41 ------ ------ 92.79 35.92 9.71 32.01 100 112 PEAK
Avg	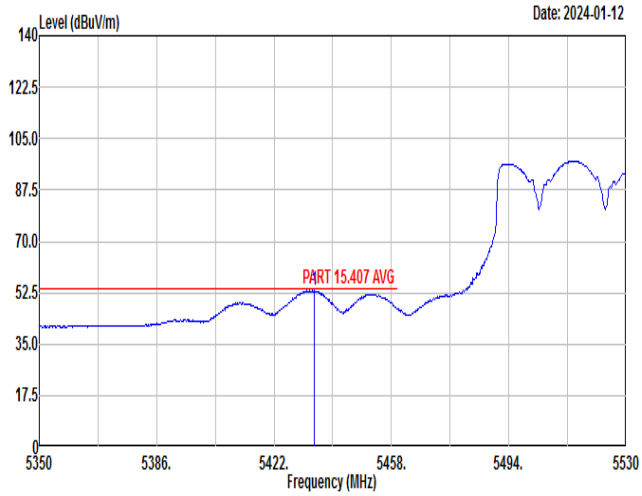 1 5434.42 53.25 54.00 -0.75 39.73 35.94 9.67 32.09 100 112 Average	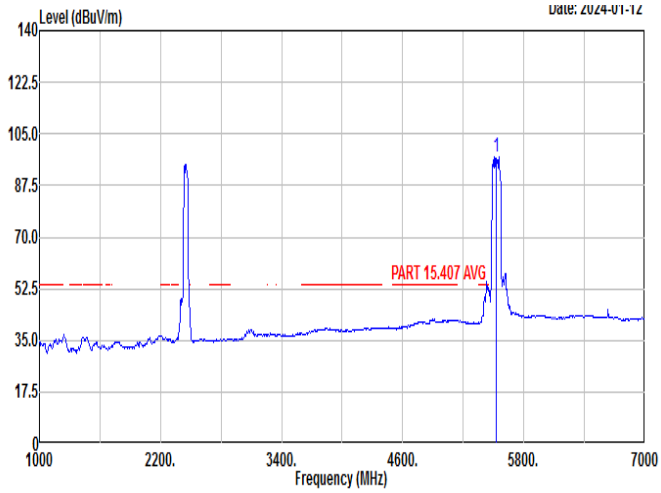 1 5530.00 97.13 ------ ------ 83.51 35.92 9.71 32.01 100 112 AVERAGE

Mode	170	
	Band Edge - R	
	U-NII-2C_5.47-5.725_802.11ax HE80_CH106_Full_5530MHz	
ANT	CDD	
Pol.	Horizontal	Fundamental
Peak	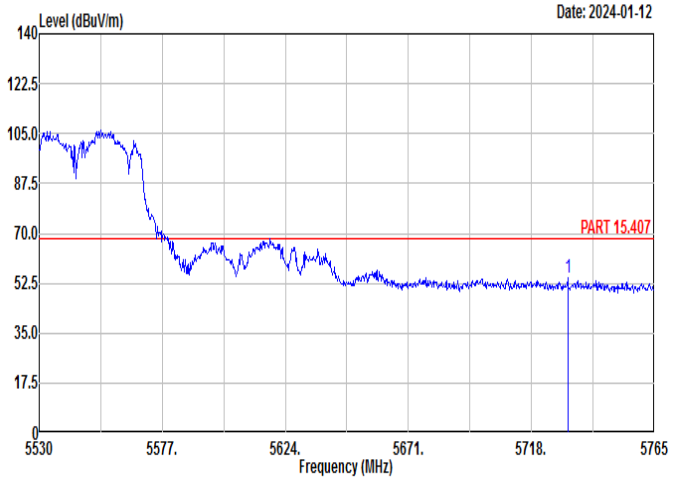 Freq Level Limit Line Margin Read Level Ant Factor Cable Loss Preamp Factor APos TPos Remark MHz dBuV/m dBuV/m dB dBuV dB/m dB dB cm deg 1 5731.87 54.36 68.30 -13.94 40.34 36.22 10.03 32.23 100 112 PEAK	Blank

Mode	170
	Band Edge - L
	U-NII-2C_5.47-5.725_802.11ax HE80_CH106_Full_5530MHz
ANT	CDD

Pol. — Vertical

Peak

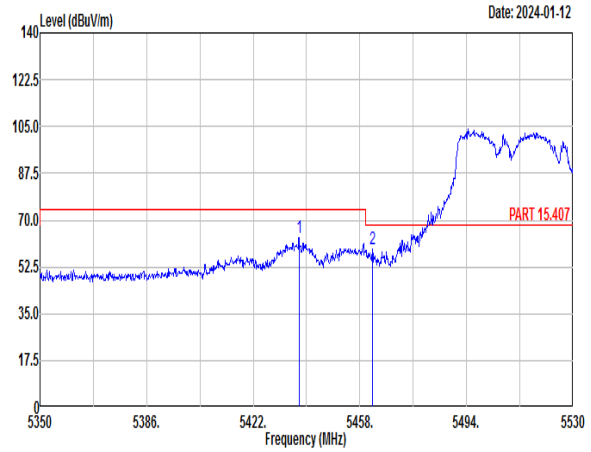

	Freq	Level	Limit Line	Margin	Read Level	Ant Factor	Cable Loss	Preamp Factor	APos	TPos	Remark
	MHz	dBuV/m	dBuV/m	dB	dBuV	dB/m	dB	dB	cm	deg	
1	5437.48	63.49	74.00	-10.51	49.96	35.94	9.68	32.09	337	171	PEAK
2	5462.14	59.17	68.30	-9.13	45.61	35.92	9.69	32.05	337	171	PEAK

Pol. — Fundamental

Peak

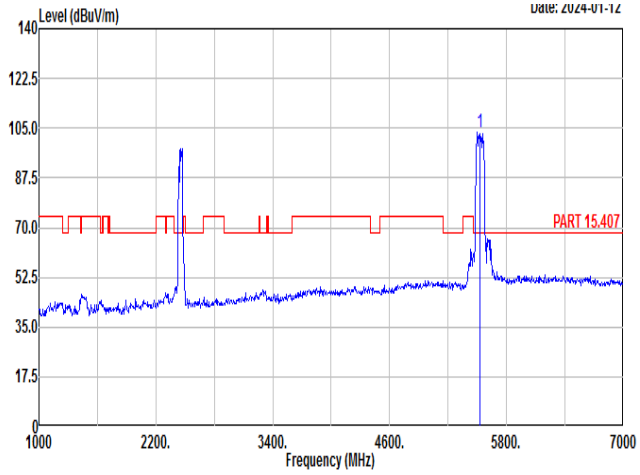

	Freq	Level	Limit Line	Margin	Read Level	Ant Factor	Cable Loss	Preamp Factor	APos	TPos	Remark
	MHz	dBuV/m	dBuV/m	dB	dBuV	dB/m	dB	dB	cm	deg	
1	5530.00	103.37	------	------	89.76	35.90	9.71	32.00	337	171	PEAK

Pol. — Vertical

Avg

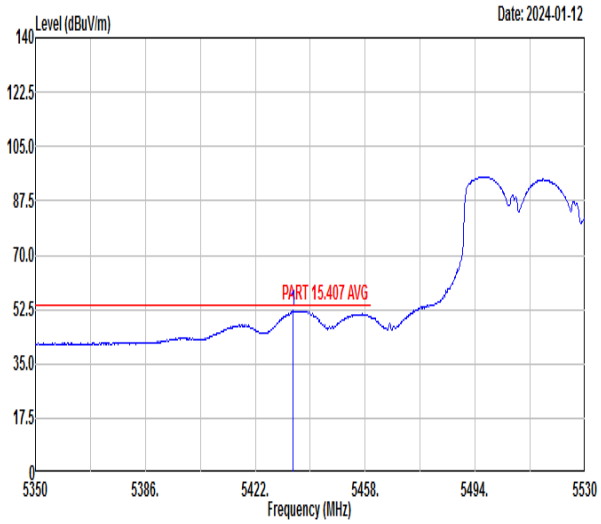

	Freq	Level	Limit Line	Margin	Read Level	Ant Factor	Cable Loss	Preamp Factor	APos	TPos	Remark
	MHz	dBuV/m	dBuV/m	dB	dBuV	dB/m	dB	dB	cm	deg	
1	5434.42	52.20	54.00	-1.80	38.68	35.94	9.67	32.09	337	171	AVERAGE

Pol. — Fundamental

Avg

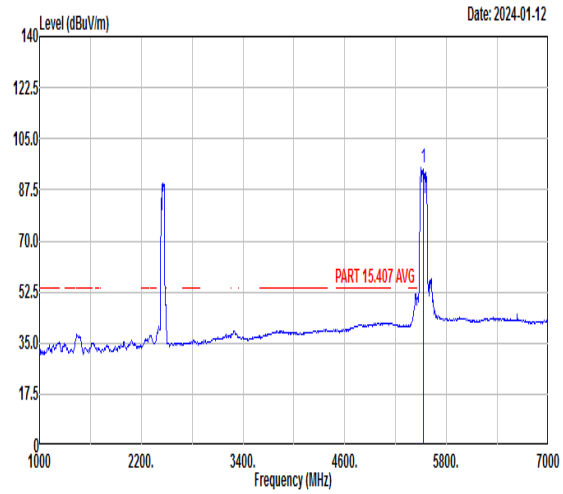

	Freq	Level	Limit Line	Margin	Read Level	Ant Factor	Cable Loss	Preamp Factor	APos	TPos	Remark
	MHz	dBuV/m	dBuV/m	dB	dBuV	dB/m	dB	dB	cm	deg	
1	5530.00	94.86	------	------	81.25	35.90	9.71	32.00	337	171	AVERAGE

Mode	170	
	Band Edge - R	
	U-NII-2C_5.47-5.725_802.11ax HE80_CH106_Full_5530MHz	
ANT	CDD	
Pol.	Vertical	Fundamental
Peak	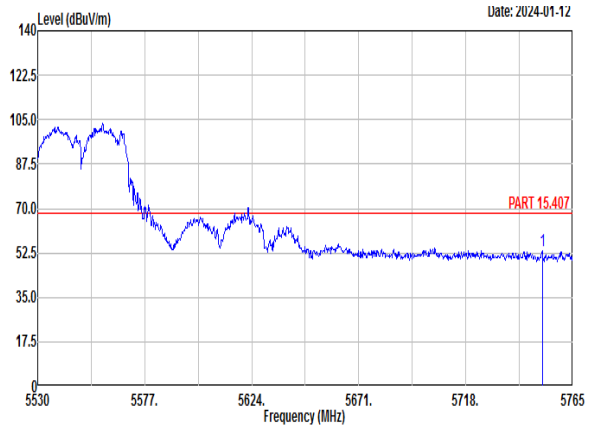 Freq Level Limit Line Margin Read Level Ant Factor Cable Loss Preamp Factor APos TPos Remark MHz dBuV/m dBuV/m dB dBuV dB/m dB dB cm deg 1 5751.61 53.19 68.30 -15.11 39.12 36.25 10.07 32.25 337 171 PEAK	Blank

Mode	170	
	Band Edge - L	
	11ax HE40_Ch09_Full_2452MHz	
ANT	CDD	
Pol.	Horizontal	Fundamental
Peak	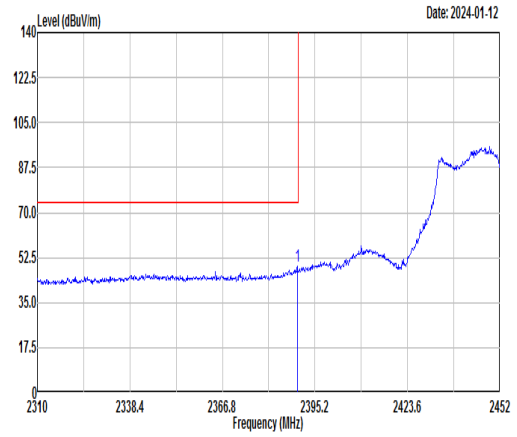 Freq Level Limit Line Margin (dB) Read Level Ant Factor Cable Loss Preamp Factor APos TPos Remark 1 2389.80 48.97 74.00 -25.03 46.14 30.72 5.36 33.25 400 267 PEAK	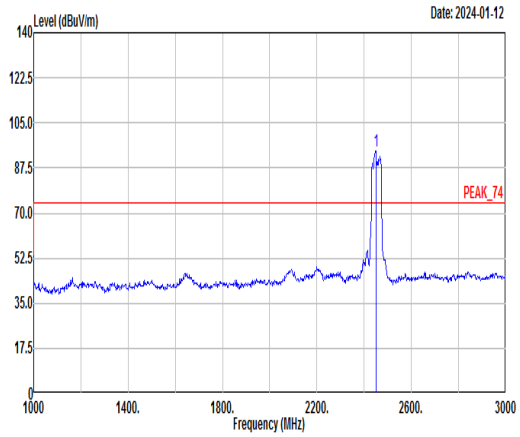 Freq Level Limit Line Margin (dB) Read Level Ant Factor Cable Loss Preamp Factor APos TPos Remark 1 2452.00 94.04 ------ ------ 91.09 30.71 5.42 33.18 400 267 PEAK
Avg	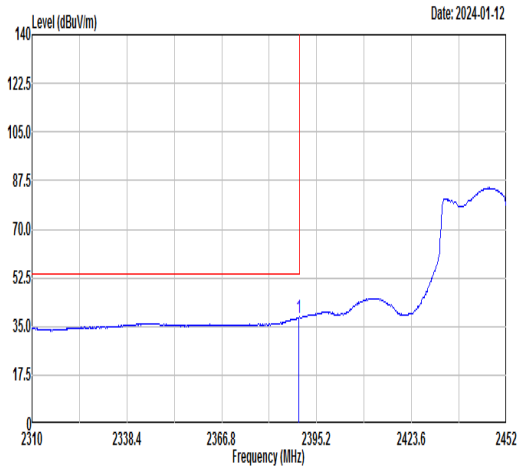 Freq Level Limit Line Margin (dB) Read Level Ant Factor Cable Loss Preamp Factor APos TPos Remark 1 2389.80 38.05 54.00 -15.95 35.22 30.72 5.36 33.25 400 267 AVERAGE	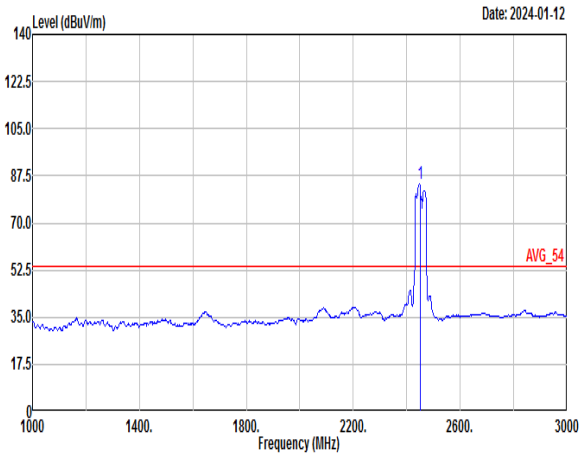 Freq Level Limit Line Margin (dB) Read Level Ant Factor Cable Loss Preamp Factor APos TPos Remark 1 2452.00 84.69 ------ ------ 81.73 30.71 5.42 33.17 400 267 AVERAGE

Mode	170	
	Band Edge - R	
	11ax HE40_Ch09_Full_2452MHz	
ANT	CDD	
Pol.	Horizontal	Fundamental
Peak	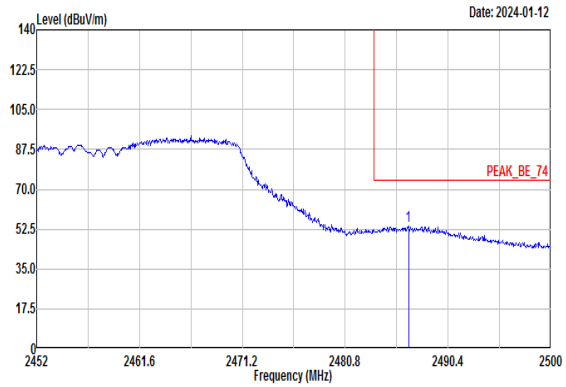 Freq Level Limit Line Margin (dB) Read Level Ant Factor Cable Loss Preamp Factor APos TPos Remark MHz dBuV/m dBuV/m dBuV dB/m dB dB cm deg 1 2486.70 53.79 74.00 -20.21 50.75 30.70 5.46 33.12 400 267 PEAK	Blank
Avg	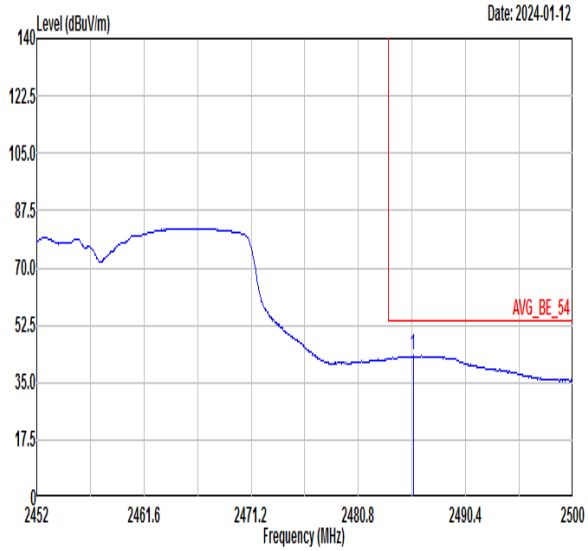 Freq Level Limit Line Margin (dB) Read Level Ant Factor Cable Loss Preamp Factor APos TPos Remark MHz dBuV/m dBuV/m dBuV dB/m dB dB cm deg 1 2485.70 43.32 54.00 -10.68 40.28 30.70 5.46 33.12 400 267 AVERAGE	Blank

Mode	170	
	Band Edge - L	
	11ax HE40_Ch09_Full_2452MHz	
ANT	CDD	
Pol.	Vertical	Fundamental
Peak	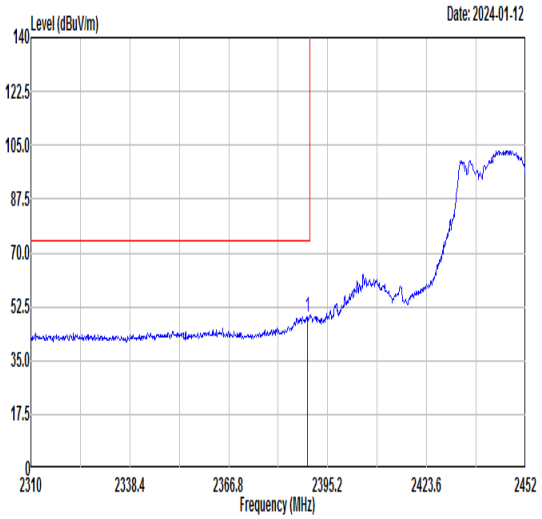 Freq Level Limit Line Margin (dB) Read Level Ant Factor Cable Loss Preamp Factor APos TPos Remark 1 2389.38 49.03 74.00 -24.97 46.20 30.72 5.36 33.25 200 124 PEAK	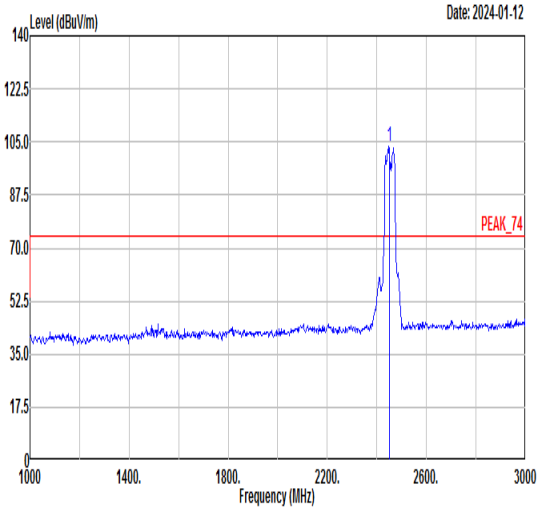 Freq Level Limit Line Margin (dB) Read Level Ant Factor Cable Loss Preamp Factor APos TPos Remark 1 2452.00 103.57 ------ ------ 100.62 30.71 5.42 33.18 200 124 PEAK
Avg	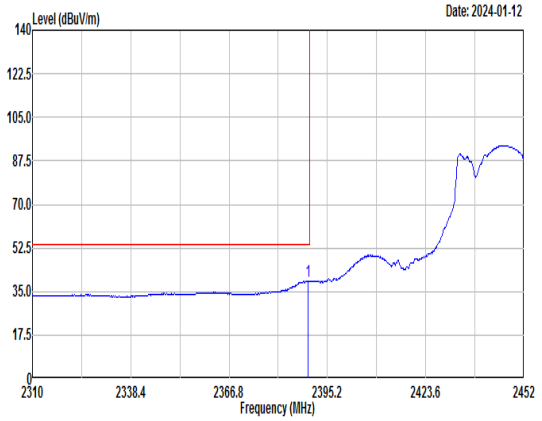 Freq Level Limit Line Margin (dB) Read Level Ant Factor Cable Loss Preamp Factor APos TPos Remark 1 2389.52 39.14 54.00 -14.86 36.31 30.72 5.36 33.25 200 124 AVERAGE	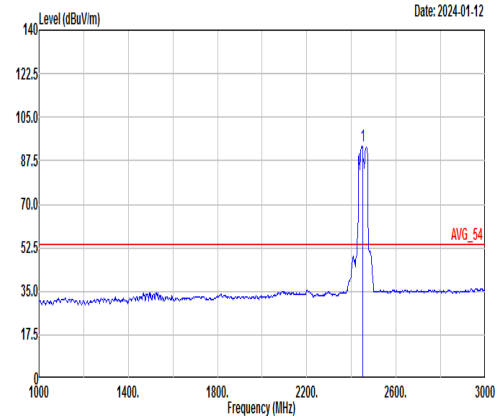 Freq Level Limit Line Margin (dB) Read Level Ant Factor Cable Loss Preamp Factor APos TPos Remark 1 2452.00 93.44 ------ ------ 90.49 30.71 5.42 33.18 200 124 AVERAGE

Mode	170	
	Band Edge - R	
	11ax HE40_Ch09_Full_2452MHz	
ANT	CDD	
Pol.	Vertical	Fundamental
Peak	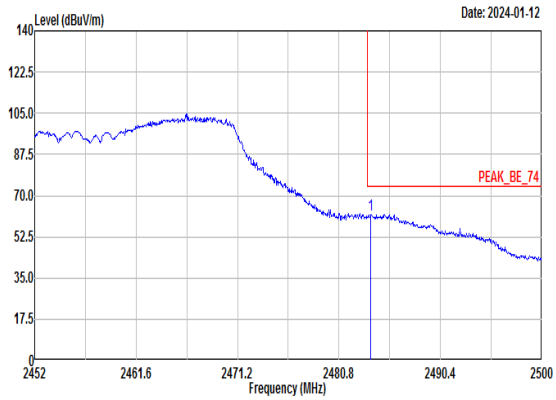 Freq Level Limit Line Margin (dB) Read Level Ant Factor Cable Loss Preamp Factor APos TPos Remark MHz dBuV/m dBuV/m dBuV dB/m dB dB cm deg 1 2483.82 61.94 74.00 -12.06 58.90 30.70 5.46 33.12 200 124 PEAK	Blank
Avg	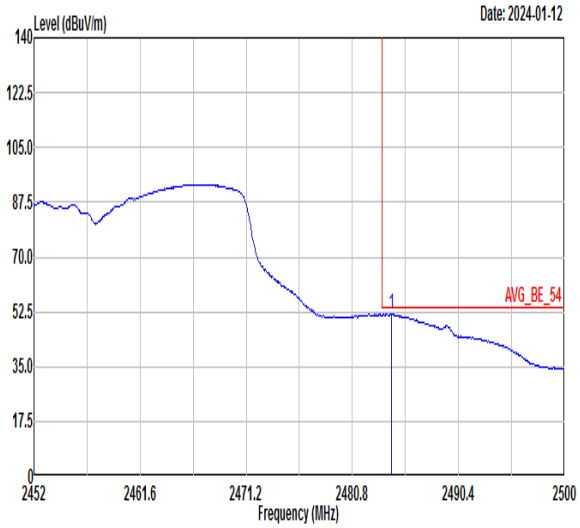 Freq Level Limit Line Margin (dB) Read Level Ant Factor Cable Loss Preamp Factor APos TPos Remark MHz dBuV/m dBuV/m dBuV dB/m dB dB cm deg 1 2484.35 51.90 54.00 -2.10 48.86 30.70 5.46 33.12 200 124 AVERAGE	Blank

Mode	170	
	Harmonic	
	U-NII-2C_5.47-5.725_802.11ax HE80_CH106_Full_5530MHz	
ANT	CDD	
Pol.	Horizontal	Vertical
Peak Avg	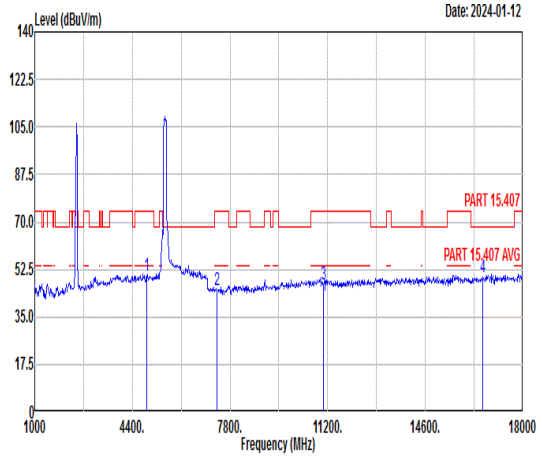 Freq Level Limit Line Margin Read Level Ant Factor Cable Loss Preamp Factor APos TPos Remark MHz dBuV/m dBuV/m dB dBuV dB/m dB dB cm deg 1 4904.00 50.43 74.00 -23.57 38.68 35.97 8.63 32.85 --- --- Peak 2 7356.00 44.73 74.00 -29.27 31.05 36.86 10.18 33.36 --- --- Peak 3 11060.00 47.12 74.00 -26.88 28.64 39.02 12.57 33.11 --- --- Peak 4 16590.00 49.50 68.30 -18.80 27.93 41.39 15.23 35.05 --- --- Peak	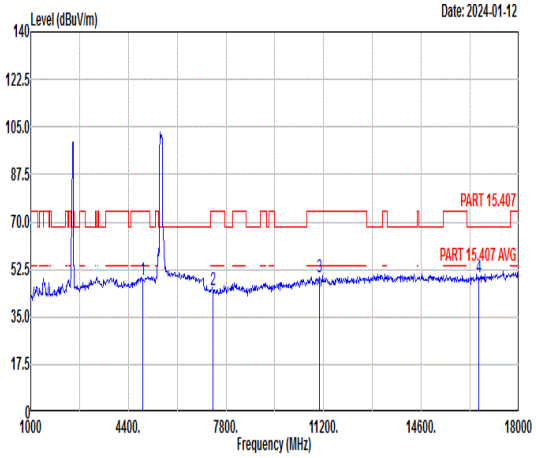 Freq Level Limit Line Margin Read Level Ant Factor Cable Loss Preamp Factor APos TPos Remark MHz dBuV/m dBuV/m dB dBuV dB/m dB dB cm deg 1 4904.00 48.39 74.00 -25.61 36.64 35.97 8.63 32.85 --- --- Peak 2 7356.00 44.67 74.00 -29.33 30.99 36.86 10.18 33.36 --- --- Peak 3 11060.00 49.85 74.00 -24.15 31.37 39.02 12.57 33.11 --- --- Peak 4 16590.00 49.87 68.30 -18.43 28.30 41.39 15.23 35.05 --- --- Peak

Note: For all plots above, the over limit line signals are Fundamental signal which can be ignored.

Mode	171	
	Harmonic	
	UNII 2C-3_5.47-5.85_802.11ax HE20_CH144_Full_5510MHz	
ANT	CDD	
Pol.	Horizontal	Vertical
Peak Avg	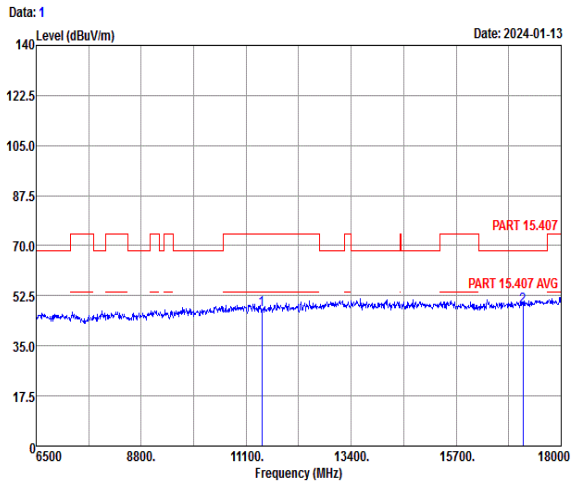 Freq Level Over Limit Limit Line ReadLevel Antenna Factor Cable Loss Preamp Factor A/Pos T/Pos Remark MHz dBuV/m dB dBuV/m dBuV dB/m dB dB cm deg 1 11440.00 47.63 -26.37 74.00 59.04 39.18 12.85 63.44 --- --- Peak 2 * 17160.00 48.64 -19.66 68.30 56.47 41.78 15.65 65.26 --- --- Peak	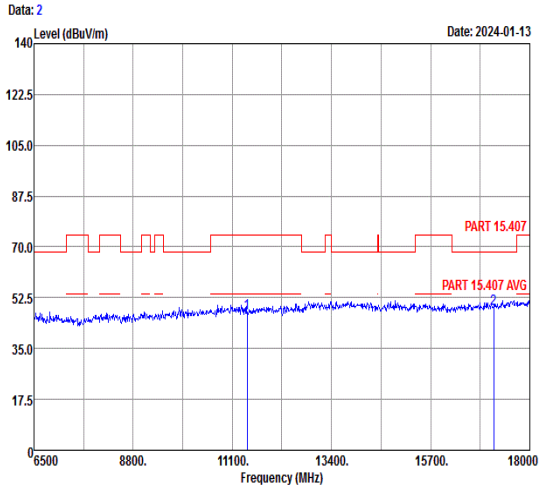 Freq Level Over Limit Limit Line ReadLevel Antenna Factor Cable Loss Preamp Factor A/Pos T/Pos Remark MHz dBuV/m dB dBuV/m dBuV dB/m dB dB cm deg 1 11440.00 47.07 -26.93 74.00 58.48 39.18 12.85 63.44 --- --- Peak 2 * 17160.00 48.81 -19.49 68.30 56.64 41.78 15.65 65.26 --- --- Peak

Appendix D. Duty Cycle Plots

Band	Duty Cycle(%)	T(ms)	1/T(kHz)	VBW Setting
802.11a	99.06	-	-	10Hz
802.11ac VHT20	100	-	-	10Hz
802.11ac VHT40	99.62	-	-	10Hz
802.11ac VHT80	99.26	-	-	10Hz
802.11ax HE20	99.63	-	-	10Hz
802.11ax HE40	99.45	-	-	10Hz
802.11ax HE80	99.43	-	-	10Hz
802.11ax HE160	99.77	-	-	10Hz
802.11be EHT20	99.63	-	-	10Hz
802.11be EHT40	99.82	-	-	10Hz
802.11be EHT80	99.62	-	-	10Hz
802.11be EHT160	99.77	-	-	10Hz
802.11be EHT160 Puncturing 20M	100	-	-	10Hz
802.11be EHT80 LargeRU484+242	97.59	0.810	1.235	3KHz
802.11be EHT160 LargeRU996+484	97.50	0.780	1.283	3KHz
802.11be EHT80 Puncturing 20M	100	-	-	10Hz
802.11be EHT160 Puncturing 40M	100	-	-	10Hz

802.11a

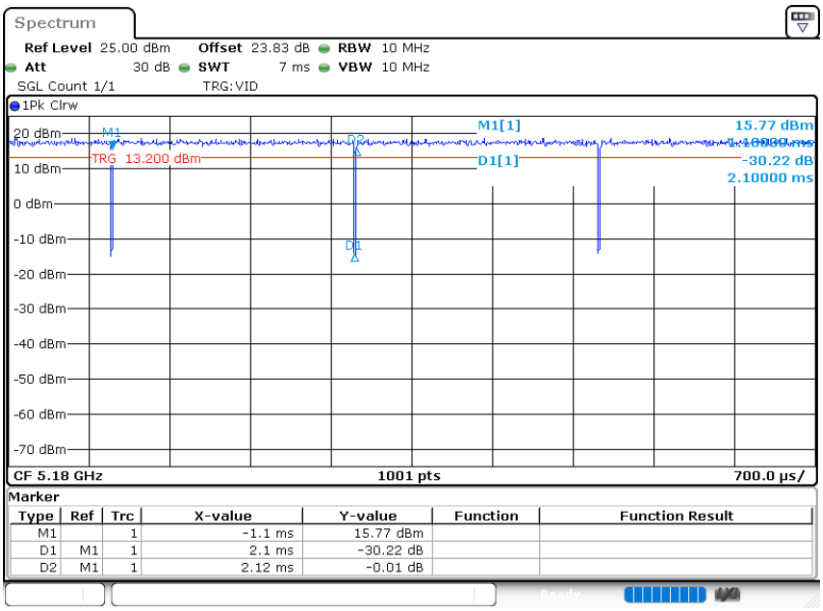

802.11ac VHT20

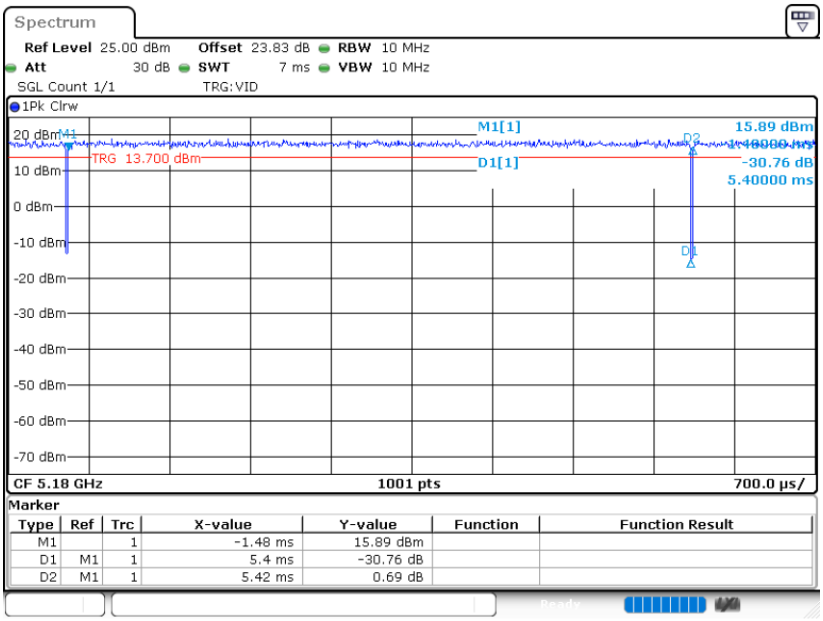

802.11ac VHT40

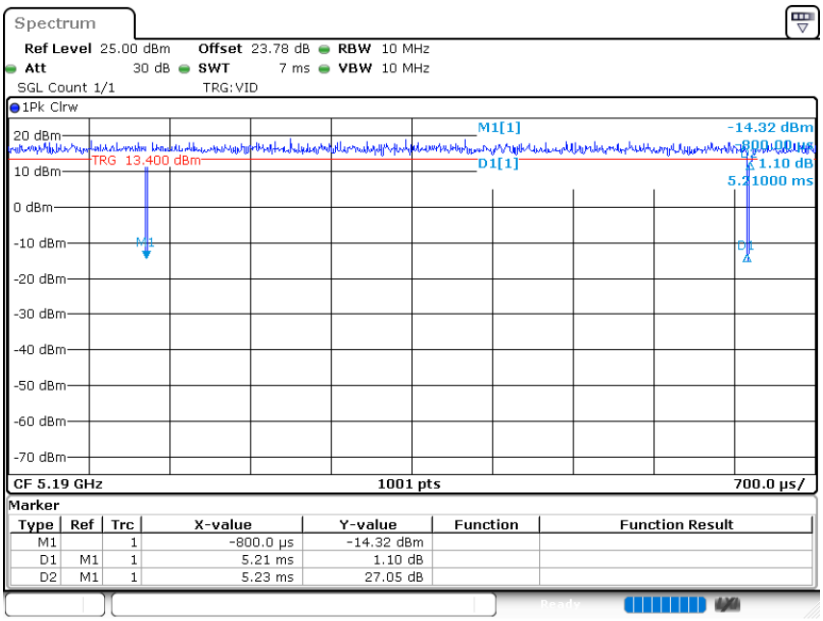

802.11ac VHT80

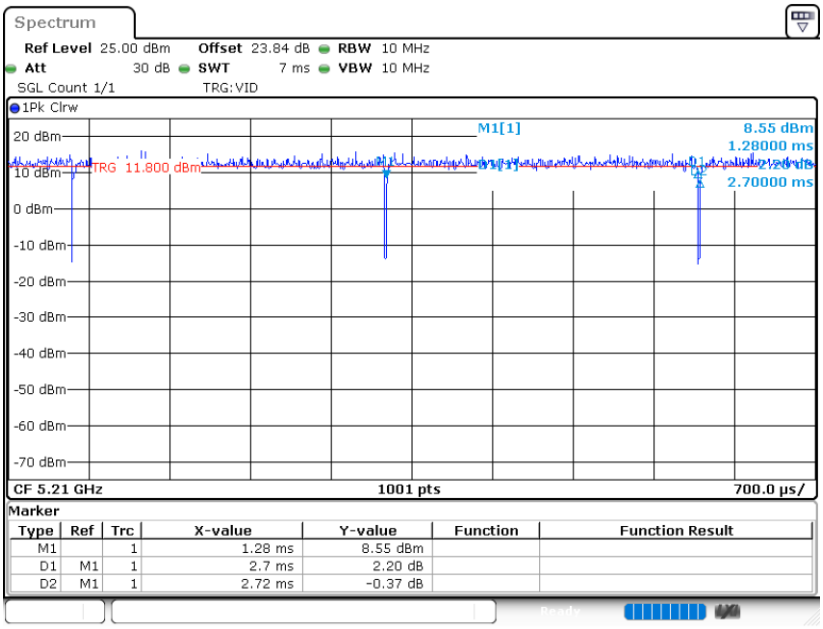

802.11ax HE20

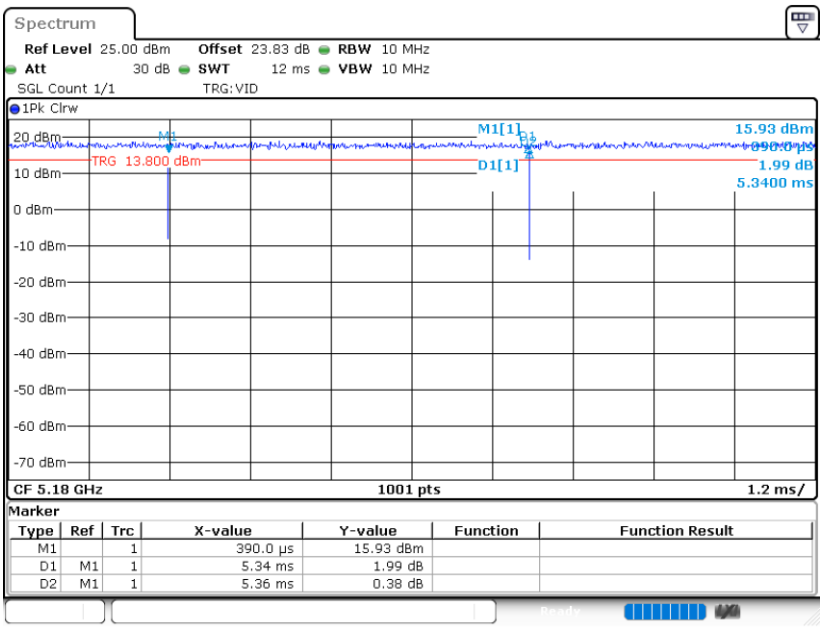

802.11ax HE40

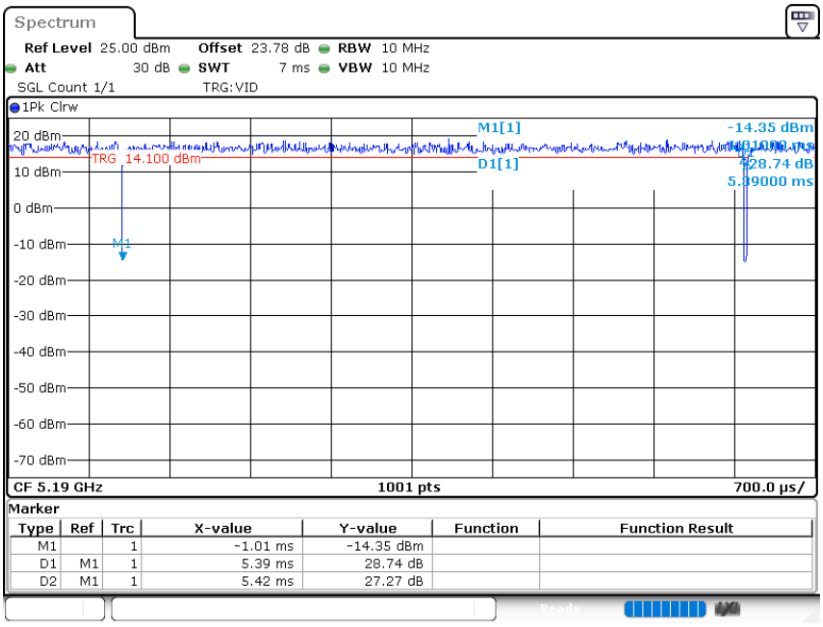

802.11ax HE80

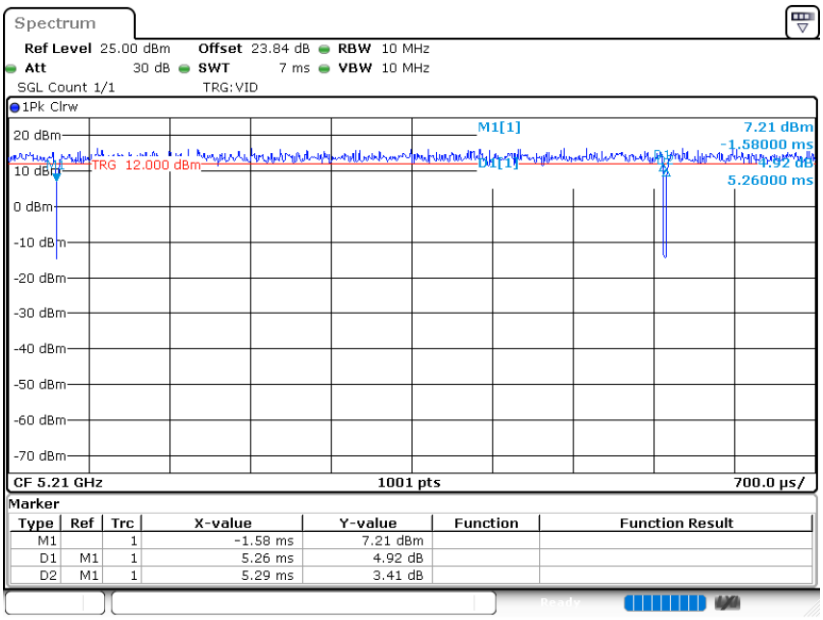

802.11ax HE160

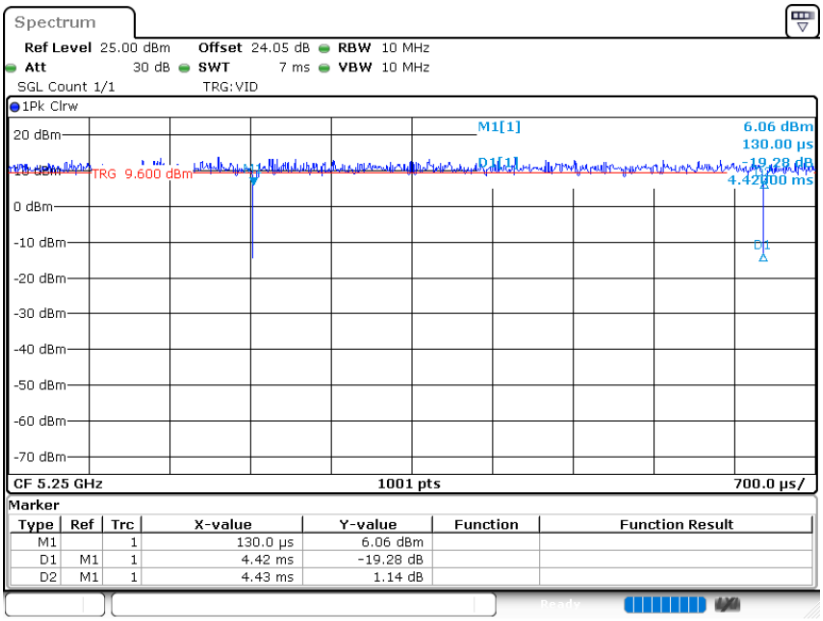

802.11be EHT20

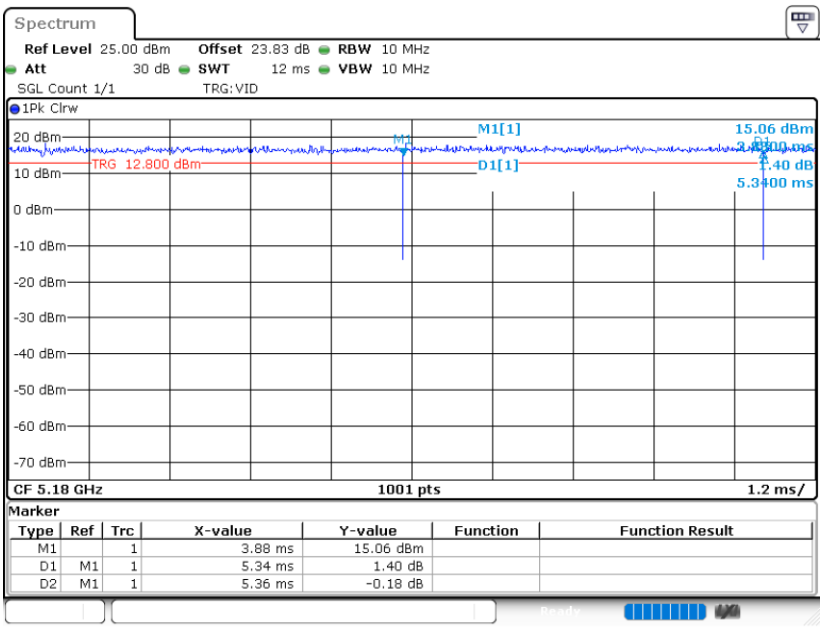

802.11be EHT40

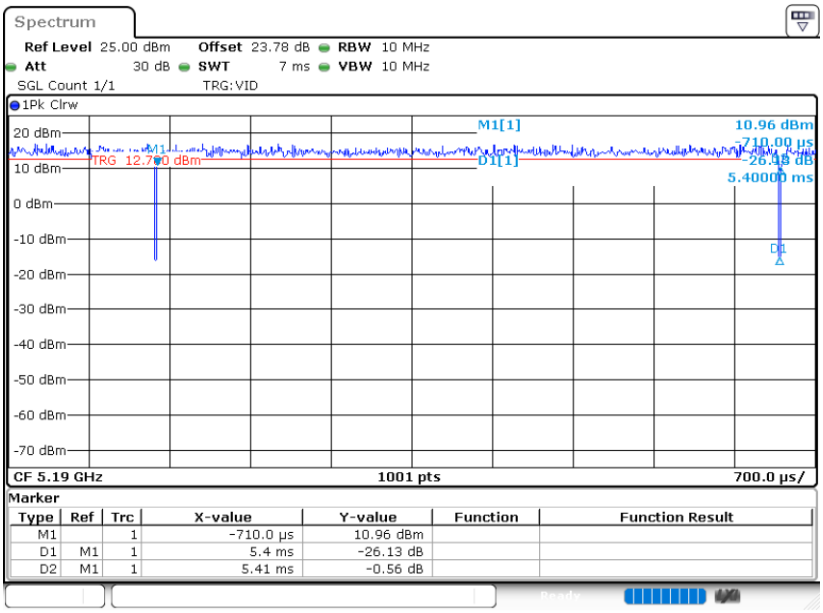

802.11be EHT80

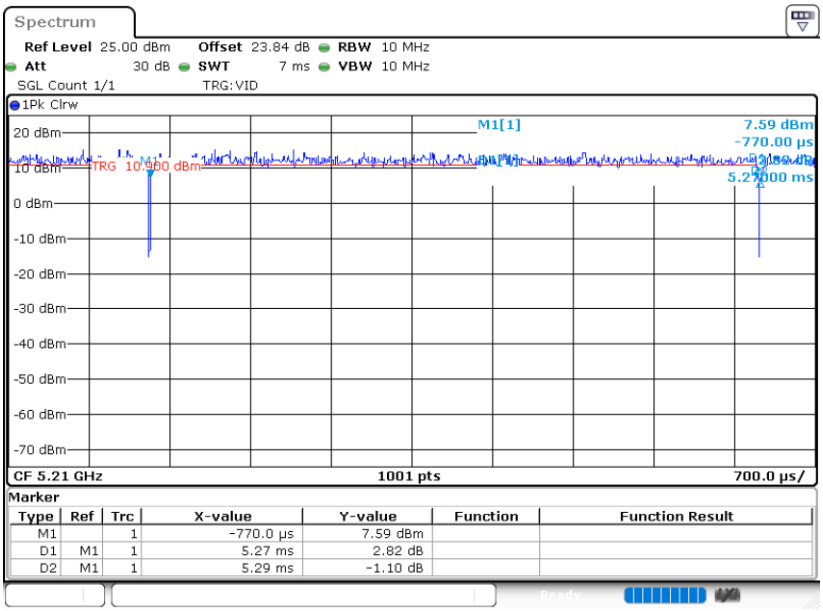

802.11be EHT160

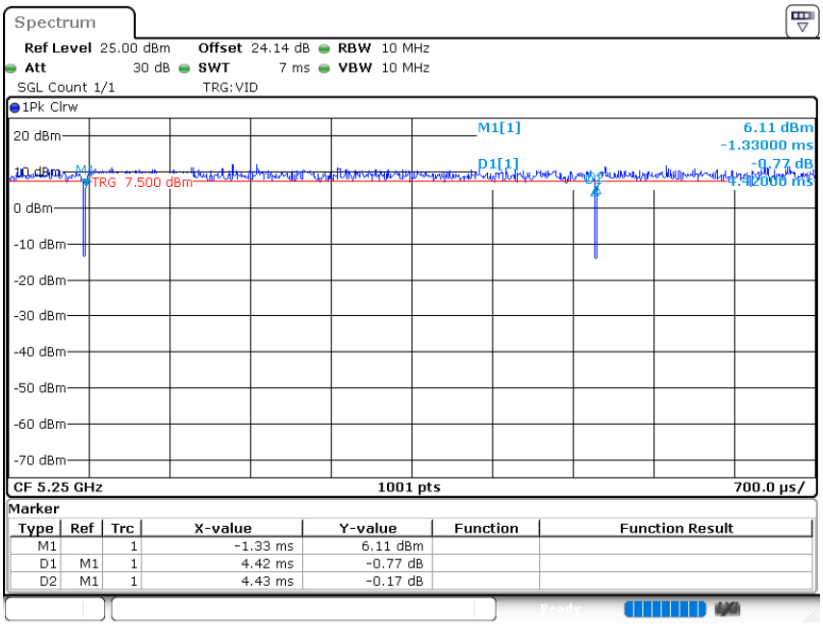

802.11be EHT80 _LargeRU484+242

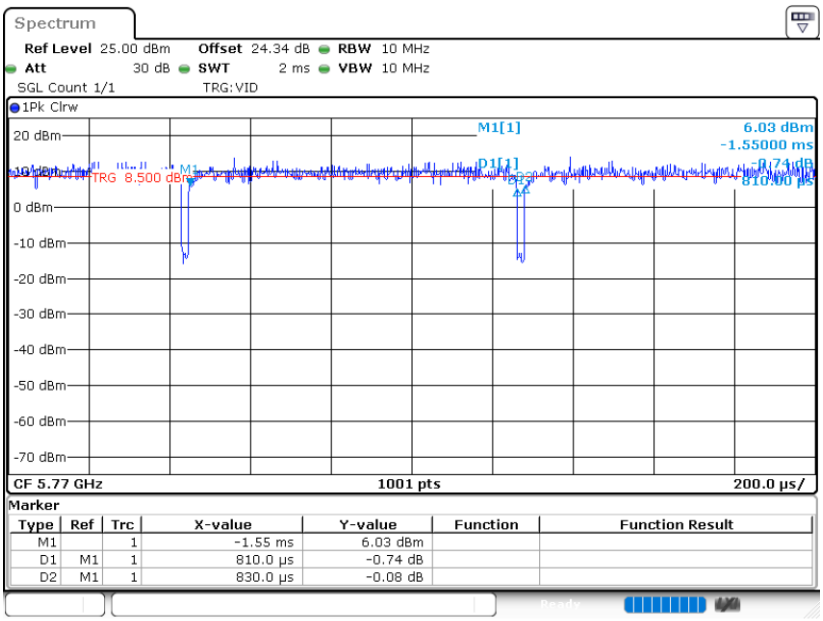

802.11be EHT160 _LargeRU996+484

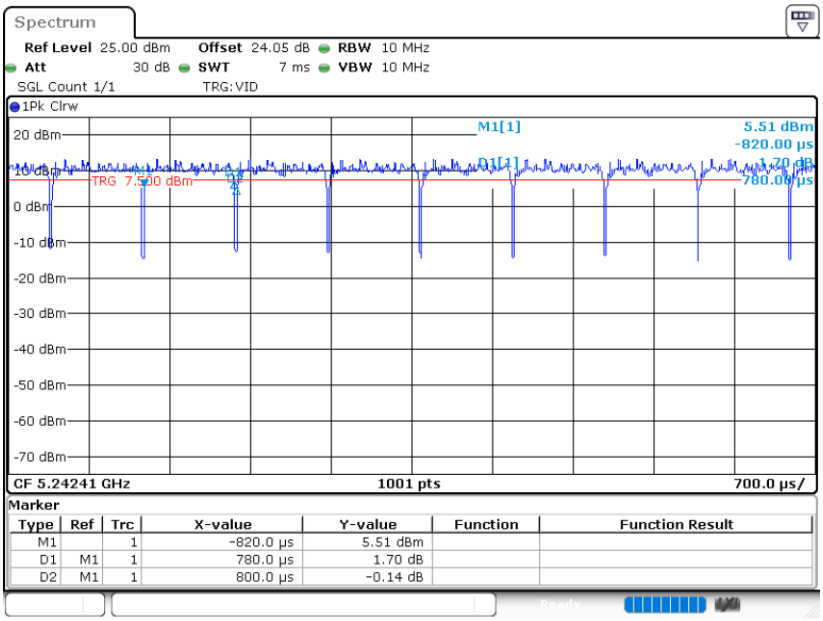

802.11be EHT80- Puncturing 20M

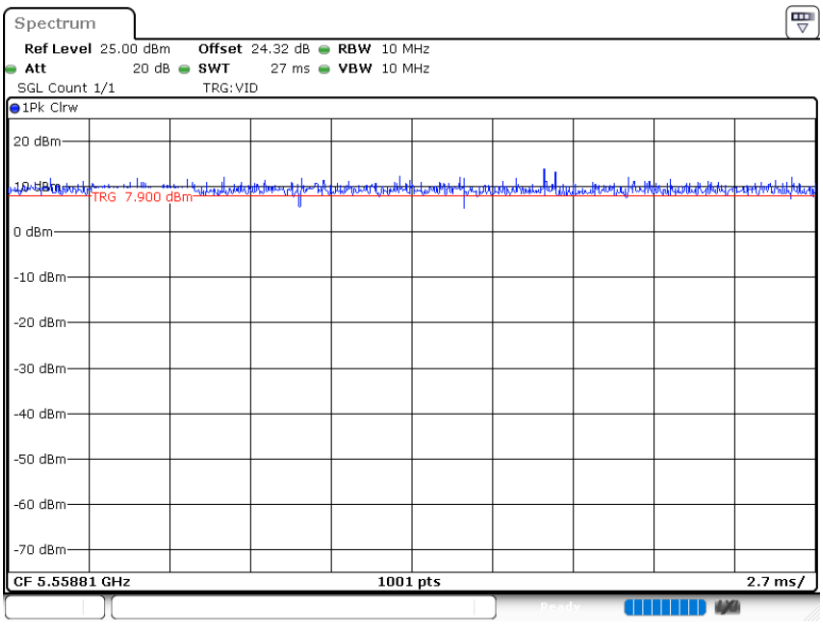

802.11be EHT160- Puncturing 20M

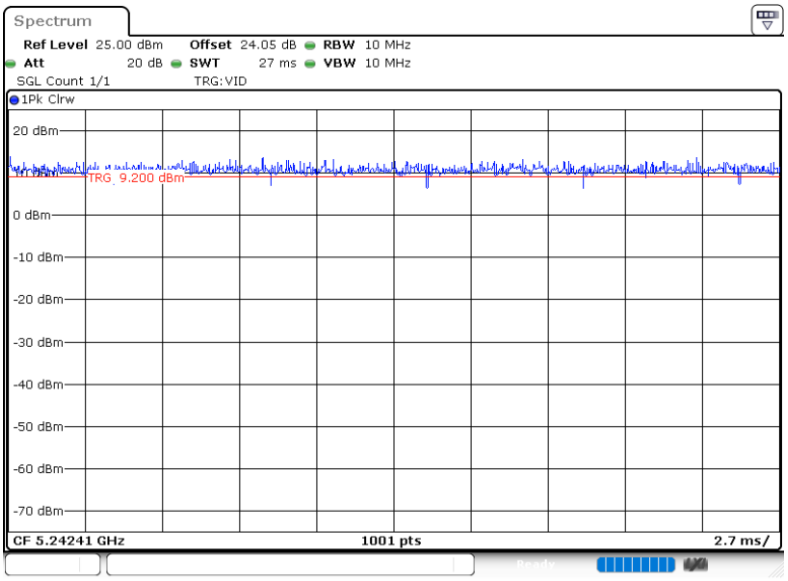
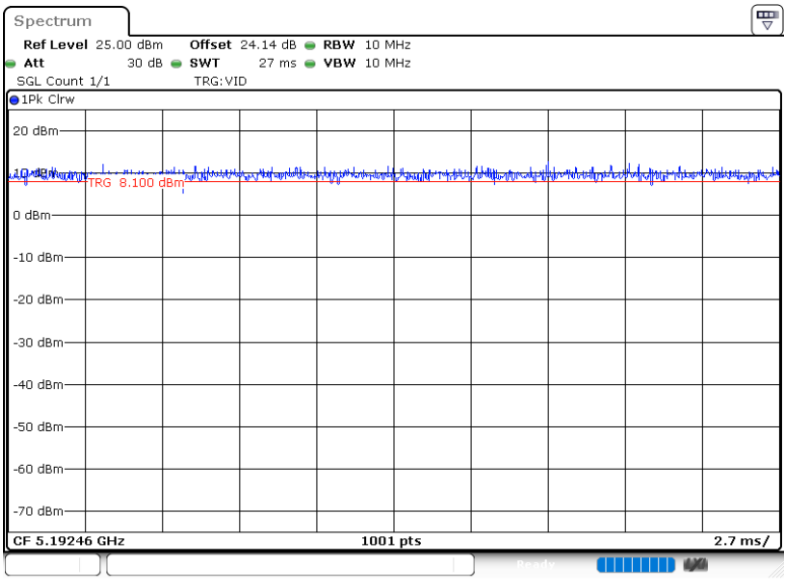
802.11be EHT160- Puncturing 40M