Mode	118	
	Band Edge - R	
	U-NII-3_5.725-5.85_802.11be EHT40_CH151_Full_5755MHz	
ANT	CDD	
Pol.	Horizontal	Fundamental
Peak	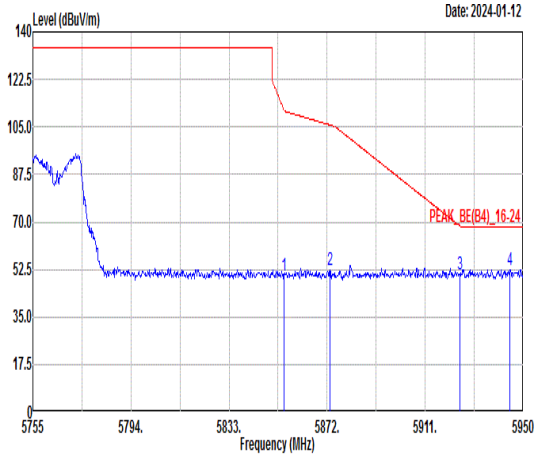 Freq Level Limit Line Margin (dB) Read Level Ant Factor Cable Loss Preamp Factor APos TPos Remark MHz dBuV/m dBuV/m dBuV dB/m dB dB cm deg 1 5854.84 50.44 111.17 -60.73 36.10 36.40 10.29 32.35 300 354 PEAK 2 5873.17 52.24 105.71 -53.47 37.86 36.42 10.33 32.37 300 354 PEAK 3 5924.85 50.95 68.41 -17.46 36.44 36.49 10.44 32.42 300 354 PEAK 4 5944.74 52.52 68.30 -15.78 37.96 36.52 10.48 32.44 300 354 PEAK	Blank

Mode	118	
	Band Edge - L	
	U-NII-3_5.725-5.85_802.11be EHT40_CH151_Full_5755MHz	
ANT	CDD	
Pol.	Vertical	Fundamental
Peak	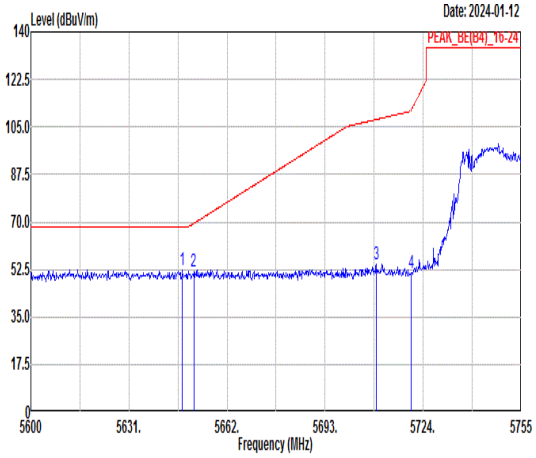 Freq Level Limit Line Margin (dB) Read Level Ant Factor Cable Loss Preamp Factor APos TPos Remark MHz dBuV/m dBuV/m dBuV dB/m dB dB cm deg 1 5647.90 52.36 68.30 -15.94 38.54 36.11 9.86 32.15 363 360 PEAK 2 5651.46 51.82 69.38 -17.56 38.00 36.11 9.86 32.15 363 360 PEAK 3 5709.12 54.44 107.76 -53.32 40.47 36.19 9.99 32.21 363 360 PEAK 4 5720.13 51.14 111.09 -59.95 37.14 36.21 10.01 32.22 363 360 PEAK	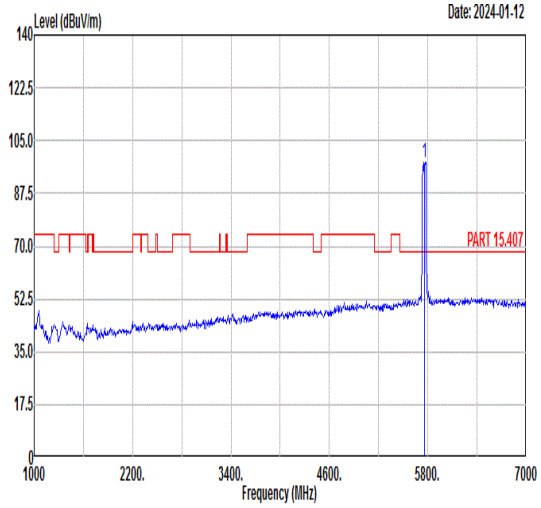 Freq Level Limit Line Margin (dB) Read Level Ant Factor Cable Loss Preamp Factor APos TPos Remark MHz dBuV/m dBuV/m dBuV dB/m dB dB cm deg 1 5755.00 97.95 ------ ------ 83.83 36.28 10.11 32.27 363 360 PEAK
Avg	Blank	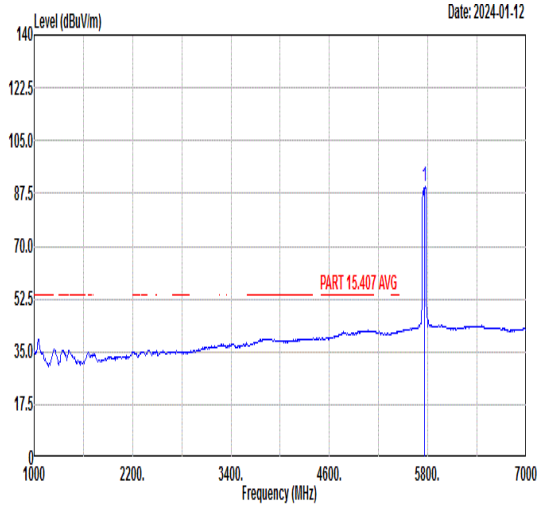 Freq Level Limit Line Margin (dB) Read Level Ant Factor Cable Loss Preamp Factor APos TPos Remark MHz dBuV/m dBuV/m dBuV dB/m dB dB cm deg 1 5755.00 89.63 ------ ------ 75.51 36.28 10.11 32.27 363 360 AVERAGE

Mode	118	
	Band Edge - R	
	U-NII-3_5.725-5.85_802.11be EHT40_CH151_Full_5755MHz	
ANT	CDD	
Pol.	Vertical	Fundamental
Peak	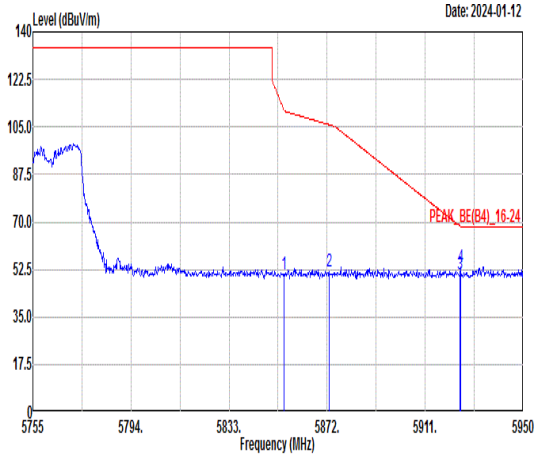 Freq Level Limit Line Margin (dB) Read Level Ant Factor Cable Loss Preamp Factor APos TPos Remark MHz dBuV/m dBuV/m dBuV dB/m dB dB cm deg 1 5854.84 50.51 111.17 -60.66 36.17 36.40 10.29 32.35 363 360 PEAK 2 5872.98 51.86 105.77 -53.91 37.48 36.42 10.33 32.37 363 360 PEAK 3 5924.85 50.93 68.41 -17.48 36.42 36.49 10.44 32.42 363 360 PEAK 4 5925.04 53.42 68.30 -14.88 38.91 36.50 10.44 32.43 363 360 PEAK	Blank

Mode	118	
	Harmonic	
	U-NII-3_5.725-5.85_802.11be EHT40_CH151_Full_5755MHz	
ANT	CDD	
Pol.	Horizontal	Vertical
Peak Avg	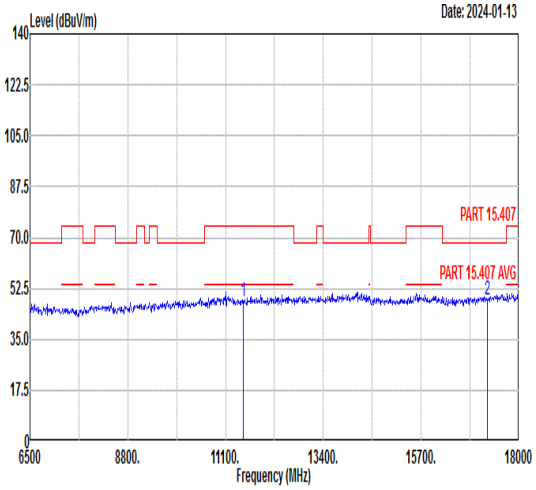 Freq Level Limit Line Margin Read Level Ant Factor Cable Loss Preamp Factor APos TPos Remark MHz dBuV/m dBuV/m dB dBuV dB/m dB dB cm deg 1 11510.00 47.82 74.00 -26.18 59.18 39.20 12.89 63.45 --- --- Peak 2 17265.00 48.39 68.30 -19.91 56.08 41.89 15.74 65.32 --- --- Peak	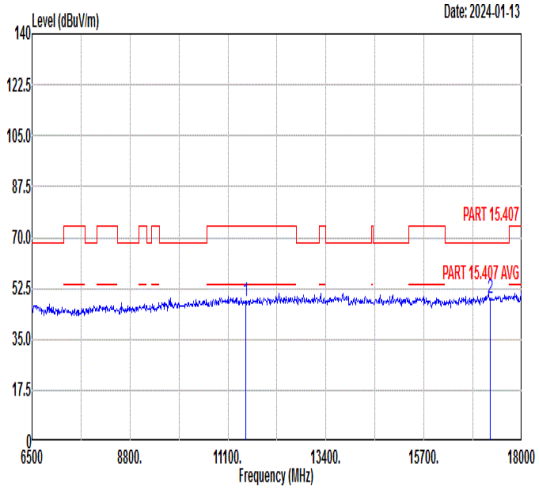 Freq Level Limit Line Margin Read Level Ant Factor Cable Loss Preamp Factor APos TPos Remark MHz dBuV/m dBuV/m dB dBuV dB/m dB dB cm deg 1 11510.00 47.82 74.00 -26.18 59.18 39.20 12.89 63.45 --- --- Peak 2 17265.00 49.00 68.30 -19.30 56.69 41.89 15.74 65.32 --- --- Peak

Mode	119	
	Band Edge - L	
	U-NII-3_5.725-5.85_802.11be EHT40_CH159_Full_5795MHz	
ANT	CDD	
Pol.	Horizontal	Fundamental
Peak	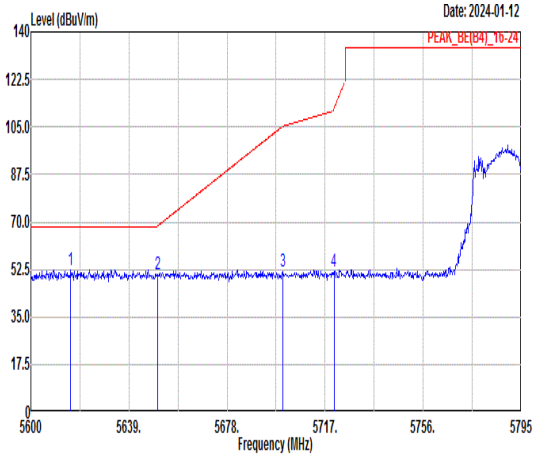 Freq Level Limit Line Margin (dB) Read Level Ant Factor Cable Loss Preamp Factor APos TPos Remark 1 5615.80 52.44 68.30 -15.86 38.71 36.06 9.79 32.12 100 119 PEAK 2 5650.51 50.71 68.67 -17.96 36.89 36.11 9.86 32.15 100 119 PEAK 3 5700.04 51.77 105.21 -53.44 37.82 36.18 9.97 32.20 100 119 PEAK 4 5720.51 51.57 111.96 -60.39 37.57 36.21 10.01 32.22 100 119 PEAK	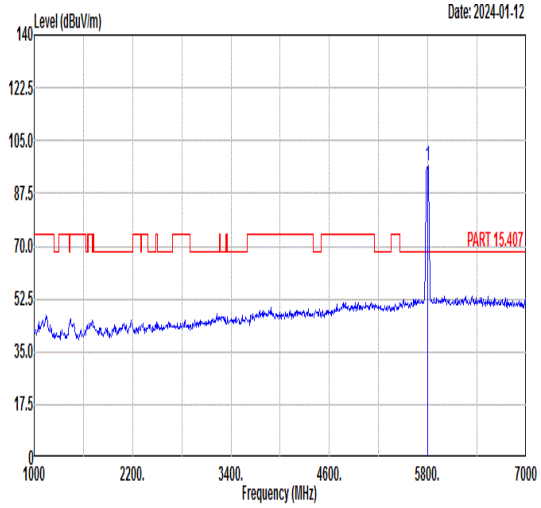 Freq Level Limit Line Margin (dB) Read Level Ant Factor Cable Loss Preamp Factor APos TPos Remark 1 5795.00 96.46 ------ ------ 82.25 36.33 10.19 32.31 100 119 PEAK
Avg	Blank	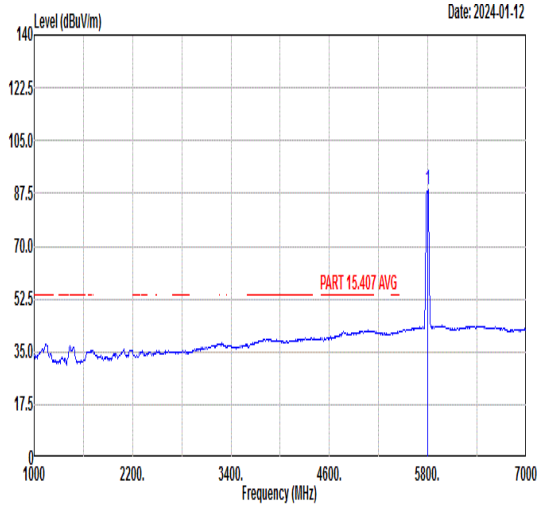 Freq Level Limit Line Margin (dB) Read Level Ant Factor Cable Loss Preamp Factor APos TPos Remark 1 5795.00 88.49 ------ ------ 74.28 36.33 10.19 32.31 100 119 AVERAGE

Mode	119	
	Band Edge - R	
	U-NII-3_5.725-5.85_802.11be EHT40_CH159_Full_5795MHz	
ANT	CDD	
Pol.	Horizontal	Fundamental
Peak	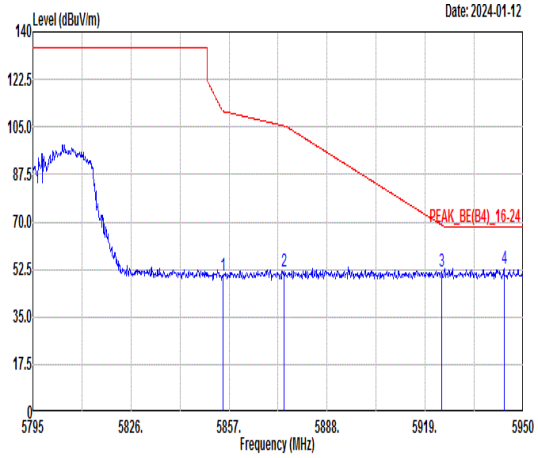 Freq Level Limit Line Margin (dB) Read Level Ant Factor Cable Loss Preamp Factor APos TPos Remark MHz dBuV/m dBuV/m dBuV dB/m dB dB cm deg 1 5854.99 50.20 110.83 -60.63 35.86 36.40 10.29 32.35 100 119 PEAK 2 5874.36 51.85 105.38 -53.53 37.47 36.42 10.33 32.37 100 119 PEAK 3 5924.27 51.85 68.84 -16.99 37.34 36.49 10.44 32.42 100 119 PEAK 4 5943.96 52.81 68.30 -15.49 38.25 36.52 10.48 32.44 100 119 PEAK	Blank

Mode	119	
	Band Edge - L	
	U-NII-3_5.725-5.85_802.11be EHT40_CH159_Full_5795MHz	
ANT	CDD	
Pol.	Vertical	Fundamental
Peak	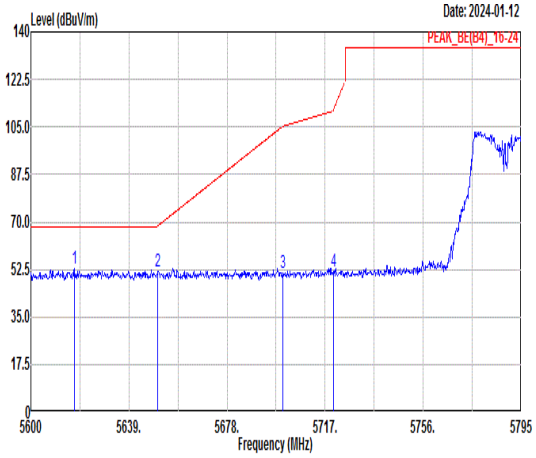 Freq Level Limit Line Margin (dB) Read Level Ant Factor Cable Loss Preamp Factor APos TPos Remark MHz dBuV/m dBuV/m dBuV dB/m dB dB cm deg 1 5617.36 52.64 68.30 -15.66 38.91 36.06 9.79 32.12 200 275 PEAK 2 5650.51 52.00 68.67 -16.67 38.18 36.11 9.86 32.15 200 275 PEAK 3 5700.23 51.34 105.26 -53.92 37.39 36.18 9.97 32.20 200 275 PEAK 4 5720.32 52.01 111.52 -59.51 38.01 36.21 10.01 32.22 200 275 PEAK	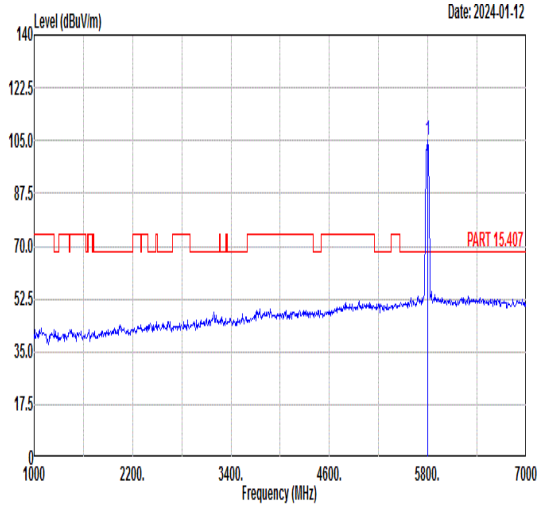 Freq Level Limit Line Margin (dB) Read Level Ant Factor Cable Loss Preamp Factor APos TPos Remark MHz dBuV/m dBuV/m dBuV dB/m dB dB cm deg 1 5795.00 105.17 ------ ------ 90.99 36.31 10.16 32.29 200 275 PEAK
Avg	Blank	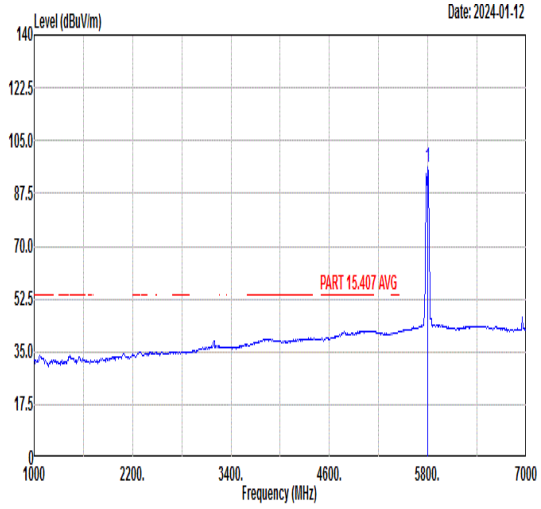 Freq Level Limit Line Margin (dB) Read Level Ant Factor Cable Loss Preamp Factor APos TPos Remark MHz dBuV/m dBuV/m dBuV dB/m dB dB cm deg 1 5795.00 96.28 ------ ------ 82.08 36.32 10.18 32.30 200 275 AVERAGE

Mode	119	
	Band Edge - R	
	U-NII-3_5.725-5.85_802.11be EHT40_CH159_Full_5795MHz	
ANT	CDD	
Pol.	Vertical	Fundamental
Peak	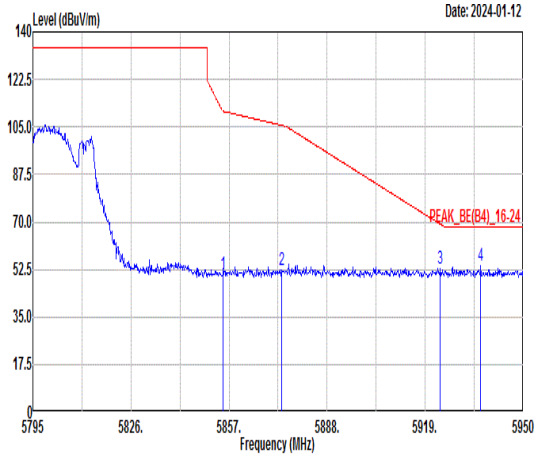 Freq Level Limit Line Margin (dB) Read Level Ant Factor Cable Loss Preamp Factor APos TPos Remark MHz dBuV/m dBuV/m dBuV dB/m dB dB cm deg 1 5854.99 50.60 110.83 -60.23 36.26 36.40 10.29 32.35 200 275 PEAK 2 5873.59 52.36 105.60 -53.24 37.98 36.42 10.33 32.37 200 275 PEAK 3 5923.81 52.70 69.18 -16.48 38.19 36.49 10.44 32.42 200 275 PEAK 4 5936.52 53.69 68.30 -14.61 39.16 36.51 10.46 32.44 200 275 PEAK	Blank

Mode	119	
	Harmonic	
	U-NII-3_5.725-5.85_802.11be EHT40_CH159_Full_5795MHz	
ANT	CDD	
Pol.	Horizontal	Vertical
Peak Avg	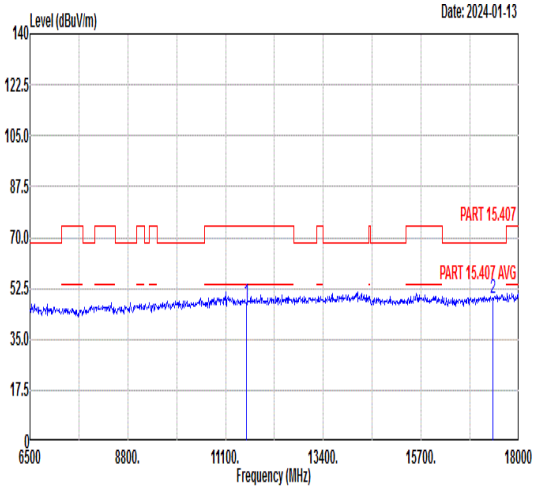 Freq Level Limit Line Margin Read Level Ant Factor Cable Loss Preamp Factor APos TPos Remark MHz dBuV/m dBuV/m dB dBuV dB/m dB dB cm deg 1 11590.00 47.43 74.00 -26.57 58.69 39.24 12.95 63.45 --- --- Peak 2 17385.00 49.35 68.30 -18.95 56.88 42.02 15.83 65.38 --- --- Peak	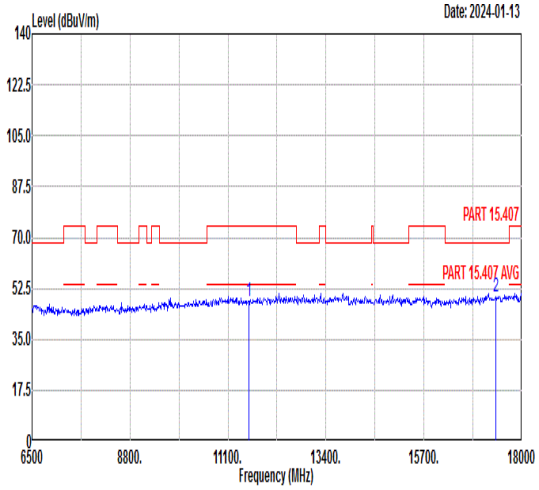 Freq Level Limit Line Margin Read Level Ant Factor Cable Loss Preamp Factor APos TPos Remark MHz dBuV/m dBuV/m dB dBuV dB/m dB dB cm deg 1 11590.00 48.32 74.00 -25.68 59.58 39.24 12.95 63.45 --- --- Peak 2 17385.00 49.89 68.30 -18.41 57.42 42.02 15.83 65.38 --- --- Peak

Mode	120	
	Band Edge - L	
	U-NII-3_5.725-5.85_802.11be EHT80_CH155_Full_5775MHz	
ANT	CDD	
Pol.	Horizontal	Fundamental
Peak	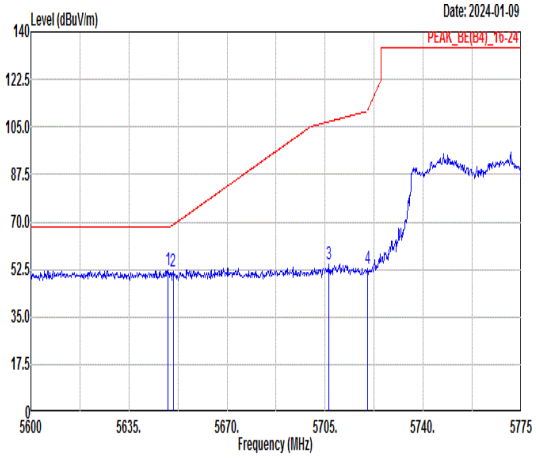 Freq Level Limit Line Margin (dB) Read Level Ant Factor Cable Loss Preamp Factor APos TPos Remark 1 5648.83 52.37 68.30 -15.93 38.55 36.11 9.86 32.15 300 288 PEAK 2 5650.75 51.83 68.86 -17.03 38.01 36.11 9.86 32.15 300 288 PEAK 3 5706.23 54.19 106.95 -52.76 40.23 36.19 9.98 32.21 300 288 PEAK 4 5720.23 52.65 111.31 -58.66 38.65 36.21 10.01 32.22 300 288 PEAK	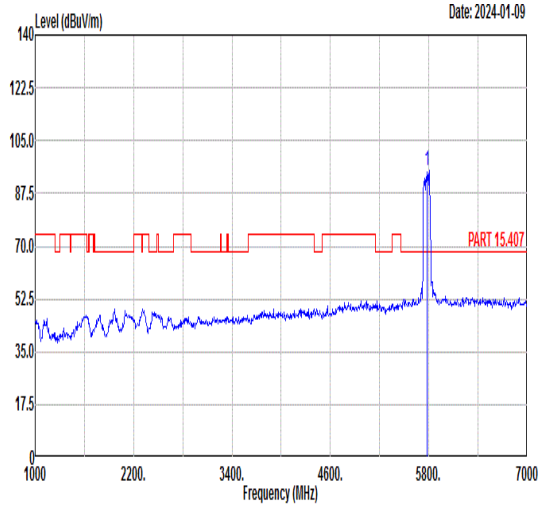 Freq Level Limit Line Margin (dB) Read Level Ant Factor Cable Loss Preamp Factor APos TPos Remark 1 5775.00 94.86 ------ ------ 80.63 36.34 10.20 32.31 300 288 PEAK
Avg	Blank	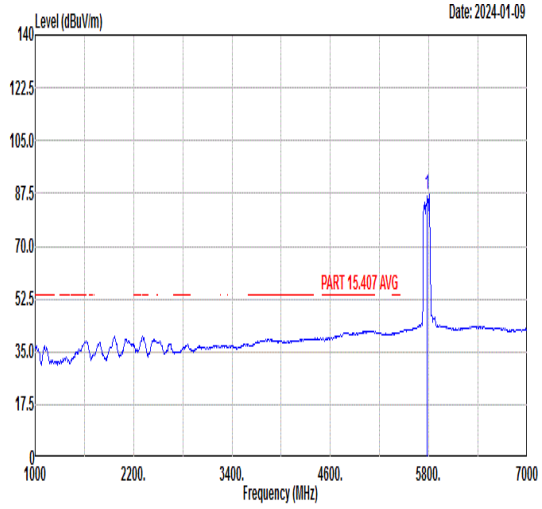 Freq Level Limit Line Margin (dB) Read Level Ant Factor Cable Loss Preamp Factor APos TPos Remark 1 5775.00 87.04 ------ ------ 72.81 36.34 10.20 32.31 300 288 AVERAGE

Mode	120	
	Band Edge - R	
	U-NII-3_5.725-5.85_802.11be EHT80_CH155_Full_5775MHz	
ANT	CDD	
Pol.	Horizontal	Fundamental
Peak	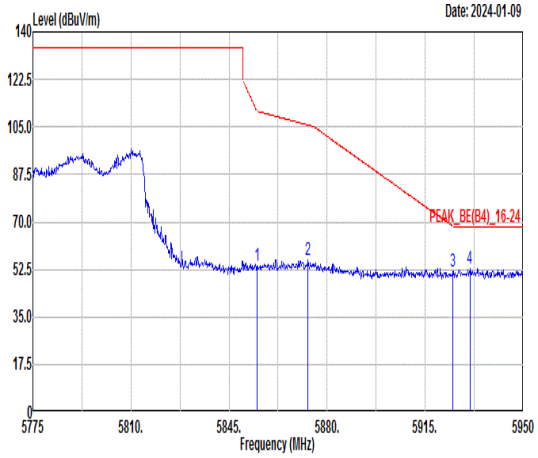	Blank

	Freq	Level	Limit Line	Margin (dB)	Read Level	Ant Factor	Cable Loss	Preamp Factor	APos	TPos	Remark
	MHz	dBuV/m	dBuV/m		dBuV	dB/m	dB	dB	cm	deg	
1	5854.98	53.67	110.86	-57.19	39.33	36.40	10.29	32.35	300	288	PEAK
2	5873.18	56.23	105.71	-49.48	41.85	36.42	10.33	32.37	300	288	PEAK
3	5924.98	52.00	68.32	-16.32	37.49	36.49	10.44	32.42	300	288	PEAK
4	5930.93	52.66	68.30	-15.64	38.14	36.50	10.45	32.43	300	288	PEAK

Mode	120	
	Band Edge - L	
	U-NII-3_5.725-5.85_802.11be EHT80_CH155_Full_5775MHz	
ANT	CDD	
Pol.	Vertical	Fundamental
Peak	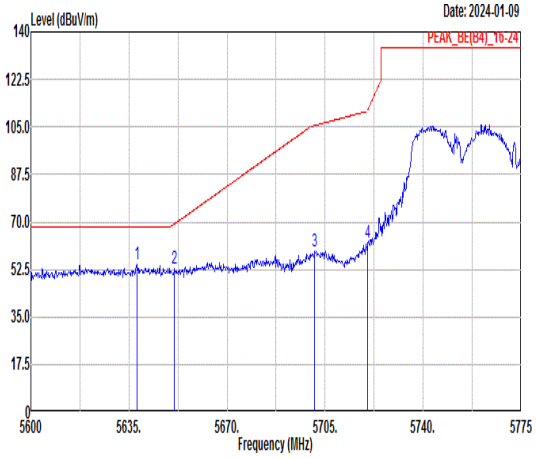 Freq Level Limit Line Margin (dB) Read Level Ant Factor Cable Loss Preamp Factor APos TPos Remark 1 5637.80 54.38 68.30 -13.92 40.59 36.09 9.84 32.14 227 176 PEAK 2 5651.28 52.87 69.24 -16.37 39.05 36.11 9.86 32.15 227 176 PEAK 3 5701.33 59.38 105.57 -46.19 45.43 36.18 9.97 32.20 227 176 PEAK 4 5720.23 62.52 111.31 -48.79 48.52 36.21 10.01 32.22 227 176 PEAK	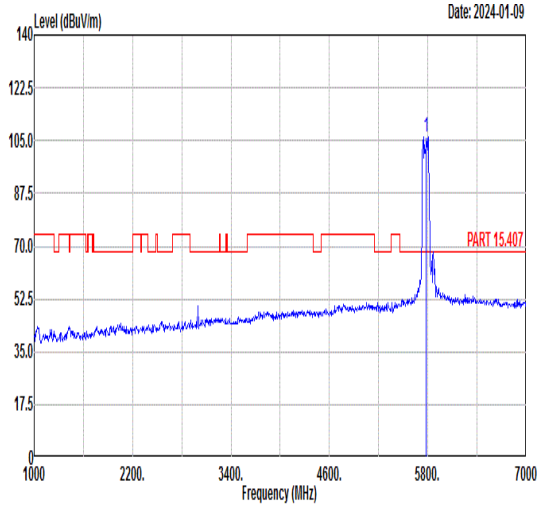 Freq Level Limit Line Margin (dB) Read Level Ant Factor Cable Loss Preamp Factor APos TPos Remark 1 5775.00 106.30 ------ ------ 92.25 36.24 10.06 32.25 227 176 PEAK
Avg	Blank	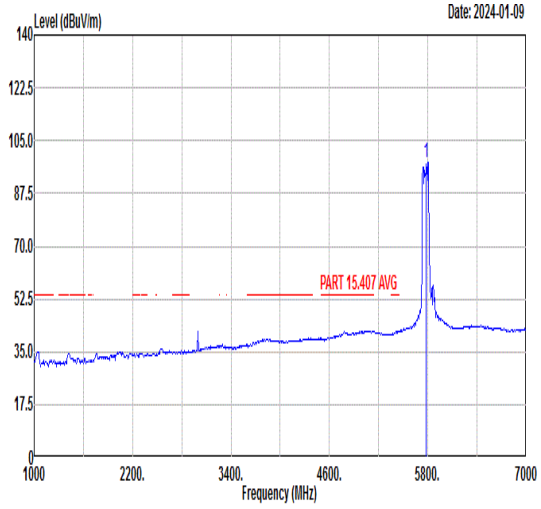 Freq Level Limit Line Margin (dB) Read Level Ant Factor Cable Loss Preamp Factor APos TPos Remark 1 5775.00 97.85 ------ ------ 83.65 36.32 10.18 32.30 227 176 AVERAGE

Mode	120	
	Band Edge - R	
	U-NII-3_5.725-5.85_802.11be EHT80_CH155_Full_5775MHz	
ANT	CDD	
Pol.	Vertical	Fundamental
Peak	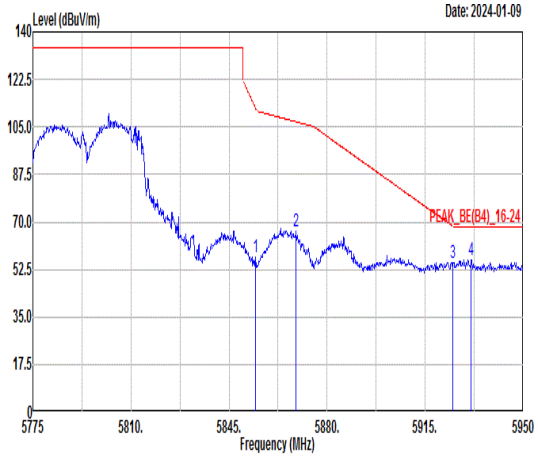 Freq Level Limit Line Margin (dB) Read Level Ant Factor Cable Loss Preamp Factor APos TPos Remark MHz dBuV/m dBuV/m dBuV dB/m dB dB cm deg 1 5854.45 57.00 112.05 -55.05 42.66 36.40 10.29 32.35 227 176 PEAK 2 5868.98 66.47 106.89 -40.42 52.10 36.42 10.32 32.37 227 176 PEAK 3 5924.98 54.84 68.32 -13.48 40.33 36.49 10.44 32.42 227 176 PEAK 4 5931.45 56.24 68.30 -12.06 41.72 36.50 10.45 32.43 227 176 PEAK	Blank

Mode	120	
	Harmonic	
	U-NII-3_5.725-5.85_802.11be EHT80_CH155_Full_5775MHz	
ANT	CDD	
Pol.	Horizontal	Vertical
Peak Avg	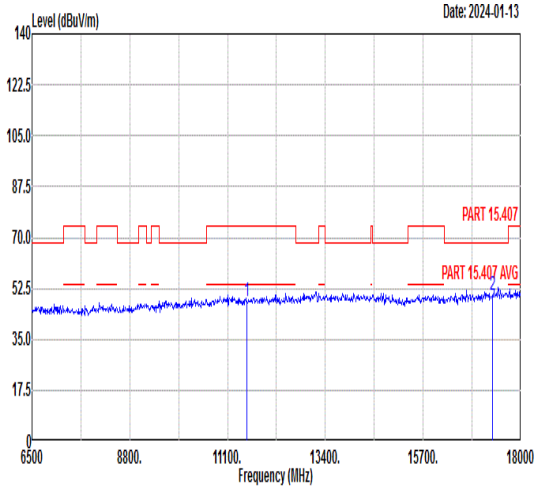 Freq Level Limit Line Margin Read Level Ant Factor Cable Loss Preamp Factor APos TPos Remark MHz dBuV/m dBuV/m dB dBuV dB/m dB dB cm deg 1 11550.00 48.15 74.00 -25.85 59.46 39.22 12.92 63.45 --- --- Peak 2 17325.00 50.15 68.30 -18.15 57.75 41.96 15.79 65.35 --- --- Peak	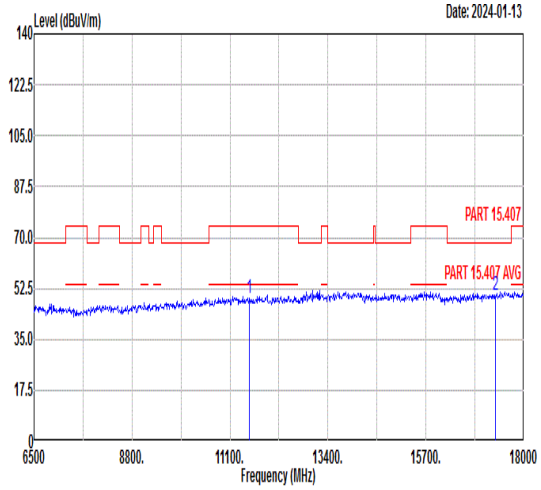 Freq Level Limit Line Margin Read Level Ant Factor Cable Loss Preamp Factor APos TPos Remark MHz dBuV/m dBuV/m dB dBuV dB/m dB dB cm deg 1 11550.00 48.87 74.00 -25.13 60.18 39.22 12.92 63.45 --- --- Peak 2 17325.00 50.19 68.30 -18.11 57.79 41.96 15.79 65.35 --- --- Peak

Mode	121	
	Harmonic	
	U-NII-3_5.725-5.85_802.11a_CH144_5720MHz	
ANT	CDD	
Pol.	Horizontal	Vertical
Peak Avg	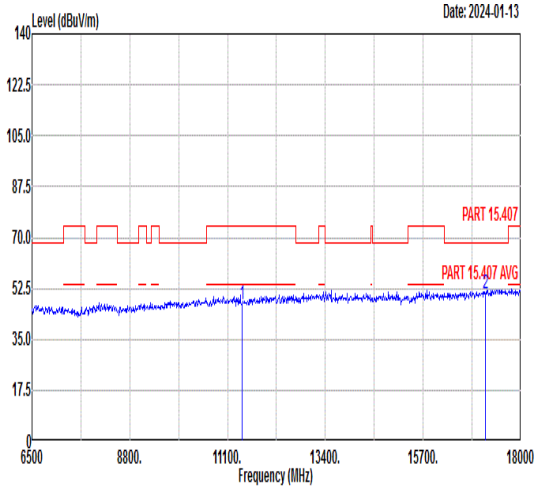 Freq Level Limit Line Margin Read Level Ant Factor Cable Loss Preamp Factor APos TPos Remark MHz dBuV/m dBuV/m dB dBuV dB/m dB dB cm deg 1 11440.00 46.80 74.00 -27.20 58.22 39.18 12.84 63.44 --- --- Peak 2 17160.00 50.57 68.30 -17.73 58.39 41.78 15.66 65.26 --- --- Peak	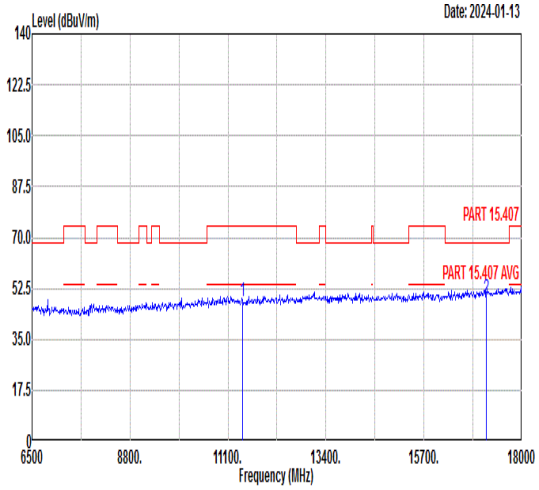 Freq Level Limit Line Margin Read Level Ant Factor Cable Loss Preamp Factor APos TPos Remark MHz dBuV/m dBuV/m dB dBuV dB/m dB dB cm deg 1 11440.00 47.83 74.00 -26.17 59.25 39.18 12.84 63.44 --- --- Peak 2 17160.00 49.09 68.30 -19.21 56.91 41.78 15.66 65.26 --- --- Peak

Mode	123	
	Harmonic	
	U-NII-3_5.725-5.85_802.11ac VHT20_CH144_5720MHz	
ANT	CDD	
Pol.	Horizontal	Vertical
Peak Avg	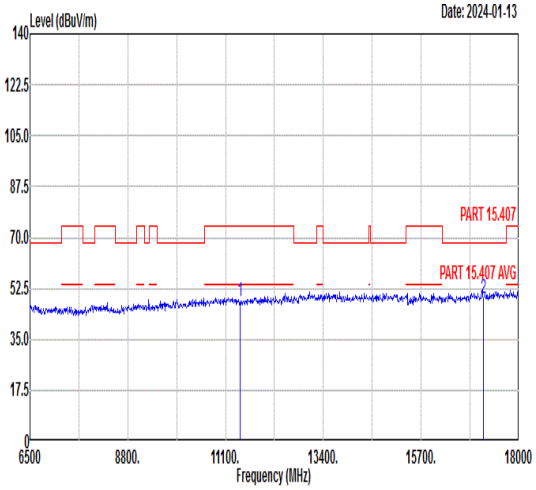 Freq Level Limit Line Margin Read Level Ant Factor Cable Loss Preamp Factor APos TPos Remark MHz dBuV/m dBuV/m dB dBuV dB/m dB dB cm deg 1 11440.00 47.92 74.00 -26.08 59.34 39.18 12.84 63.44 --- --- Peak 2 17160.00 49.17 68.30 -19.13 56.99 41.78 15.66 65.26 --- --- Peak	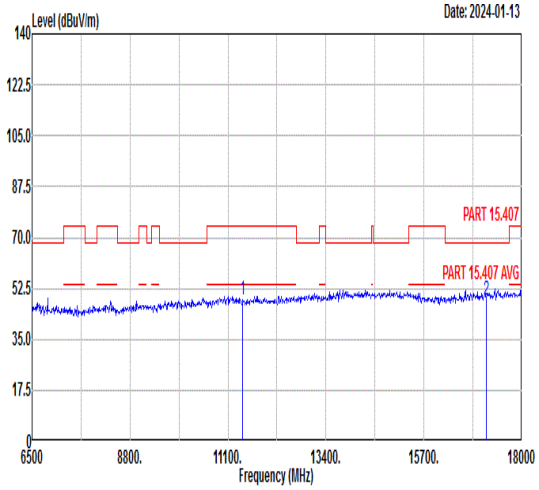 Freq Level Limit Line Margin Read Level Ant Factor Cable Loss Preamp Factor APos TPos Remark MHz dBuV/m dBuV/m dB dBuV dB/m dB dB cm deg 1 11440.00 48.39 74.00 -25.61 59.81 39.18 12.84 63.44 --- --- Peak 2 17160.00 48.50 68.30 -19.80 56.32 41.78 15.66 65.26 --- --- Peak

Mode	124	
	Harmonic	
	U-NII-3_5.725-5.85_802.11ac VHT40_CH142_5710MHz	
ANT	CDD	
Pol.	Horizontal	Vertical
Peak Avg	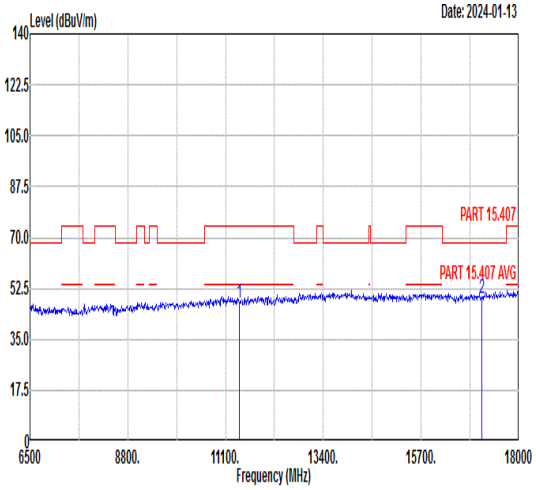 Freq Level Limit Line Margin Read Level Ant Factor Cable Loss Preamp Factor APos TPos Remark MHz dBuV/m dBuV/m dB dBuV dB/m dB dB cm deg 1 11420.00 47.58 74.00 -26.42 59.03 39.17 12.82 63.44 --- --- Peak 2 17130.00 48.99 68.30 -19.31 56.86 41.74 15.64 65.25 --- --- Peak	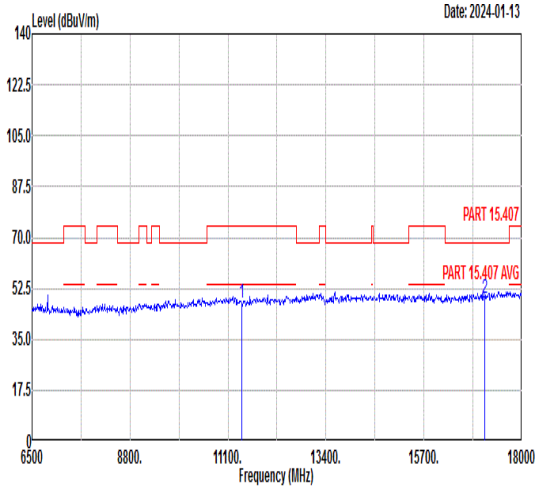 Freq Level Limit Line Margin Read Level Ant Factor Cable Loss Preamp Factor APos TPos Remark MHz dBuV/m dBuV/m dB dBuV dB/m dB dB cm deg 1 11420.00 47.32 74.00 -26.68 58.77 39.17 12.82 63.44 --- --- Peak 2 17130.00 49.20 68.30 -19.10 57.07 41.74 15.64 65.25 --- --- Peak

Mode	125	
	Harmonic	
	U-NII-3_5.725-5.85_802.11ac VHT80_CH138_5690MHz	
ANT	CDD	
Pol.	Horizontal	Vertical
Peak Avg	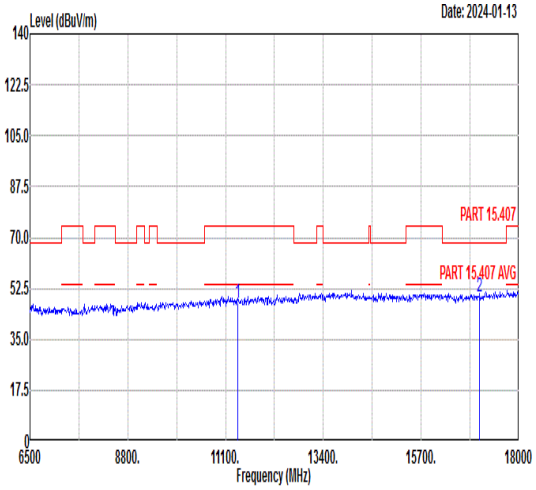 Freq Level Limit Line Margin Read Level Ant Factor Cable Loss Preamp Factor APos TPos Remark MHz dBuV/m dBuV/m dB dBuV dB/m dB dB cm deg 1 11380.00 47.47 74.00 -26.53 58.96 39.15 12.80 63.44 --- --- Peak 2 17070.00 49.71 68.30 -18.59 57.65 41.68 15.60 65.22 --- --- Peak	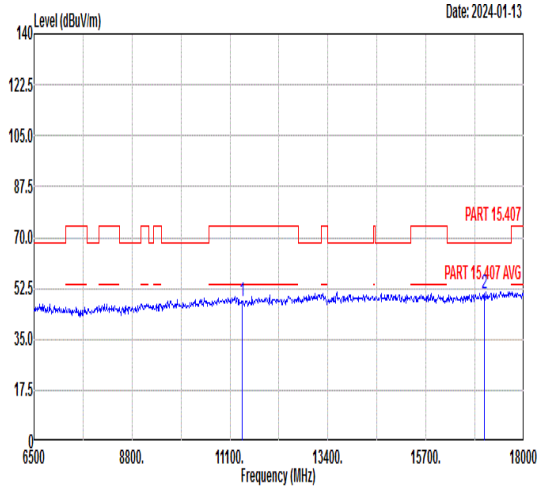 Freq Level Limit Line Margin Read Level Ant Factor Cable Loss Preamp Factor APos TPos Remark MHz dBuV/m dBuV/m dB dBuV dB/m dB dB cm deg 1 11380.00 48.13 74.00 -25.87 59.62 39.15 12.80 63.44 --- --- Peak 2 17070.00 50.87 68.30 -17.43 58.81 41.68 15.60 65.22 --- --- Peak

Mode	126	
	Harmonic	
	U-NII-3_5.725-5.85_802.11ax HE20_CH144_Full_5710MHz	
ANT	CDD	
Pol.	Horizontal	Vertical
Peak Avg	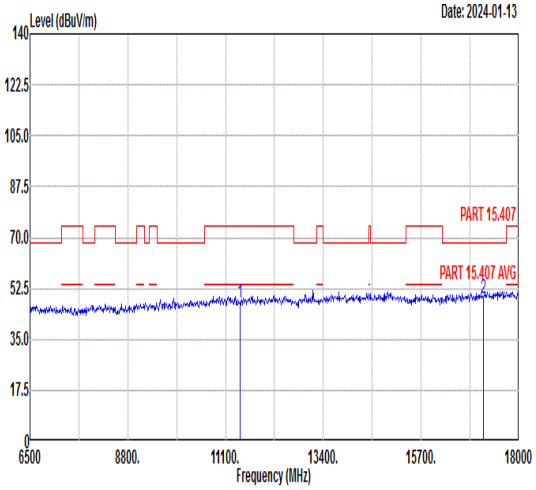 Freq Level Limit Line Margin Read Level Ant Factor Cable Loss Preamp Factor APos TPos Remark MHz dBuV/m dBuV/m dB dBuV dB/m dB dB cm deg 1 11440.00 47.47 74.00 -26.53 58.89 39.18 12.84 63.44 --- --- Peak 2 17160.00 49.08 68.30 -19.22 56.90 41.78 15.66 65.26 --- --- Peak	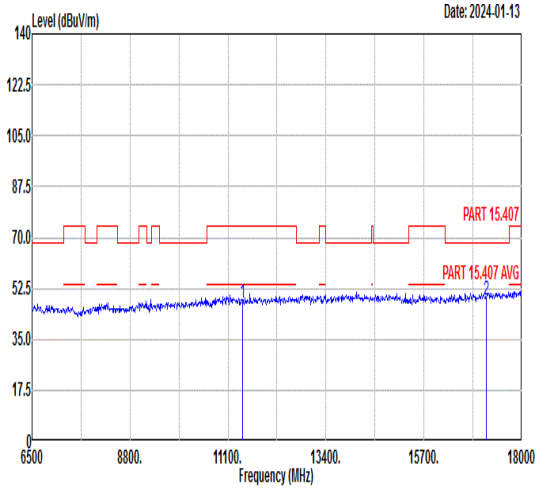 Freq Level Limit Line Margin Read Level Ant Factor Cable Loss Preamp Factor APos TPos Remark MHz dBuV/m dBuV/m dB dBuV dB/m dB dB cm deg 1 11440.00 47.54 74.00 -26.46 58.96 39.18 12.84 63.44 --- --- Peak 2 17160.00 48.48 68.30 -19.82 56.30 41.78 15.66 65.26 --- --- Peak

Mode	127	
	Harmonic	
	U-NII-3_5.725-5.85_802.11ax HE40_CH142_Full_5690MHz	
ANT	CDD	
Pol.	Horizontal	Vertical
Peak Avg	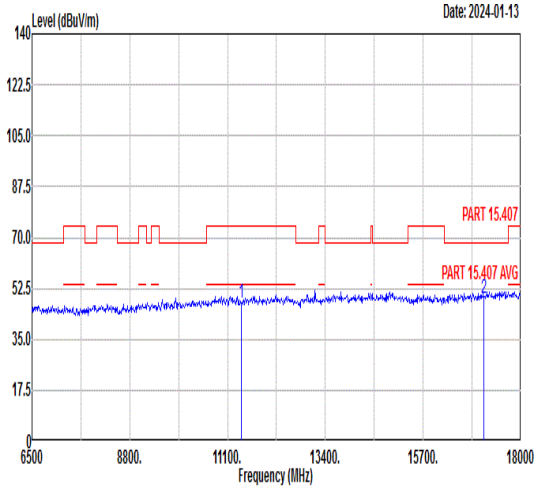 Freq Level Limit Line Margin Read Level Ant Factor Cable Loss Preamp Factor APos TPos Remark MHz dBuV/m dBuV/m dB dBuV dB/m dB dB cm deg 1 11420.00 47.29 74.00 -26.71 58.74 39.17 12.82 63.44 --- --- Peak 2 17130.00 49.24 68.30 -19.06 57.11 41.74 15.64 65.25 --- --- Peak	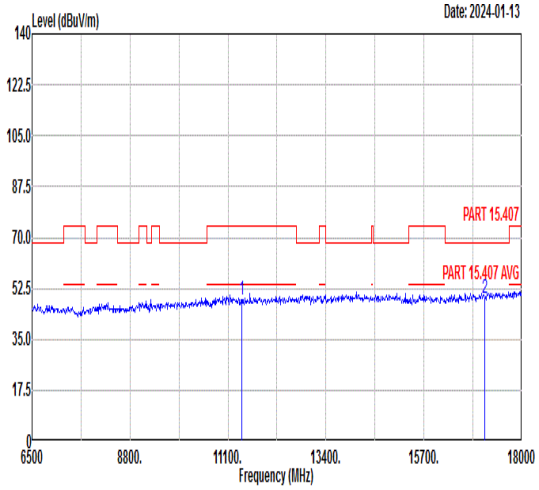 Freq Level Limit Line Margin Read Level Ant Factor Cable Loss Preamp Factor APos TPos Remark MHz dBuV/m dBuV/m dB dBuV dB/m dB dB cm deg 1 11420.00 48.69 74.00 -25.31 60.14 39.17 12.82 63.44 --- --- Peak 2 17130.00 49.35 68.30 -18.95 57.22 41.74 15.64 65.25 --- --- Peak

Mode	128	
	Harmonic	
	U-NII-3_5.725-5.85_802.11ax HE80_CH138_Full_5720MHz	
ANT	CDD	
Pol.	Horizontal	Vertical
Peak Avg	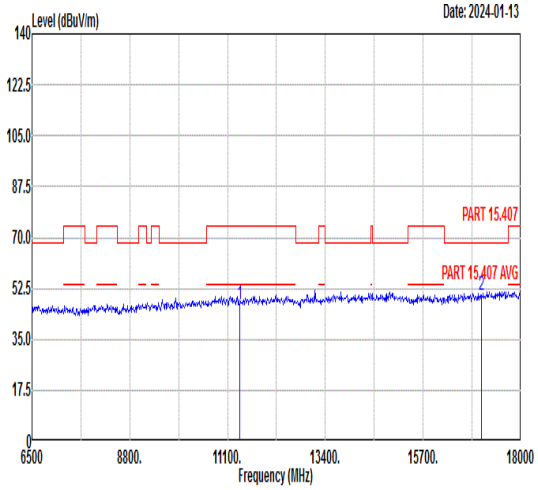 Freq Level Limit Line Margin Read Level Ant Factor Cable Loss Preamp Factor APos TPos Remark MHz dBuV/m dBuV/m dB dBuV dB/m dB dB cm deg 1 11380.00 47.10 74.00 -26.90 58.59 39.15 12.80 63.44 --- --- Peak 2 17070.00 49.95 68.30 -18.35 57.89 41.68 15.60 65.22 --- --- Peak	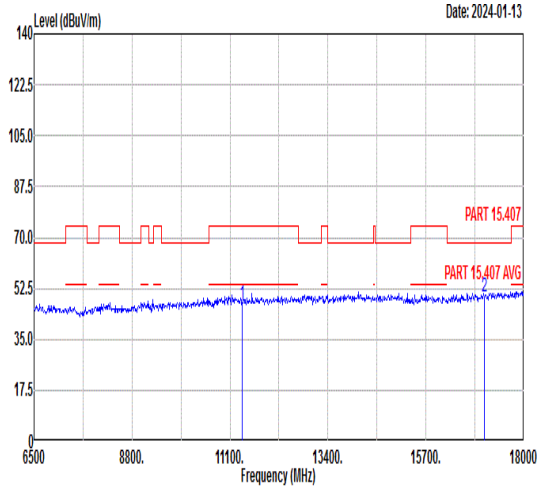 Freq Level Limit Line Margin Read Level Ant Factor Cable Loss Preamp Factor APos TPos Remark MHz dBuV/m dBuV/m dB dBuV dB/m dB dB cm deg 1 11380.00 47.12 74.00 -26.88 58.61 39.15 12.80 63.44 --- --- Peak 2 17070.00 49.73 68.30 -18.57 57.67 41.68 15.60 65.22 --- --- Peak

Mode	129	
	Harmonic	
	U-NII-3_5.725-5.85_802.11be EHT40_CH142_Full_5710MHz	
ANT	CDD	
Pol.	Horizontal	Vertical
Peak Avg	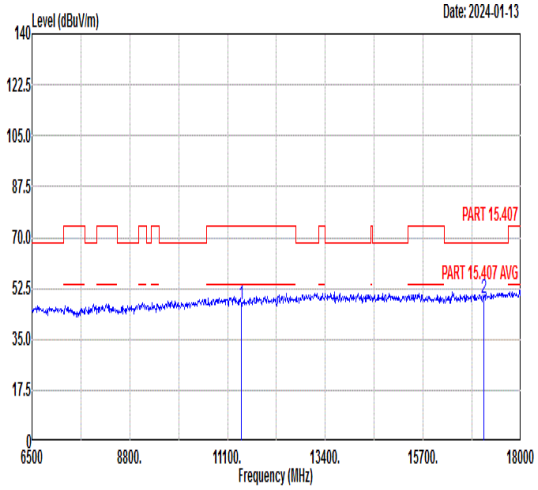 Freq Level Limit Line Margin Read Level Ant Factor Cable Loss Preamp Factor APos TPos Remark MHz dBuV/m dBuV/m dB dBuV dB/m dB dB cm deg 1 11420.00 47.20 74.00 -26.80 58.65 39.17 12.82 63.44 --- --- Peak 2 17130.00 49.01 68.30 -19.29 56.88 41.74 15.64 65.25 --- --- Peak	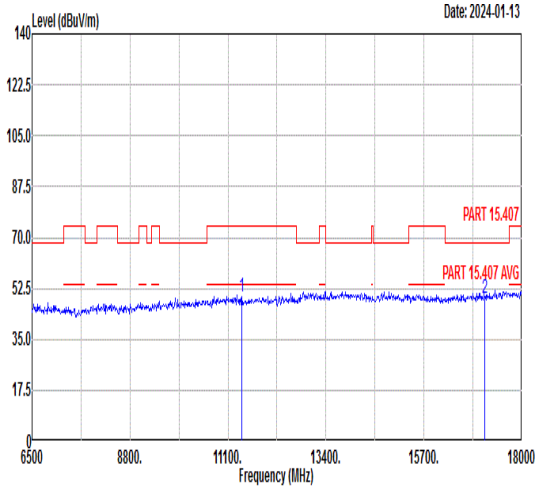 Freq Level Limit Line Margin Read Level Ant Factor Cable Loss Preamp Factor APos TPos Remark MHz dBuV/m dBuV/m dB dBuV dB/m dB dB cm deg 1 11420.00 49.57 74.00 -24.43 61.02 39.17 12.82 63.44 --- --- Peak 2 17130.00 49.22 68.30 -19.08 57.09 41.74 15.64 65.25 --- --- Peak

Mode	130	
	Harmonic	
	U-NII-3_5.725-5.85_802.11be EHT80_CH138_Full_5690MHz	
ANT	CDD	
Pol.	Horizontal	Vertical
Peak Avg	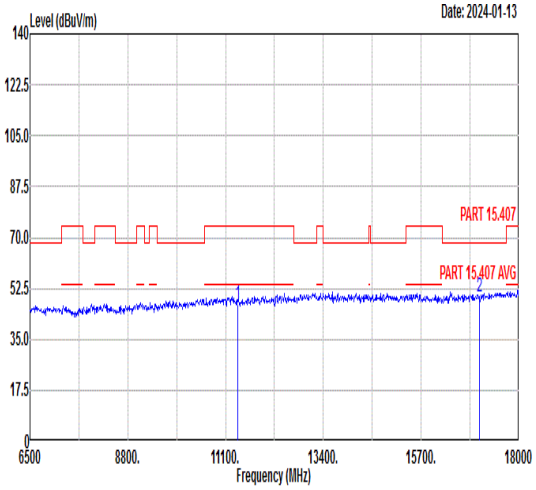 Freq Level Limit Line Margin Read Level Ant Factor Cable Loss Preamp Factor APos TPos Remark MHz dBuV/m dBuV/m dB dBuV dB/m dB dB cm deg 1 11380.00 46.84 74.00 -27.16 58.33 39.15 12.80 63.44 --- --- Peak 2 17070.00 49.73 68.30 -18.57 57.67 41.68 15.60 65.22 --- --- Peak	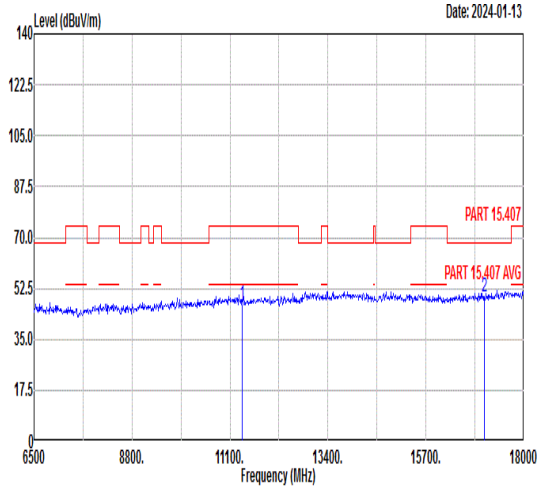 Freq Level Limit Line Margin Read Level Ant Factor Cable Loss Preamp Factor APos TPos Remark MHz dBuV/m dBuV/m dB dBuV dB/m dB dB cm deg 1 11380.00 46.83 74.00 -27.17 58.32 39.15 12.80 63.44 --- --- Peak 2 17070.00 49.50 68.30 -18.80 57.44 41.68 15.60 65.22 --- --- Peak

Mode	131	
	Band Edge	
	U-NII-1_5.15-5.25_802.11be EHT20_CH36_Single RU 106/53_5180MHz	
ANT	CDD	
Pol.	Horizontal	Fundamental
Peak	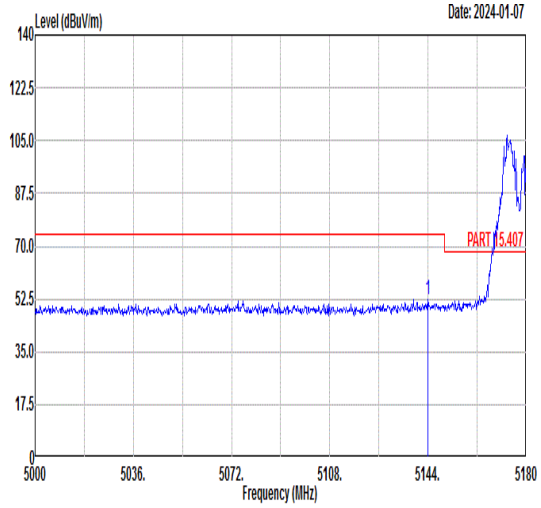 Freq Level Limit Line Margin (dB) Read Level Ant Factor Cable Loss Preamp Factor APos TPos Remark MHz dBuV/m dBuV/m dBuV dB/m dB dB cm deg 1 5143.82 52.08 74.00 -21.92 39.95 36.11 8.52 32.50 388 262 PEAK	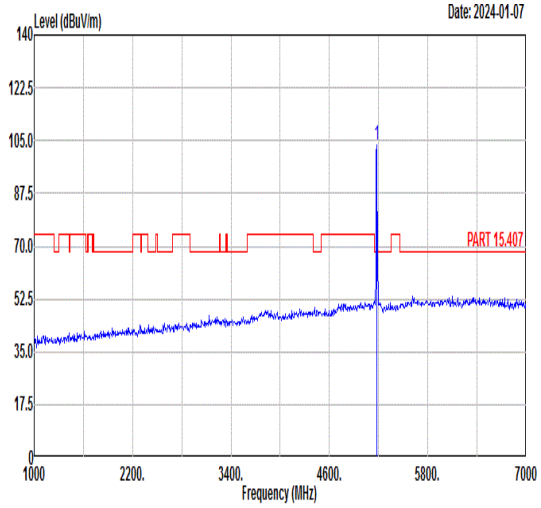 Freq Level Limit Line Margin (dB) Read Level Ant Factor Cable Loss Preamp Factor APos TPos Remark MHz dBuV/m dBuV/m dBuV dB/m dB dB cm deg 1 5180.00 103.49 ------ ------ 91.27 36.09 8.58 32.45 388 262 PEAK
Avg	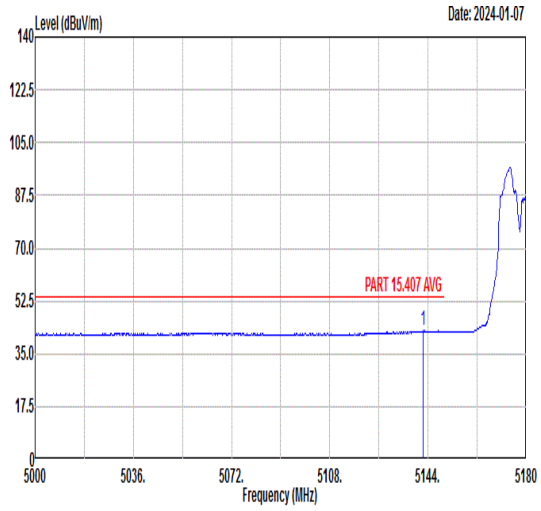 Freq Level Limit Line Margin (dB) Read Level Ant Factor Cable Loss Preamp Factor APos TPos Remark MHz dBuV/m dBuV/m dBuV dB/m dB dB cm deg 1 5142.20 42.65 54.00 -11.35 30.52 36.11 8.52 32.50 388 262 AVERAGE	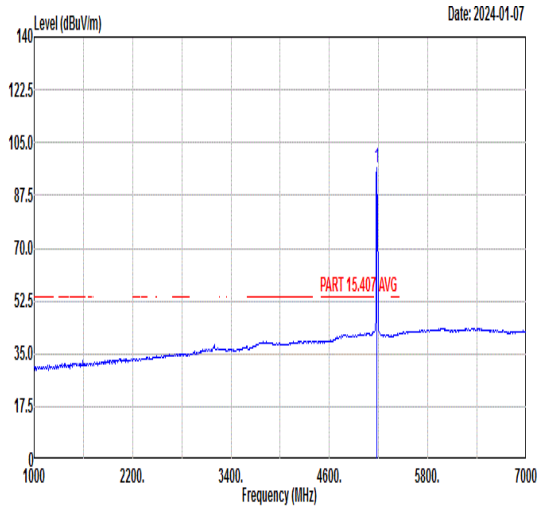 Freq Level Limit Line Margin (dB) Read Level Ant Factor Cable Loss Preamp Factor APos TPos Remark MHz dBuV/m dBuV/m dBuV dB/m dB dB cm deg 1 5180.00 96.52 ------ ------ 84.30 36.09 8.58 32.45 388 262 AVERAGE

Mode	131	
	Band Edge	
	U-NII-1_5.15-5.25_802.11be EHT20_CH36_Single RU 106/53_5180MHz	
ANT	CDD	
Pol.	Vertical	Fundamental
Peak	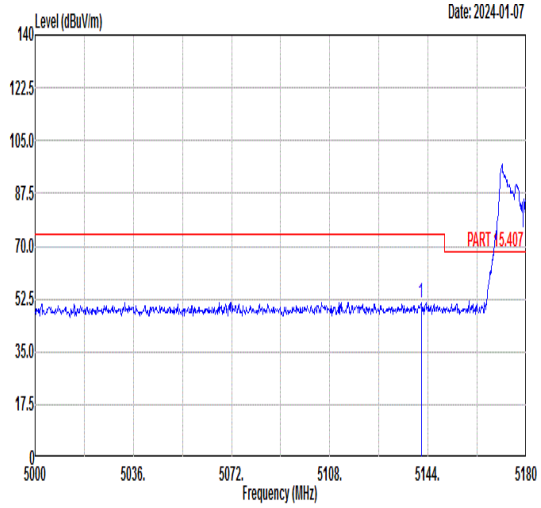 Freq Level Limit Line Margin (dB) Read Level Ant Factor Cable Loss Preamp Factor APos TPos Remark MHz dBuV/m dBuV/m dBuV dB/m dB dB cm deg 1 5141.48 51.46 74.00 -22.54 39.32 36.12 8.52 32.50 300 203 PEAK	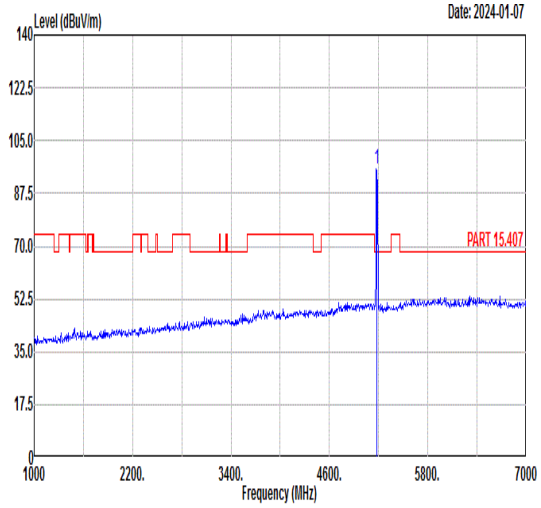 Freq Level Limit Line Margin (dB) Read Level Ant Factor Cable Loss Preamp Factor APos TPos Remark MHz dBuV/m dBuV/m dBuV dB/m dB dB cm deg 1 5180.00 95.42 ------ ------ 83.21 36.10 8.57 32.46 300 203 PEAK
Avg	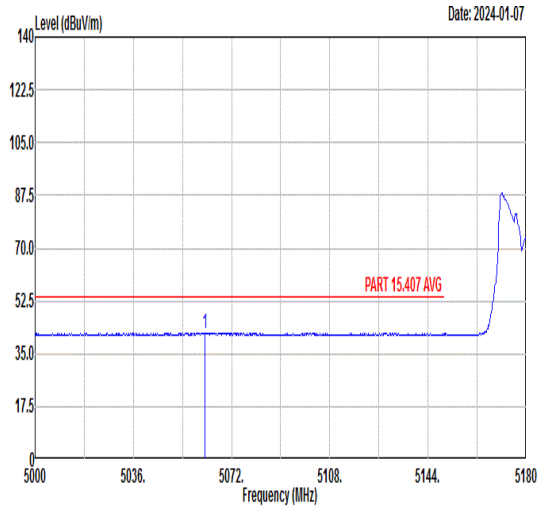 Freq Level Limit Line Margin (dB) Read Level Ant Factor Cable Loss Preamp Factor APos TPos Remark MHz dBuV/m dBuV/m dBuV dB/m dB dB cm deg 1 5062.10 41.89 54.00 -12.11 29.97 36.16 8.37 32.61 300 203 AVERAGE	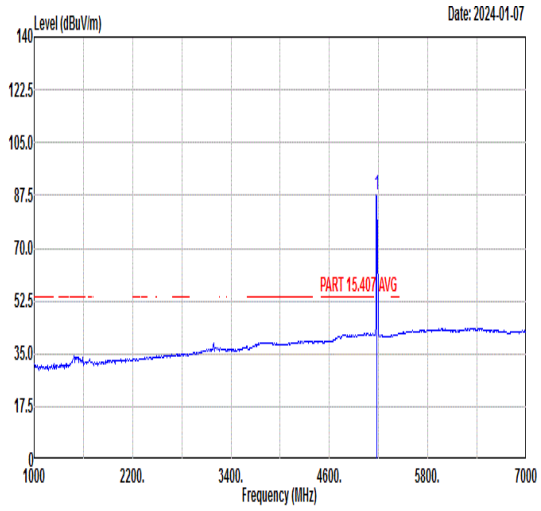 Freq Level Limit Line Margin (dB) Read Level Ant Factor Cable Loss Preamp Factor APos TPos Remark MHz dBuV/m dBuV/m dBuV dB/m dB dB cm deg 1 5180.00 87.72 ------ ------ 75.51 36.10 8.57 32.46 300 203 AVERAGE

Mode	132	
	Band Edge	
	U-NII-1_5.25-5.35_802.11be EHT20_CH64_Single RU 106/54_5320MHz	
ANT	CDD	
Pol.	Horizontal	Fundamental
Peak	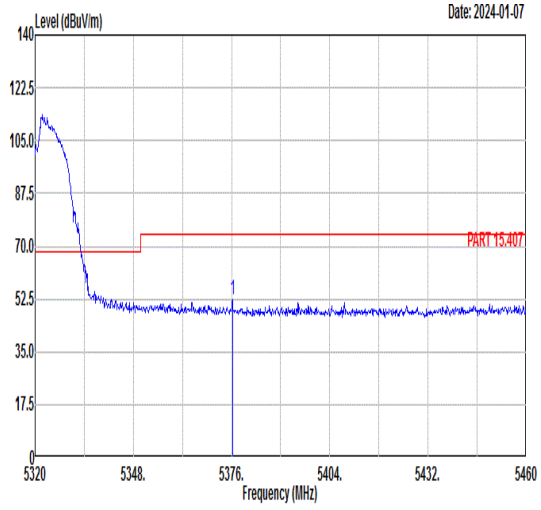 Freq Level Limit Line Margin (dB) Read Level Ant Factor Cable Loss Preamp Factor APos TPos Remark MHz dBuV/m dBuV/m dBuV dB/m dB dB cm deg 1 5376.28 52.05 74.00 -21.95 38.75 35.97 9.50 32.17 319 91 PEAK	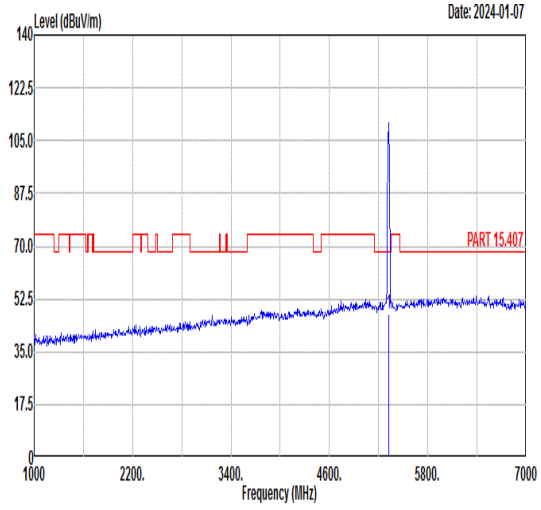 Freq Level Limit Line Margin (dB) Read Level Ant Factor Cable Loss Preamp Factor APos TPos Remark MHz dBuV/m dBuV/m dBuV dB/m dB dB cm deg 1 5320.00 47.36 ------ ------ 38.12 34.02 7.45 32.23 319 91 PEAK
Avg	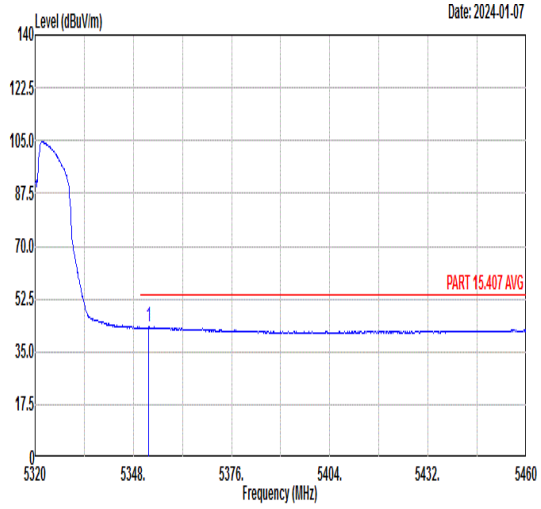 Freq Level Limit Line Margin (dB) Read Level Ant Factor Cable Loss Preamp Factor APos TPos Remark MHz dBuV/m dBuV/m dBuV dB/m dB dB cm deg 1 5352.34 43.20 54.00 -10.80 30.04 35.99 9.38 32.21 319 91 AVERAGE	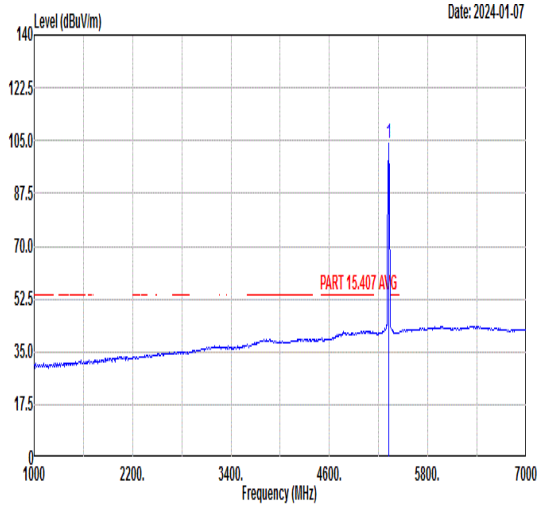 Freq Level Limit Line Margin (dB) Read Level Ant Factor Cable Loss Preamp Factor APos TPos Remark MHz dBuV/m dBuV/m dBuV dB/m dB dB cm deg 1 5320.00 104.18 ------ ------ 91.21 36.01 9.21 32.25 319 91 AVERAGE

Mode	132	
	Band Edge	
	U-NII-1_5.25-5.35_802.11be EHT20_CH64_Single RU 106/54_5320MHz	
ANT	CDD	
Pol.	Vertical	Fundamental
Peak	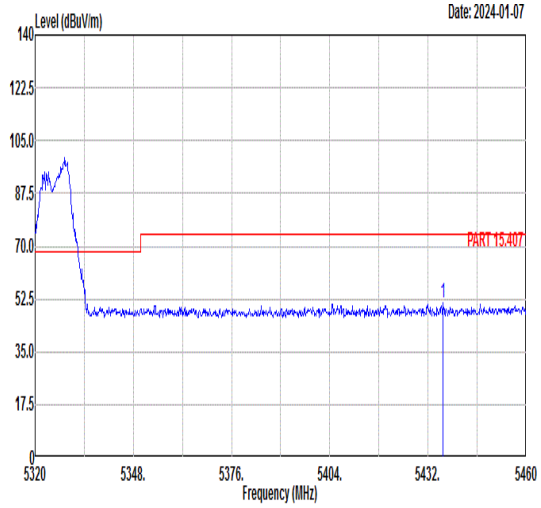 Freq Level Limit Line Margin (dB) Read Level Ant Factor Cable Loss Preamp Factor APos TPos Remark MHz dBuV/m dBuV/m dBuV dB/m dB dB cm deg 1 5436.34 51.49 74.00 -22.51 37.96 35.94 9.68 32.09 300 136 PEAK	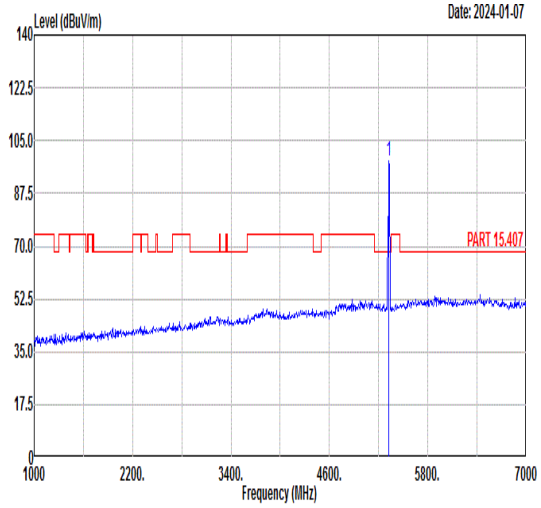 Freq Level Limit Line Margin (dB) Read Level Ant Factor Cable Loss Preamp Factor APos TPos Remark MHz dBuV/m dBuV/m dBuV dB/m dB dB cm deg 1 5320.00 98.27 ------ ------ 85.27 36.00 9.24 32.24 300 136 PEAK
Avg	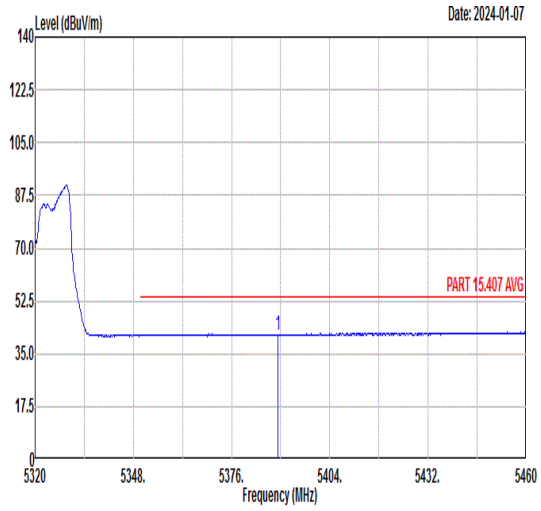 Freq Level Limit Line Margin (dB) Read Level Ant Factor Cable Loss Preamp Factor APos TPos Remark MHz dBuV/m dBuV/m dBuV dB/m dB dB cm deg 1 5389.16 41.24 54.00 -12.76 27.86 35.97 9.57 32.16 300 136 AVERAGE	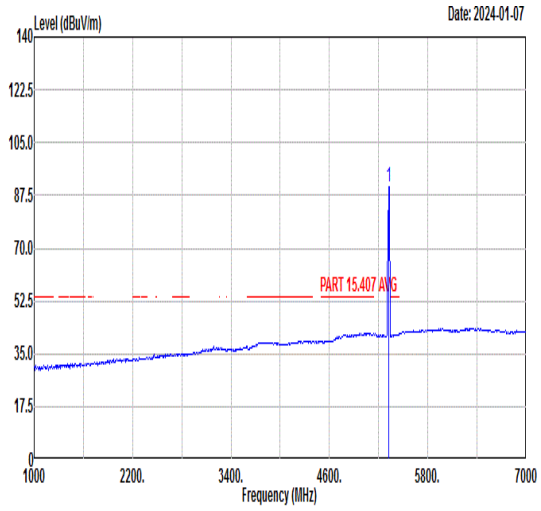 Freq Level Limit Line Margin (dB) Read Level Ant Factor Cable Loss Preamp Factor APos TPos Remark MHz dBuV/m dBuV/m dBuV dB/m dB dB cm deg 1 5320.00 90.43 ------ ------ 77.43 36.00 9.24 32.24 300 136 AVERAGE

Mode	133	
	Band Edge	
	U-NII-2A_5.47-5.725_802.11be EHT20_CH100_Single RU 106/53_5500MHz	
ANT	CDD	
Pol.	Horizontal	Fundamental
Peak	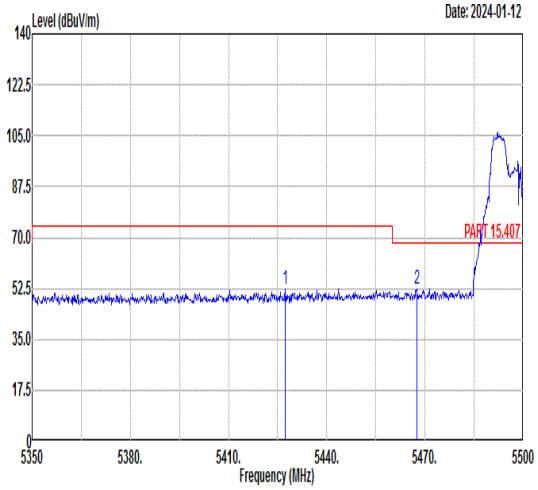 Freq Level Limit Line Margin (dB) Read Level Ant Factor Cable Loss Preamp Factor APos TPos Remark MHz dBuV/m dBuV/m dBuV dB/m dB dB cm deg 1 5427.40 52.39 74.00 -21.61 38.88 35.94 9.67 32.10 200 159 PEAK 2 5467.60 52.29 68.30 -16.01 38.73 35.92 9.69 32.05 200 159 PEAK	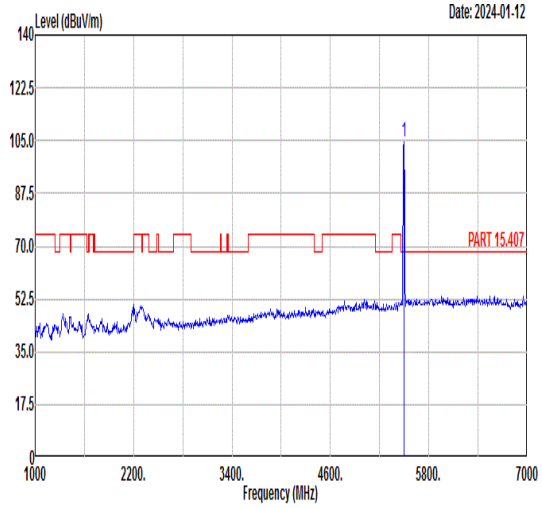 Freq Level Limit Line Margin (dB) Read Level Ant Factor Cable Loss Preamp Factor APos TPos Remark MHz dBuV/m dBuV/m dBuV dB/m dB dB cm deg 1 5500.00 104.58 ------ ------ 90.99 35.90 9.70 32.01 200 159 PEAK
Avg	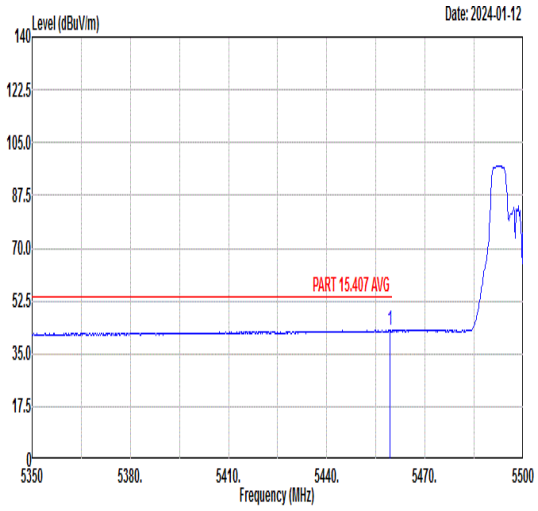 Freq Level Limit Line Margin (dB) Read Level Ant Factor Cable Loss Preamp Factor APos TPos Remark MHz dBuV/m dBuV/m dBuV dB/m dB dB cm deg 1 5459.35 42.76 54.00 -11.24 29.21 35.92 9.69 32.06 200 159 AVERAGE	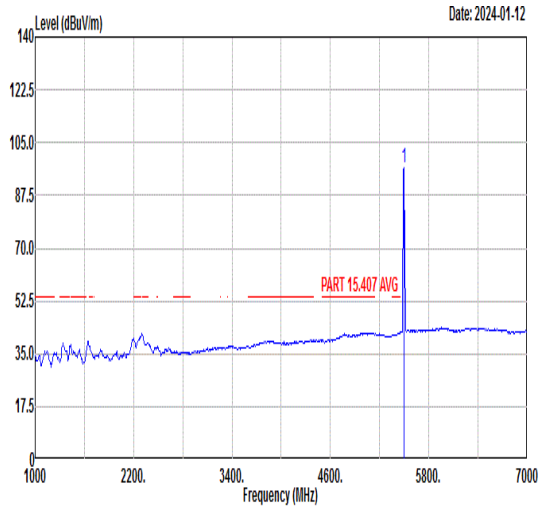 Freq Level Limit Line Margin (dB) Read Level Ant Factor Cable Loss Preamp Factor APos TPos Remark MHz dBuV/m dBuV/m dBuV dB/m dB dB cm deg 1 5500.00 96.94 ------ ------ 83.35 35.90 9.70 32.01 200 159 AVERAGE

Mode	133	
	Band Edge	
	U-NII-2A_5.47-5.725_802.11be EHT20_CH100_Single RU 106/53_5500MHz	
ANT	CDD	
Pol.	Vertical	Fundamental
Peak	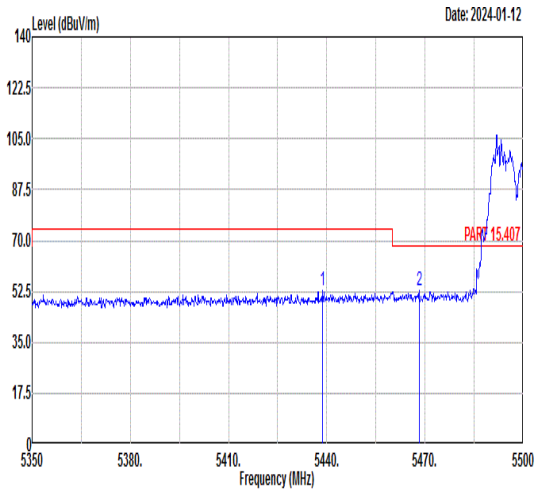 Freq Level Limit Line Margin (dB) Read Level Ant Factor Cable Loss Preamp Factor APos TPos Remark MHz dBuV/m dBuV/m dBuV dB/m dB dB cm deg 1 5438.80 52.61 74.00 -21.39 39.08 35.94 9.68 32.09 381 186 PEAK 2 5468.20 53.02 68.30 -15.28 39.45 35.92 9.69 32.04 381 186 PEAK	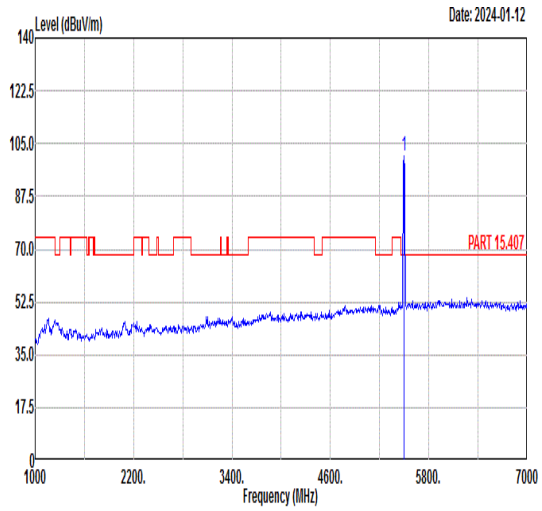 Freq Level Limit Line Margin (dB) Read Level Ant Factor Cable Loss Preamp Factor APos TPos Remark MHz dBuV/m dBuV/m dBuV dB/m dB dB cm deg 1 5500.00 101.03 ------ ------ 87.44 35.90 9.70 32.01 381 186 PEAK
Avg	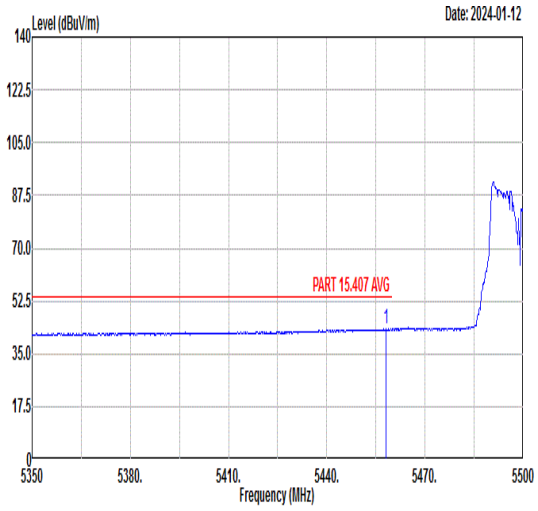 Freq Level Limit Line Margin (dB) Read Level Ant Factor Cable Loss Preamp Factor APos TPos Remark MHz dBuV/m dBuV/m dBuV dB/m dB dB cm deg 1 5458.00 43.12 54.00 -10.88 29.56 35.93 9.69 32.06 381 186 AVERAGE	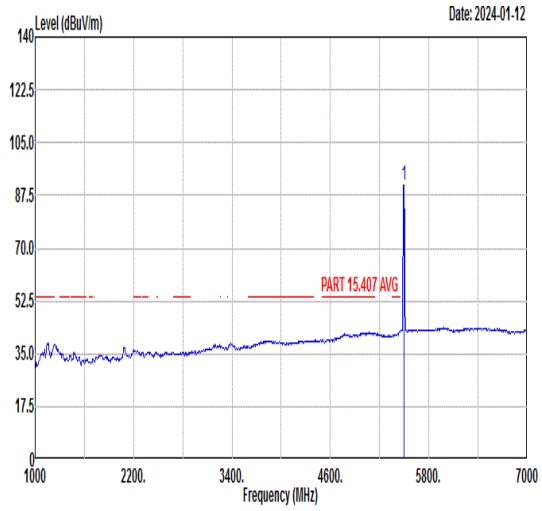 Freq Level Limit Line Margin (dB) Read Level Ant Factor Cable Loss Preamp Factor APos TPos Remark MHz dBuV/m dBuV/m dBuV dB/m dB dB cm deg 1 5500.00 90.92 ------ ------ 77.33 35.91 9.70 32.02 381 186 AVERAGE

Mode	134	
	Band Edge	
	U-NII-2A_5.47-5.725_802.11be EHT20_CH140_Single RU 106/54_5700MHz	
ANT	CDD	
Pol.	Horizontal	Fundamental
Peak	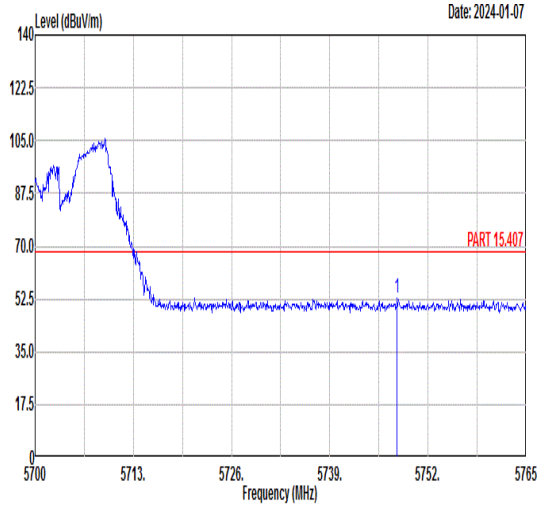 Freq Level Limit Line Margin (dB) Read Level Ant Factor Cable Loss Preamp Factor APos TPos Remark MHz dBuV/m dBuV/m dBuV dB/m dB dB cm deg 1 5747.91 52.58 68.30 -15.72 38.51 36.25 10.07 32.25 300 115 PEAK	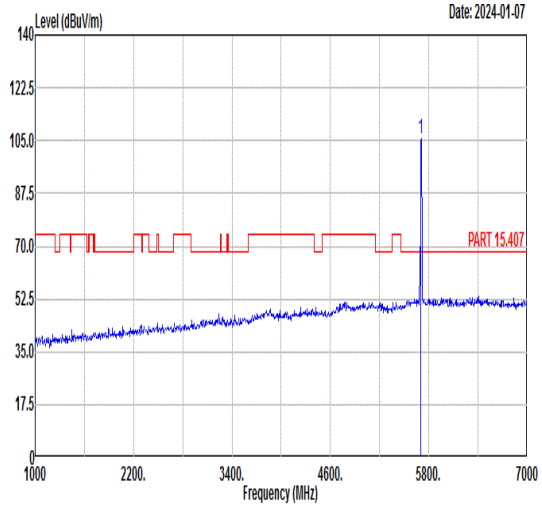 Freq Level Limit Line Margin (dB) Read Level Ant Factor Cable Loss Preamp Factor APos TPos Remark MHz dBuV/m dBuV/m dBuV dB/m dB dB cm deg 1 5700.00 105.70 ------ ------ 91.73 36.19 9.99 32.21 300 115 PEAK
Avg	Blank	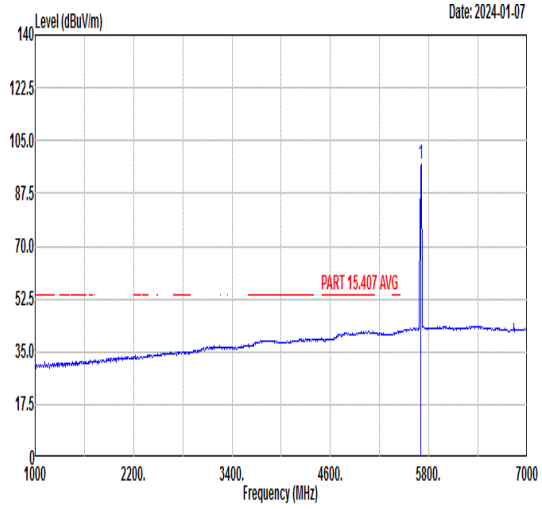 Freq Level Limit Line Margin (dB) Read Level Ant Factor Cable Loss Preamp Factor APos TPos Remark MHz dBuV/m dBuV/m dBuV dB/m dB dB cm deg 1 5700.00 97.37 ------ ------ 83.40 36.19 9.99 32.21 300 115 AVERAGE

Mode	134	
	Band Edge	
	U-NII-2A_5.47-5.725_802.11be EHT20_CH140_Single RU 106/54_5700MHz	
ANT	CDD	
Pol.	Vertical	Fundamental
Peak	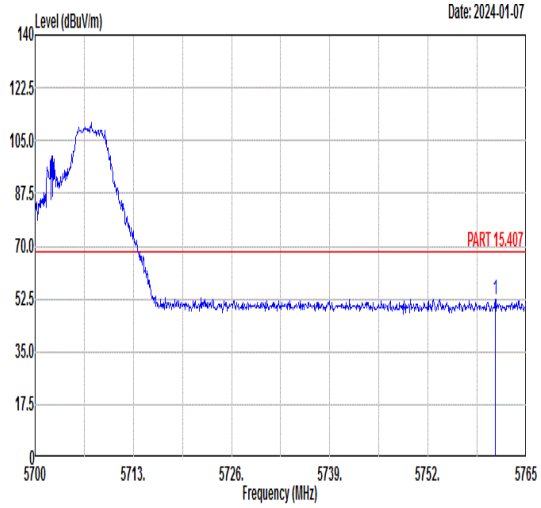 Freq Level Limit Line Margin (dB) Read Level Ant Factor Cable Loss Preamp Factor APos TPos Remark MHz dBuV/m dBuV/m dBuV dB/m dB dB cm deg 1 5760.91 52.42 68.30 -15.88 38.32 36.27 10.09 32.26 375 180 PEAK	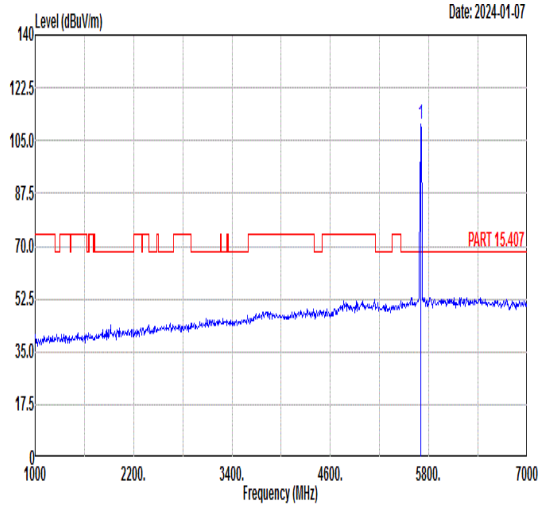 Freq Level Limit Line Margin (dB) Read Level Ant Factor Cable Loss Preamp Factor APos TPos Remark MHz dBuV/m dBuV/m dBuV dB/m dB dB cm deg 1 5700.00 110.18 ------ ------ 96.22 36.19 9.97 32.20 375 180 PEAK
Avg	Blank	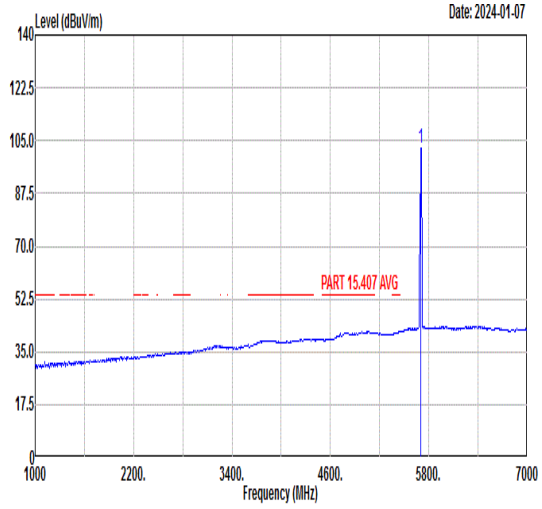 Freq Level Limit Line Margin (dB) Read Level Ant Factor Cable Loss Preamp Factor APos TPos Remark MHz dBuV/m dBuV/m dBuV dB/m dB dB cm deg 1 5700.00 102.58 ------ ------ 88.62 36.19 9.97 32.20 375 180 AVERAGE

Mode	135	
	Band Edge	
	U-NII-3_5.725-5.85_802.11be EHT20_CH149_Single RU 106/53_5745MHz	
ANT	CDD	
Pol.	Horizontal	Fundamental
Peak	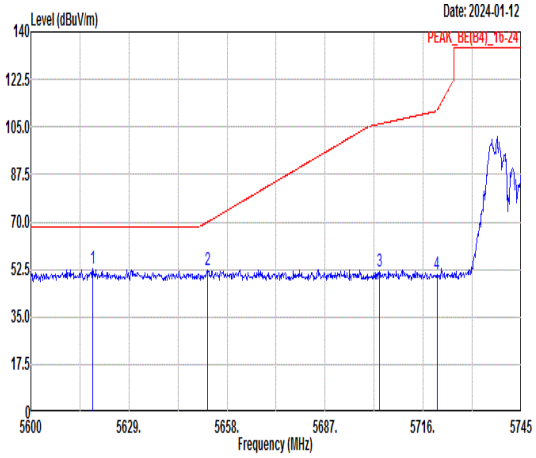 Freq Level Limit Line Margin (dB) Read Level Ant Factor Cable Loss Preamp Factor APos TPos Remark MHz dBuV/m dBuV/m dBuV dB/m dB dB cm deg 1 5618.27 52.99 68.30 -15.31 39.25 36.07 9.79 32.12 300 80 PEAK 2 5652.35 52.20 70.04 -17.84 38.37 36.11 9.87 32.15 300 80 PEAK 3 5703.10 51.91 106.07 -54.16 37.96 36.18 9.97 32.20 300 80 PEAK 4 5720.06 50.62 110.94 -60.32 36.62 36.21 10.01 32.22 300 80 PEAK	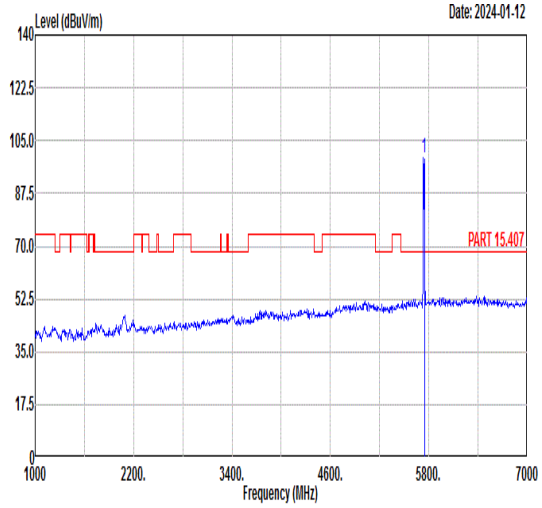 Freq Level Limit Line Margin (dB) Read Level Ant Factor Cable Loss Preamp Factor APos TPos Remark MHz dBuV/m dBuV/m dBuV dB/m dB dB cm deg 1 5745.00 99.20 ------ ------ 85.16 36.23 10.04 32.23 300 80 PEAK
Avg	Blank	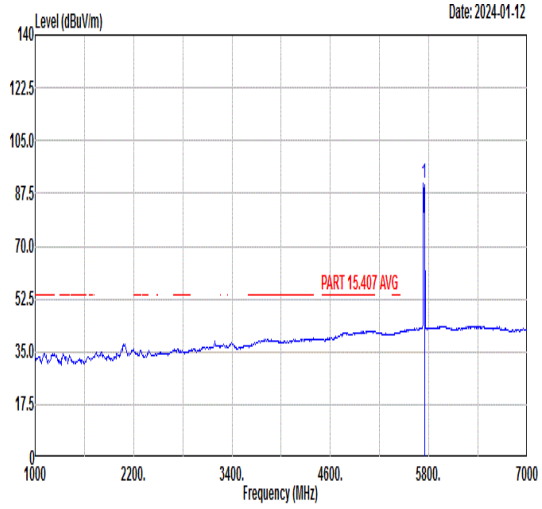 Freq Level Limit Line Margin (dB) Read Level Ant Factor Cable Loss Preamp Factor APos TPos Remark MHz dBuV/m dBuV/m dBuV dB/m dB dB cm deg 1 5745.00 90.85 ------ ------ 76.81 36.23 10.04 32.23 300 80 AVERAGE

Mode	135	
	Band Edge	
	U-NII-3_5.725-5.85_802.11be EHT20_CH149_Single RU 106/53_5745MHz	
ANT	CDD	
Pol.	Vertical	Fundamental
Peak	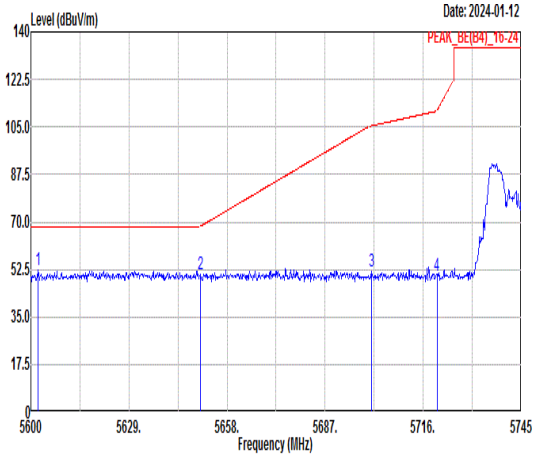 Freq Level Limit Line Margin (dB) Read Level Ant Factor Cable Loss Preamp Factor APos TPos Remark MHz dBuV/m dBuV/m dBuV dB/m dB dB cm deg 1 5602.18 52.49 68.30 -15.81 38.79 36.04 9.76 32.10 200 238 PEAK 2 5650.17 50.62 68.43 -17.81 36.80 36.11 9.86 32.15 200 238 PEAK 3 5700.63 51.63 105.38 -53.75 37.68 36.18 9.97 32.20 200 238 PEAK 4 5720.06 50.35 110.94 -60.59 36.35 36.21 10.01 32.22 200 238 PEAK	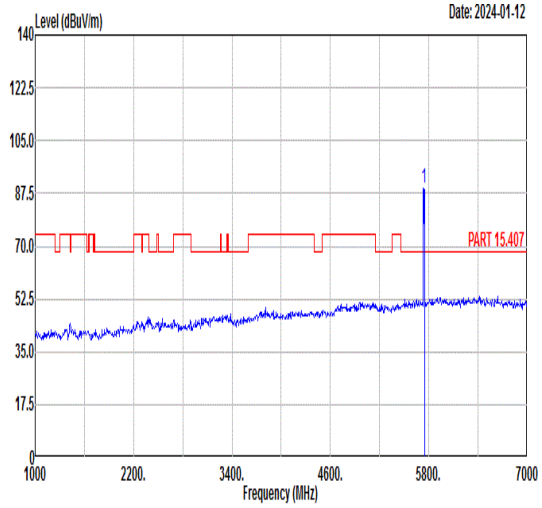 Freq Level Limit Line Margin (dB) Read Level Ant Factor Cable Loss Preamp Factor APos TPos Remark MHz dBuV/m dBuV/m dBuV dB/m dB dB cm deg 1 5745.00 89.19 ------ ------ 75.15 36.23 10.04 32.23 200 238 PEAK
Avg	Blank	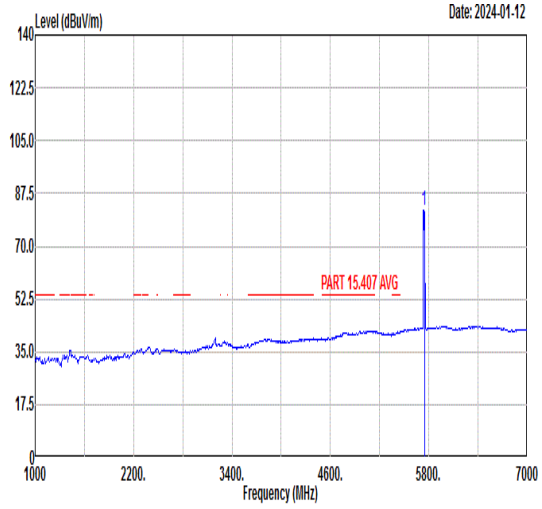 Freq Level Limit Line Margin (dB) Read Level Ant Factor Cable Loss Preamp Factor APos TPos Remark MHz dBuV/m dBuV/m dBuV dB/m dB dB cm deg 1 5745.00 81.93 ------ ------ 67.89 36.23 10.04 32.23 200 238 AVERAGE

Mode	136	
	Band Edge	
	U-NII-3_5.725-5.85_802.11be EHT20_CH165_Single RU 106/54_5825MHz	
ANT	CDD	
Pol.	Horizontal	Fundamental
Peak	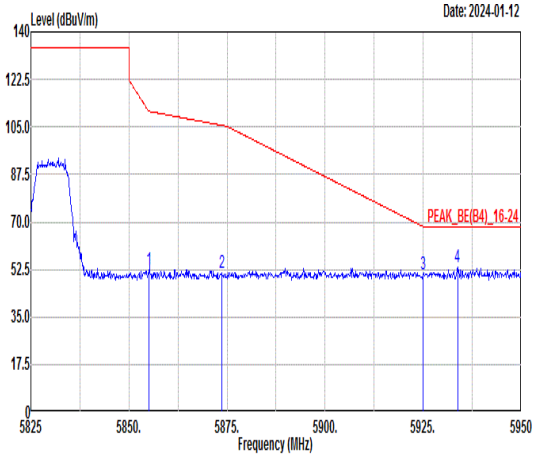 Freq Level Limit Line Margin (dB) Read Level Ant Factor Cable Loss Preamp Factor APos TPos Remark 1 5855.00 52.08 110.80 -58.72 37.74 36.40 10.29 32.35 291 360 PEAK 2 5873.63 51.44 105.58 -54.14 37.06 36.42 10.33 32.37 291 360 PEAK 3 5924.88 50.73 68.39 -17.66 36.22 36.49 10.44 32.42 291 360 PEAK 4 5933.75 53.30 68.30 -15.00 38.76 36.51 10.46 32.43 291 360 PEAK	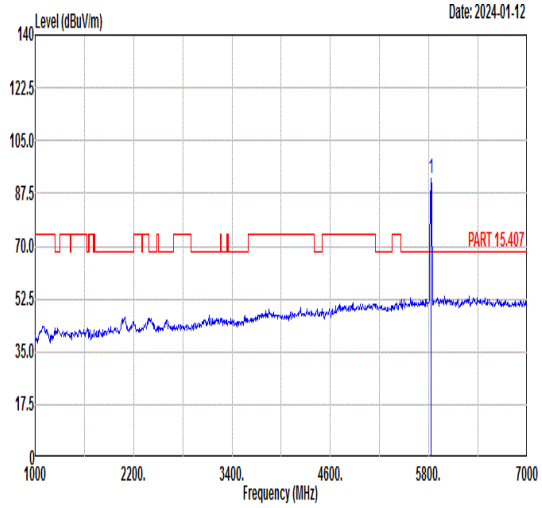 Freq Level Limit Line Margin (dB) Read Level Ant Factor Cable Loss Preamp Factor APos TPos Remark 1 5825.00 92.19 ------ ------ 77.92 36.36 10.24 32.33 291 360 PEAK
Avg	Blank	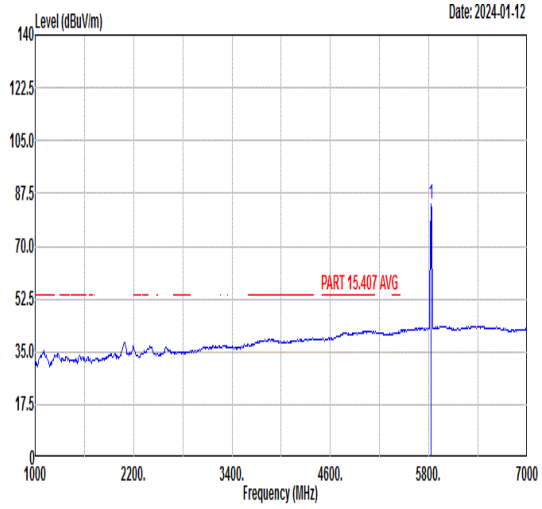 Freq Level Limit Line Margin (dB) Read Level Ant Factor Cable Loss Preamp Factor APos TPos Remark 1 5825.00 84.11 ------ ------ 69.84 36.36 10.24 32.33 291 360 AVERAGE

Mode	136	
	Band Edge	
	U-NII-3_5.725-5.85_802.11be EHT20_CH165_Single RU 106/54_5825MHz	
ANT	CDD	
Pol.	Vertical	Fundamental
Peak	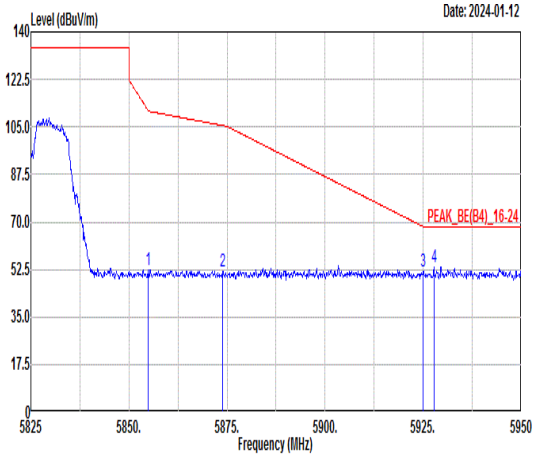 Freq Level Limit Line Margin (dB) Read Level Ant Factor Cable Loss Preamp Factor APos TPos Remark MHz dBuV/m dBuV/m dBuV dB/m dB dB cm deg 1 5854.88 52.25 111.08 -58.83 37.91 36.40 10.29 32.35 400 297 PEAK 2 5873.88 52.02 105.51 -53.49 37.64 36.42 10.33 32.37 400 297 PEAK 3 5925.00 51.66 68.30 -16.64 37.15 36.49 10.44 32.42 400 297 PEAK 4 5927.75 53.45 68.30 -14.85 38.94 36.50 10.44 32.43 400 297 PEAK	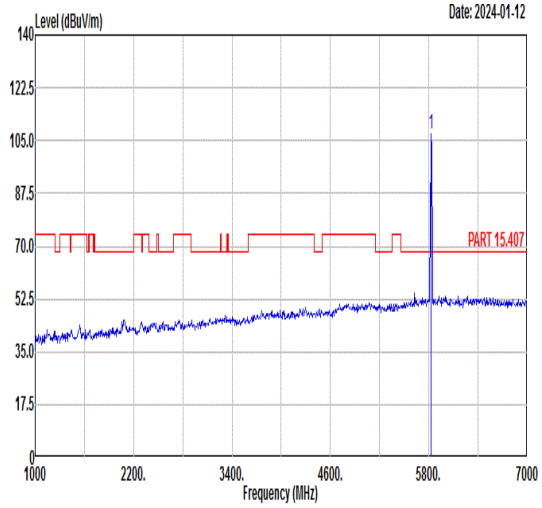 Freq Level Limit Line Margin (dB) Read Level Ant Factor Cable Loss Preamp Factor APos TPos Remark MHz dBuV/m dBuV/m dBuV dB/m dB dB cm deg 1 5825.00 107.10 ------ ------ 92.83 36.36 10.24 32.33 400 297 PEAK
Avg	Blank	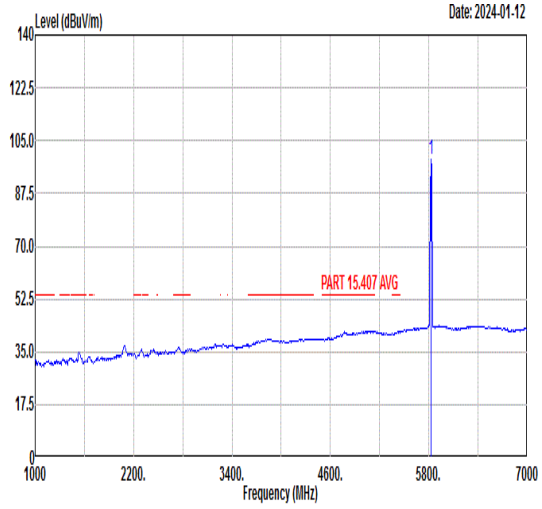 Freq Level Limit Line Margin (dB) Read Level Ant Factor Cable Loss Preamp Factor APos TPos Remark MHz dBuV/m dBuV/m dBuV dB/m dB dB cm deg 1 5825.00 98.93 ------ ------ 84.66 36.36 10.24 32.33 400 297 AVERAGE

Mode	137	
	Band Edge	
	U-NII-1_5.15-5.25_802.11be EHT20_CH36_Small RU 53+4_5180MHz	
ANT	CDD	
Pol.	Horizontal	Fundamental
Peak	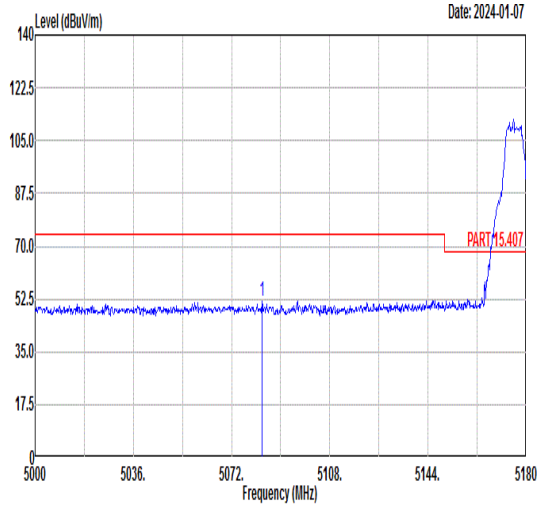 Freq Level Limit Line Margin (dB) Read Level Ant Factor Cable Loss Preamp Factor APos TPos Remark 1 5083.16 51.72 74.00 -22.28 39.74 36.15 8.41 32.58 400 111 PEAK	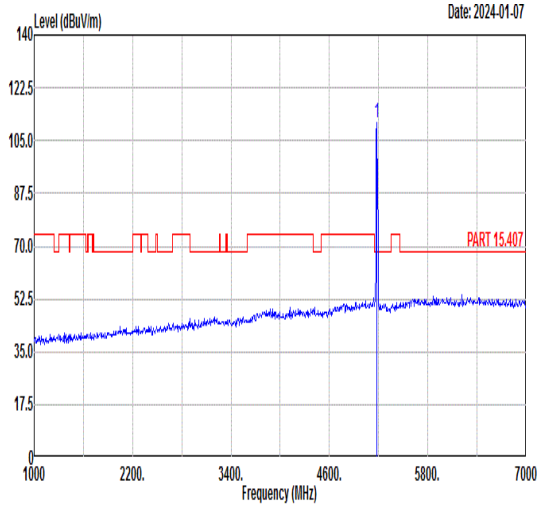 Freq Level Limit Line Margin (dB) Read Level Ant Factor Cable Loss Preamp Factor APos TPos Remark 1 5180.00 110.99 ------ ------ 98.77 36.09 8.58 32.45 400 111 PEAK
Avg	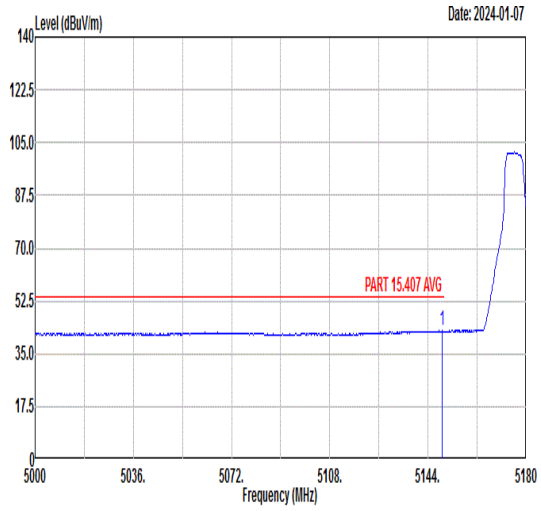 Freq Level Limit Line Margin (dB) Read Level Ant Factor Cable Loss Preamp Factor APos TPos Remark 1 5149.22 42.65 54.00 -11.35 30.50 36.11 8.53 32.49 400 111 AVERAGE	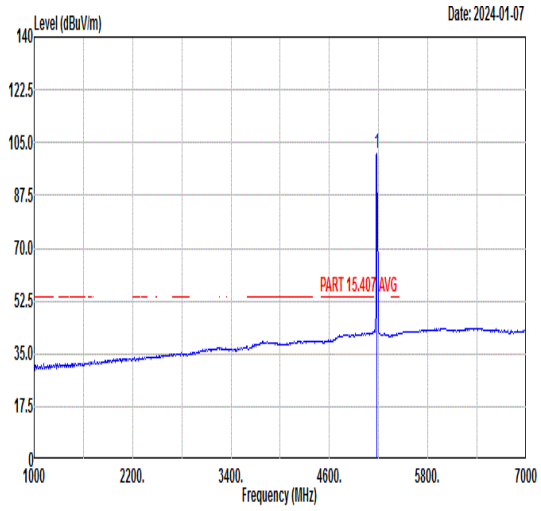 Freq Level Limit Line Margin (dB) Read Level Ant Factor Cable Loss Preamp Factor APos TPos Remark 1 5180.00 101.52 ------ ------ 89.30 36.09 8.58 32.45 400 111 AVERAGE

Mode	137	
	Band Edge	
	U-NII-1_5.15-5.25_802.11be EHT20_CH36_Small RU 53+4_5180MHz	
ANT	CDD	
Pol.	Vertical	Fundamental
Peak	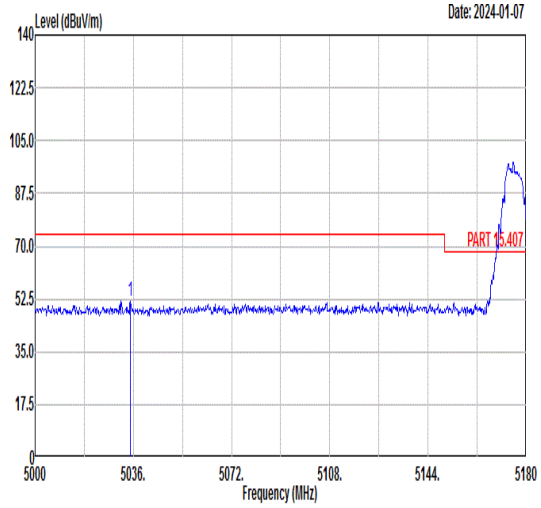 Freq Level Limit Line Margin (dB) Read Level Ant Factor Cable Loss Preamp Factor APos TPos Remark 1 5034.92 51.98 74.00 -22.02 40.13 36.18 8.32 32.65 400 44 PEAK	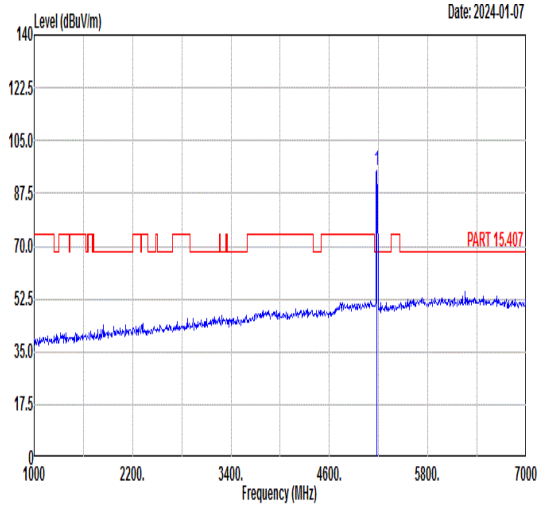 Freq Level Limit Line Margin (dB) Read Level Ant Factor Cable Loss Preamp Factor APos TPos Remark 1 5180.00 95.07 ------ ------ 82.85 36.09 8.58 32.45 400 44 PEAK
Avg	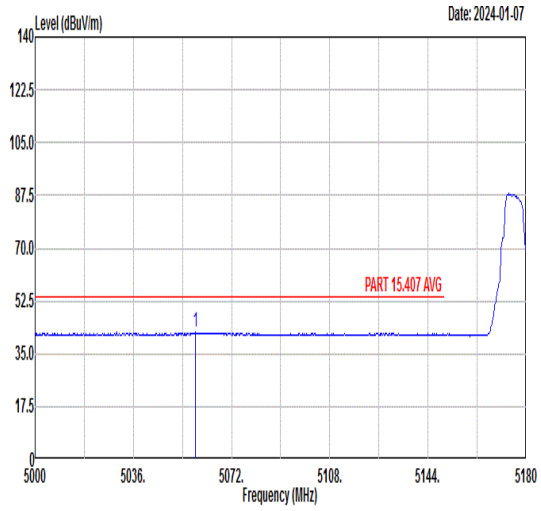 Freq Level Limit Line Margin (dB) Read Level Ant Factor Cable Loss Preamp Factor APos TPos Remark 1 5058.68 42.24 54.00 -11.76 30.33 36.16 8.37 32.62 400 44 AVERAGE	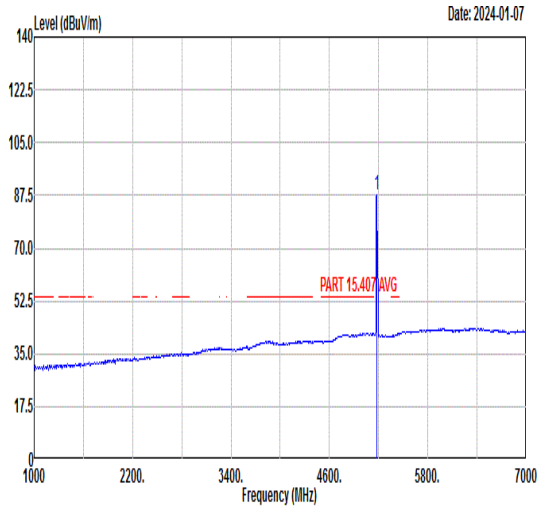 Freq Level Limit Line Margin (dB) Read Level Ant Factor Cable Loss Preamp Factor APos TPos Remark 1 5180.00 87.59 ------ ------ 75.37 36.09 8.58 32.45 400 44 AVERAGE

Mode	138	
	Band Edge	
	U-NII-2A_5.25-5.35_802.11be EHT20_CH64_Small RU 40+6_5320MHz	
ANT	CDD	
Pol.	Horizontal	Fundamental
Peak	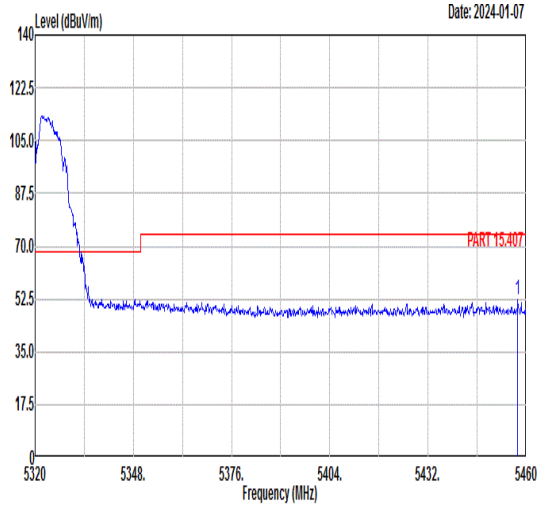 Freq Level Limit Line Margin (dB) Read Level Ant Factor Cable Loss Preamp Factor APos TPos Remark MHz dBuV/m dBuV/m dBuV dB/m dB dB cm deg 1 5457.62 52.10 74.00 -21.90 38.54 35.93 9.69 32.06 319 94 PEAK	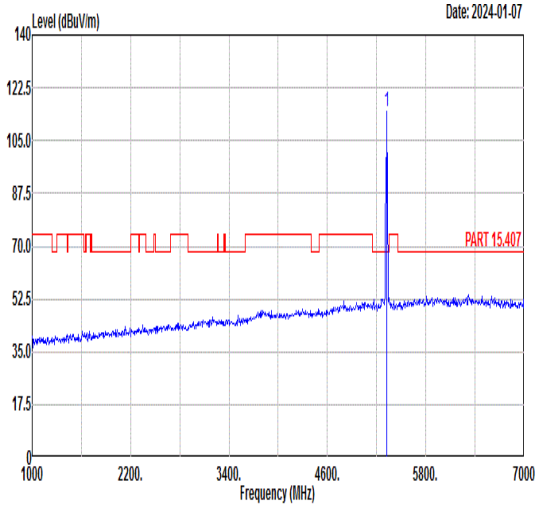 Freq Level Limit Line Margin (dB) Read Level Ant Factor Cable Loss Preamp Factor APos TPos Remark MHz dBuV/m dBuV/m dBuV dB/m dB dB cm deg 1 5320.00 114.81 ------ ------ 101.84 36.01 9.21 32.25 319 94 PEAK
Avg	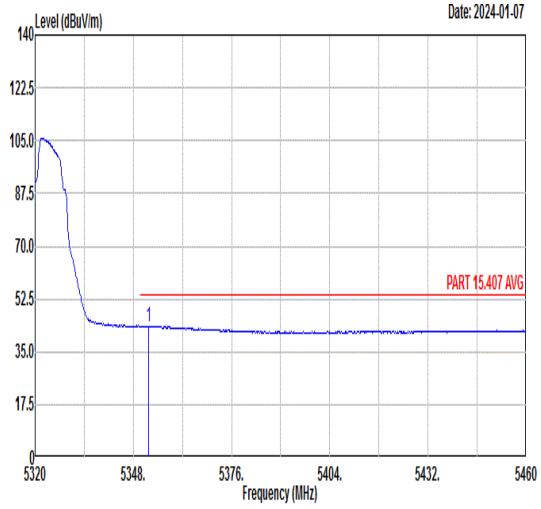 Freq Level Limit Line Margin (dB) Read Level Ant Factor Cable Loss Preamp Factor APos TPos Remark MHz dBuV/m dBuV/m dBuV dB/m dB dB cm deg 1 5352.34 43.53 54.00 -10.47 30.37 35.99 9.38 32.21 319 94 AVERAGE	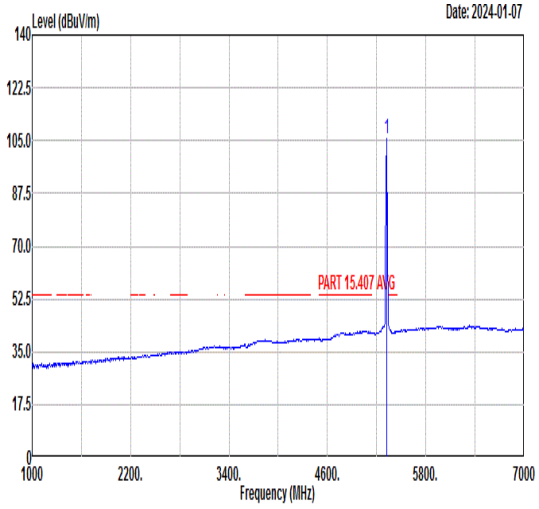 Freq Level Limit Line Margin (dB) Read Level Ant Factor Cable Loss Preamp Factor APos TPos Remark MHz dBuV/m dBuV/m dBuV dB/m dB dB cm deg 1 5320.00 105.54 ------ ------ 92.57 36.01 9.21 32.25 319 94 AVERAGE

Mode	138	
	Band Edge	
	U-NII-2A_5.25-5.35_802.11be EHT20_CH64_Small RU 40+6_5320MHz	
ANT	CDD	
Pol.	Vertical	Fundamental
Peak	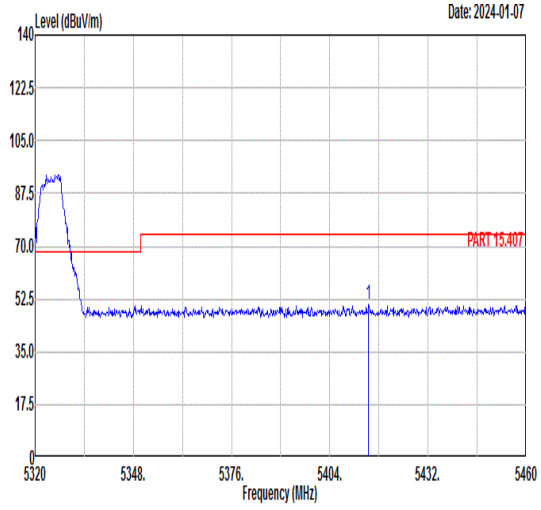 Freq Level Limit Line Margin (dB) Read Level Ant Factor Cable Loss Preamp Factor APos TPos Remark MHz dBuV/m dBuV/m dBuV dB/m dB dB cm deg 1 5415.06 50.47 74.00 -23.53 36.98 35.95 9.66 32.12 400 27 PEAK	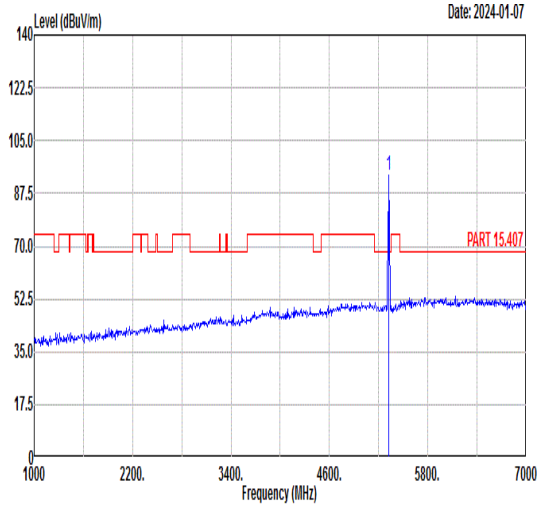 Freq Level Limit Line Margin (dB) Read Level Ant Factor Cable Loss Preamp Factor APos TPos Remark MHz dBuV/m dBuV/m dBuV dB/m dB dB cm deg 1 5320.00 93.40 ------ ------ 80.40 36.00 9.24 32.24 400 27 PEAK
Avg	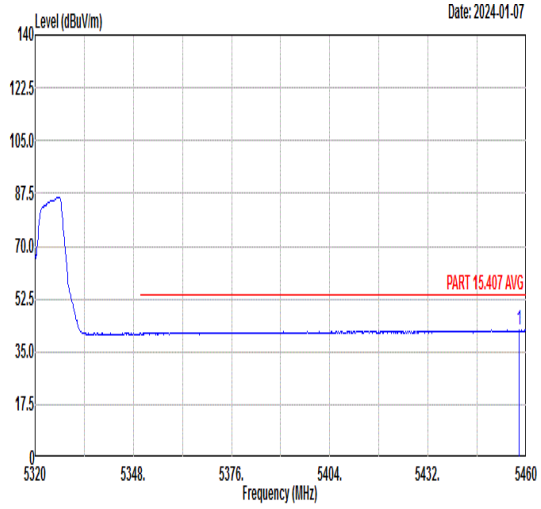 Freq Level Limit Line Margin (dB) Read Level Ant Factor Cable Loss Preamp Factor APos TPos Remark MHz dBuV/m dBuV/m dBuV dB/m dB dB cm deg 1 5458.04 42.12 54.00 -11.88 28.56 35.93 9.69 32.06 400 27 AVERAGE	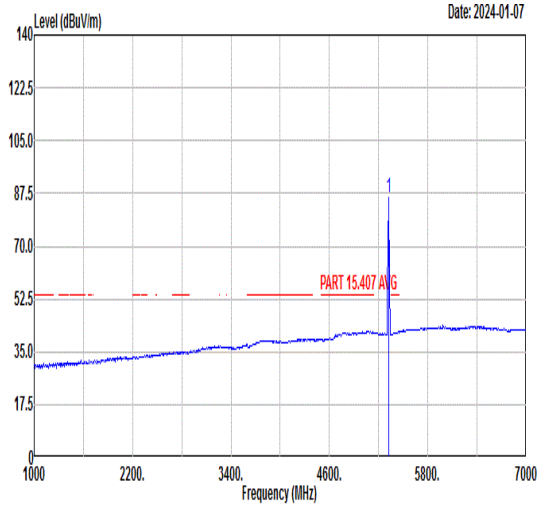 Freq Level Limit Line Margin (dB) Read Level Ant Factor Cable Loss Preamp Factor APos TPos Remark MHz dBuV/m dBuV/m dBuV dB/m dB dB cm deg 1 5320.00 86.07 ------ ------ 73.07 36.00 9.24 32.24 400 27 AVERAGE

Mode	139	
	Band Edge	
	U-NII-2C_5.47-5.725_802.11be EHT20_CH100_Small RU 37+2_5500MHz	
ANT	CDD	
Pol.	Horizontal	Fundamental
Peak	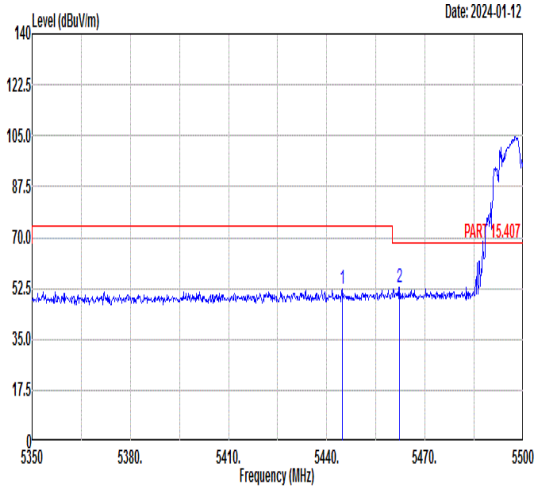 Freq Level Limit Line Margin (dB) Read Level Ant Factor Cable Loss Preamp Factor APos TPos Remark MHz dBuV/m dBuV/m dBuV dB/m dB dB cm deg 1 5444.65 52.34 74.00 -21.66 38.81 35.93 9.68 32.08 100 132 PEAK 2 5462.20 52.88 68.30 -15.42 39.32 35.92 9.69 32.05 100 132 PEAK	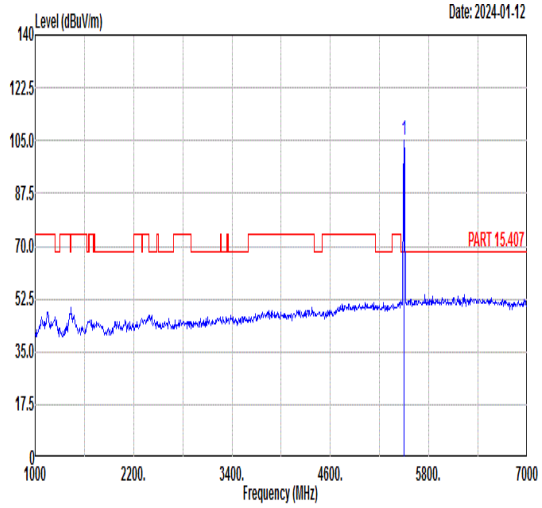 Freq Level Limit Line Margin (dB) Read Level Ant Factor Cable Loss Preamp Factor APos TPos Remark MHz dBuV/m dBuV/m dBuV dB/m dB dB cm deg 1 5500.00 105.31 ------ ------ 91.70 35.90 9.71 32.00 100 132 PEAK
Avg	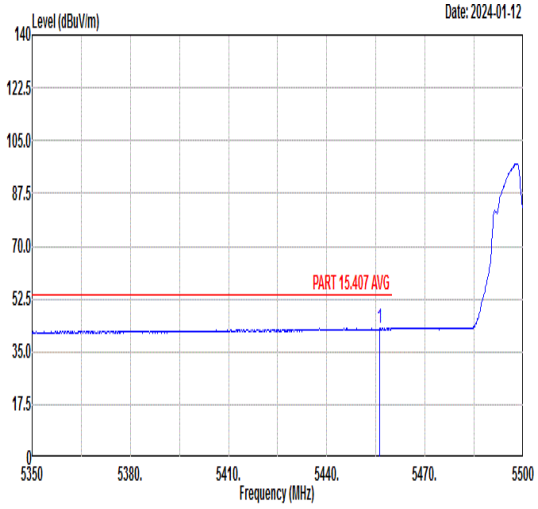 Freq Level Limit Line Margin (dB) Read Level Ant Factor Cable Loss Preamp Factor APos TPos Remark MHz dBuV/m dBuV/m dBuV dB/m dB dB cm deg 1 5456.05 42.79 54.00 -11.21 29.23 35.93 9.69 32.06 100 132 AVERAGE	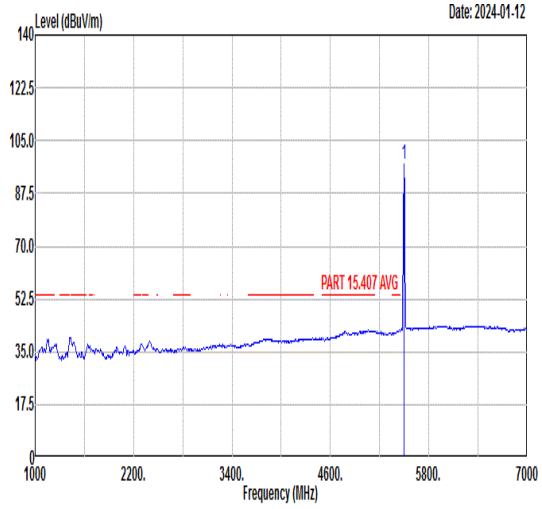 Freq Level Limit Line Margin (dB) Read Level Ant Factor Cable Loss Preamp Factor APos TPos Remark MHz dBuV/m dBuV/m dBuV dB/m dB dB cm deg 1 5500.00 97.15 ------ ------ 83.54 35.90 9.71 32.00 100 132 AVERAGE

Mode	139	
	Band Edge	
	U-NII-2C_5.47-5.725_802.11be EHT20_CH100_Small RU 37+2_5500MHz	
ANT	CDD	
Pol.	Vertical	Fundamental
Peak	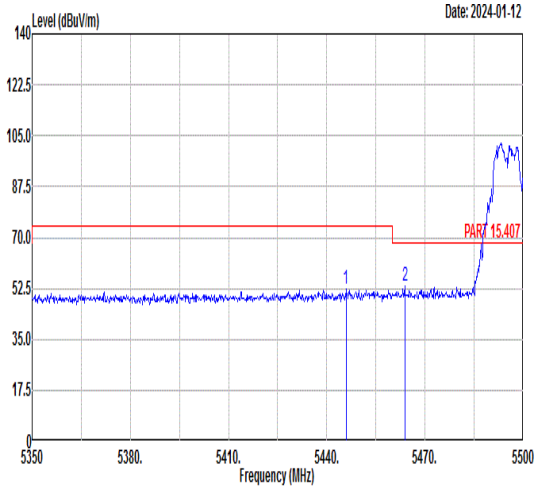 Freq Level Limit Line Margin (dB) Read Level Ant Factor Cable Loss Preamp Factor APos TPos Remark MHz dBuV/m dBuV/m dBuV dB/m dB dB cm deg 1 5445.85 52.27 74.00 -21.73 38.74 35.93 9.68 32.08 360 172 PEAK 2 5463.85 53.46 68.30 -14.84 39.90 35.92 9.69 32.05 360 172 PEAK	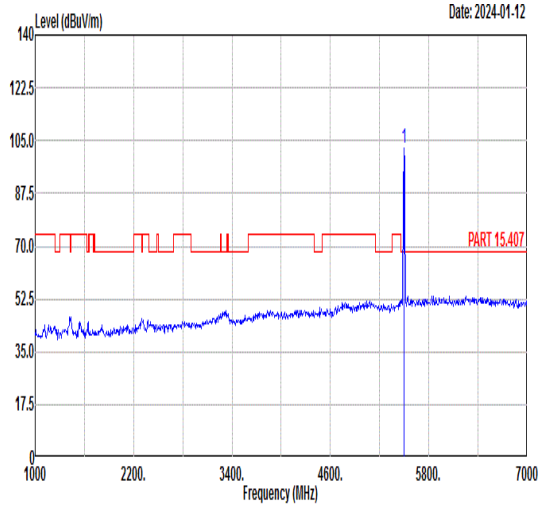 Freq Level Limit Line Margin (dB) Read Level Ant Factor Cable Loss Preamp Factor APos TPos Remark MHz dBuV/m dBuV/m dBuV dB/m dB dB cm deg 1 5500.00 102.72 ------ ------ 89.13 35.90 9.70 32.01 360 172 PEAK
Avg	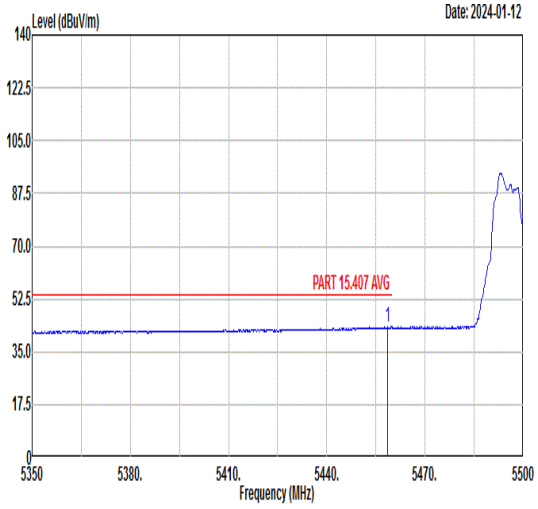 Freq Level Limit Line Margin (dB) Read Level Ant Factor Cable Loss Preamp Factor APos TPos Remark MHz dBuV/m dBuV/m dBuV dB/m dB dB cm deg 1 5458.60 43.25 54.00 -10.75 29.70 35.92 9.69 32.06 360 172 AVERAGE	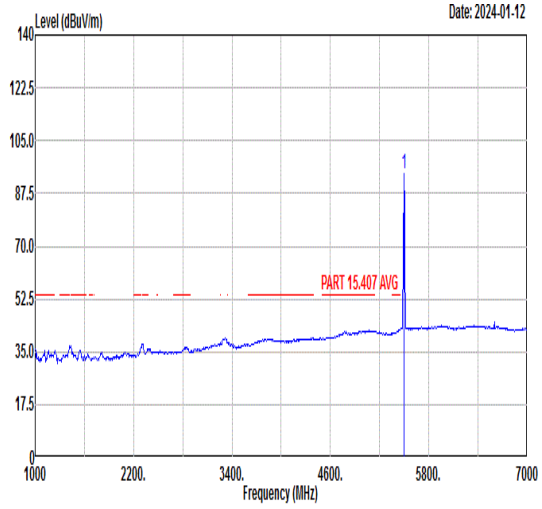 Freq Level Limit Line Margin (dB) Read Level Ant Factor Cable Loss Preamp Factor APos TPos Remark MHz dBuV/m dBuV/m dBuV dB/m dB dB cm deg 1 5500.00 93.96 ------ ------ 80.37 35.90 9.70 32.01 360 172 AVERAGE

Mode	140	
	Band Edge	
	U-NII-2C_5.47-5.725_802.11be EHT20_CH140_Small RU 54+4_5700MHz	
ANT	CDD	
Pol.	Horizontal	Fundamental
Peak	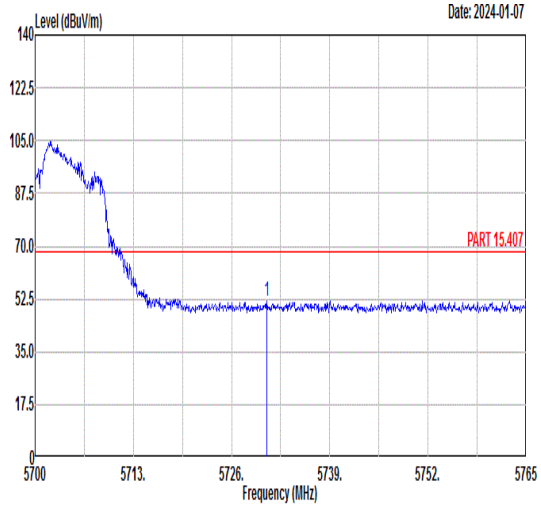 Freq Level Limit Line Margin (dB) Read Level Ant Factor Cable Loss Preamp Factor APos TPos Remark MHz dBuV/m dBuV/m dBuV dB/m dB dB cm deg 1 5730.62 51.76 68.30 -16.54 37.74 36.22 10.03 32.23 300 107 PEAK	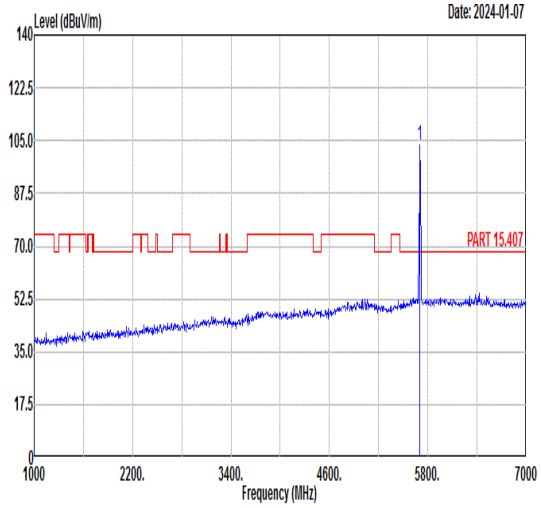 Freq Level Limit Line Margin (dB) Read Level Ant Factor Cable Loss Preamp Factor APos TPos Remark MHz dBuV/m dBuV/m dBuV dB/m dB dB cm deg 1 5700.00 103.32 ------ ------ 89.36 36.19 9.97 32.20 300 107 PEAK
Avg	Blank	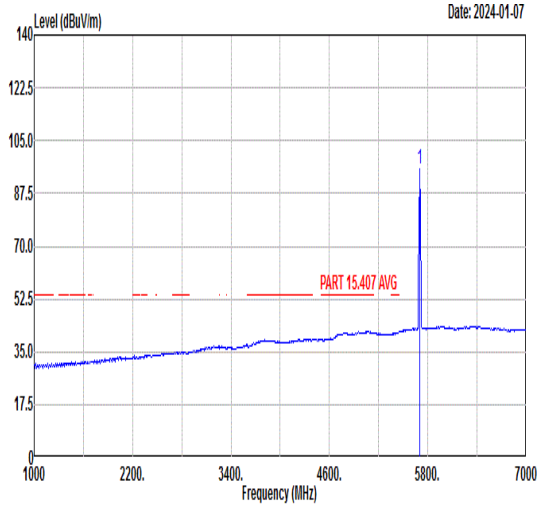 Freq Level Limit Line Margin (dB) Read Level Ant Factor Cable Loss Preamp Factor APos TPos Remark MHz dBuV/m dBuV/m dBuV dB/m dB dB cm deg 1 5700.00 95.41 ------ ------ 81.45 36.19 9.97 32.20 300 107 AVERAGE

Mode	140	
	Band Edge	
	U-NII-2C_5.47-5.725_802.11be EHT20_CH140_Small RU 54+4_5700MHz	
ANT	CDD	
Pol.	Vertical	Fundamental
Peak	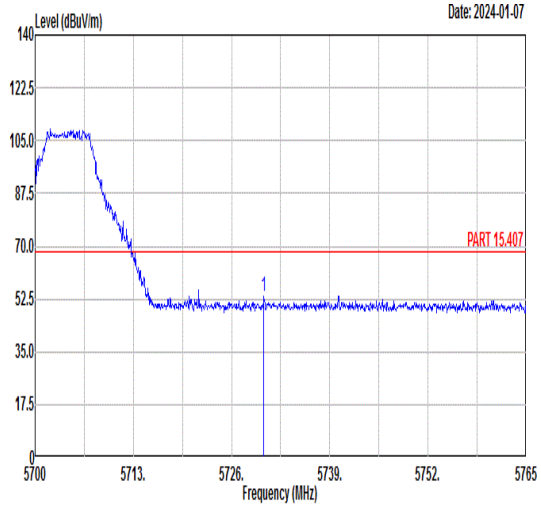 Freq Level Limit Line Margin (dB) Read Level Ant Factor Cable Loss Preamp Factor APos TPos Remark MHz dBuV/m dBuV/m dBuV dB/m dB dB cm deg 1 5730.29 53.36 68.30 -14.94 39.34 36.22 10.03 32.23 369 179 PEAK	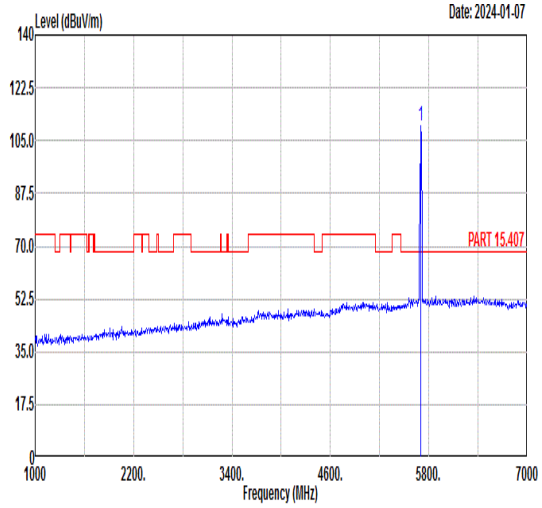 Freq Level Limit Line Margin (dB) Read Level Ant Factor Cable Loss Preamp Factor APos TPos Remark MHz dBuV/m dBuV/m dBuV dB/m dB dB cm deg 1 5700.00 110.13 ------ ------ 96.17 36.19 9.97 32.20 369 179 PEAK
Avg	Blank	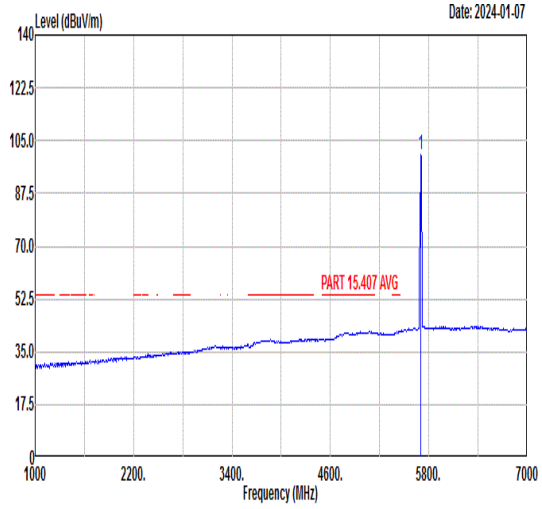 Freq Level Limit Line Margin (dB) Read Level Ant Factor Cable Loss Preamp Factor APos TPos Remark MHz dBuV/m dBuV/m dBuV dB/m dB dB cm deg 1 5700.00 100.52 ------ ------ 86.56 36.19 9.97 32.20 369 179 AVERAGE

Mode	141	
	Band Edge	
	U-NII-3_5.725-5.85_802.11be EHT20_CH149_Small RU 37+2_5745MHz	
ANT	CDD	
Pol.	Horizontal	Fundamental
Peak	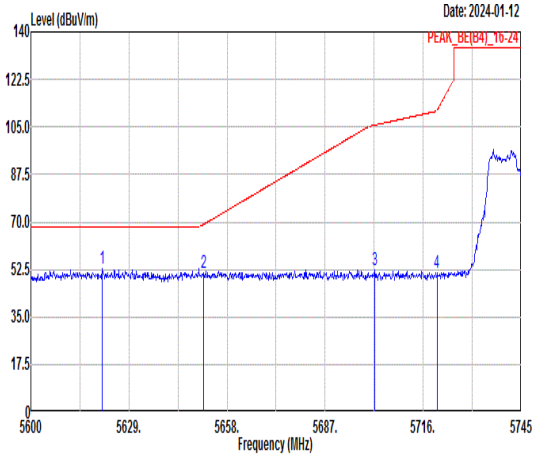 Freq Level Limit Line Margin (dB) Read Level Ant Factor Cable Loss Preamp Factor APos TPos Remark 1 5621.17 52.65 68.30 -15.65 38.90 36.07 9.80 32.12 200 42 PEAK 2 5651.04 51.35 69.07 -17.72 37.53 36.11 9.86 32.15 200 42 PEAK 3 5701.65 52.12 105.66 -53.54 38.17 36.18 9.97 32.20 200 42 PEAK 4 5720.06 51.31 110.94 -59.63 37.31 36.21 10.01 32.22 200 42 PEAK	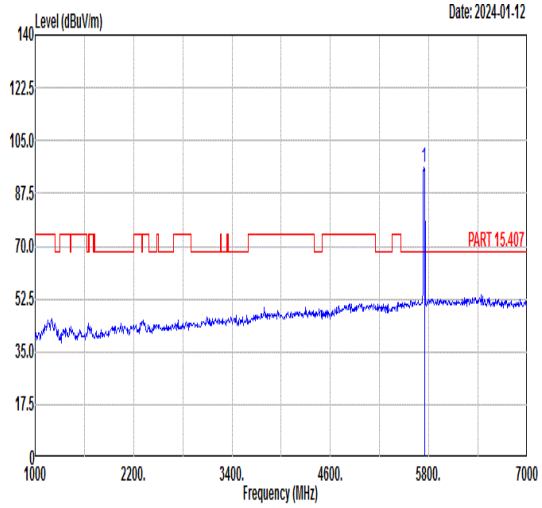 Freq Level Limit Line Margin (dB) Read Level Ant Factor Cable Loss Preamp Factor APos TPos Remark 1 5745.00 96.37 ------ ------ 82.32 36.24 10.05 32.24 200 42 PEAK
Avg	Blank	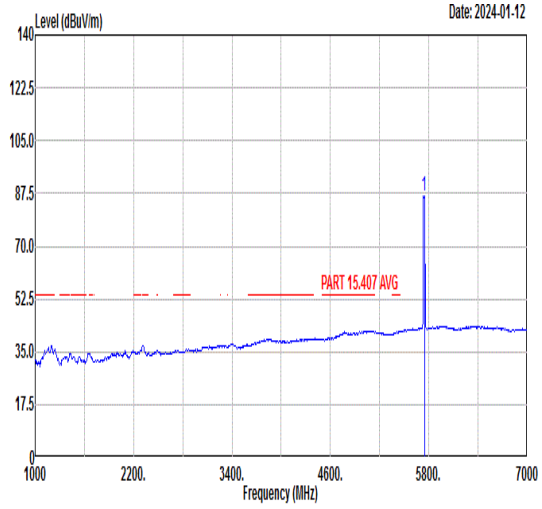 Freq Level Limit Line Margin (dB) Read Level Ant Factor Cable Loss Preamp Factor APos TPos Remark 1 5745.00 86.53 ------ ------ 72.49 36.23 10.04 32.23 200 42 AVERAGE

Mode	141	
	Band Edge	
	U-NII-3_5.725-5.85_802.11be EHT20_CH149_Small RU 37+2_5745MHz	
ANT	CDD	
Pol.	Vertical	Fundamental
Peak	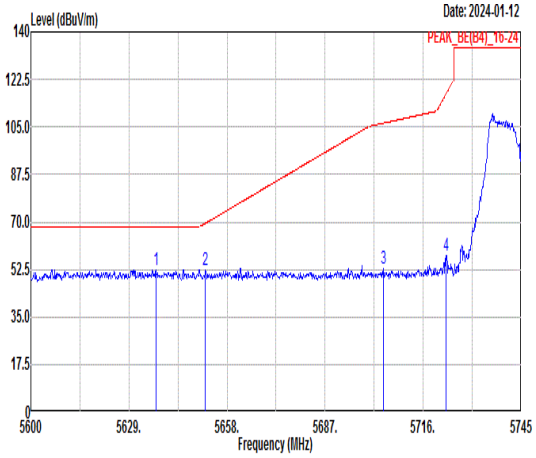 Freq Level Limit Line Margin (dB) Read Level Ant Factor Cable Loss Preamp Factor APos TPos Remark 1 5636.98 52.38 68.30 -15.92 38.60 36.09 9.83 32.14 160 0 PEAK 2 5651.62 52.21 69.50 -17.29 38.39 36.11 9.86 32.15 160 0 PEAK 3 5704.26 52.80 106.39 -53.59 38.84 36.19 9.97 32.20 160 0 PEAK 4 5722.67 57.60 116.89 -59.29 43.60 36.21 10.01 32.22 160 0 PEAK	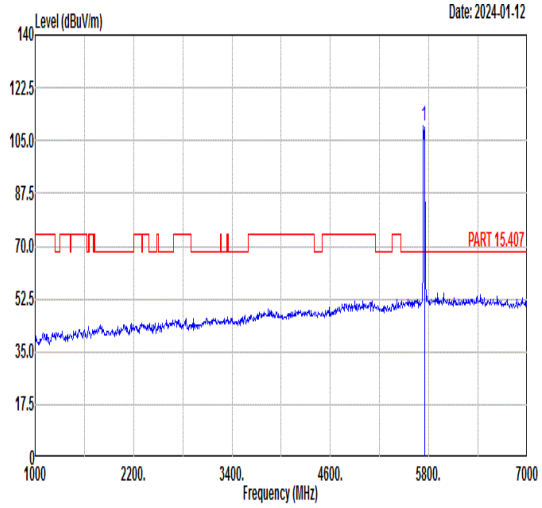 Freq Level Limit Line Margin (dB) Read Level Ant Factor Cable Loss Preamp Factor APos TPos Remark 1 5745.00 109.68 ------ ------ 95.64 36.23 10.04 32.23 160 0 PEAK
Avg	Blank	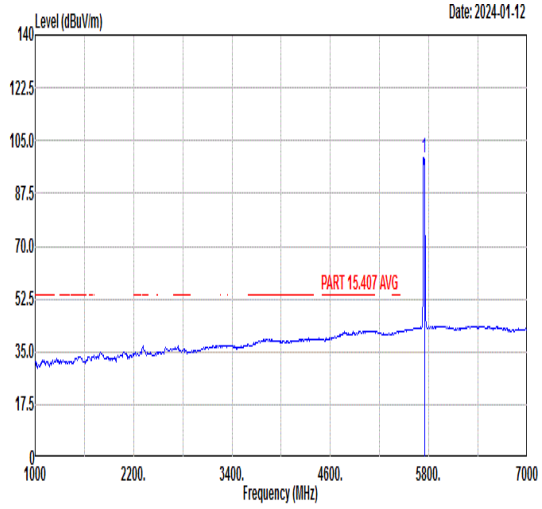 Freq Level Limit Line Margin (dB) Read Level Ant Factor Cable Loss Preamp Factor APos TPos Remark 1 5745.00 99.42 ------ ------ 85.38 36.23 10.04 32.23 160 0 AVERAGE

Mode	142	
	Band Edge	
	U-NII-3_5.725-5.85_802.11be EHT20_CH165_Small RU 54+4_5825MHz	
ANT	CDD	
Pol.	Horizontal	Fundamental
Peak	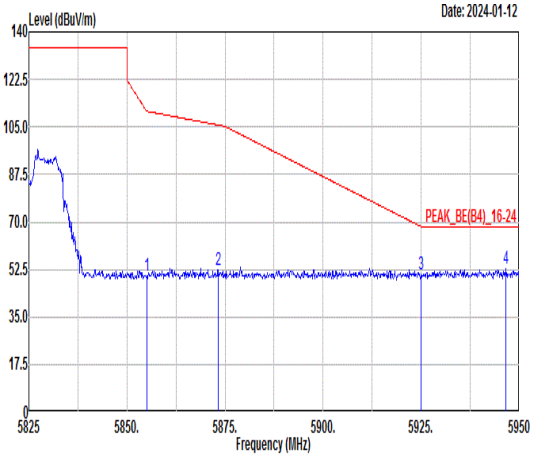 Freq Level Limit Line Margin (dB) Read Level Ant Factor Cable Loss Preamp Factor APos TPos Remark MHz dBuV/m dBuV/m dBuV dB/m dB dB cm deg 1 5855.00 50.04 110.80 -60.76 35.70 36.40 10.29 32.35 177 360 PEAK 2 5873.25 52.24 105.69 -53.45 37.86 36.42 10.33 32.37 177 360 PEAK 3 5925.00 50.84 68.30 -17.46 36.33 36.49 10.44 32.42 177 360 PEAK 4 5946.63 52.64 68.30 -15.66 38.08 36.53 10.48 32.45 177 360 PEAK	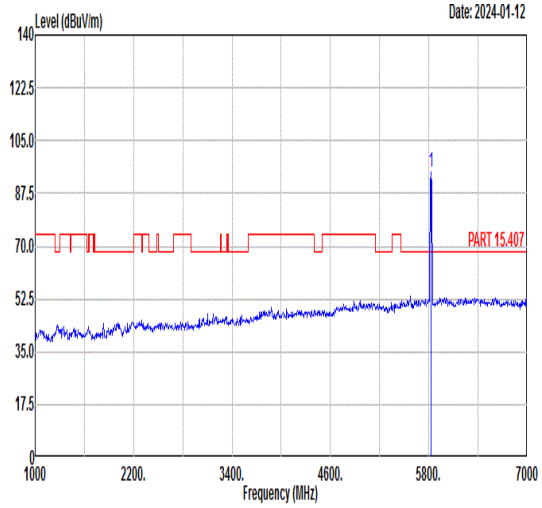 Freq Level Limit Line Margin (dB) Read Level Ant Factor Cable Loss Preamp Factor APos TPos Remark MHz dBuV/m dBuV/m dBuV dB/m dB dB cm deg 1 5825.00 94.79 ------ ------ 80.52 36.36 10.24 32.33 177 360 PEAK
Avg	Blank	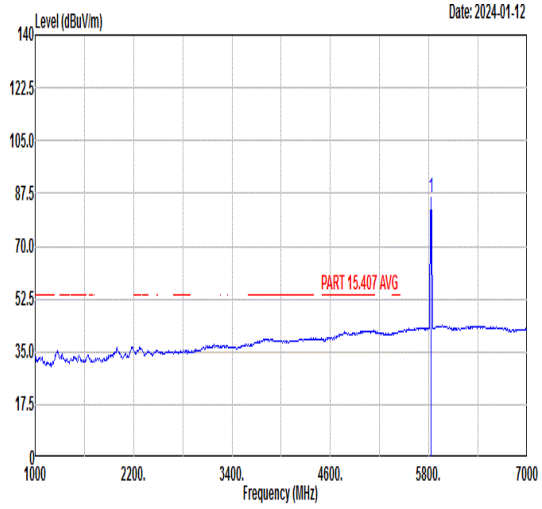 Freq Level Limit Line Margin (dB) Read Level Ant Factor Cable Loss Preamp Factor APos TPos Remark MHz dBuV/m dBuV/m dBuV dB/m dB dB cm deg 1 5825.00 86.27 ------ ------ 72.01 36.35 10.23 32.32 177 360 AVERAGE

Mode	142	
	Band Edge	
	U-NII-3_5.725-5.85_802.11be EHT20_CH165_Small RU 54+4_5825MHz	
ANT	CDD	
Pol.	Vertical	Fundamental
Peak	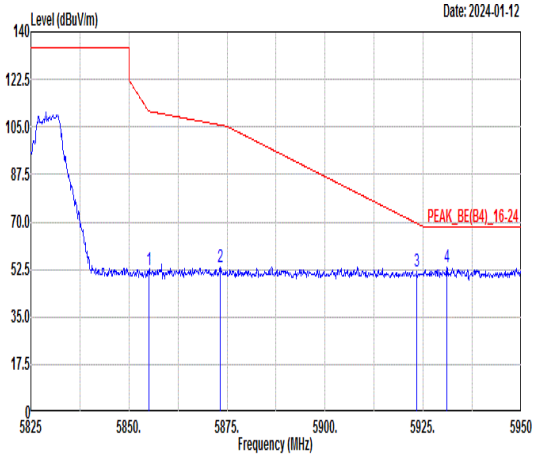 Freq Level Limit Line Margin (dB) Read Level Ant Factor Cable Loss Preamp Factor APos TPos Remark MHz dBuV/m dBuV/m dBuV dB/m dB dB cm deg 1 5855.00 52.18 110.80 -58.62 37.84 36.40 10.29 32.35 400 318 PEAK 2 5873.25 53.32 105.69 -52.37 38.94 36.42 10.33 32.37 400 318 PEAK 3 5923.38 51.90 69.49 -17.59 37.39 36.49 10.44 32.42 400 318 PEAK 4 5931.00 53.17 68.30 -15.13 38.65 36.50 10.45 32.43 400 318 PEAK	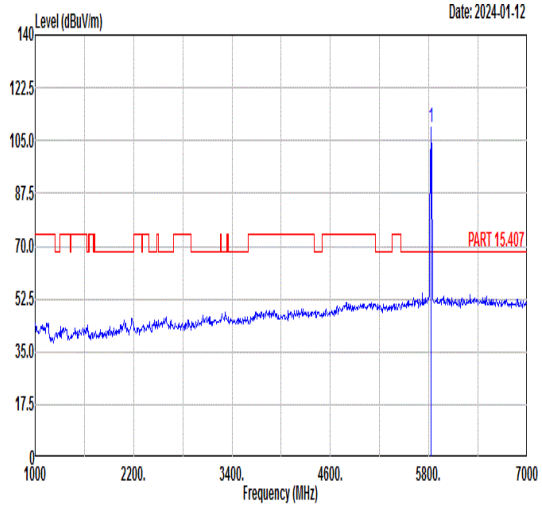 Freq Level Limit Line Margin (dB) Read Level Ant Factor Cable Loss Preamp Factor APos TPos Remark MHz dBuV/m dBuV/m dBuV dB/m dB dB cm deg 1 5825.00 109.15 ------ ------ 94.88 36.36 10.24 32.33 400 318 PEAK
Avg	Blank	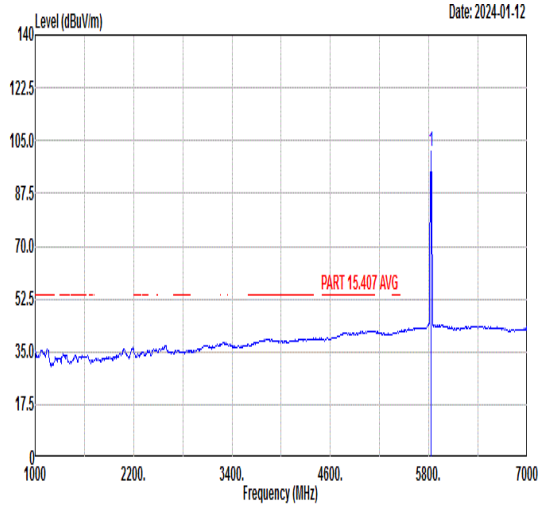 Freq Level Limit Line Margin (dB) Read Level Ant Factor Cable Loss Preamp Factor APos TPos Remark MHz dBuV/m dBuV/m dBuV dB/m dB dB cm deg 1 5825.00 101.33 ------ ------ 87.06 36.36 10.24 32.33 400 318 AVERAGE

Mode	143	
	Band Edge - L	
	U-NII-1_5.15-5.25_802.11be EHT80_CH42_Puncturing 20M ④ 5210MHz	
ANT	CDD	
Pol.	Horizontal	Fundamental
Peak	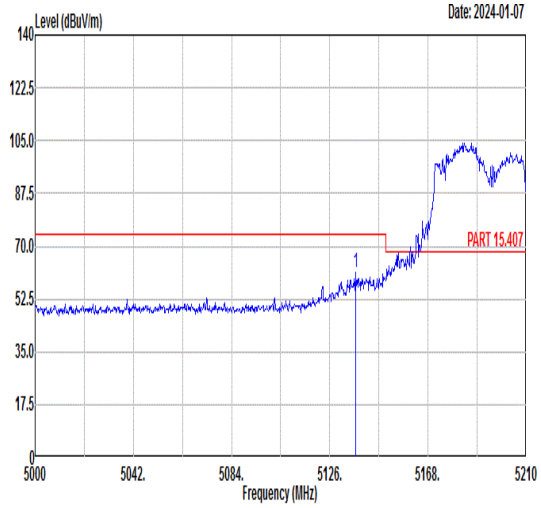 Freq Level Limit Line Margin (dB) Read Level Ant Factor Cable Loss Preamp Factor APos TPos Remark 1 5136.92 61.27 74.00 -12.73 49.15 36.12 8.51 32.51 400 113 PEAK	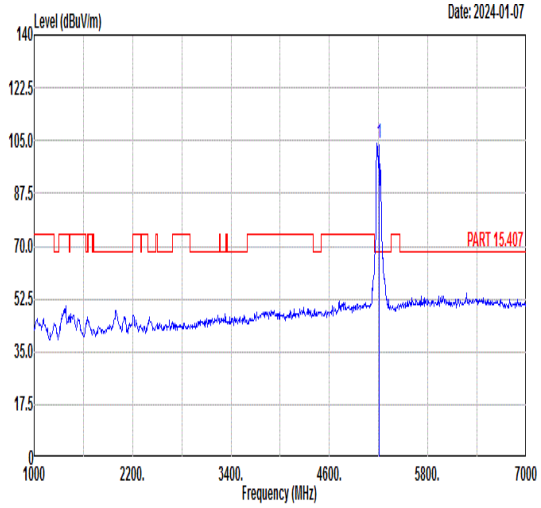 Freq Level Limit Line Margin (dB) Read Level Ant Factor Cable Loss Preamp Factor APos TPos Remark 1 5210.00 103.83 ------ ------ 91.60 36.09 8.59 32.45 400 113 PEAK
Avg	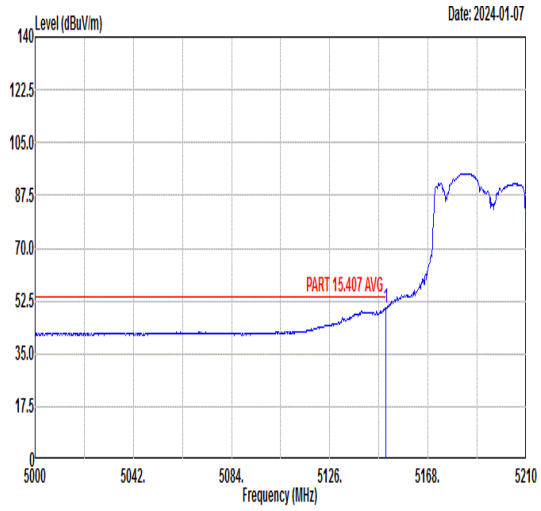 Freq Level Limit Line Margin (dB) Read Level Ant Factor Cable Loss Preamp Factor APos TPos Remark 1 5149.94 50.00 54.00 -4.00 37.84 36.11 8.54 32.49 400 113 AVERAGE	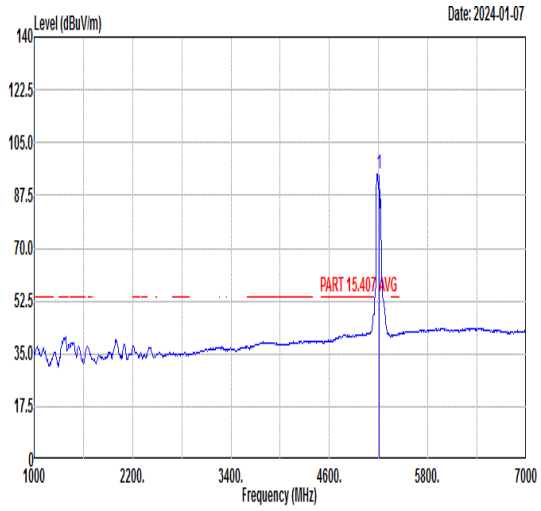 Freq Level Limit Line Margin (dB) Read Level Ant Factor Cable Loss Preamp Factor APos TPos Remark 1 5210.00 94.65 ------ ------ 82.39 36.09 8.61 32.44 400 113 AVERAGE

Mode	143	
	Band Edge - R	
	U-NII-1_5.15-5.25_802.11be EHT80_CH42_Puncturing 20M ④_5210MHz	
ANT	CDD	
Pol.	Horizontal	Fundamental
Peak	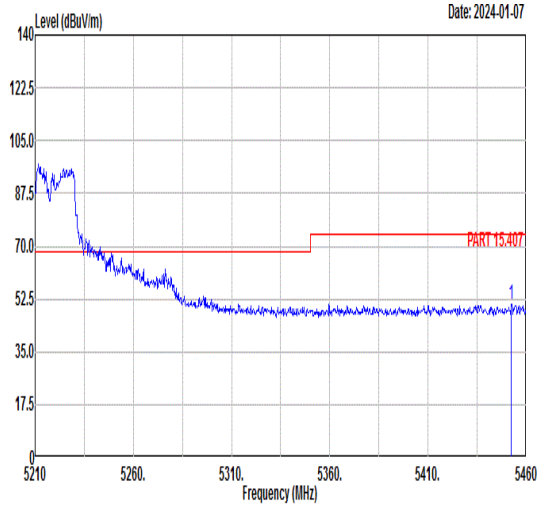 Freq Level Limit Line Margin (dB) Read Level Ant Factor Cable Loss Preamp Factor APos TPos Remark MHz dBuV/m dBuV/m dBuV dB/m dB dB cm deg 1 5452.50 50.96 74.00 -23.04 37.42 35.93 9.68 32.07 400 113 PEAK	Blank
Avg	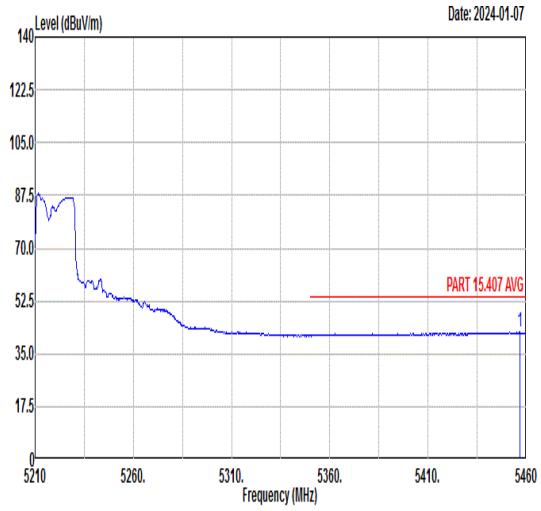 Freq Level Limit Line Margin (dB) Read Level Ant Factor Cable Loss Preamp Factor APos TPos Remark MHz dBuV/m dBuV/m dBuV dB/m dB dB cm deg 1 5456.75 42.23 54.00 -11.77 28.67 35.93 9.69 32.06 400 113 AVERAGE	Blank

Mode	143	
	Band Edge - L	
	U-NII-1_5.15-5.25_802.11be EHT80_CH42_Puncturing 20M ④ 5210MHz	
ANT	CDD	
Pol.	Vertical	Fundamental
Peak	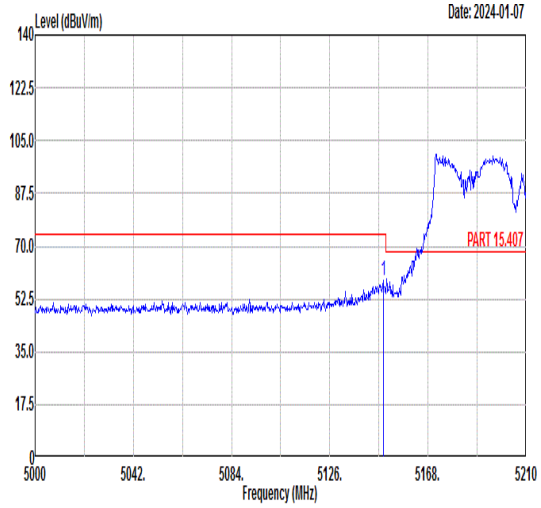 Freq Level Limit Line Margin (dB) Read Level Ant Factor Cable Loss Preamp Factor APos TPos Remark MHz dBuV/m dBuV/m dBuV dB/m dB dB cm deg 1 5148.89 58.45 74.00 -15.55 46.30 36.11 8.53 32.49 300 181 PEAK	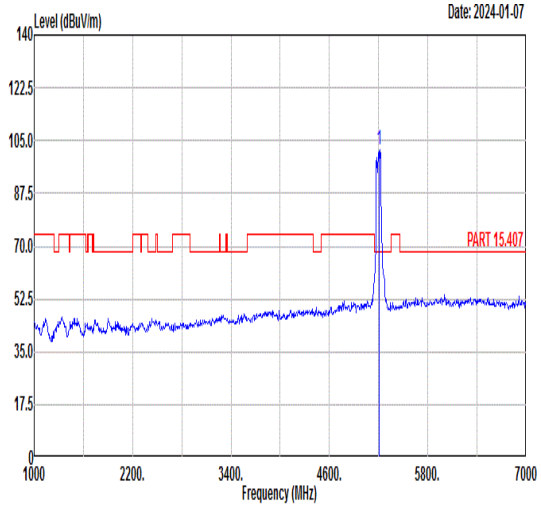 Freq Level Limit Line Margin (dB) Read Level Ant Factor Cable Loss Preamp Factor APos TPos Remark MHz dBuV/m dBuV/m dBuV dB/m dB dB cm deg 1 5210.00 101.76 ------ ------ 89.40 36.07 8.68 32.39 300 181 PEAK
Avg	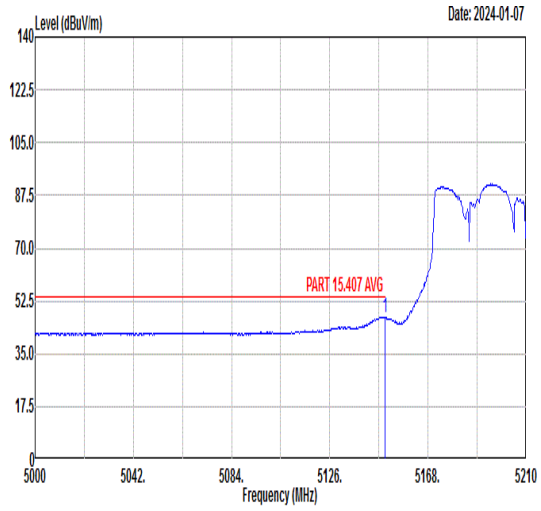 Freq Level Limit Line Margin (dB) Read Level Ant Factor Cable Loss Preamp Factor APos TPos Remark MHz dBuV/m dBuV/m dBuV dB/m dB dB cm deg 1 5149.52 47.07 54.00 -6.93 34.92 36.11 8.53 32.49 300 181 AVERAGE	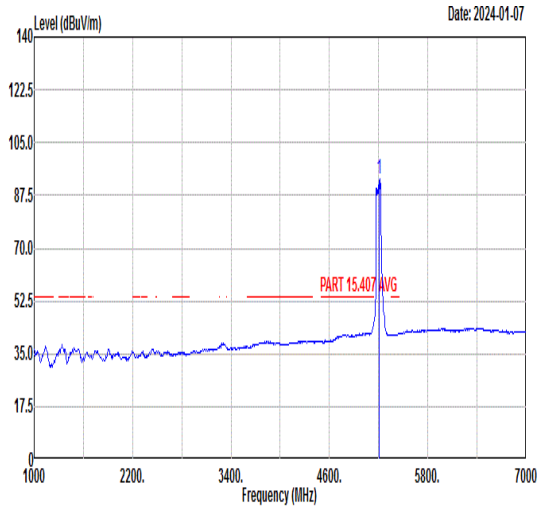 Freq Level Limit Line Margin (dB) Read Level Ant Factor Cable Loss Preamp Factor APos TPos Remark MHz dBuV/m dBuV/m dBuV dB/m dB dB cm deg 1 5210.00 92.95 ------ ------ 80.59 36.07 8.68 32.39 300 181 AVERAGE

Mode	143	
	Band Edge - R	
	U-NII-1_5.15-5.25_802.11be EHT80_CH42_Puncturing 20M ④_5210MHz	
ANT	CDD	
Pol.	Vertical	Fundamental
Peak	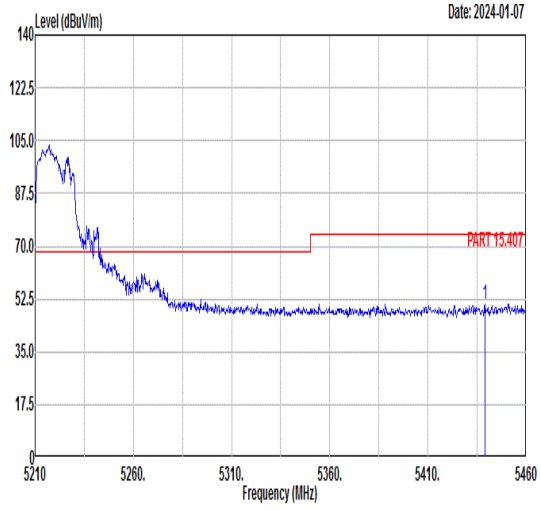 Freq Level Limit Line Margin (dB) Read Level Ant Factor Cable Loss Preamp Factor APos TPos Remark MHz dBuV/m dBuV/m dBuV dB/m dB dB cm deg 1 5439.00 50.70 74.00 -23.30 37.17 35.94 9.68 32.09 300 181 PEAK	Blank
Avg	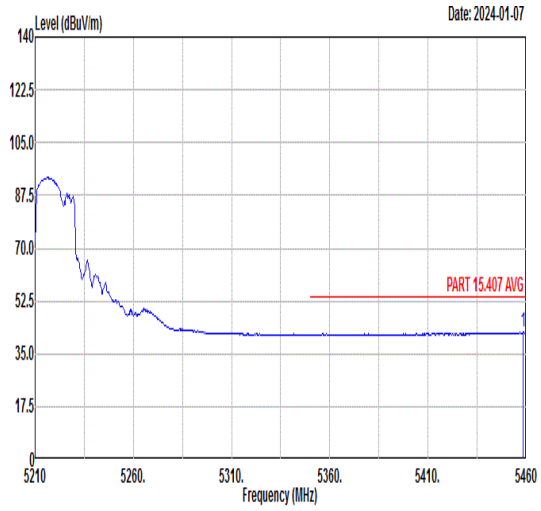 Freq Level Limit Line Margin (dB) Read Level Ant Factor Cable Loss Preamp Factor APos TPos Remark MHz dBuV/m dBuV/m dBuV dB/m dB dB cm deg 1 5458.50 42.13 54.00 -11.87 28.58 35.92 9.69 32.06 300 181 AVERAGE	Blank

Mode	144	
	Band Edge - L	
	U-NII-2A_5.25-5.35_802.11be EHT80_CH58_Puncturing 20M ❶_5290MHz	
ANT	CDD	
Pol.	Horizontal	Fundamental
Peak	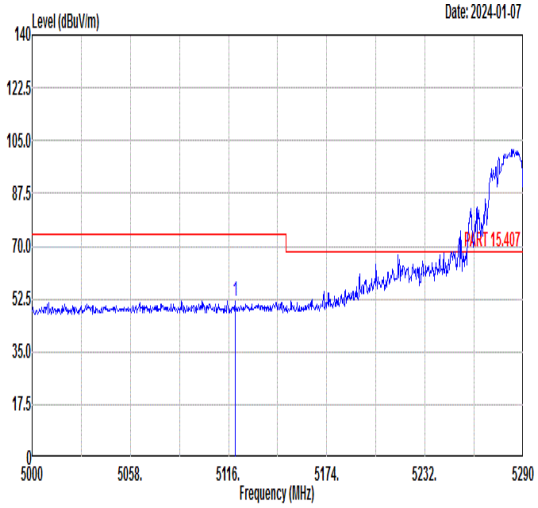 Freq Level Limit Line Margin (dB) Read Level Ant Factor Cable Loss Preamp Factor APos TPos Remark MHz dBuV/m dBuV/m dBuV dB/m dB dB cm deg 1 5119.77 51.86 74.00 -22.14 39.78 36.13 8.48 32.53 300 125 PEAK	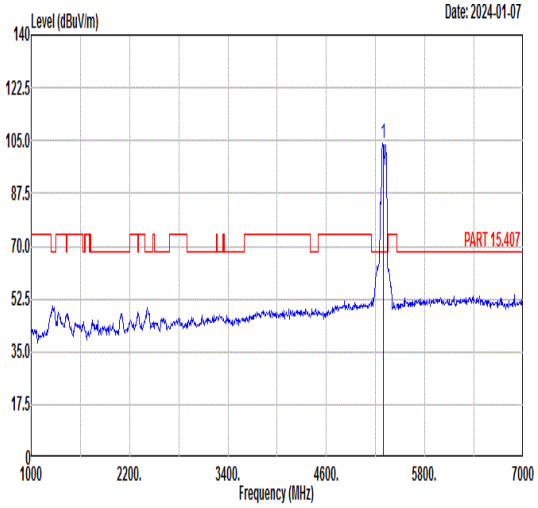 Freq Level Limit Line Margin (dB) Read Level Ant Factor Cable Loss Preamp Factor APos TPos Remark MHz dBuV/m dBuV/m dBuV dB/m dB dB cm deg 1 5290.00 103.98 ------ ------ 91.23 36.03 9.02 32.30 300 125 PEAK
Avg	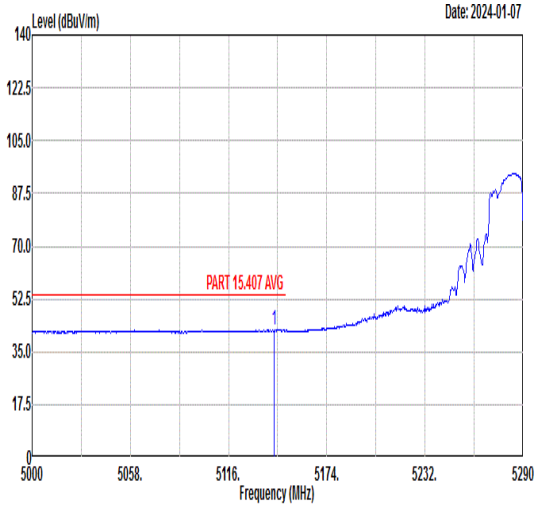 Freq Level Limit Line Margin (dB) Read Level Ant Factor Cable Loss Preamp Factor APos TPos Remark MHz dBuV/m dBuV/m dBuV dB/m dB dB cm deg 1 5142.97 42.26 54.00 -11.74 30.13 36.11 8.52 32.50 300 125 AVERAGE	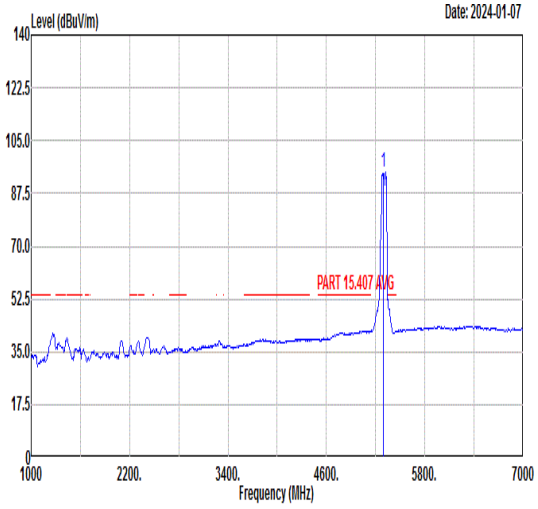 Freq Level Limit Line Margin (dB) Read Level Ant Factor Cable Loss Preamp Factor APos TPos Remark MHz dBuV/m dBuV/m dBuV dB/m dB dB cm deg 1 5290.00 94.48 ------ ------ 81.48 36.00 9.24 32.24 300 125 AVERAGE

Mode	144	
	Band Edge - R	
	U-NII-2A_5.25-5.35_802.11be EHT80_CH58_Puncturing 20M ❶_5290MHz	
ANT	CDD	
Pol.	Horizontal	Fundamental
Peak	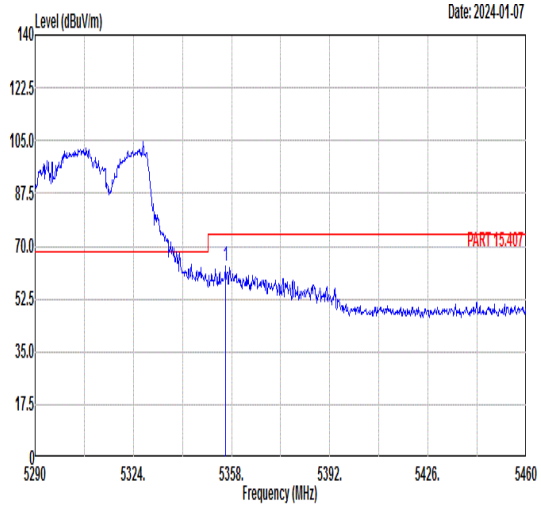 Freq Level Limit Line Margin (dB) Read Level Ant Factor Cable Loss Preamp Factor APos TPos Remark MHz dBuV/m dBuV/m dBuV dB/m dB dB cm deg 1 5355.79 63.47 74.00 -10.53 50.29 35.99 9.39 32.20 300 125 PEAK	Blank
Avg	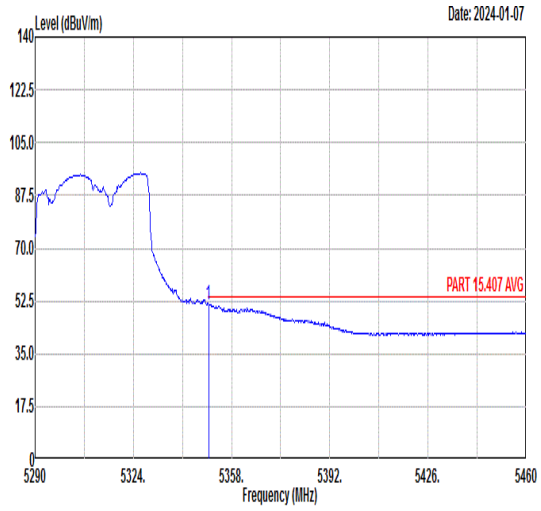 Freq Level Limit Line Margin (dB) Read Level Ant Factor Cable Loss Preamp Factor APos TPos Remark MHz dBuV/m dBuV/m dBuV dB/m dB dB cm deg 1 5350.01 51.43 54.00 -2.57 38.29 35.99 9.36 32.21 300 125 AVERAGE	Blank

Mode	144	
	Band Edge - L	
	U-NII-2A_5.25-5.35_802.11be EHT80_CH58_Puncturing 20M ❶_5290MHz	
ANT	CDD	
Pol.	Vertical	Fundamental
Peak	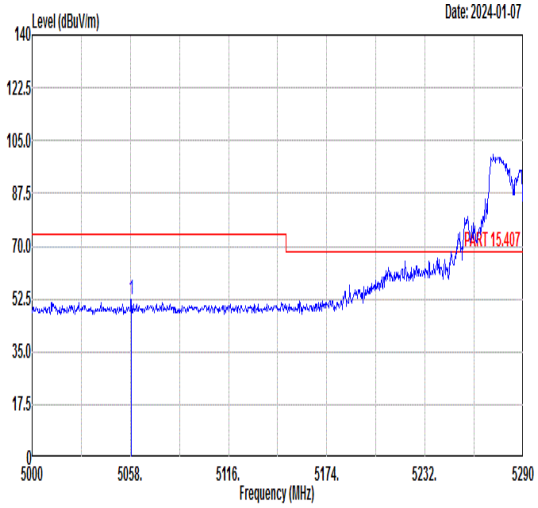 Freq Level Limit Line Margin (dB) Read Level Ant Factor Cable Loss Preamp Factor APos TPos Remark MHz dBuV/m dBuV/m dBuV dB/m dB dB cm deg 1 5058.58 52.23 74.00 -21.77 40.32 36.16 8.37 32.62 343 186 PEAK	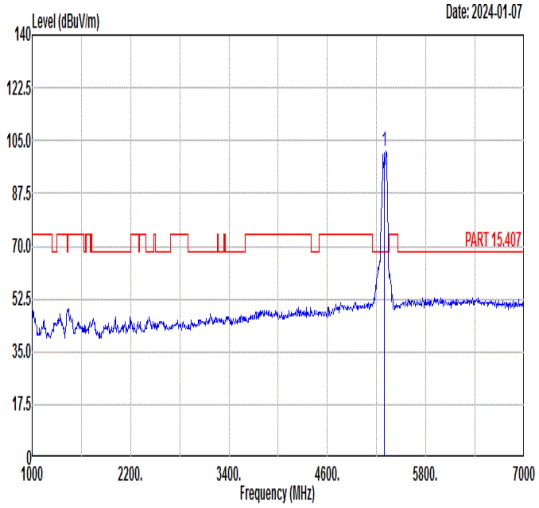 Freq Level Limit Line Margin (dB) Read Level Ant Factor Cable Loss Preamp Factor APos TPos Remark MHz dBuV/m dBuV/m dBuV dB/m dB dB cm deg 1 5290.00 101.63 ------ ------ 88.70 36.01 9.18 32.26 343 186 PEAK
Avg	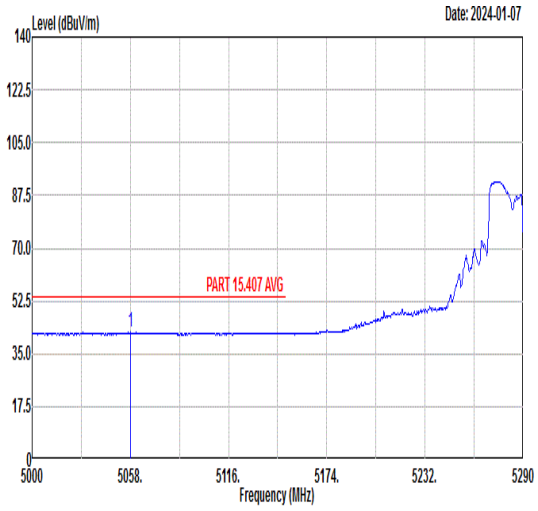 Freq Level Limit Line Margin (dB) Read Level Ant Factor Cable Loss Preamp Factor APos TPos Remark MHz dBuV/m dBuV/m dBuV dB/m dB dB cm deg 1 5058.29 42.07 54.00 -11.93 30.15 36.17 8.37 32.62 343 186 AVERAGE	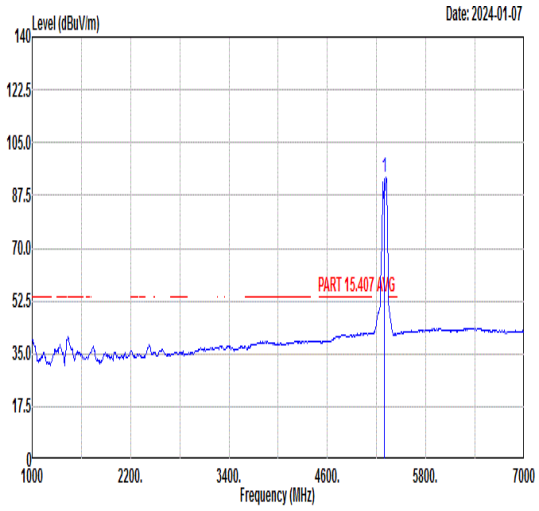 Freq Level Limit Line Margin (dB) Read Level Ant Factor Cable Loss Preamp Factor APos TPos Remark MHz dBuV/m dBuV/m dBuV dB/m dB dB cm deg 1 5290.00 93.40 ------ ------ 80.47 36.01 9.18 32.26 343 186 AVERAGE

Mode	144	
	Band Edge - R	
	U-NII-2A_5.25-5.35_802.11be EHT80_CH58_Puncturing 20M ❶_5290MHz	
ANT	CDD	
Pol.	Vertical	Fundamental
Peak	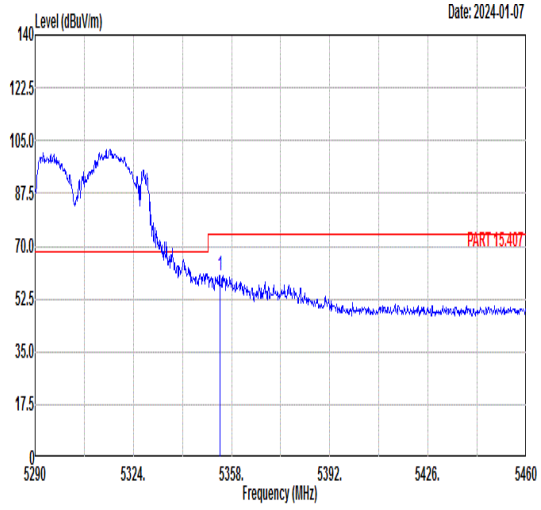 Freq Level Limit Line Margin (dB) Read Level Ant Factor Cable Loss Preamp Factor APos TPos Remark MHz dBuV/m dBuV/m dBuV dB/m dB dB cm deg 1 5353.92 60.40 74.00 -13.60 47.22 35.99 9.39 32.20 343 186 PEAK	Blank
Avg	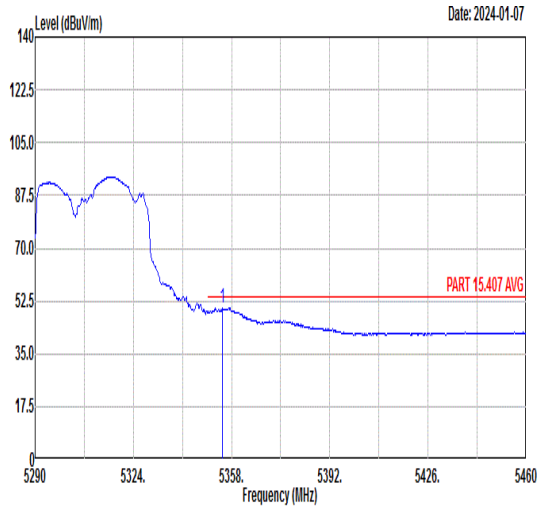 Freq Level Limit Line Margin (dB) Read Level Ant Factor Cable Loss Preamp Factor APos TPos Remark MHz dBuV/m dBuV/m dBuV dB/m dB dB cm deg 1 5354.94 50.20 54.00 -3.80 37.02 35.99 9.39 32.20 343 186 AVERAGE	Blank

Mode	145	
	Band Edge - L	
	U-NII-2C_5.47-5.725_802.11be EHT80_CH106_Puncturing 20M(4) 5530MHz	
ANT	CDD	
Pol.	Horizontal	Fundamental
Peak	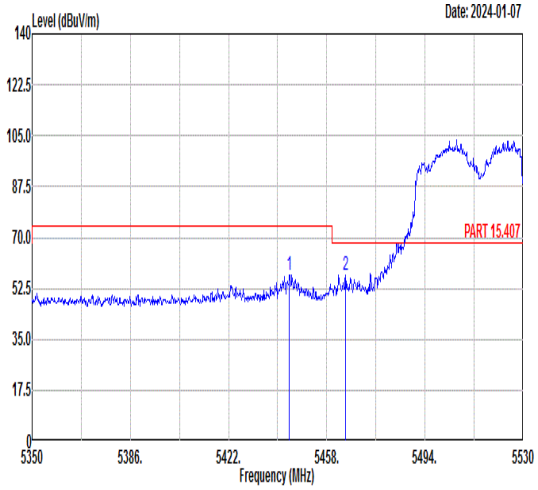 Freq Level Limit Line Margin (dB) Read Level Ant Factor Cable Loss Preamp Factor APos TPos Remark MHz dBuV/m dBuV/m dBuV dB/m dB dB cm deg 1 5444.32 57.11 74.00 -16.89 43.58 35.93 9.68 32.08 100 248 PEAK 2 5464.84 57.07 68.30 -11.23 43.51 35.92 9.69 32.05 100 248 PEAK	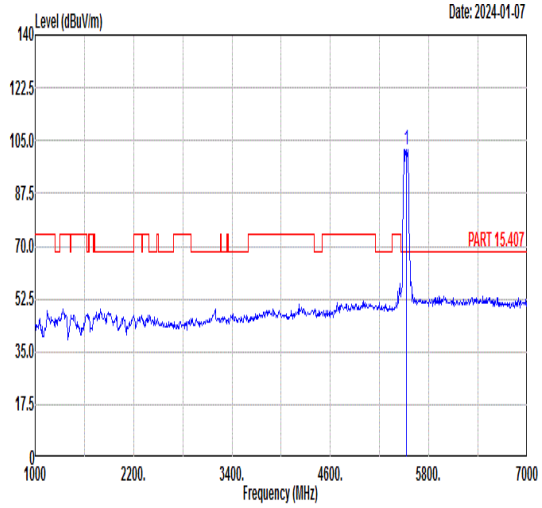 Freq Level Limit Line Margin (dB) Read Level Ant Factor Cable Loss Preamp Factor APos TPos Remark MHz dBuV/m dBuV/m dBuV dB/m dB dB cm deg 1 5530.00 102.22 ------ ------ 88.61 35.91 9.71 32.01 100 248 PEAK
Avg	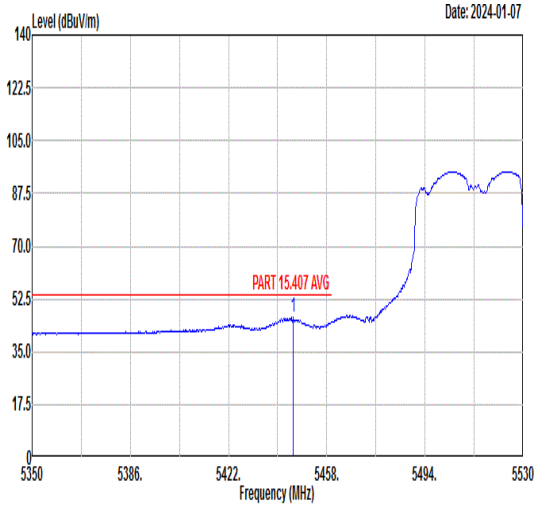 Freq Level Limit Line Margin (dB) Read Level Ant Factor Cable Loss Preamp Factor APos TPos Remark MHz dBuV/m dBuV/m dBuV dB/m dB dB cm deg 1 5445.76 46.34 54.00 -7.66 32.81 35.93 9.68 32.08 100 248 AVERAGE	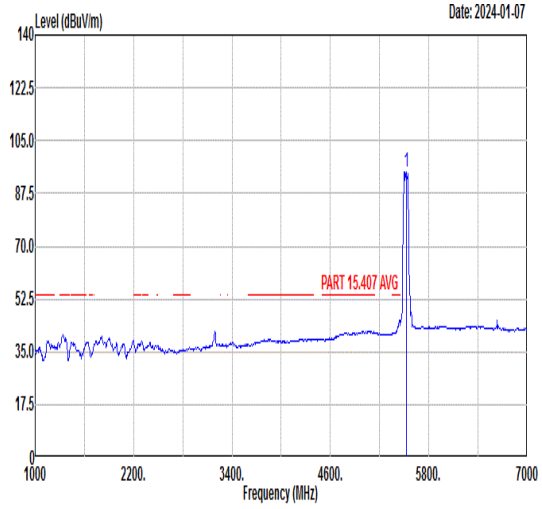 Freq Level Limit Line Margin (dB) Read Level Ant Factor Cable Loss Preamp Factor APos TPos Remark MHz dBuV/m dBuV/m dBuV dB/m dB dB cm deg 1 5530.00 94.56 ------ ------ 80.93 35.93 9.72 32.02 100 248 AVERAGE

Mode	145	
	Band Edge - R	
	U-NII-2C_5.47-5.725_802.11be EHT80_CH106_Puncturing 20M[redacted]5530MHz	
ANT	CDD	
Pol.	Horizontal	Fundamental
Peak	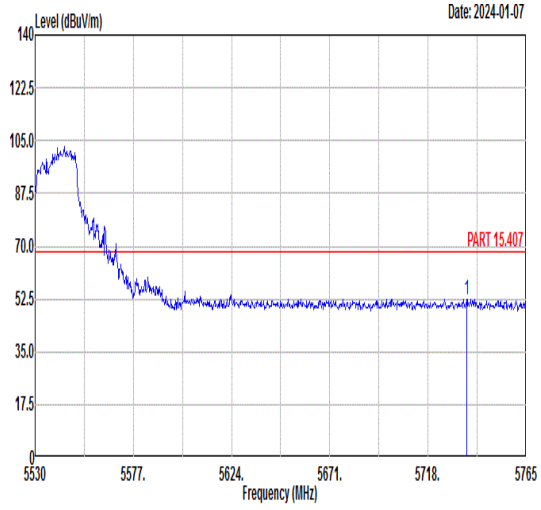 Freq Level Limit Line Margin (dB) Read Level Ant Factor Cable Loss Preamp Factor APos TPos Remark MHz dBuV/m dBuV/m dBuV dB/m dB dB cm deg 1 5736.57 52.48 68.30 -15.82 38.45 36.23 10.04 32.24 100 248 PEAK	Blank

Mode	145
	Band Edge - L
	U-NII-2C_5.47-5.725_802.11be EHT80_CH106_Puncturing 20M(4)5530MHz
ANT	CDD

Pol. — Vertical

Peak

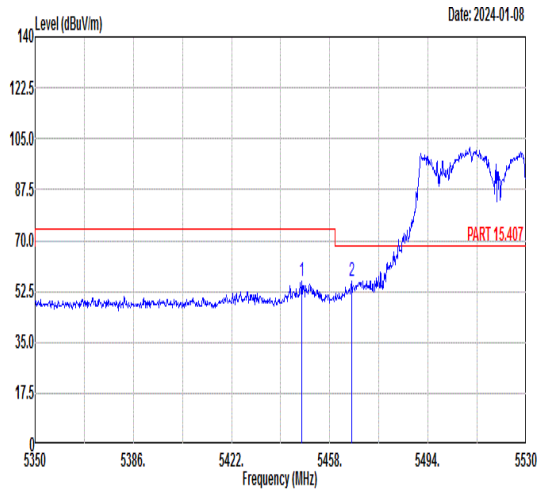

	Freq	Level	Limit Line	Margin (dB)	Read Level	Ant Factor	Cable Loss	Preamp Factor	APos	TPos	Remark
	MHz	dBuV/m	dBuV/m		dBuV	dB/m	dB	dB	cm	deg	
1	5447.74	55.87	74.00	-18.13	42.33	35.93	9.68	32.07	314	203	PEAK
2	5466.10	56.04	68.30	-12.26	42.48	35.92	9.69	32.05	314	203	PEAK

Avg

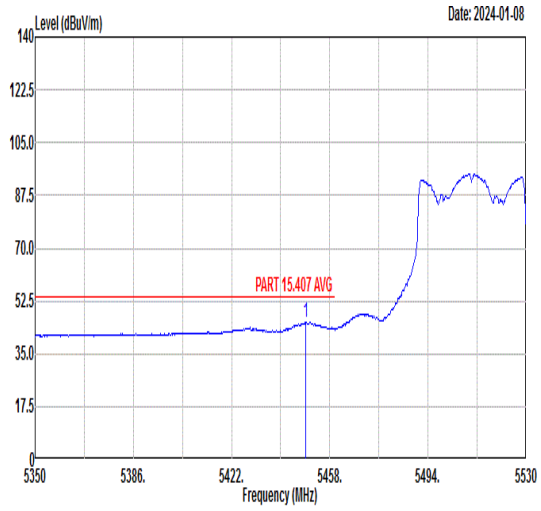

	Freq	Level	Limit Line	Margin (dB)	Read Level	Ant Factor	Cable Loss	Preamp Factor	APos	TPos	Remark
	MHz	dBuV/m	dBuV/m		dBuV	dB/m	dB	dB	cm	deg	
1	5449.18	45.53	54.00	-8.47	31.99	35.93	9.68	32.07	314	203	AVERAGE

Pol. — Fundamental

Peak

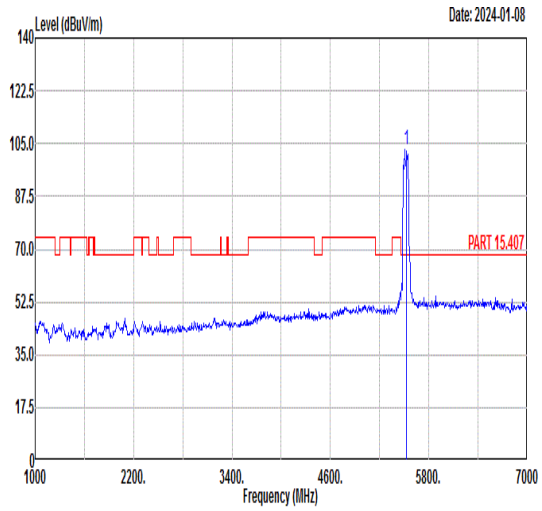

	Freq	Level	Limit Line	Margin (dB)	Read Level	Ant Factor	Cable Loss	Preamp Factor	APos	TPos	Remark
	MHz	dBuV/m	dBuV/m		dBuV	dB/m	dB	dB	cm	deg	
1	5530.00	102.79	------	------	89.18	35.91	9.71	32.01	314	203	PEAK

Avg

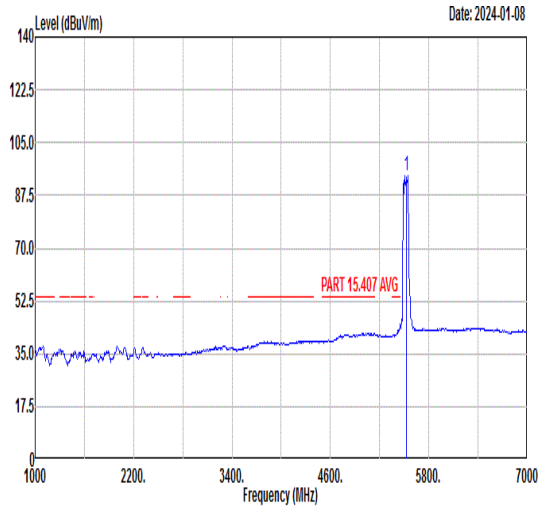

	Freq	Level	Limit Line	Margin (dB)	Read Level	Ant Factor	Cable Loss	Preamp Factor	APos	TPos	Remark
	MHz	dBuV/m	dBuV/m		dBuV	dB/m	dB	dB	cm	deg	
1	5530.00	94.15	------	------	80.53	35.92	9.71	32.01	314	203	AVERAGE

Mode	145	
	Band Edge - R	
	U-NII-2C_5.47-5.725_802.11be EHT80_CH106_Puncturing 20M[redacted]5530MHz	
ANT	CDD	
Pol.	Vertical	Fundamental
Peak	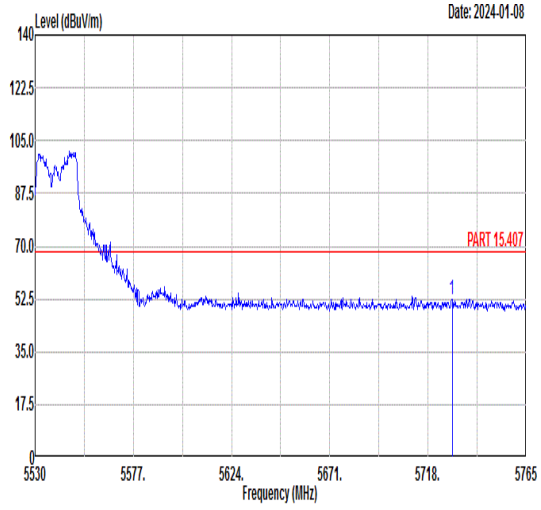 Freq Level Limit Line Margin (dB) Read Level Ant Factor Cable Loss Preamp Factor APos TPos Remark MHz dBuV/m dBuV/m dBuV dB/m dB dB cm deg 1 5729.52 52.36 68.30 -15.94 38.34 36.22 10.03 32.23 314 203 PEAK	Blank

Mode	146
	Band Edge - L
	U-NII-2C_5.47-5.725_802.11be EHT80_CH122_Puncturing 20M❶_5610MHz
ANT	CDD

Pol.	Horizontal	Fundamental
Peak	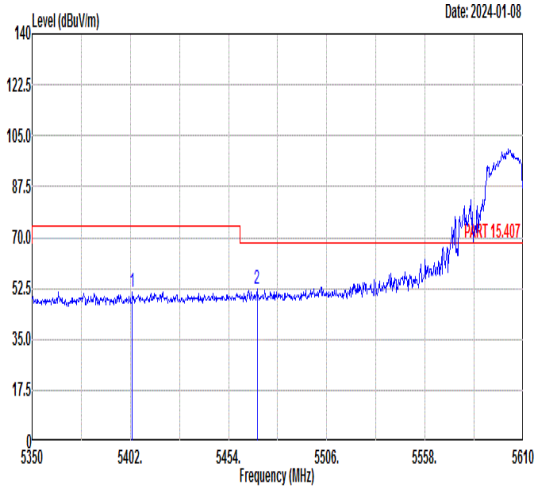 Freq Level Limit Line Margin (dB) Read Level Ant Factor Cable Loss Preamp Factor APos TPos Remark MHz dBuV/m dBuV/m dBuV dB/m dB dB cm deg 1 5403.04 51.38 74.00 -22.62 37.92 35.96 9.64 32.14 391 118 PEAK 2 5469.08 52.46 68.30 -15.84 38.89 35.92 9.69 32.04 391 118 PEAK	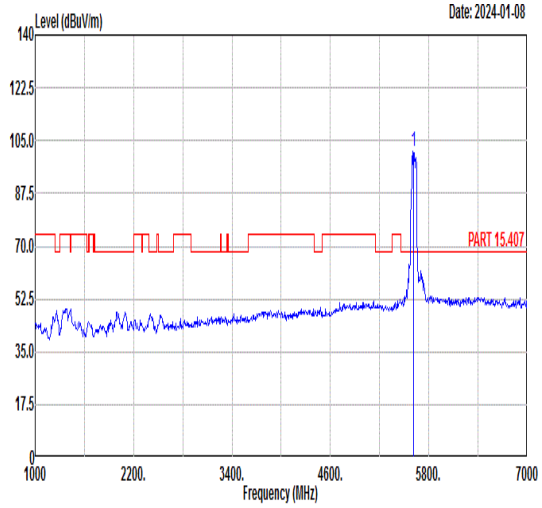 Freq Level Limit Line Margin (dB) Read Level Ant Factor Cable Loss Preamp Factor APos TPos Remark MHz dBuV/m dBuV/m dBuV dB/m dB dB cm deg 1 5610.00 101.23 ------ ------ 87.53 36.04 9.76 32.10 391 118 PEAK
Avg	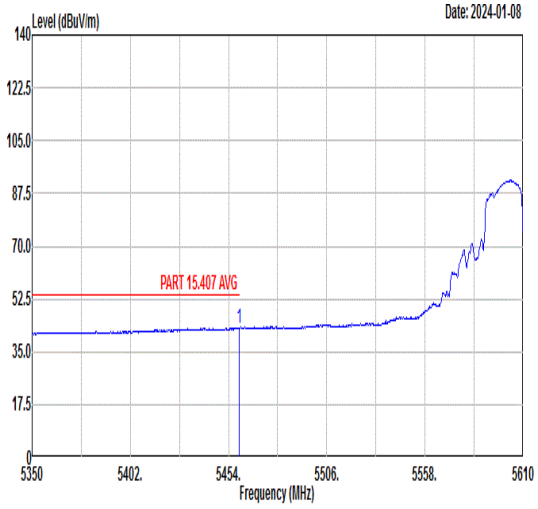 Freq Level Limit Line Margin (dB) Read Level Ant Factor Cable Loss Preamp Factor APos TPos Remark MHz dBuV/m dBuV/m dBuV dB/m dB dB cm deg 1 5459.46 43.04 54.00 -10.96 29.49 35.92 9.69 32.06 391 118 AVERAGE	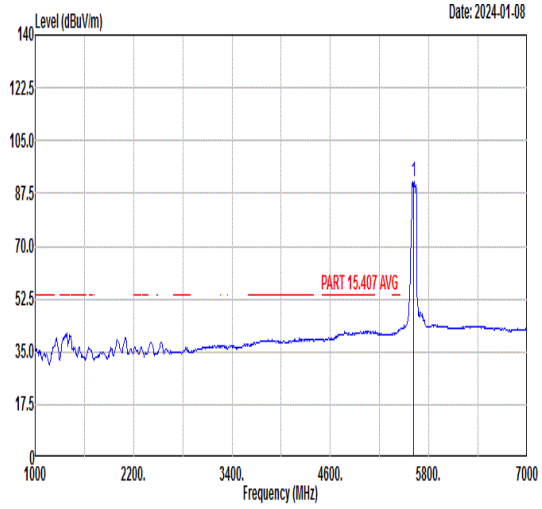 Freq Level Limit Line Margin (dB) Read Level Ant Factor Cable Loss Preamp Factor APos TPos Remark MHz dBuV/m dBuV/m dBuV dB/m dB dB cm deg 1 5610.00 91.61 ------ ------ 77.85 36.08 9.81 32.13 391 118 AVERAGE

Mode	146	
	Band Edge - R	
	U-NII-2C_5.47-5.725_802.11be EHT80_CH122_Puncturing 20M❶_5610MHz	
ANT	CDD	
Pol.	Horizontal	Fundamental
Peak	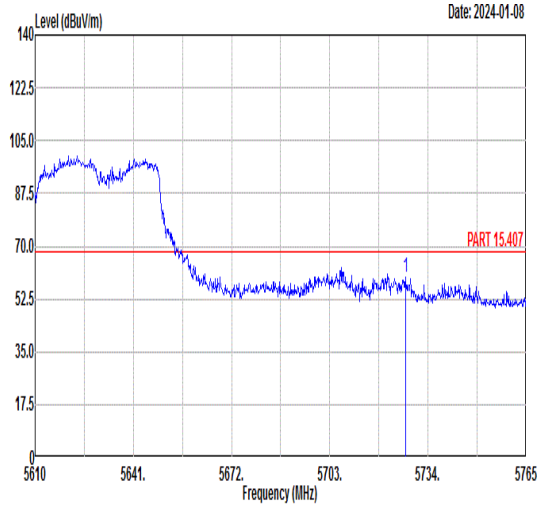 Freq Level Limit Line Margin (dB) Read Level Ant Factor Cable Loss Preamp Factor APos TPos Remark MHz dBuV/m dBuV/m dBuV dB/m dB dB cm deg 1 5726.87 59.51 68.30 -8.79 45.50 36.22 10.02 32.23 391 118 PEAK	Blank

Mode	146	
	Band Edge - L	
	U-NII-2C_5.47-5.725_802.11be EHT80_CH122_Puncturing 20M❶_5610MHz	
ANT	CDD	
Pol.	Vertical	Fundamental
Peak	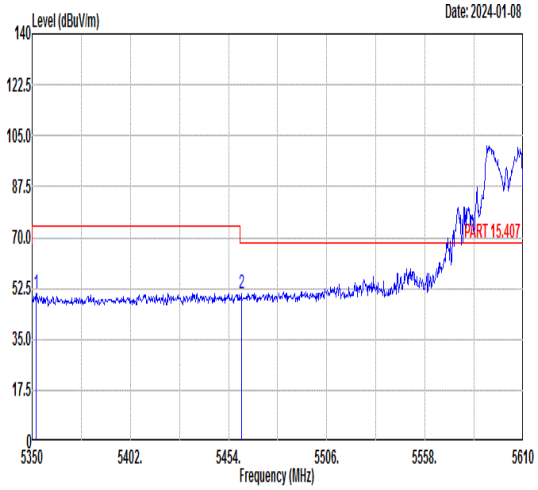 Freq Level Limit Line Margin (dB) Read Level Ant Factor Cable Loss Preamp Factor APos TPos Remark MHz dBuV/m dBuV/m dBuV dB/m dB dB cm deg 1 5352.08 50.81 74.00 -23.19 37.65 35.99 9.38 32.21 400 200 PEAK 2 5460.76 50.76 68.30 -17.54 37.20 35.92 9.69 32.05 400 200 PEAK	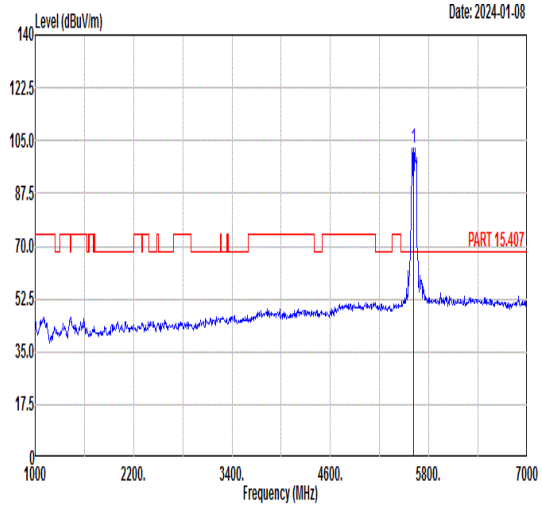 Freq Level Limit Line Margin (dB) Read Level Ant Factor Cable Loss Preamp Factor APos TPos Remark MHz dBuV/m dBuV/m dBuV dB/m dB dB cm deg 1 5610.00 102.70 ------ ------ 89.01 36.03 9.75 32.09 400 200 PEAK
Avg	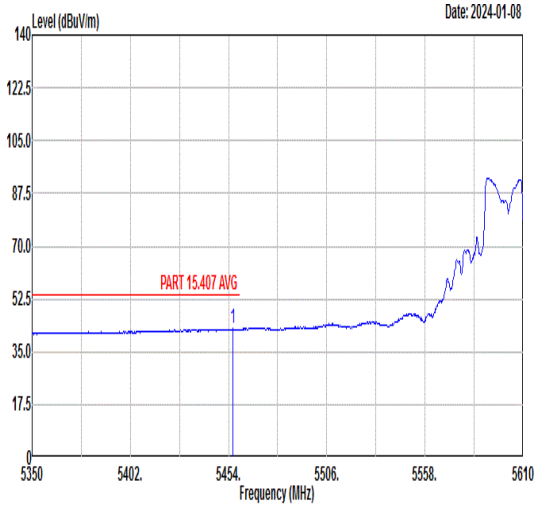 Freq Level Limit Line Margin (dB) Read Level Ant Factor Cable Loss Preamp Factor APos TPos Remark MHz dBuV/m dBuV/m dBuV dB/m dB dB cm deg 1 5456.34 42.61 54.00 -11.39 29.05 35.93 9.69 32.06 400 200 AVERAGE	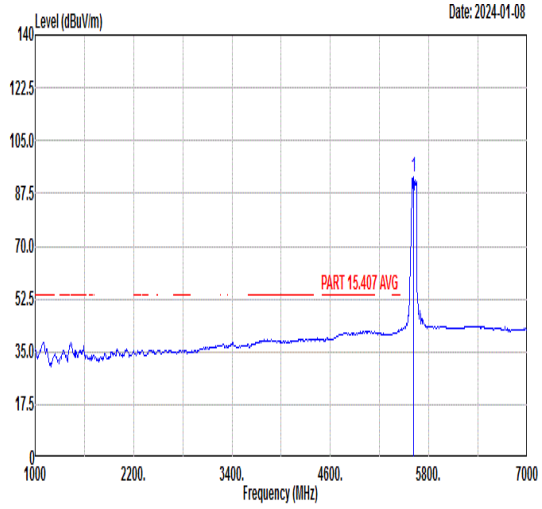 Freq Level Limit Line Margin (dB) Read Level Ant Factor Cable Loss Preamp Factor APos TPos Remark MHz dBuV/m dBuV/m dBuV dB/m dB dB cm deg 1 5610.00 92.93 ------ ------ 79.19 36.06 9.79 32.11 400 200 AVERAGE

Mode	146	
	Band Edge - R	
	U-NII-2C_5.47-5.725_802.11be EHT80_CH122_Puncturing 20M❶_5610MHz	
ANT	CDD	
Pol.	Vertical	Fundamental
Peak	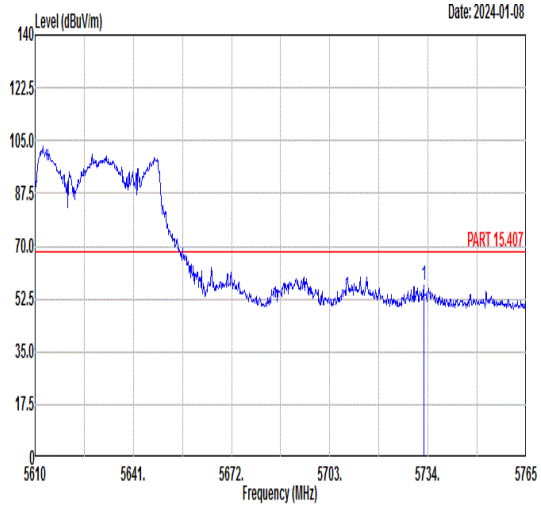 Limit Margin Read Ant Cable Preamp APos TPos Freq Level Line (dB) Level Factor Loss Factor Remark MHz dBuV/m dBuV/m dBuV dB/m dB dB cm deg 1 5732.61 56.94 68.30 -11.36 42.91 36.23 10.03 32.23 400 200 PEAK	Blank

Mode	147	
	Band Edge - L	
	U-NII-2A_5.25-5.35_802.11be EHT160_CH50_Puncturing 40M❹_5250MHz	
ANT	CDD	
Pol.	Horizontal	Fundamental
Peak	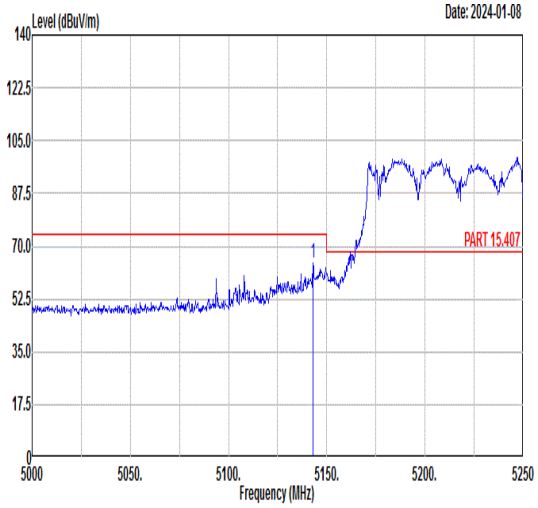 Freq Level Limit Line Margin (dB) Read Level Ant Factor Cable Loss Preamp Factor APos TPos Remark MHz dBuV/m dBuV/m dBuV dB/m dB dB cm deg 1 5143.00 64.55 74.00 -9.45 52.42 36.11 8.52 32.50 300 108 PEAK	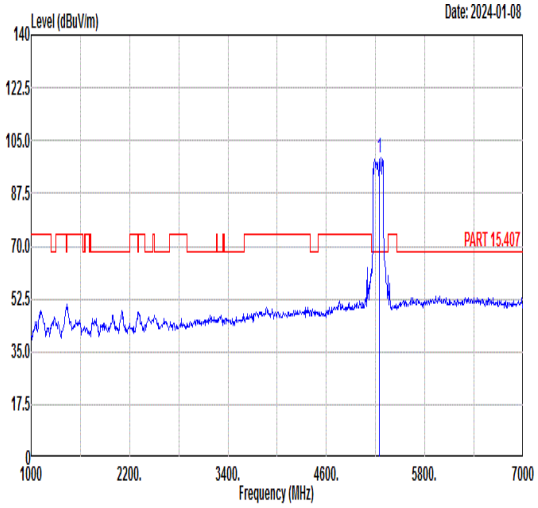 Freq Level Limit Line Margin (dB) Read Level Ant Factor Cable Loss Preamp Factor APos TPos Remark MHz dBuV/m dBuV/m dBuV dB/m dB dB cm deg 1 5250.00 99.15 ------ ------ 86.51 36.04 8.93 32.33 300 108 PEAK
Avg	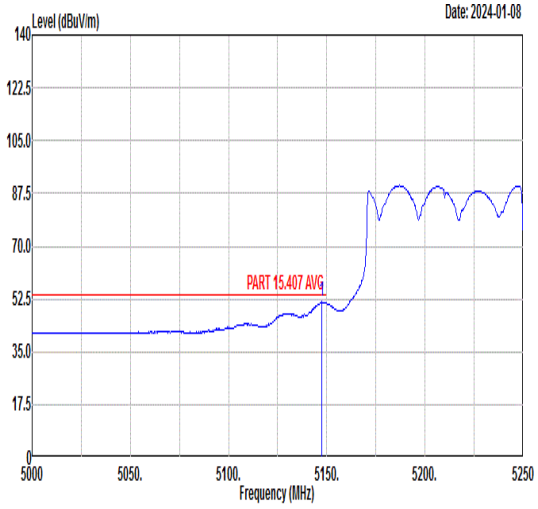 Freq Level Limit Line Margin (dB) Read Level Ant Factor Cable Loss Preamp Factor APos TPos Remark MHz dBuV/m dBuV/m dBuV dB/m dB dB cm deg 1 5147.50 51.54 54.00 -2.46 39.39 36.11 8.53 32.49 300 108 AVERAGE	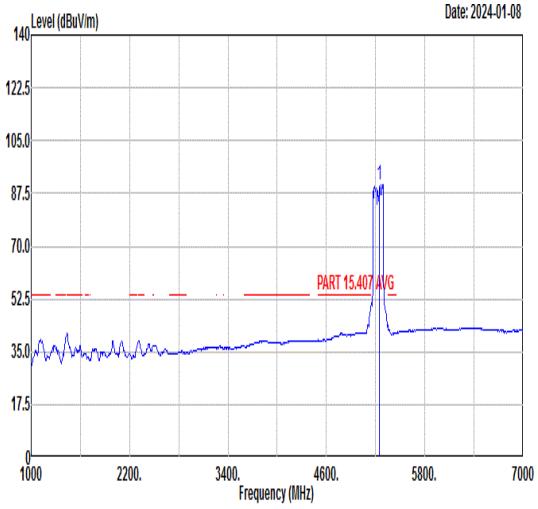 Freq Level Limit Line Margin (dB) Read Level Ant Factor Cable Loss Preamp Factor APos TPos Remark MHz dBuV/m dBuV/m dBuV dB/m dB dB cm deg 1 5250.00 90.29 ------ ------ 77.54 36.03 9.02 32.30 300 108 AVERAGE

Mode	147	
	Band Edge - R	
	U-NII-2A_5.25-5.35_802.11be EHT160_CH50_Puncturing 40M❹_5250MHz	
ANT	CDD	
Pol.	Horizontal	Fundamental
Peak	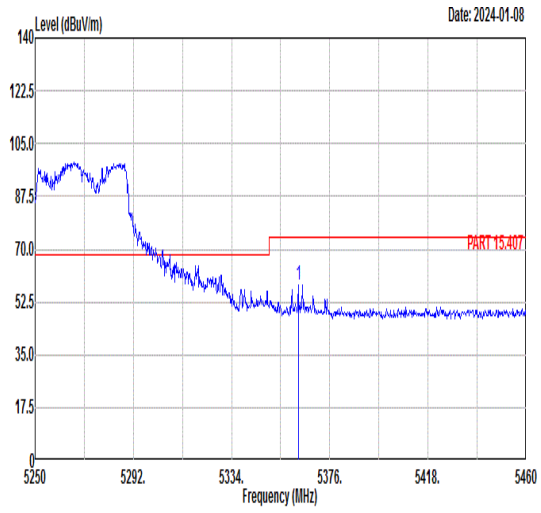 Freq Level Limit Line Margin (dB) Read Level Ant Factor Cable Loss Preamp Factor APos TPos Remark MHz dBuV/m dBuV/m dBuV dB/m dB dB cm deg 1 5362.56 58.26 74.00 -15.74 45.04 35.98 9.43 32.19 300 108 PEAK	Blank
Avg	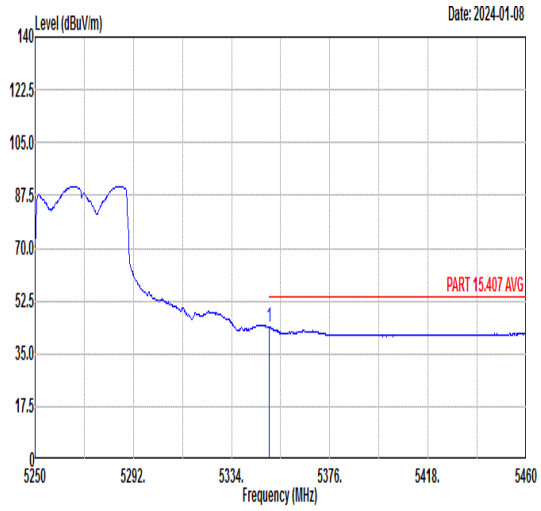 Freq Level Limit Line Margin (dB) Read Level Ant Factor Cable Loss Preamp Factor APos TPos Remark MHz dBuV/m dBuV/m dBuV dB/m dB dB cm deg 1 5350.17 43.76 54.00 -10.24 30.61 35.99 9.37 32.21 300 108 AVERAGE	Blank

Mode	147	
	Band Edge - L	
	U-NII-2A_5.25-5.35_802.11be EHT160_CH50_Puncturing 40M[redacted]5250MHz	
ANT	CDD	
Pol.	Vertical	Fundamental
Peak	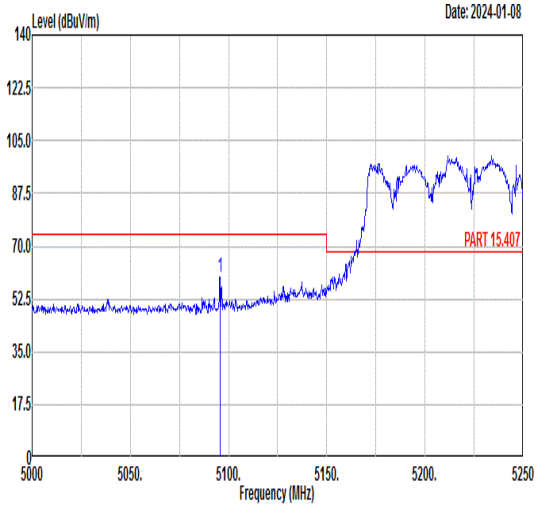 Freq Level Limit Line Margin (dB) Read Level Ant Factor Cable Loss Preamp Factor APos TPos Remark MHz dBuV/m dBuV/m dBuV dB/m dB dB cm deg 1 5095.75 59.83 74.00 -14.17 47.82 36.14 8.44 32.57 280 186 PEAK	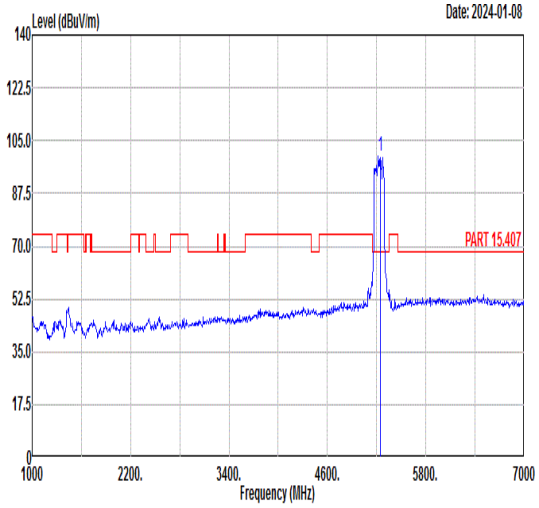 Freq Level Limit Line Margin (dB) Read Level Ant Factor Cable Loss Preamp Factor APos TPos Remark MHz dBuV/m dBuV/m dBuV dB/m dB dB cm deg 1 5250.00 99.65 ------ ------ 87.29 36.07 8.68 32.39 280 186 PEAK
Avg	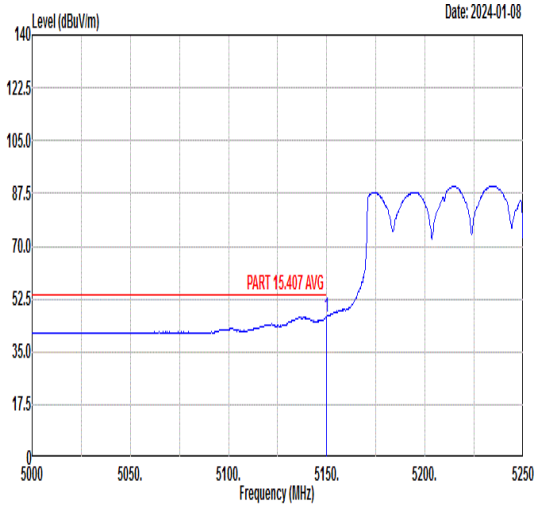 Freq Level Limit Line Margin (dB) Read Level Ant Factor Cable Loss Preamp Factor APos TPos Remark MHz dBuV/m dBuV/m dBuV dB/m dB dB cm deg 1 5150.00 46.59 54.00 -7.41 34.43 36.11 8.54 32.49 280 186 AVERAGE	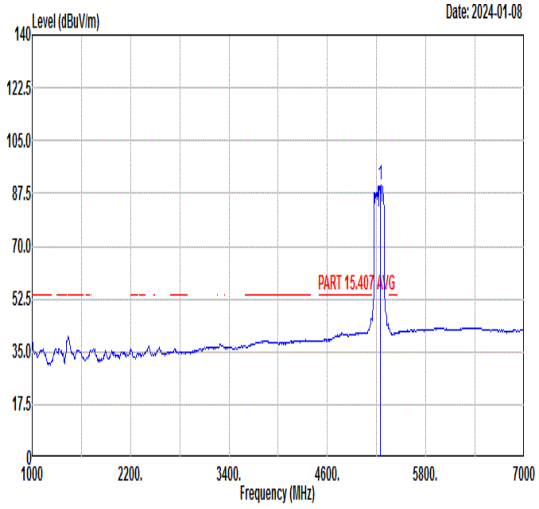 Freq Level Limit Line Margin (dB) Read Level Ant Factor Cable Loss Preamp Factor APos TPos Remark MHz dBuV/m dBuV/m dBuV dB/m dB dB cm deg 1 5250.00 90.38 ------ ------ 77.80 36.05 8.87 32.34 280 186 AVERAGE

Mode	147	
	Band Edge - R	
	U-NII-2A_5.25-5.35_802.11be EHT160_CH50_Puncturing 40M❹_5250MHz	
ANT	CDD	
Pol.	Vertical	Fundamental
Peak	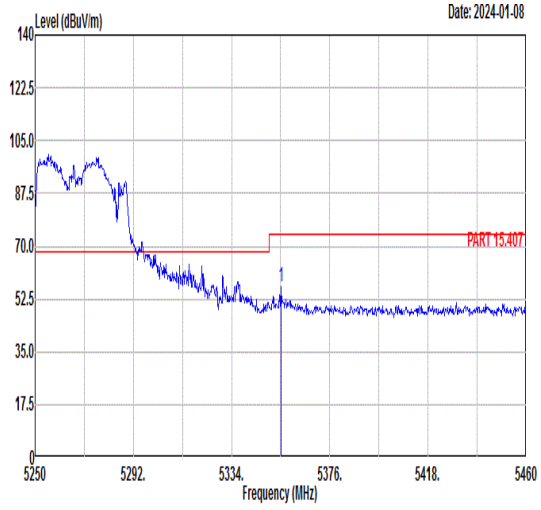 Freq Level Limit Line Margin (dB) Read Level Ant Factor Cable Loss Preamp Factor APos TPos Remark MHz dBuV/m dBuV/m dBuV dB/m dB dB cm deg 1 5355.21 56.27 74.00 -17.73 43.09 35.99 9.39 32.20 280 186 PEAK	Blank
Avg	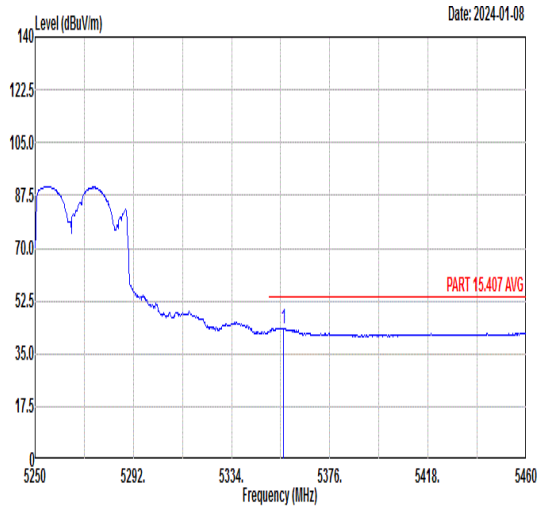 Freq Level Limit Line Margin (dB) Read Level Ant Factor Cable Loss Preamp Factor APos TPos Remark MHz dBuV/m dBuV/m dBuV dB/m dB dB cm deg 1 5356.26 43.42 54.00 -10.58 30.23 35.99 9.40 32.20 280 186 AVERAGE	Blank

Mode	148	
	Band Edge - L	
	U-NII-2A_5.25-5.35_802.11be EHT160_CH50_Puncturing 40M❶_5250MHz	
ANT	CDD	
Pol.	Horizontal	Fundamental
Peak	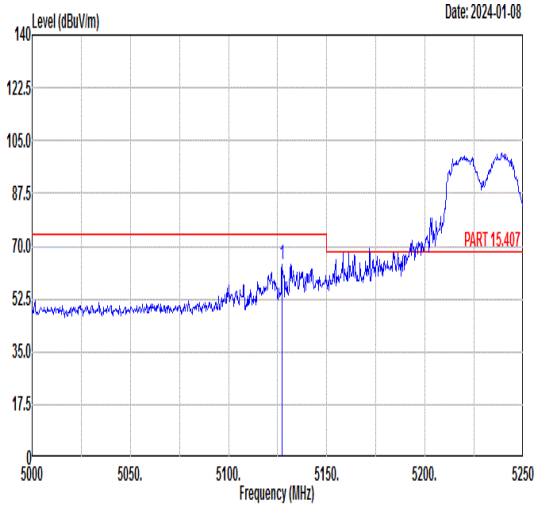 Freq Level Limit Line Margin (dB) Read Level Ant Factor Cable Loss Preamp Factor APos TPos Remark MHz dBuV/m dBuV/m dBuV dB/m dB dB cm deg 1 5127.25 63.97 74.00 -10.03 51.88 36.12 8.49 32.52 100 251 PEAK	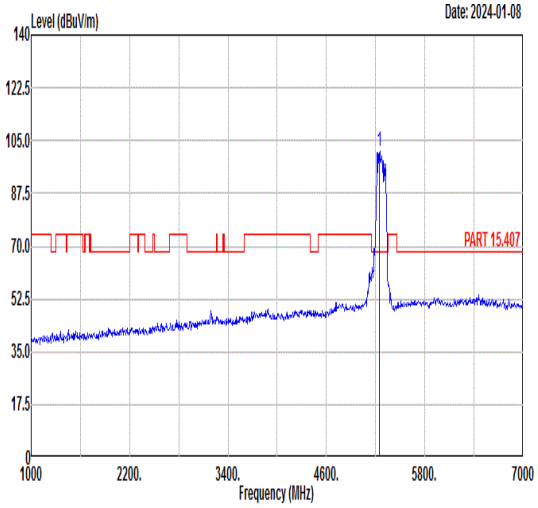 Freq Level Limit Line Margin (dB) Read Level Ant Factor Cable Loss Preamp Factor APos TPos Remark MHz dBuV/m dBuV/m dBuV dB/m dB dB cm deg 1 5250.00 101.51 ------ ------ 88.93 36.05 8.87 32.34 100 251 PEAK
Avg	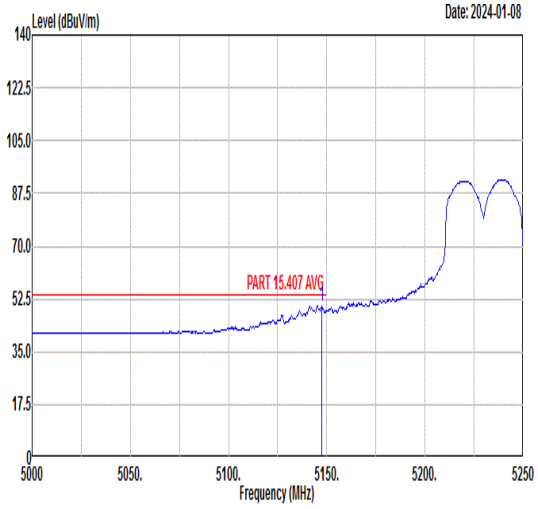 Freq Level Limit Line Margin (dB) Read Level Ant Factor Cable Loss Preamp Factor APos TPos Remark MHz dBuV/m dBuV/m dBuV dB/m dB dB cm deg 1 5147.50 50.18 54.00 -3.82 38.03 36.11 8.53 32.49 100 251 AVERAGE	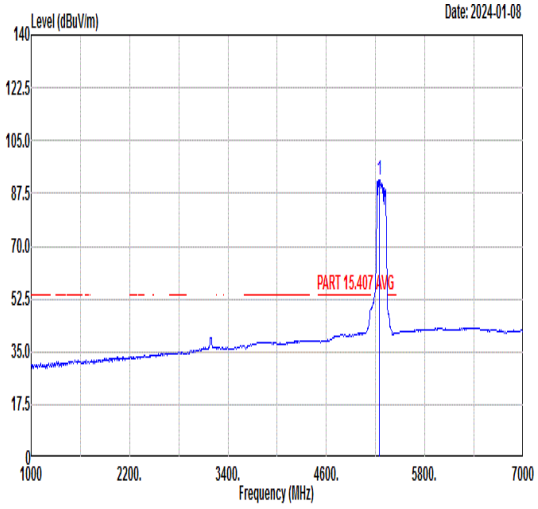 Freq Level Limit Line Margin (dB) Read Level Ant Factor Cable Loss Preamp Factor APos TPos Remark MHz dBuV/m dBuV/m dBuV dB/m dB dB cm deg 1 5250.00 92.03 ------ ------ 79.53 36.05 8.81 32.36 100 251 AVERAGE

Mode	148	
	Band Edge - R	
	U-NII-2A_5.25-5.35_802.11be EHT160_CH50_Puncturing 40M❶_5250MHz	
ANT	CDD	
Pol.	Horizontal	Fundamental
Peak	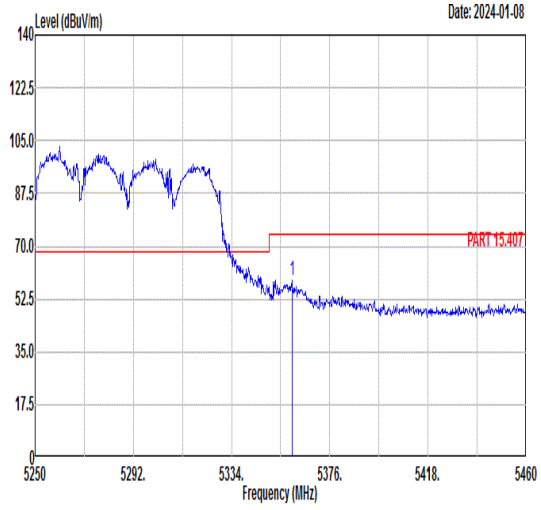 Freq Level Limit Line Margin (dB) Read Level Ant Factor Cable Loss Preamp Factor APos TPos Remark MHz dBuV/m dBuV/m dBuV dB/m dB dB cm deg 1 5359.83 58.76 74.00 -15.24 45.56 35.98 9.42 32.20 100 251 PEAK	Blank
Avg	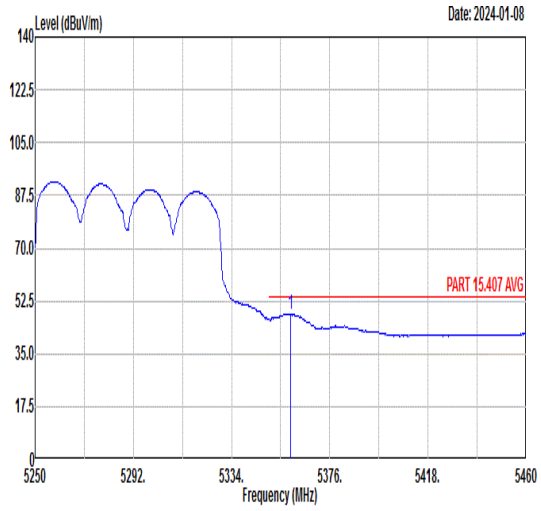 Freq Level Limit Line Margin (dB) Read Level Ant Factor Cable Loss Preamp Factor APos TPos Remark MHz dBuV/m dBuV/m dBuV dB/m dB dB cm deg 1 5359.41 48.09 54.00 -5.91 34.90 35.98 9.41 32.20 100 251 AVERAGE	Blank

Mode	148	
	Band Edge - L	
	U-NII-2A_5.25-5.35_802.11be EHT160_CH50_Puncturing 40M❶_5250MHz	
ANT	CDD	
Pol.	Vertical	Fundamental
Peak	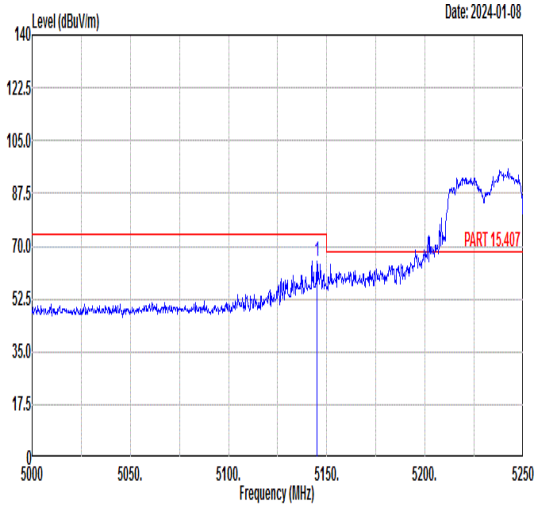 Freq Level Limit Line Margin (dB) Read Level Ant Factor Cable Loss Preamp Factor APos TPos Remark MHz dBuV/m dBuV/m dBuV dB/m dB dB cm deg 1 5145.00 65.07 74.00 -8.93 52.93 36.11 8.53 32.50 400 159 PEAK	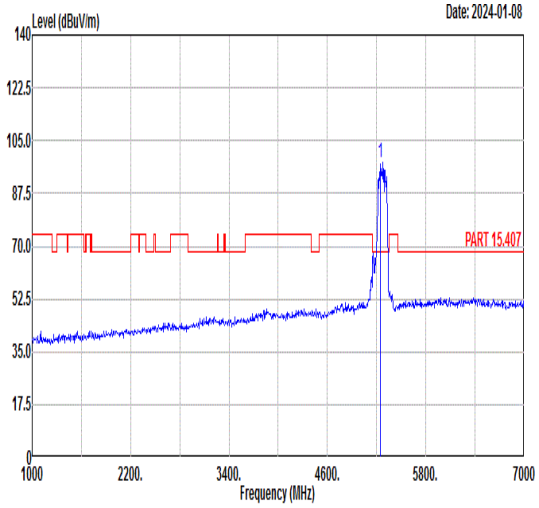 Freq Level Limit Line Margin (dB) Read Level Ant Factor Cable Loss Preamp Factor APos TPos Remark MHz dBuV/m dBuV/m dBuV dB/m dB dB cm deg 1 5250.00 97.77 ------ ------ 85.06 36.03 8.99 32.31 400 159 PEAK
Avg	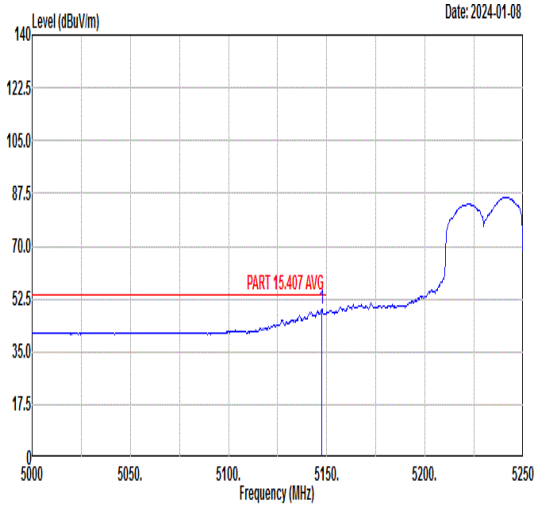 Freq Level Limit Line Margin (dB) Read Level Ant Factor Cable Loss Preamp Factor APos TPos Remark MHz dBuV/m dBuV/m dBuV dB/m dB dB cm deg 1 5147.25 49.12 54.00 -4.88 36.97 36.11 8.53 32.49 400 159 AVERAGE	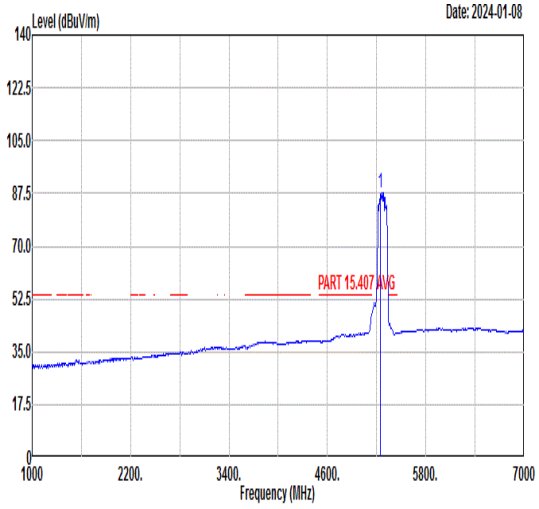 Freq Level Limit Line Margin (dB) Read Level Ant Factor Cable Loss Preamp Factor APos TPos Remark MHz dBuV/m dBuV/m dBuV dB/m dB dB cm deg 1 5250.00 87.70 ------ ------ 74.99 36.03 8.99 32.31 400 159 AVERAGE

Mode	148	
	Band Edge - R	
	U-NII-2A_5.25-5.35_802.11be EHT160_CH50_Puncturing 40M❶_5250MHz	
ANT	CDD	
Pol.	Vertical	Fundamental
Peak	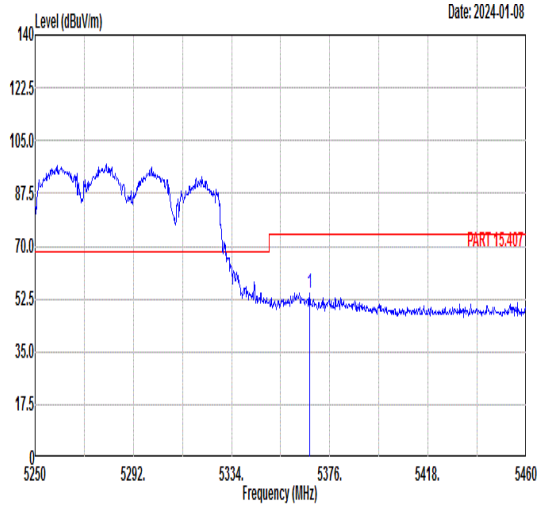 Freq Level Limit Line Margin (dB) Read Level Ant Factor Cable Loss Preamp Factor APos TPos Remark MHz dBuV/m dBuV/m dBuV dB/m dB dB cm deg 1 5367.39 54.67 74.00 -19.33 41.43 35.98 9.45 32.19 400 159 PEAK	Blank
Avg	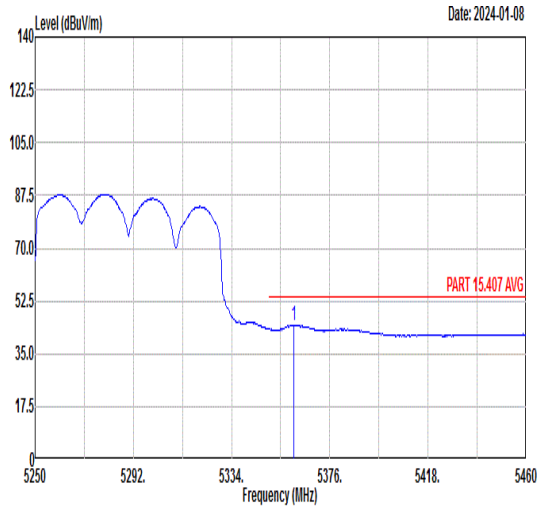 Freq Level Limit Line Margin (dB) Read Level Ant Factor Cable Loss Preamp Factor APos TPos Remark MHz dBuV/m dBuV/m dBuV dB/m dB dB cm deg 1 5360.67 44.42 54.00 -9.58 31.22 35.98 9.42 32.20 400 159 AVERAGE	Blank

Mode	149	
	Band Edge - L	
	U-NII-2C_5.47-5.725_802.11be EHT160_CH114_Puncturing 40M_5570MHz	
ANT	CDD	
Pol.	Horizontal	Fundamental
Peak	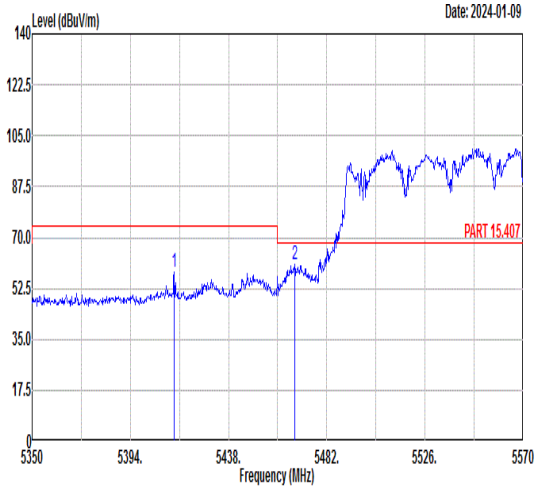 Freq Level Limit Line Margin (dB) Read Level Ant Factor Cable Loss Preamp Factor APos TPos Remark MHz dBuV/m dBuV/m dBuV dB/m dB dB cm deg 1 5413.58 58.19 74.00 -15.81 44.70 35.95 9.66 32.12 103 208 PEAK 2 5467.70 60.93 68.30 -7.37 47.37 35.92 9.69 32.05 103 208 PEAK	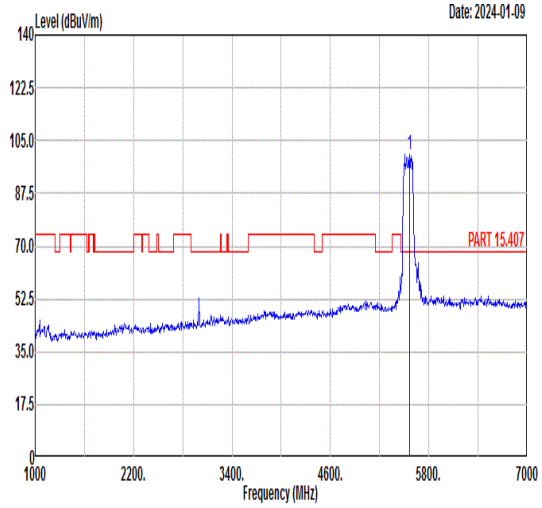 Freq Level Limit Line Margin (dB) Read Level Ant Factor Cable Loss Preamp Factor APos TPos Remark MHz dBuV/m dBuV/m dBuV dB/m dB dB cm deg 1 5570.00 100.37 ------ ------ 86.71 35.99 9.74 32.07 103 208 PEAK
Avg	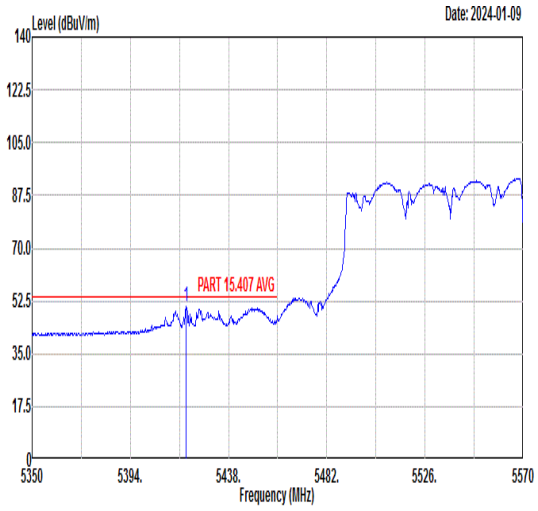 Freq Level Limit Line Margin (dB) Read Level Ant Factor Cable Loss Preamp Factor APos TPos Remark MHz dBuV/m dBuV/m dBuV dB/m dB dB cm deg 1 5418.86 50.66 54.00 -3.34 37.15 35.95 9.67 32.11 103 208 AVERAGE	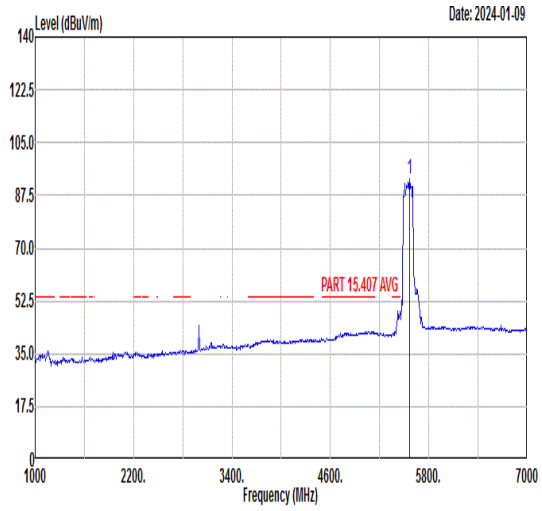 Freq Level Limit Line Margin (dB) Read Level Ant Factor Cable Loss Preamp Factor APos TPos Remark MHz dBuV/m dBuV/m dBuV dB/m dB dB cm deg 1 5570.00 92.75 ------ ------ 79.09 35.99 9.74 32.07 103 208 AVERAGE

Mode	149	
	Band Edge - R	
	U-NII-2C_5.47-5.725_802.11be EHT160_CH114_Puncturing 40M_5570MHz	
ANT	CDD	
Pol.	Horizontal	Fundamental
Peak	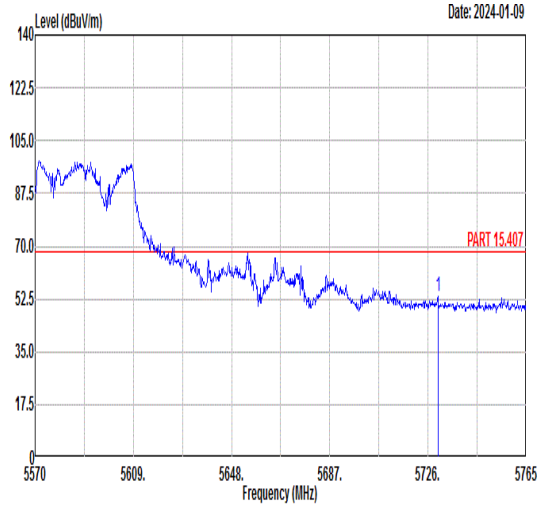 Freq Level Limit Line Margin (dB) Read Level Ant Factor Cable Loss Preamp Factor APos TPos Remark MHz dBuV/m dBuV/m dBuV dB/m dB dB cm deg 1 5729.90 53.44 68.30 -14.86 39.42 36.22 10.03 32.23 103 208 PEAK	Blank

Mode	149	
	Band Edge - L	
	U-NII-2C_5.47-5.725_802.11be EHT160_CH114_Puncturing 40M_5570MHz	
ANT	CDD	
Pol.	Vertical	Fundamental
Peak	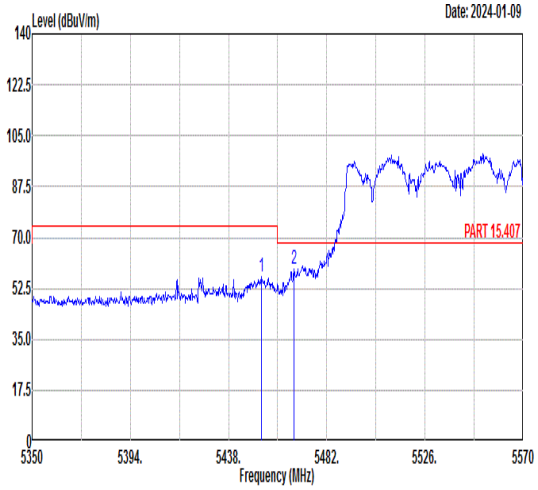 Freq Level Limit Line Margin (dB) Read Level Ant Factor Cable Loss Preamp Factor APos TPos Remark MHz dBuV/m dBuV/m dBuV dB/m dB dB cm deg 1 5452.74 56.30 74.00 -17.70 42.76 35.93 9.68 32.07 350 196 PEAK 2 5467.26 59.07 68.30 -9.23 45.51 35.92 9.69 32.05 350 196 PEAK	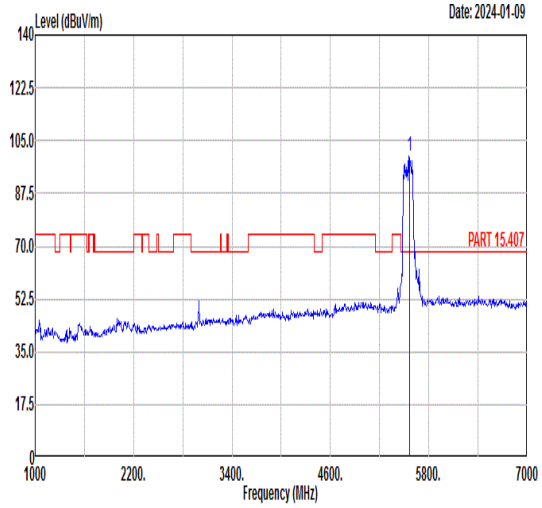 Freq Level Limit Line Margin (dB) Read Level Ant Factor Cable Loss Preamp Factor APos TPos Remark MHz dBuV/m dBuV/m dBuV dB/m dB dB cm deg 1 5570.00 99.97 ------ ------ 86.30 35.98 9.74 32.05 350 196 PEAK
Avg	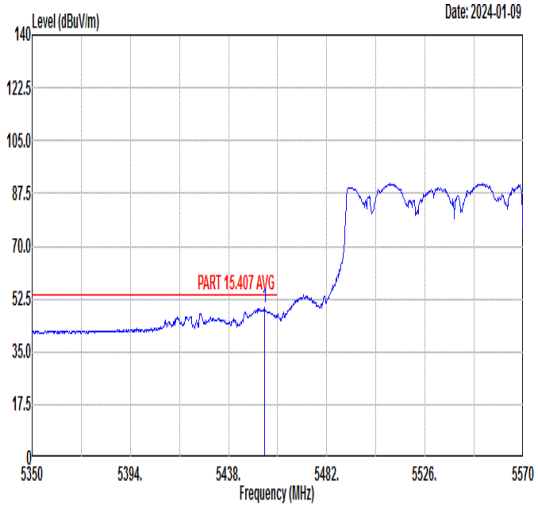 Freq Level Limit Line Margin (dB) Read Level Ant Factor Cable Loss Preamp Factor APos TPos Remark MHz dBuV/m dBuV/m dBuV dB/m dB dB cm deg 1 5454.06 49.57 54.00 -4.43 36.02 35.93 9.68 32.06 350 196 AVERAGE	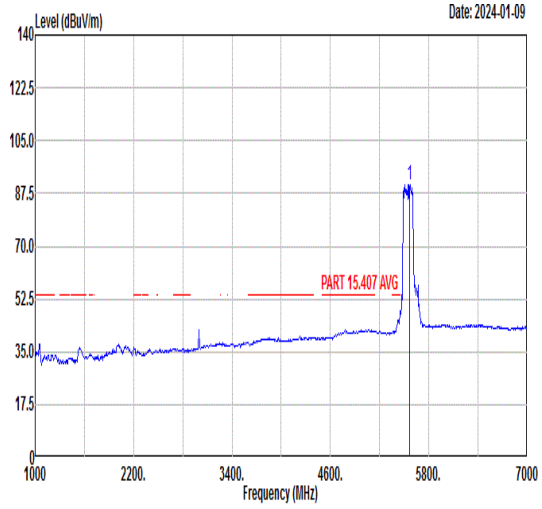 Freq Level Limit Line Margin (dB) Read Level Ant Factor Cable Loss Preamp Factor APos TPos Remark MHz dBuV/m dBuV/m dBuV dB/m dB dB cm deg 1 5570.00 90.48 ------ ------ 76.81 36.00 9.74 32.07 350 196 AVERAGE

Mode	149	
	Band Edge - R	
	U-NII-2C_5.47-5.725_802.11be EHT160_CH114_Puncturing 40M_5570MHz	
ANT	CDD	
Pol.	Vertical	Fundamental
Peak	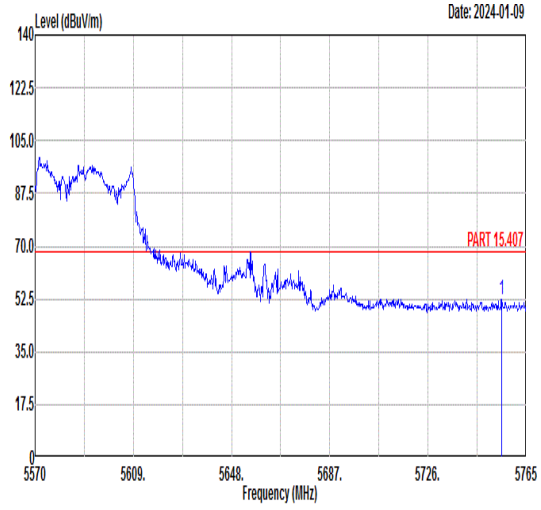 Freq Level Limit Line Margin (dB) Read Level Ant Factor Cable Loss Preamp Factor APos TPos Remark MHz dBuV/m dBuV/m dBuV dB/m dB dB cm deg 1 5755.25 52.33 68.30 -15.97 38.25 36.26 10.08 32.26 350 196 PEAK	Blank

Mode	150	
	Band Edge - L	
	U-NII-2C_5.47-5.725_802.11be EHT160_CH114_Puncturing 40M❶_5570MHz	
ANT	CDD	
Pol.	Horizontal	Fundamental
Peak	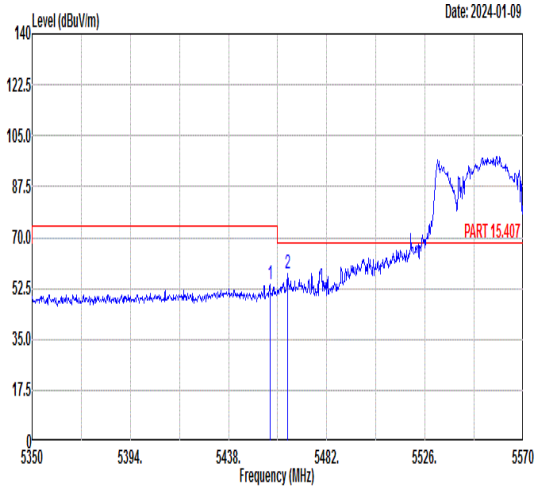 Freq Level Limit Line Margin (dB) Read Level Ant Factor Cable Loss Preamp Factor APos TPos Remark MHz dBuV/m dBuV/m dBuV dB/m dB dB cm deg 1 5456.48 53.86 74.00 -20.14 40.30 35.93 9.69 32.06 300 246 PEAK 2 5464.62 57.54 68.30 -10.76 43.98 35.92 9.69 32.05 300 246 PEAK	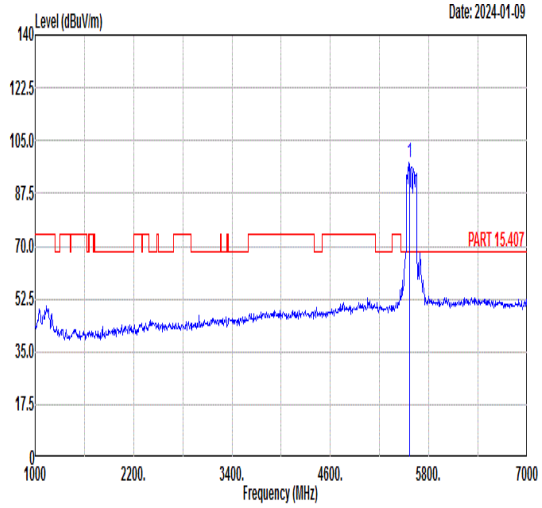 Freq Level Limit Line Margin (dB) Read Level Ant Factor Cable Loss Preamp Factor APos TPos Remark MHz dBuV/m dBuV/m dBuV dB/m dB dB cm deg 1 5570.00 97.72 ------ ------ 84.05 35.98 9.74 32.05 300 246 PEAK
Avg	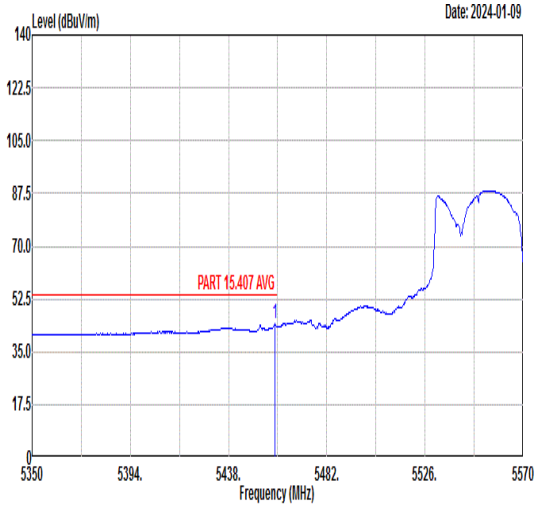 Freq Level Limit Line Margin (dB) Read Level Ant Factor Cable Loss Preamp Factor APos TPos Remark MHz dBuV/m dBuV/m dBuV dB/m dB dB cm deg 1 5458.68 44.36 54.00 -9.64 30.81 35.92 9.69 32.06 300 246 AVERAGE	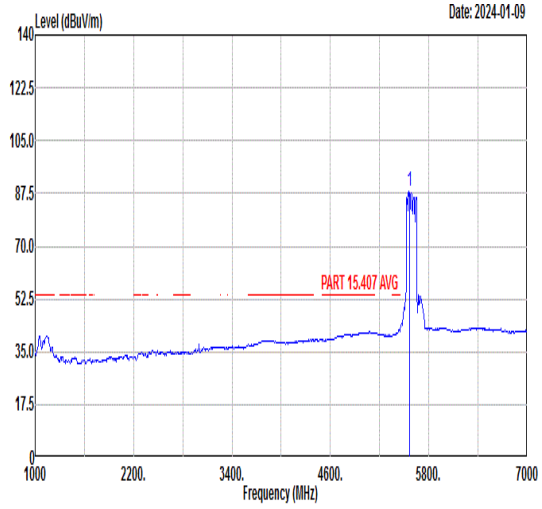 Freq Level Limit Line Margin (dB) Read Level Ant Factor Cable Loss Preamp Factor APos TPos Remark MHz dBuV/m dBuV/m dBuV dB/m dB dB cm deg 1 5570.00 88.48 ------ ------ 74.81 35.98 9.74 32.05 300 246 AVERAGE

Mode	150	
	Band Edge - R	
	U-NII-2C_5.47-5.725_802.11be EHT160_CH114_Puncturing 40M❶_5570MHz	
ANT	CDD	
Pol.	Horizontal	Fundamental
Peak	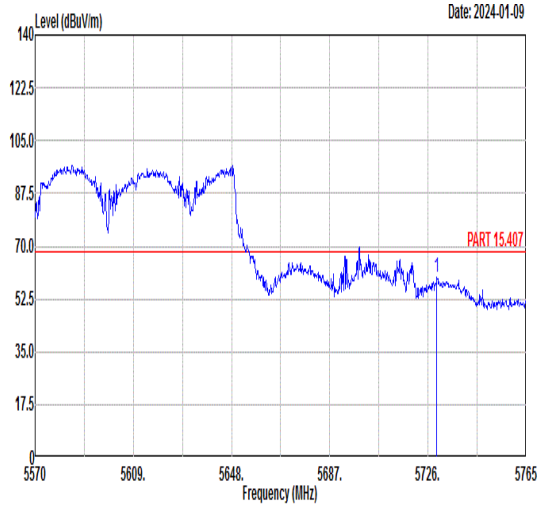 Freq Level Limit Line Margin (dB) Read Level Ant Factor Cable Loss Preamp Factor APos TPos Remark MHz dBuV/m dBuV/m dBuV dB/m dB dB cm deg 1 5729.51 59.92 68.30 -8.38 45.90 36.22 10.03 32.23 300 246 PEAK	Blank

Mode	150	
	Band Edge - L	
	U-NII-2C_5.47-5.725_802.11be EHT160_CH114_Puncturing 40M❶_5570MHz	
ANT	CDD	
Pol.	Vertical	Fundamental
Peak	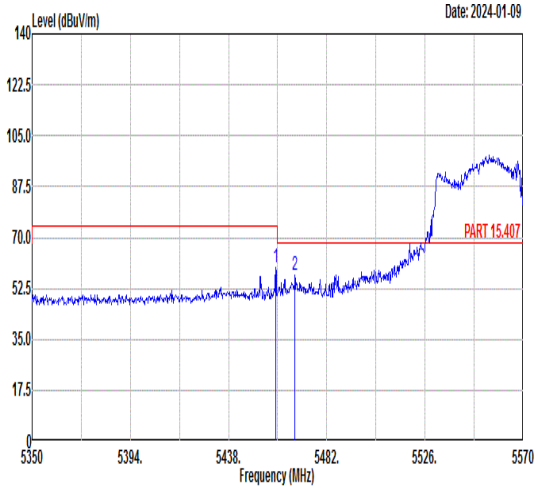 Freq Level Limit Line Margin (dB) Read Level Ant Factor Cable Loss Preamp Factor APos TPos Remark MHz dBuV/m dBuV/m dBuV dB/m dB dB cm deg 1 5459.12 59.65 74.00 -14.35 46.10 35.92 9.69 32.06 400 154 PEAK 2 5467.70 57.28 68.30 -11.02 43.72 35.92 9.69 32.05 400 154 PEAK	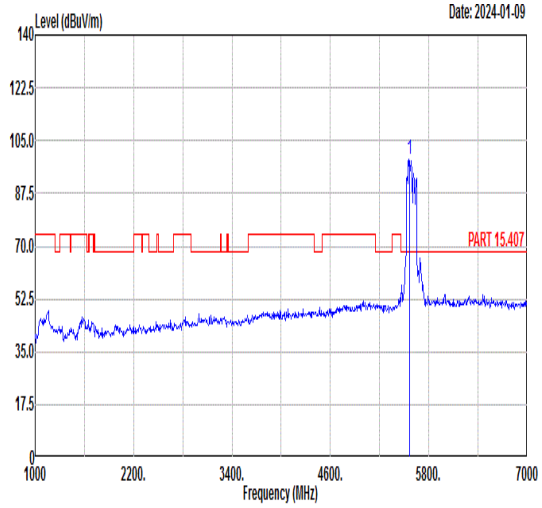 Freq Level Limit Line Margin (dB) Read Level Ant Factor Cable Loss Preamp Factor APos TPos Remark MHz dBuV/m dBuV/m dBuV dB/m dB dB cm deg 1 5570.00 98.65 ------ ------ 84.98 35.98 9.74 32.05 400 154 PEAK
Avg	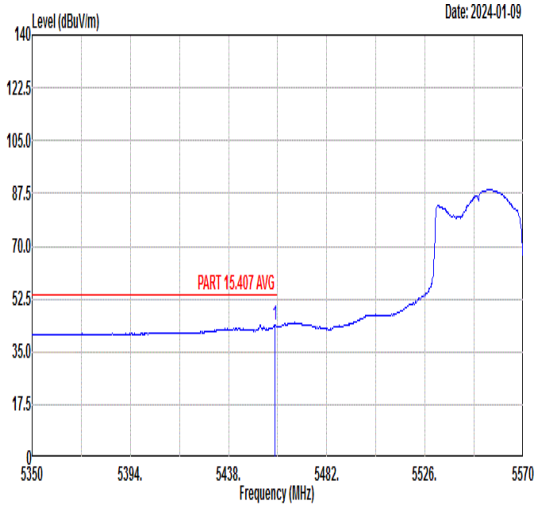 Freq Level Limit Line Margin (dB) Read Level Ant Factor Cable Loss Preamp Factor APos TPos Remark MHz dBuV/m dBuV/m dBuV dB/m dB dB cm deg 1 5458.68 44.06 54.00 -9.94 30.51 35.92 9.69 32.06 400 154 AVERAGE	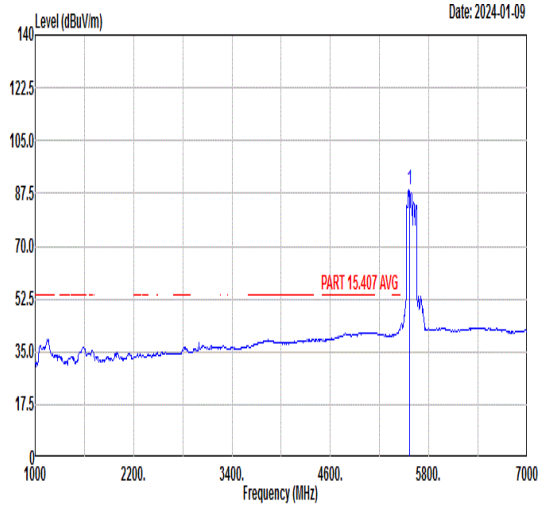 Freq Level Limit Line Margin (dB) Read Level Ant Factor Cable Loss Preamp Factor APos TPos Remark MHz dBuV/m dBuV/m dBuV dB/m dB dB cm deg 1 5570.00 88.55 ------ ------ 74.88 35.98 9.74 32.05 400 154 AVERAGE

Mode	150	
	Band Edge - R	
	U-NII-2C_5.47-5.725_802.11be EHT160_CH114_Puncturing 40M❶_5570MHz	
ANT	CDD	
Pol.	Vertical	Fundamental
Peak	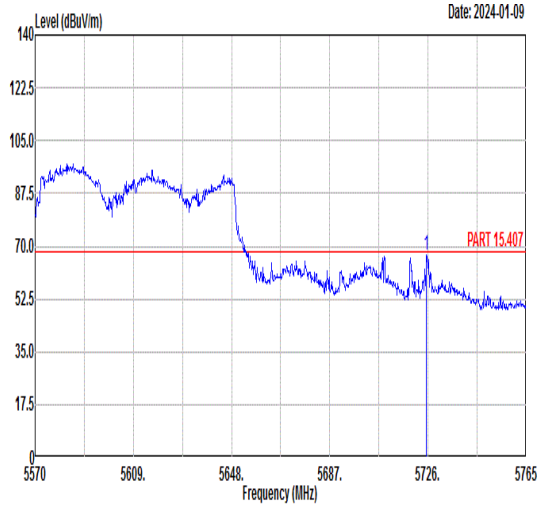 Freq Level Limit Line Margin (dB) Read Level Ant Factor Cable Loss Preamp Factor APos TPos Remark MHz dBuV/m dBuV/m dBuV dB/m dB dB cm deg 1 5725.42 66.95 68.30 -1.35 52.94 36.22 10.02 32.23 400 154 PEAK	Blank

Mode	151	
	Band Edge - L	
	U-NII-2A_5.25-5.35_802.11be EHT160_CH50_Puncturing 20M❶_5250MHz	
ANT	CDD	
Pol.	Horizontal	Fundamental
Peak	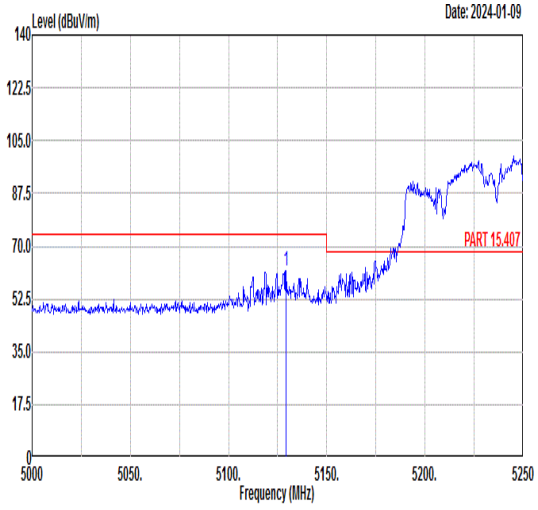 Freq Level Limit Line Margin (dB) Read Level Ant Factor Cable Loss Preamp Factor APos TPos Remark MHz dBuV/m dBuV/m dBuV dB/m dB dB cm deg 1 5129.25 61.99 74.00 -12.01 49.89 36.12 8.50 32.52 400 113 PEAK	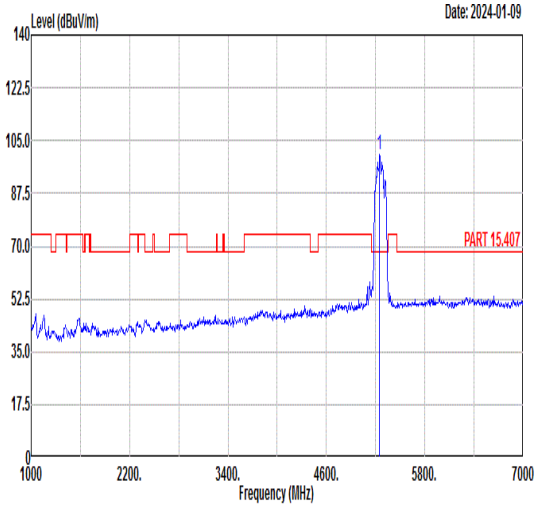 Freq Level Limit Line Margin (dB) Read Level Ant Factor Cable Loss Preamp Factor APos TPos Remark MHz dBuV/m dBuV/m dBuV dB/m dB dB cm deg 1 5250.00 100.39 ------ ------ 87.85 36.05 8.84 32.35 400 113 PEAK
Avg	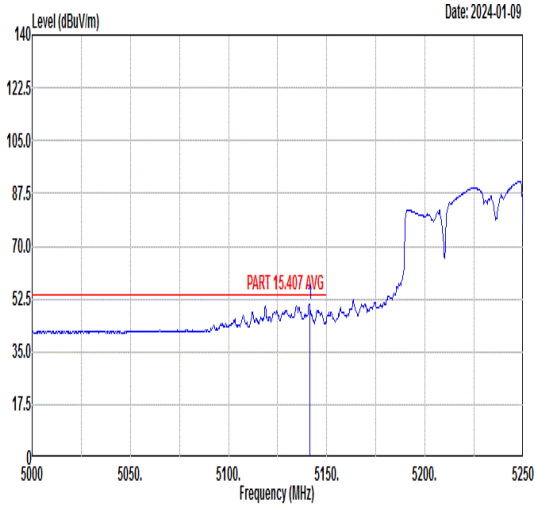 Freq Level Limit Line Margin (dB) Read Level Ant Factor Cable Loss Preamp Factor APos TPos Remark MHz dBuV/m dBuV/m dBuV dB/m dB dB cm deg 1 5141.25 50.58 54.00 -3.42 38.44 36.12 8.52 32.50 400 113 AVERAGE	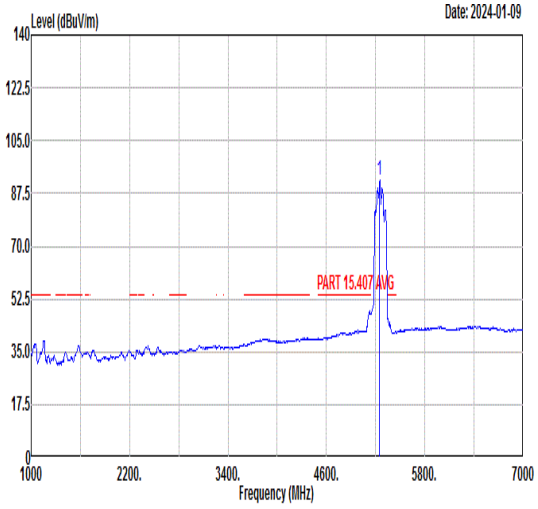 Freq Level Limit Line Margin (dB) Read Level Ant Factor Cable Loss Preamp Factor APos TPos Remark MHz dBuV/m dBuV/m dBuV dB/m dB dB cm deg 1 5250.00 91.99 ------ ------ 79.41 36.05 8.87 32.34 400 113 AVERAGE

Mode	151	
	Band Edge - R	
	U-NII-2A_5.25-5.35_802.11be EHT160_CH50_Puncturing 20M❶_5250MHz	
ANT	CDD	
Pol.	Horizontal	Fundamental
Peak	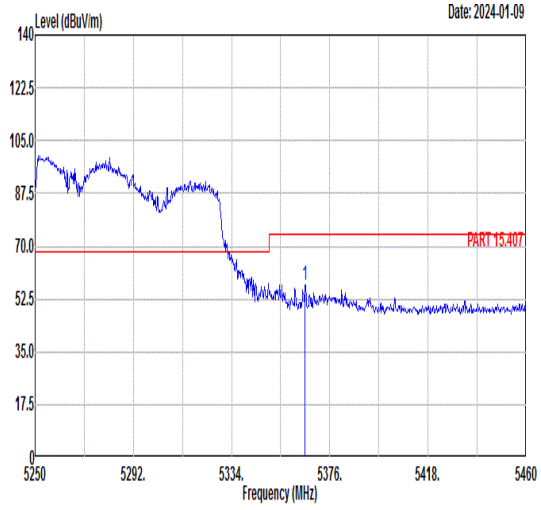 Freq Level Limit Line Margin (dB) Read Level Ant Factor Cable Loss Preamp Factor APos TPos Remark MHz dBuV/m dBuV/m dBuV dB/m dB dB cm deg 1 5365.50 57.26 74.00 -16.74 44.02 35.98 9.45 32.19 400 113 PEAK	Blank
Avg	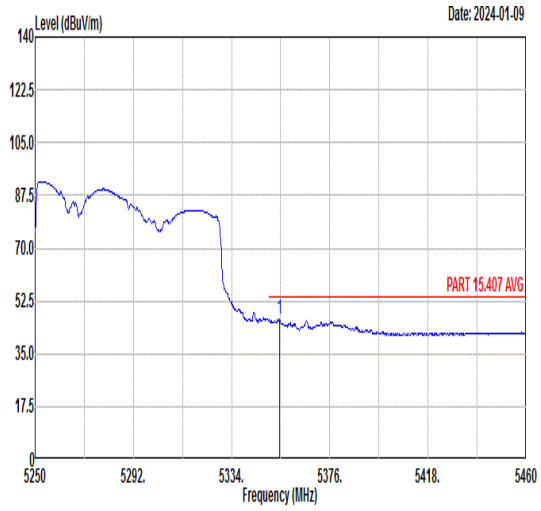 Freq Level Limit Line Margin (dB) Read Level Ant Factor Cable Loss Preamp Factor APos TPos Remark MHz dBuV/m dBuV/m dBuV dB/m dB dB cm deg 1 5354.58 46.44 54.00 -7.56 33.26 35.99 9.39 32.20 400 113 AVERAGE	Blank

Mode	151	
	Band Edge - L	
	U-NII-2A_5.25-5.35_802.11be EHT160_CH50_Puncturing 20M❶_5250MHz	
ANT	CDD	
Pol.	Vertical	Fundamental
Peak	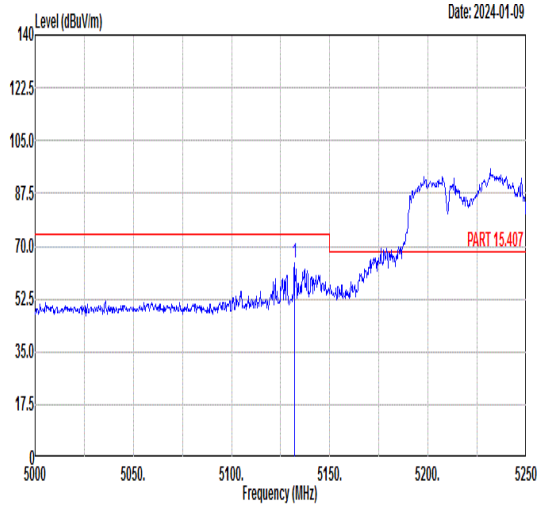 Freq Level Limit Line Margin (dB) Read Level Ant Factor Cable Loss Preamp Factor APos TPos Remark MHz dBuV/m dBuV/m dBuV dB/m dB dB cm deg 1 5132.00 64.49 74.00 -9.51 52.39 36.12 8.50 32.52 380 163 PEAK	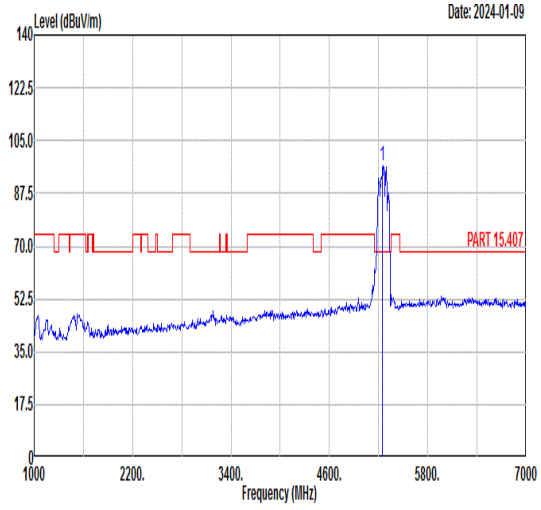 Freq Level Limit Line Margin (dB) Read Level Ant Factor Cable Loss Preamp Factor APos TPos Remark MHz dBuV/m dBuV/m dBuV dB/m dB dB cm deg 1 5250.00 96.76 ------ ------ 84.16 36.04 8.90 32.34 380 163 PEAK
Avg	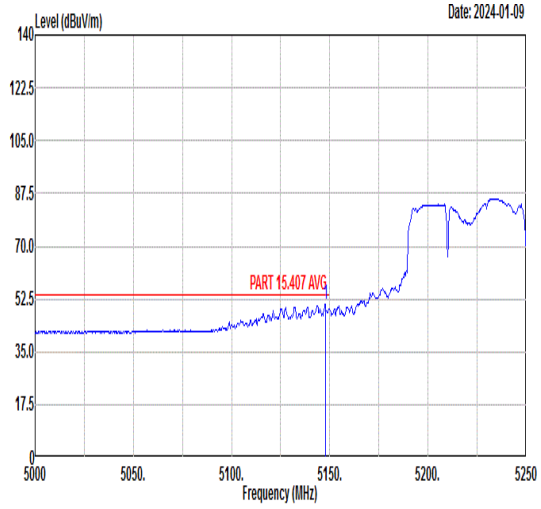 Freq Level Limit Line Margin (dB) Read Level Ant Factor Cable Loss Preamp Factor APos TPos Remark MHz dBuV/m dBuV/m dBuV dB/m dB dB cm deg 1 5147.75 50.63 54.00 -3.37 38.48 36.11 8.53 32.49 380 163 AVERAGE	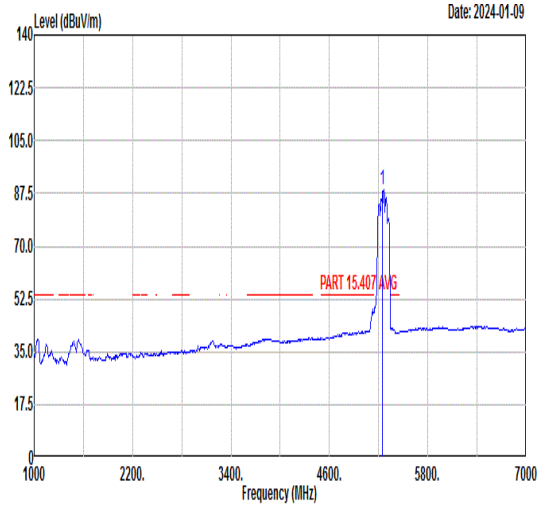 Freq Level Limit Line Margin (dB) Read Level Ant Factor Cable Loss Preamp Factor APos TPos Remark MHz dBuV/m dBuV/m dBuV dB/m dB dB cm deg 1 5250.00 88.60 ------ ------ 75.96 36.04 8.93 32.33 380 163 AVERAGE

Mode	151	
	Band Edge - R	
	U-NII-2A_5.25-5.35_802.11be EHT160_CH50_Puncturing 20M❶_5250MHz	
ANT	CDD	
Pol.	Vertical	Fundamental
Peak	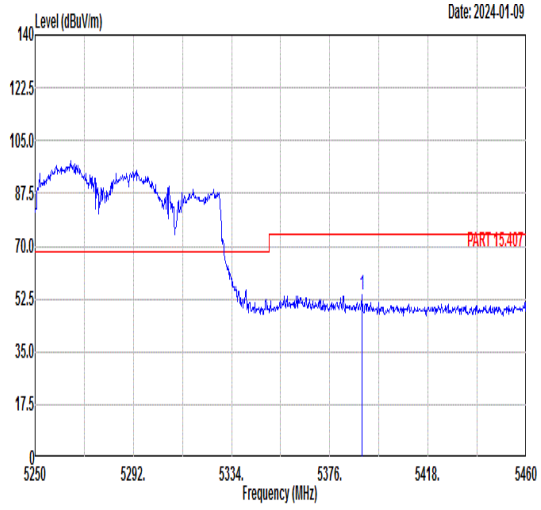 Freq Level Limit Line Margin (dB) Read Level Ant Factor Cable Loss Preamp Factor APos TPos Remark MHz dBuV/m dBuV/m dBuV dB/m dB dB cm deg 1 5389.65 54.00 74.00 -20.00 40.61 35.97 9.57 32.15 380 163 PEAK	Blank
Avg	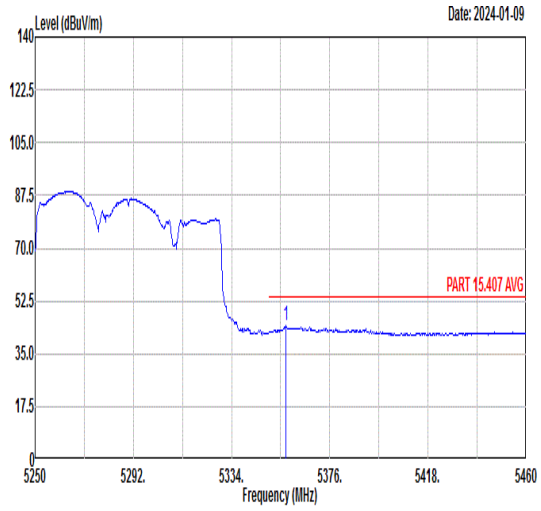 Freq Level Limit Line Margin (dB) Read Level Ant Factor Cable Loss Preamp Factor APos TPos Remark MHz dBuV/m dBuV/m dBuV dB/m dB dB cm deg 1 5357.10 44.18 54.00 -9.82 30.99 35.99 9.40 32.20 380 163 AVERAGE	Blank

Mode	152	
	Band Edge - L	
	U-NII-2A_5.25-5.35_802.11be EHT160_CH50_Puncturing 20M 5250MHz	
ANT	CDD	
Pol.	Horizontal	Fundamental
Peak	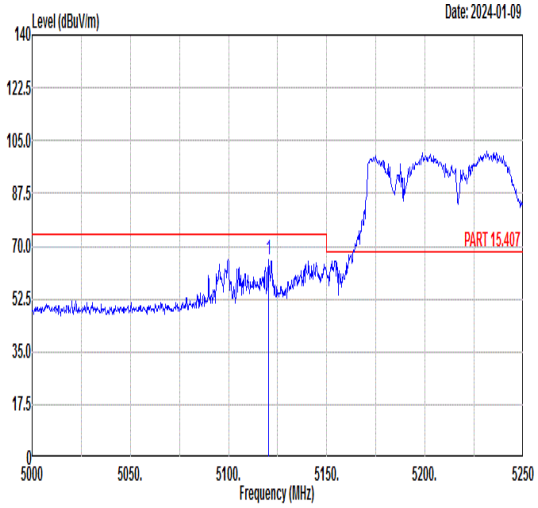 Freq Level Limit Line Margin Read Level Ant Factor Cable Loss Preamp Factor APos TPos Remark MHz dBuV/m dBuV/m dB dBuV dB/m dB dB cm deg 1 5120.25 65.52 74.00 -8.48 53.44 36.13 8.48 32.53 100 249 PEAK	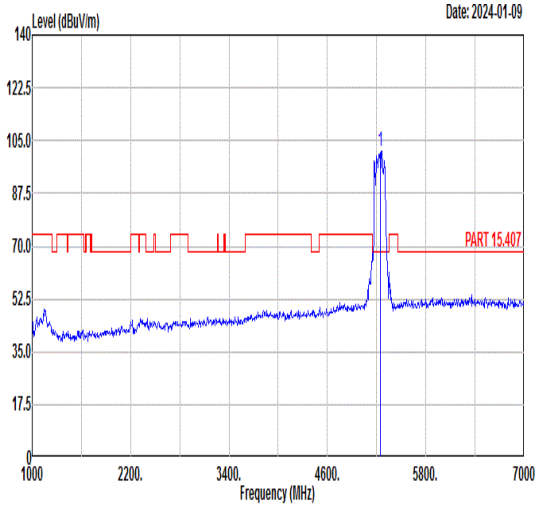 Freq Level Limit Line Margin Read Level Ant Factor Cable Loss Preamp Factor APos TPos Remark MHz dBuV/m dBuV/m dB dBuV dB/m dB dB cm deg 1 5250.00 101.58 ------ ------ 88.94 36.04 8.93 32.33 100 249 PEAK
Avg	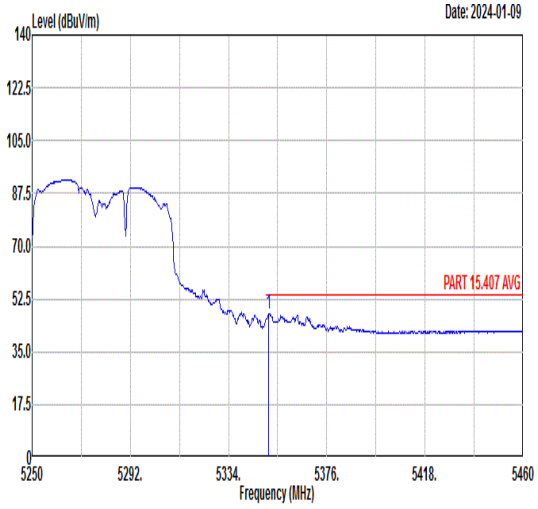 Freq Level Limit Line Margin Read Level Ant Factor Cable Loss Preamp Factor APos TPos Remark MHz dBuV/m dBuV/m dB dBuV dB/m dB dB cm deg 1 5351.22 47.81 54.00 -6.19 34.66 35.99 9.37 32.21 100 249 AVERAGE	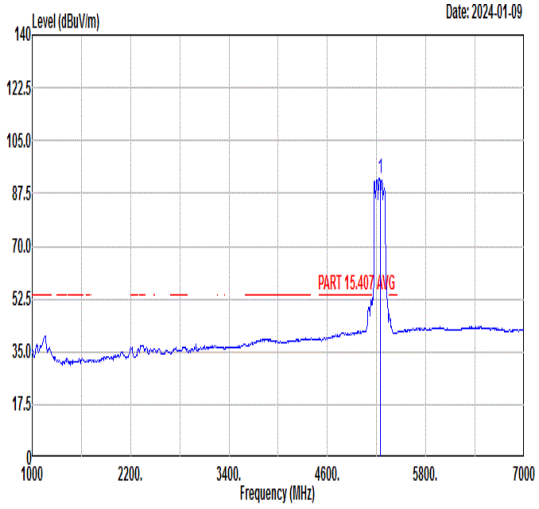 Freq Level Limit Line Margin Read Level Ant Factor Cable Loss Preamp Factor APos TPos Remark MHz dBuV/m dBuV/m dB dBuV dB/m dB dB cm deg 1 5250.00 92.42 ------ ------ 79.96 36.06 8.77 32.37 100 249 AVERAGE

Mode	152	
	Band Edge - R	
	U-NII-2A_5.25-5.35_802.11be EHT160_CH50_Puncturing 20M❽_5250MHz	
ANT	CDD	
Pol.	Horizontal	Fundamental
Peak	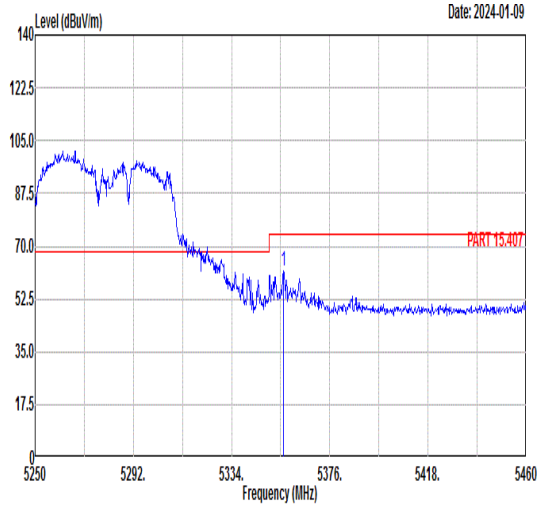 Freq Level Limit Line Margin Read Level Ant Factor Cable Loss Preamp Factor APos TPos Remark MHz dBuV/m dBuV/m dB dBuV dB/m dB dB cm deg 1 5356.05 62.06 74.00 -11.94 48.87 35.99 9.40 32.20 100 249 PEAK	Blank

Mode	152	
	Band Edge - L	
	U-NII-2A_5.25-5.35_802.11be EHT160_CH50_Puncturing 20M 5250MHz	
ANT	CDD	
Pol.	Vertical	Fundamental
Peak	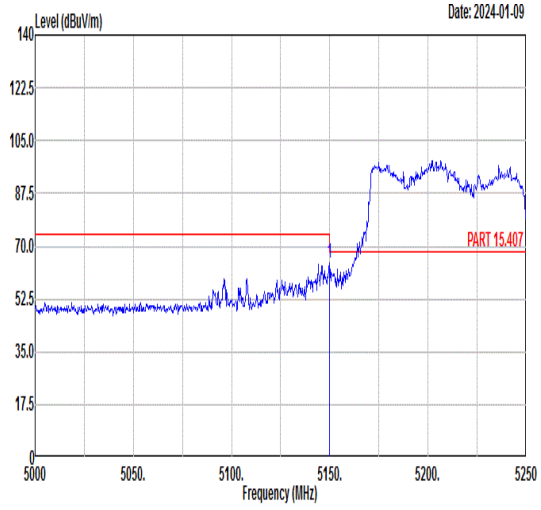 Freq Level Limit Line Margin Read Level Ant Factor Cable Loss Preamp Factor APos TPos Remark MHz dBuV/m dBuV/m dB dBuV dB/m dB dB cm deg 1 5149.75 64.62 74.00 -9.38 52.46 36.11 8.54 32.49 400 158 PEAK	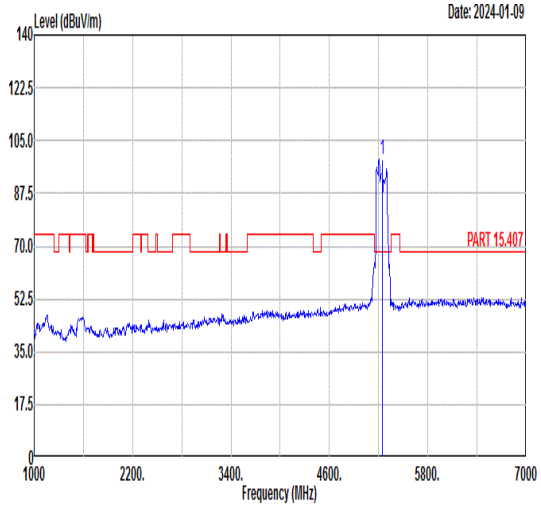 Freq Level Limit Line Margin Read Level Ant Factor Cable Loss Preamp Factor APos TPos Remark MHz dBuV/m dBuV/m dB dBuV dB/m dB dB cm deg 1 5250.00 98.88 ------ ------ 86.57 36.08 8.64 32.41 400 158 PEAK
Avg	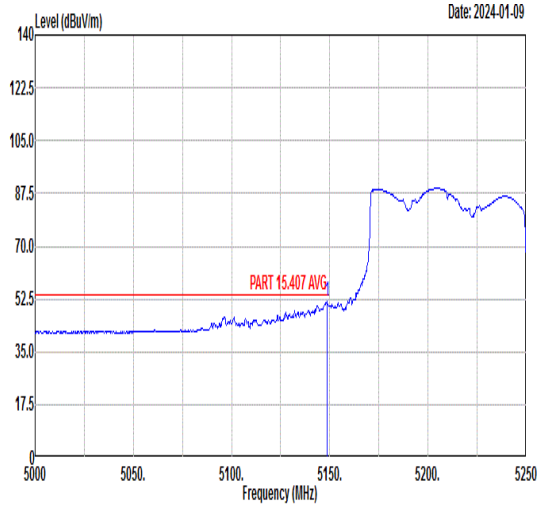 Freq Level Limit Line Margin Read Level Ant Factor Cable Loss Preamp Factor APos TPos Remark MHz dBuV/m dBuV/m dB dBuV dB/m dB dB cm deg 1 5148.50 51.62 54.00 -2.38 39.47 36.11 8.53 32.49 400 158 AVERAGE	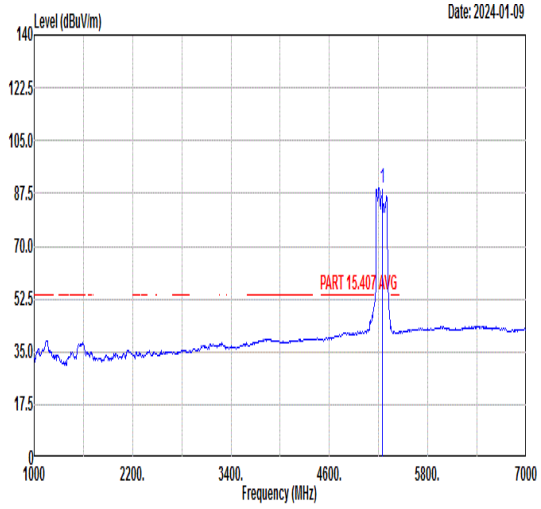 Freq Level Limit Line Margin Read Level Ant Factor Cable Loss Preamp Factor APos TPos Remark MHz dBuV/m dBuV/m dB dBuV dB/m dB dB cm deg 1 5250.00 89.11 ------ ------ 76.80 36.08 8.64 32.41 400 158 AVERAGE

Mode	152	
	Band Edge - R	
	U-NII-2A_5.25-5.35_802.11be EHT160_CH50_Puncturing 20M❽_5250MHz	
ANT	CDD	
Pol.	Vertical	Fundamental
Peak	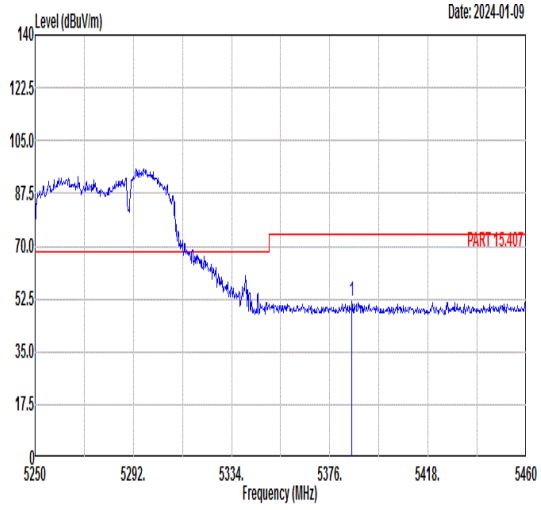 Freq Level Limit Line Margin Read Level Ant Factor Cable Loss Preamp Factor APos TPos Remark MHz dBuV/m dBuV/m dB dBuV dB/m dB dB cm deg 1 5385.45 51.68 74.00 -22.32 38.32 35.97 9.55 32.16 400 158 PEAK	Blank
Avg	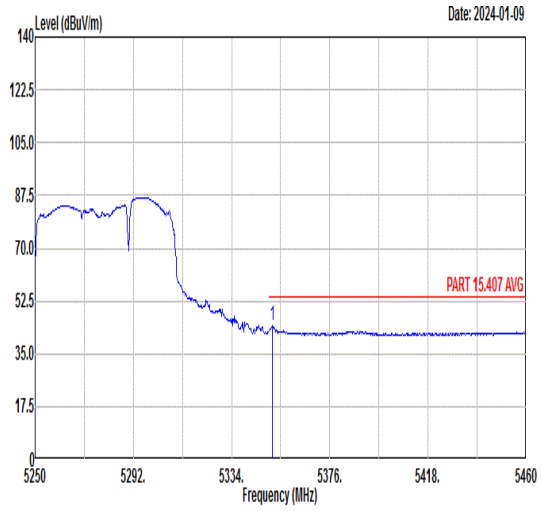 Freq Level Limit Line Margin Read Level Ant Factor Cable Loss Preamp Factor APos TPos Remark MHz dBuV/m dBuV/m dB dBuV dB/m dB dB cm deg 1 5351.43 44.63 54.00 -9.37 31.48 35.99 9.37 32.21 400 158 AVERAGE	Blank

Mode	153	
	Band Edge - L	
	U-NII-2C_5.47-5.725_802.11be EHT160_CH114_Puncturing 20M❶_5570MHz	
ANT	CDD	
Pol.	Horizontal	Fundamental
Peak	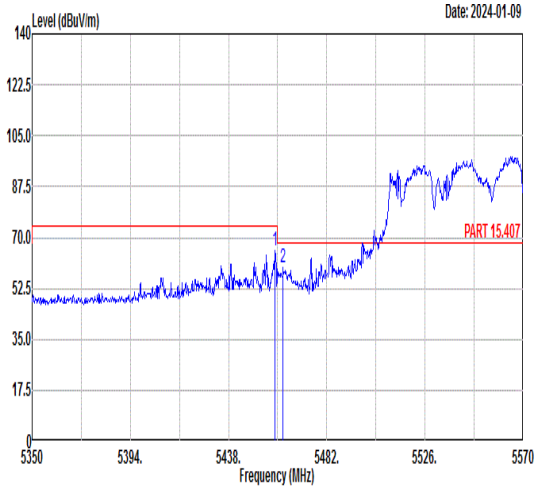 Freq Level Limit Line Margin Read Level Ant Factor Cable Loss Preamp Factor APos TPos Remark MHz dBuV/m dBuV/m dB dBuV dB/m dB dB cm deg 1 5458.90 65.25 74.00 -8.75 51.70 35.92 9.69 32.06 100 135 PEAK 2 5462.42 59.47 68.30 -8.83 45.91 35.92 9.69 32.05 100 135 PEAK	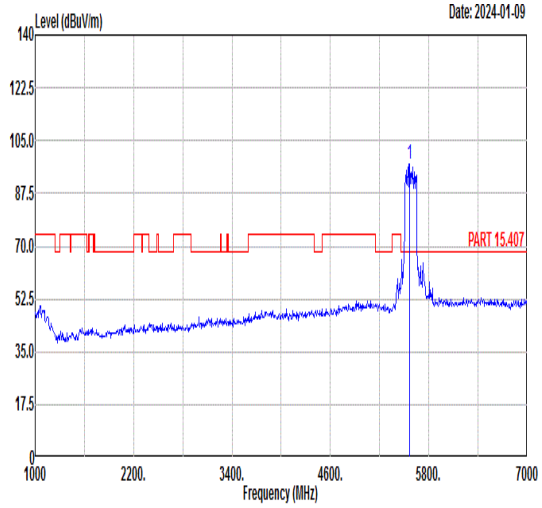 Freq Level Limit Line Margin Read Level Ant Factor Cable Loss Preamp Factor APos TPos Remark MHz dBuV/m dBuV/m dB dBuV dB/m dB dB cm deg 1 5570.00 97.22 ------ ------ 83.56 35.98 9.74 32.06 100 135 PEAK
Avg	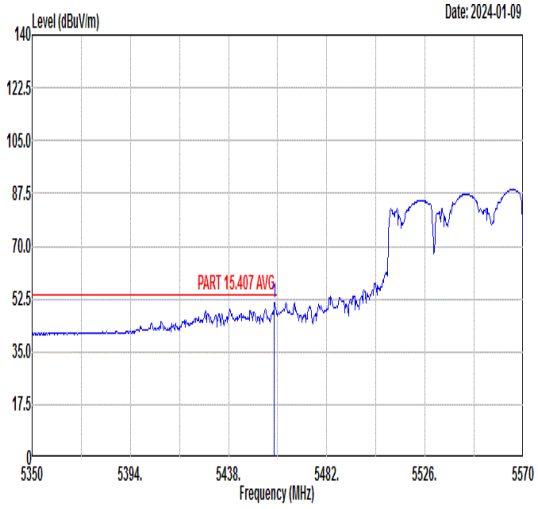 Freq Level Limit Line Margin Read Level Ant Factor Cable Loss Preamp Factor APos TPos Remark MHz dBuV/m dBuV/m dB dBuV dB/m dB dB cm deg 1 5458.46 51.10 54.00 -2.90 37.55 35.92 9.69 32.06 100 135 AVERAGE	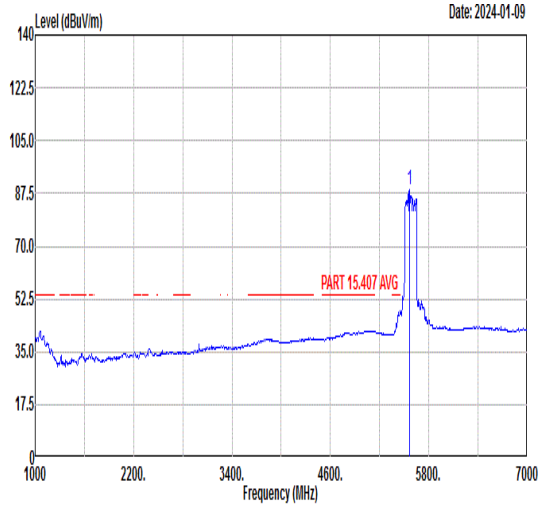 Freq Level Limit Line Margin Read Level Ant Factor Cable Loss Preamp Factor APos TPos Remark MHz dBuV/m dBuV/m dB dBuV dB/m dB dB cm deg 1 5570.00 88.73 ------ ------ 75.07 35.99 9.74 32.07 100 135 AVERAGE

Mode	153	
	Band Edge - R	
	U-NII-2C_5.47-5.725_802.11be EHT160_CH114_Puncturing 20M❶_5570MHz	
ANT	CDD	
Pol.	Horizontal	Fundamental
Peak	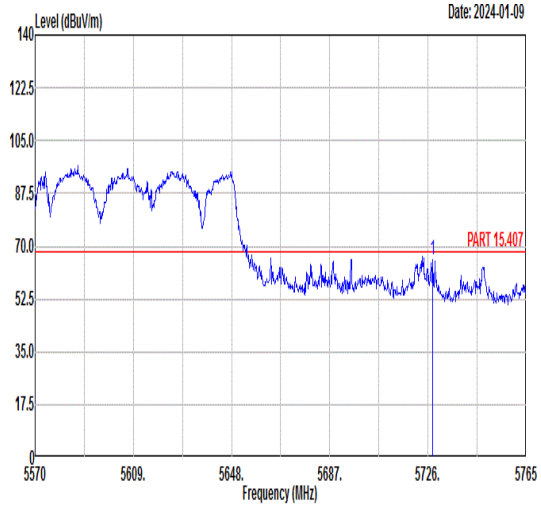 Freq Level Limit Line Margin Read Level Ant Factor Cable Loss Preamp Factor APos TPos Remark MHz dBuV/m dBuV/m dB dBuV dB/m dB dB cm deg 1 5727.76 65.40 68.30 -2.90 51.39 36.22 10.02 32.23 100 135 PEAK	Blank

Mode	153	
	Band Edge - L	
	U-NII-2C_5.47-5.725_802.11be EHT160_CH114_Puncturing 20M❶_5570MHz	
ANT	CDD	
Pol.	Vertical	Fundamental
Peak	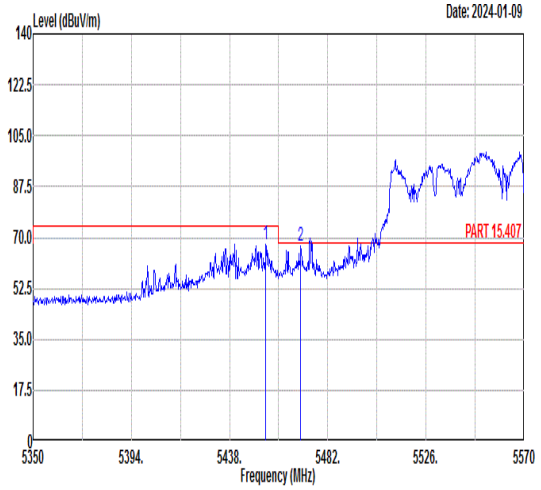 Freq Level Limit Line Margin Read Level Ant Factor Cable Loss Preamp Factor APos TPos Remark MHz dBuV/m dBuV/m dB dBuV dB/m dB dB cm deg 1 5454.28 67.77 74.00 -6.23 54.22 35.93 9.68 32.06 400 181 PEAK 2 5469.90 66.94 68.30 -1.36 53.37 35.92 9.69 32.04 400 181 PEAK	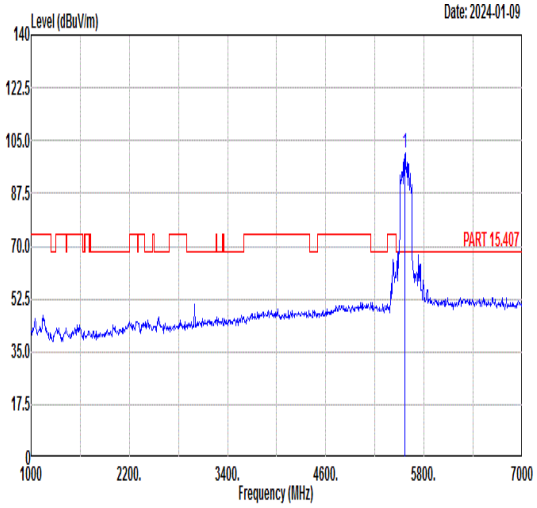 Freq Level Limit Line Margin Read Level Ant Factor Cable Loss Preamp Factor APos TPos Remark MHz dBuV/m dBuV/m dB dBuV dB/m dB dB cm deg 1 5570.00 100.81 ------ ------ 87.14 36.00 9.74 32.07 400 181 PEAK
Avg	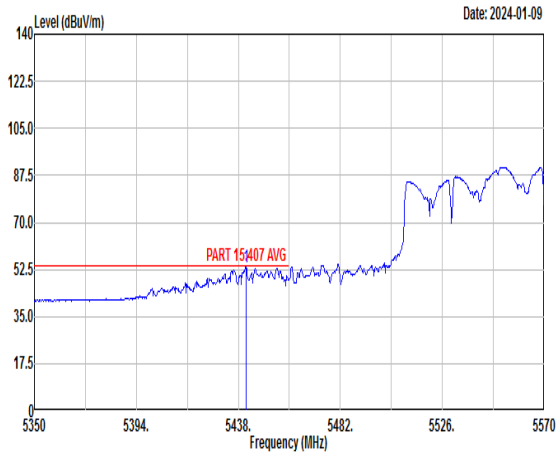 Freq Level Limit Line Margin Read Level Ant Factor Cable Loss Preamp Factor APos TPos Remark MHz dBuV/m dBuV/m dB dBuV dB/m dB dB cm deg 1 5441.30 53.47 54.00 -0.53 39.93 35.94 9.68 32.08 400 181 Average	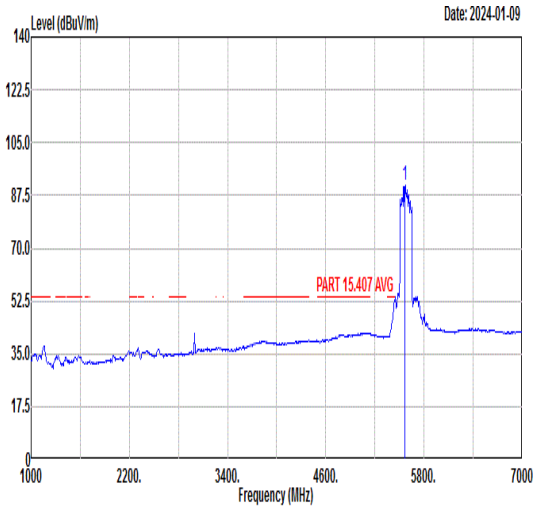 Freq Level Limit Line Margin Read Level Ant Factor Cable Loss Preamp Factor APos TPos Remark MHz dBuV/m dBuV/m dB dBuV dB/m dB dB cm deg 1 5570.00 90.99 ------ ------ 77.32 36.00 9.74 32.07 400 181 AVERAGE

Mode	153	
Mode	Band Edge - R	
Mode	U-NII-2C_5.47-5.725_802.11be EHT160_CH114_Puncturing 20M❶_5570MHz	
ANT	CDD	
Pol.	Vertical	Fundamental
Peak	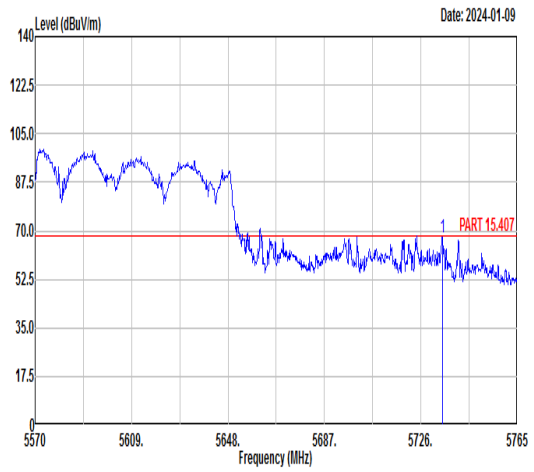 Freq Level Limit Line Margin Read Level Ant Factor Cable Loss Preamp Factor APos Remark TPos MHz dBuV/m dBuV/m dB dBuV dB/m dB dB cm deg 1 5734.78 67.76 68.30 -0.54 53.72 36.23 10.04 32.23 400 181 Peak	

Mode	154	
	Band Edge - L	
	U-NII-2C_5.47-5.725_802.11be EHT160_CH114_Puncturing 20M 5570MHz	
ANT	CDD	
Pol.	Horizontal	Fundamental
Peak	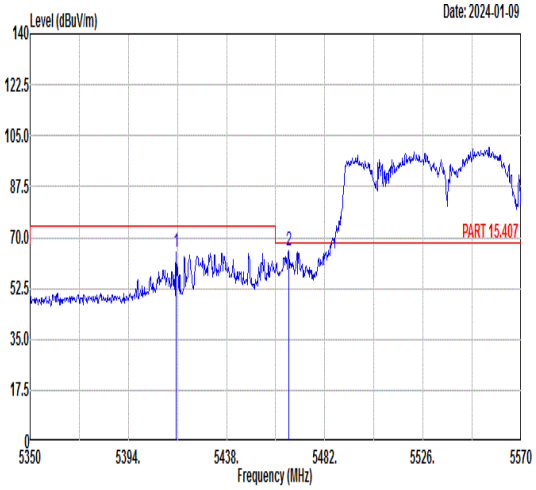 Freq Level Limit Line Margin (dB) Read Level Ant Factor Cable Loss Preamp Factor APos TPos Remark MHz dBuV/m dBuV/m dBuV dB/m dB dB cm deg 1 5415.56 64.86 74.00 -9.14 51.37 35.95 9.66 32.12 100 250 PEAK 2 5465.72 65.48 68.30 -2.82 51.92 35.92 9.69 32.05 100 250 PEAK	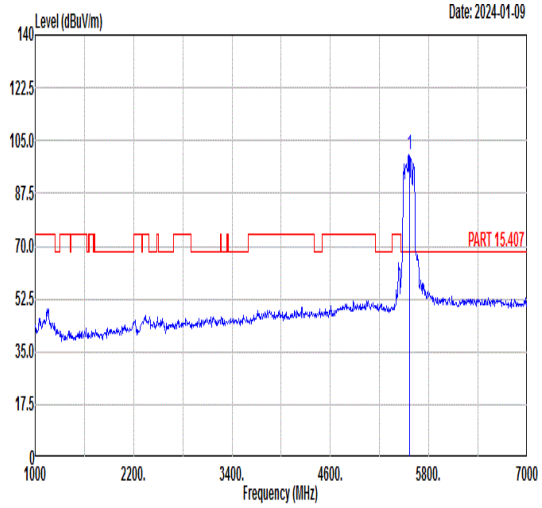 Freq Level Limit Line Margin (dB) Read Level Ant Factor Cable Loss Preamp Factor APos TPos Remark MHz dBuV/m dBuV/m dBuV dB/m dB dB cm deg 1 5570.00 100.16 ------ ------ 86.49 35.98 9.74 32.05 100 250 PEAK
Avg	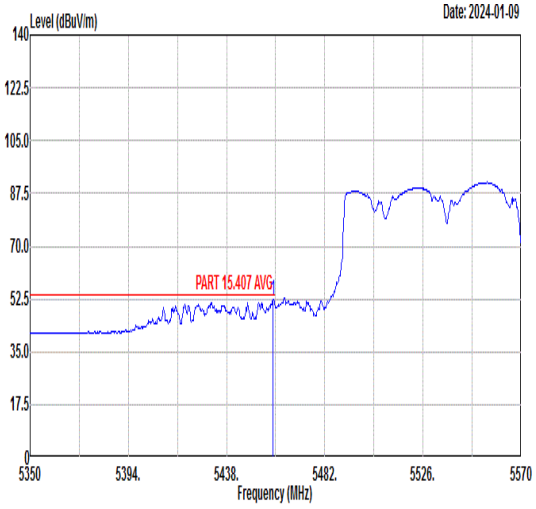 Freq Level Limit Line Margin (dB) Read Level Ant Factor Cable Loss Preamp Factor APos TPos Remark MHz dBuV/m dBuV/m dBuV dB/m dB dB cm deg 1 5458.68 52.55 54.00 -1.45 39.00 35.92 9.69 32.06 100 250 AVERAGE	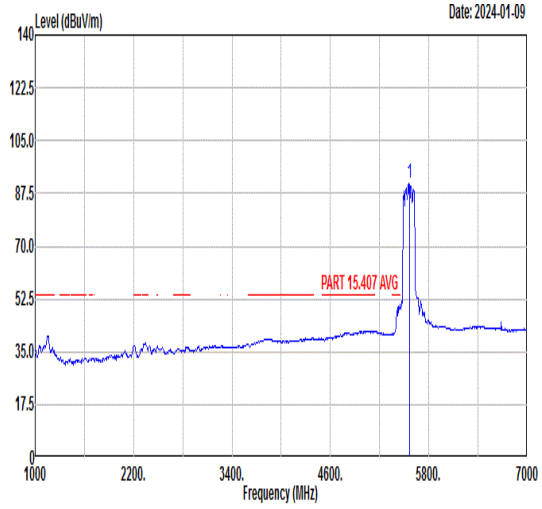 Freq Level Limit Line Margin (dB) Read Level Ant Factor Cable Loss Preamp Factor APos TPos Remark MHz dBuV/m dBuV/m dBuV dB/m dB dB cm deg 1 5570.00 91.03 ------ ------ 77.36 35.98 9.74 32.05 100 250 AVERAGE

Mode	154	
	Band Edge - R	
	U-NII-2C_5.47-5.725_802.11be EHT160_CH114_Puncturing 20M❽_5570MHz	
ANT	CDD	
Pol.	Horizontal	Fundamental
Peak	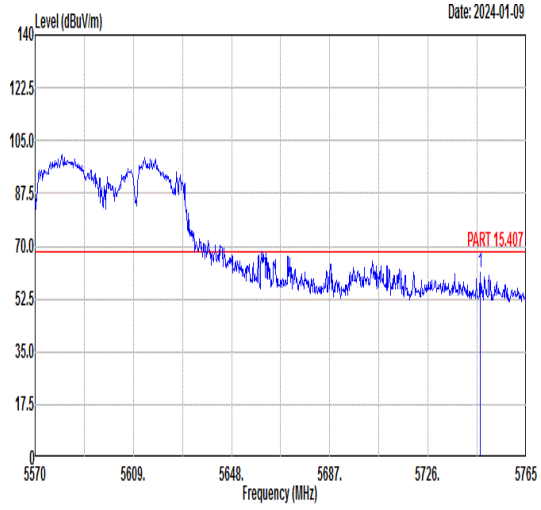 Freq Level Limit Line Margin (dB) Read Level Ant Factor Cable Loss Preamp Factor APos TPos Remark MHz dBuV/m dBuV/m dBuV dB/m dB dB cm deg 1 5746.87 61.48 68.30 -6.82 47.42 36.25 10.06 32.25 100 250 PEAK	Blank

Mode	154	
	Band Edge - L	
	U-NII-2C_5.47-5.725_802.11be EHT160_CH114_Puncturing 20M❽_5570MHz	
ANT	CDD	
Pol.	Vertical	Fundamental
Peak	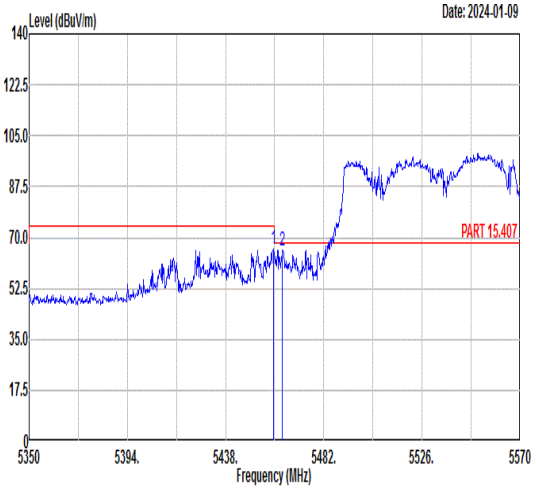 Freq Level Limit Line Margin (dB) Read Level Ant Factor Cable Loss Preamp Factor APos TPos Remark MHz dBuV/m dBuV/m dBuV dB/m dB dB cm deg 1 5459.56 65.79 74.00 -8.21 52.24 35.92 9.69 32.06 314 159 PEAK 2 5463.52 65.62 68.30 -2.68 52.06 35.92 9.69 32.05 314 159 PEAK	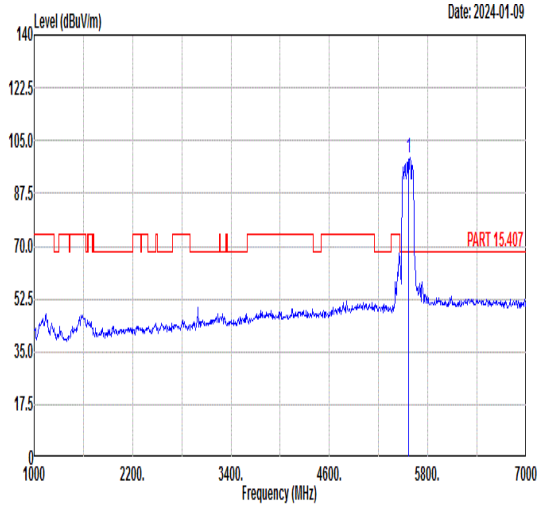 Freq Level Limit Line Margin (dB) Read Level Ant Factor Cable Loss Preamp Factor APos TPos Remark MHz dBuV/m dBuV/m dBuV dB/m dB dB cm deg 1 5570.00 99.19 ------ ------ 85.50 36.02 9.75 32.08 314 159 PEAK
Avg	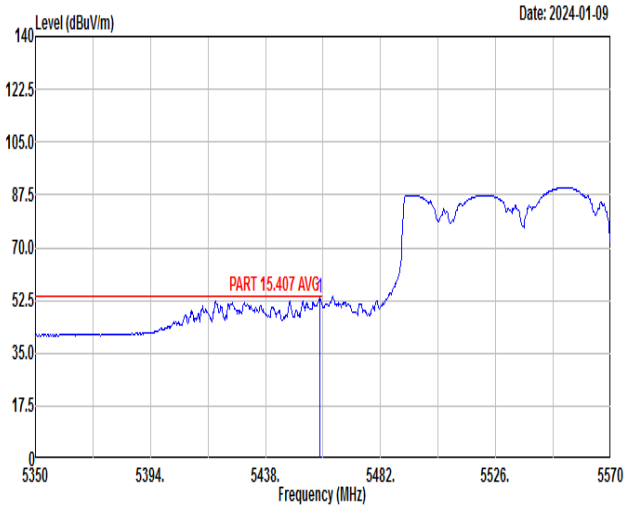 Freq Level Limit Line Margin (dB) Read Level Ant Factor Cable Loss Preamp Factor APos TPos Remark MHz dBuV/m dBuV/m dBuV dB/m dB dB cm deg 1 5458.68 53.17 54.00 -0.83 39.62 35.92 9.69 32.06 314 159 AVERAGE	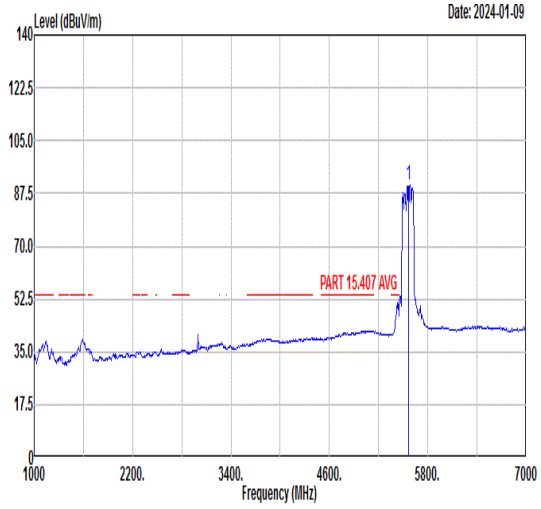 Freq Level Limit Line Margin (dB) Read Level Ant Factor Cable Loss Preamp Factor APos TPos Remark MHz dBuV/m dBuV/m dBuV dB/m dB dB cm deg 1 5570.00 90.16 ------ ------ 76.47 36.02 9.75 32.08 314 159 AVERAGE

Mode	154	
	Band Edge - R	
	U-NII-2C_5.47-5.725_802.11be EHT160_CH114_Puncturing 20M❽_5570MHz	
ANT	CDD	
Pol.	Vertical	Fundamental
Peak	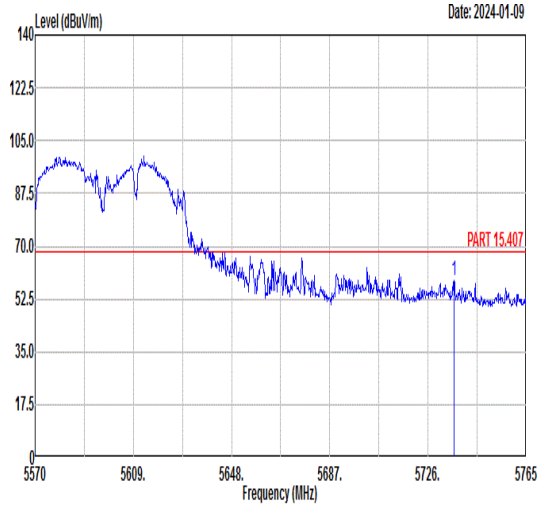 Freq Level Limit Line Margin (dB) Read Level Ant Factor Cable Loss Preamp Factor APos TPos Remark MHz dBuV/m dBuV/m dBuV dB/m dB dB cm deg 1 5736.34 58.55 68.30 -9.75 44.52 36.23 10.04 32.24 314 159 PEAK	Blank

Mode	155	
	Band Edge - L	
	U-NII-3_5.725-5.85_802.11be EHT80_CH155_Puncturing 20M❶_5775MHz	
ANT	CDD	
Pol.	Horizontal	Fundamental
Peak	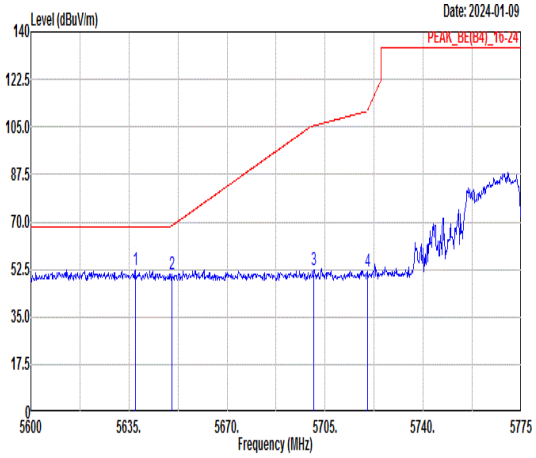 Freq Level Limit Line Margin (dB) Read Level Ant Factor Cable Loss Preamp Factor APos TPos Remark 1 5637.28 52.28 68.30 -16.02 38.50 36.09 9.83 32.14 100 129 PEAK 2 5650.23 50.92 68.47 -17.55 37.10 36.11 9.86 32.15 100 129 PEAK 3 5700.98 52.49 105.47 -52.98 38.54 36.18 9.97 32.20 100 129 PEAK 4 5720.05 51.59 110.91 -59.32 37.59 36.21 10.01 32.22 100 129 PEAK	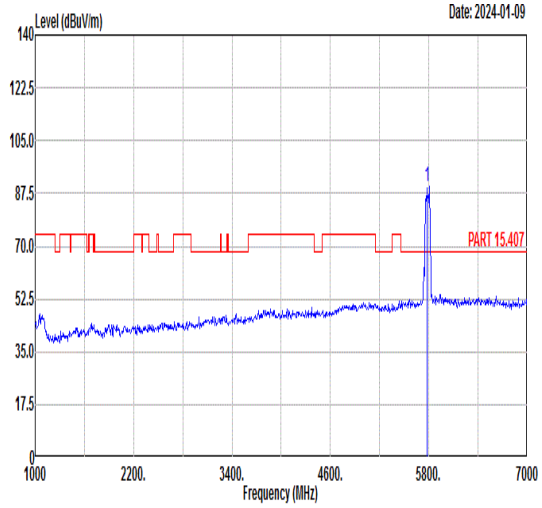 Freq Level Limit Line Margin (dB) Read Level Ant Factor Cable Loss Preamp Factor APos TPos Remark 1 5775.00 89.86 ------ ------ 75.65 36.33 10.19 32.31 100 129 PEAK
Avg	Blank	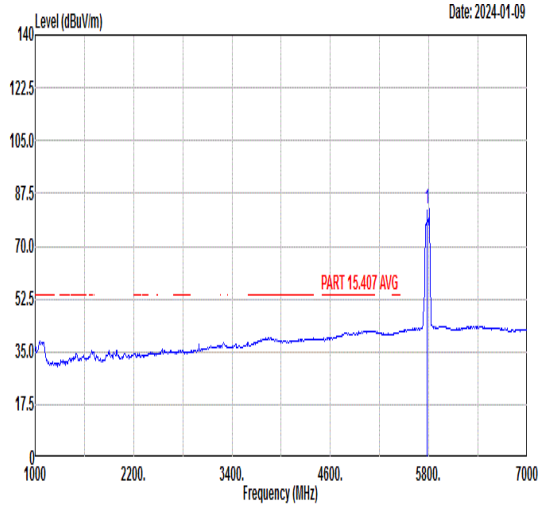 Freq Level Limit Line Margin (dB) Read Level Ant Factor Cable Loss Preamp Factor APos TPos Remark 1 5775.00 82.25 ------ ------ 68.02 36.34 10.20 32.31 100 129 AVERAGE

Mode	155	
	Band Edge - R	
	U-NII-3_5.725-5.85_802.11be EHT80_CH155_Puncturing 20M❶_5775MHz	
ANT	CDD	
Pol.	Horizontal	Fundamental
Peak	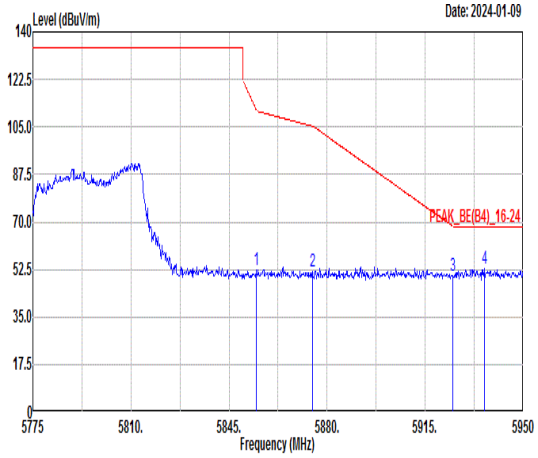 Freq Level Limit Line Margin (dB) Read Level Ant Factor Cable Loss Preamp Factor APos TPos Remark MHz dBuV/m dBuV/m dBuV dB/m dB dB cm deg 1 5854.63 52.07 111.65 -59.58 37.73 36.40 10.29 32.35 100 129 PEAK 2 5874.75 51.89 105.27 -53.38 37.51 36.42 10.33 32.37 100 129 PEAK 3 5924.80 50.44 68.45 -18.01 35.93 36.49 10.44 32.42 100 129 PEAK 4 5936.18 52.96 68.30 -15.34 38.43 36.51 10.46 32.44 100 129 PEAK	Blank

Mode	155	
	Band Edge - L	
	U-NII-3_5.725-5.85_802.11be EHT80_CH155_Puncturing 20M❶_5775MHz	
ANT	CDD	
Pol.	Vertical	Fundamental
Peak	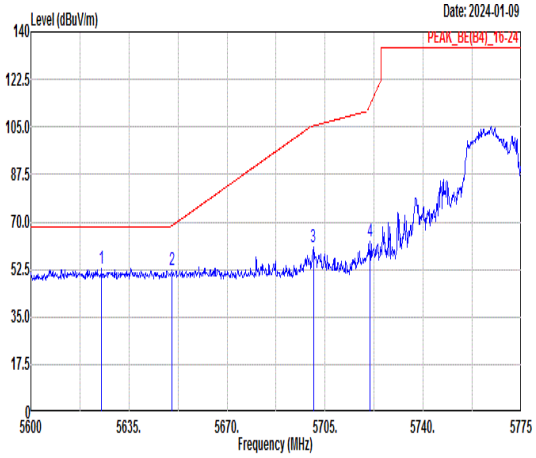 Freq Level Limit Line Margin (dB) Read Level Ant Factor Cable Loss Preamp Factor APos TPos Remark MHz dBuV/m dBuV/m dBuV dB/m dB dB cm deg 1 5625.20 52.96 68.30 -15.34 39.20 36.08 9.81 32.13 226 176 PEAK 2 5650.40 52.47 68.60 -16.13 38.65 36.11 9.86 32.15 226 176 PEAK 3 5700.80 60.61 105.42 -44.81 46.66 36.18 9.97 32.20 226 176 PEAK 4 5721.10 62.93 113.31 -50.38 48.93 36.21 10.01 32.22 226 176 PEAK	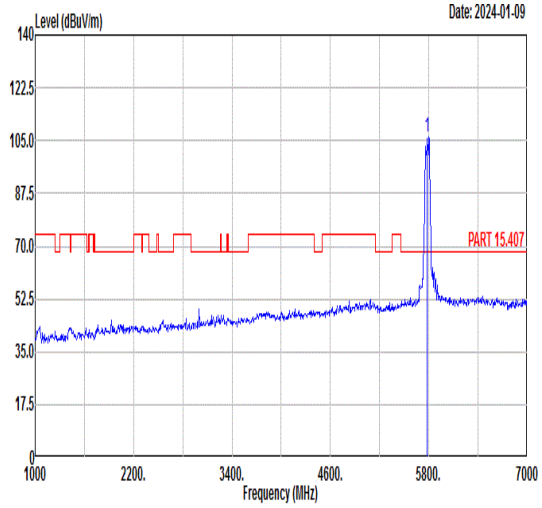 Freq Level Limit Line Margin (dB) Read Level Ant Factor Cable Loss Preamp Factor APos TPos Remark MHz dBuV/m dBuV/m dBuV dB/m dB dB cm deg 1 5775.00 106.02 ------ ------ 91.82 36.32 10.18 32.30 226 176 PEAK
Avg	Blank	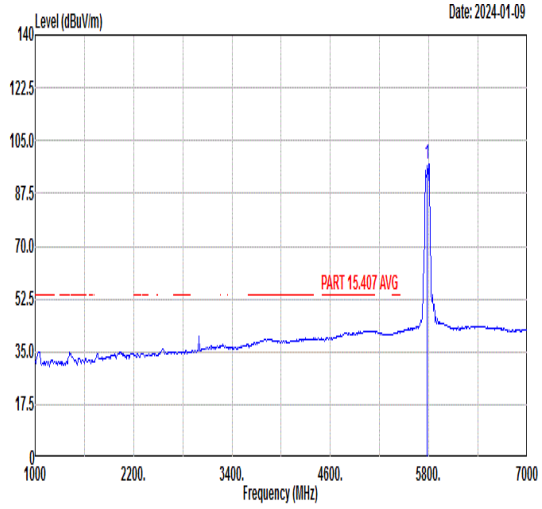 Freq Level Limit Line Margin (dB) Read Level Ant Factor Cable Loss Preamp Factor APos TPos Remark MHz dBuV/m dBuV/m dBuV dB/m dB dB cm deg 1 5775.00 97.46 ------ ------ 83.25 36.33 10.19 32.31 226 176 AVERAGE

Mode	155	
	Band Edge - R	
	U-NII-3_5.725-5.85_802.11be EHT80_CH155_Puncturing 20M❶_5775MHz	
ANT	CDD	
Pol.	Vertical	Fundamental
Peak	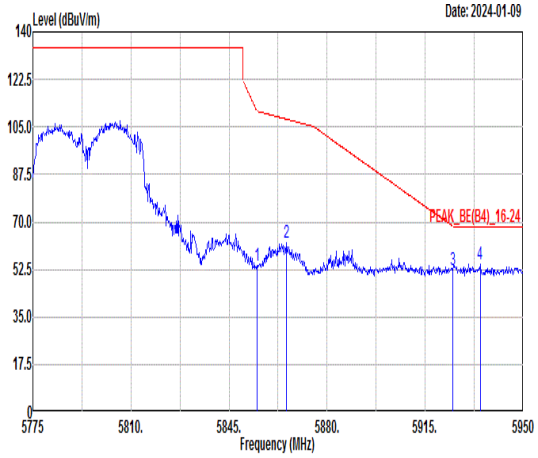 Freq Level Limit Line Margin (dB) Read Level Ant Factor Cable Loss Preamp Factor APos TPos Remark MHz dBuV/m dBuV/m dBuV dB/m dB dB cm deg 1 5854.98 53.86 110.86 -57.00 39.52 36.40 10.29 32.35 226 176 PEAK 2 5865.48 62.59 107.86 -45.27 48.24 36.41 10.31 32.37 226 176 PEAK 3 5924.98 52.46 68.32 -15.86 37.95 36.49 10.44 32.42 226 176 PEAK 4 5934.60 54.26 68.30 -14.04 39.72 36.51 10.46 32.43 226 176 PEAK	Blank

Mode	156	
	Band Edge - L	
	U-NII-3_5.725-5.85_802.11be EHT80_CH155_Puncturing 20M_5775MHz	
ANT	CDD	
Pol.	Horizontal	Fundamental
Peak	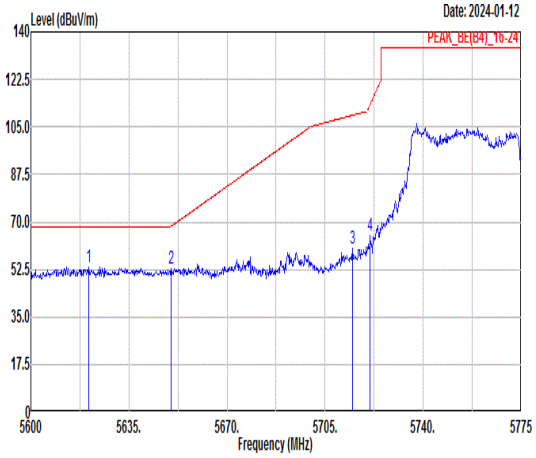 Freq Level Limit Line Margin (dB) Read Level Ant Factor Cable Loss Preamp Factor APos TPos Remark 1 5620.65 53.24 68.30 -15.06 39.49 36.07 9.80 32.12 364 258 PEAK 2 5650.05 52.79 68.34 -15.55 38.97 36.11 9.86 32.15 364 258 PEAK 3 5714.80 60.03 109.35 -49.32 46.04 36.20 10.00 32.21 364 258 PEAK 4 5721.10 65.06 113.31 -48.25 51.06 36.21 10.01 32.22 364 258 PEAK	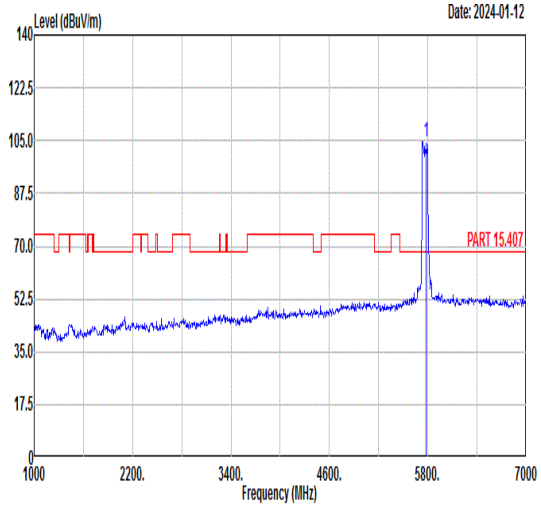 Freq Level Limit Line Margin (dB) Read Level Ant Factor Cable Loss Preamp Factor APos TPos Remark 1 5775.00 104.60 ------ ------ 90.55 36.24 10.05 32.24 364 258 PEAK
Avg	Blank	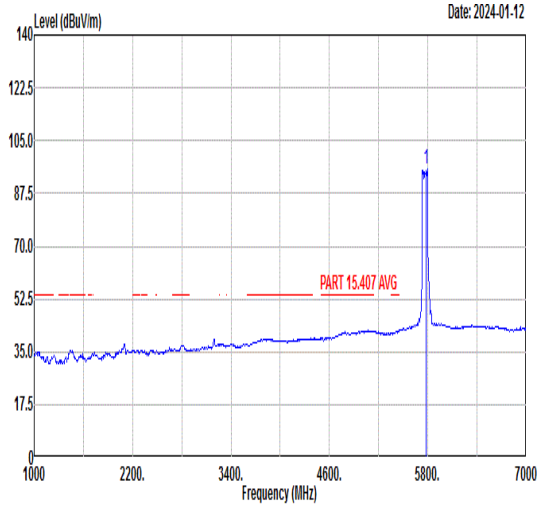 Freq Level Limit Line Margin (dB) Read Level Ant Factor Cable Loss Preamp Factor APos TPos Remark 1 5775.00 95.65 ------ ------ 81.47 36.31 10.16 32.29 364 258 AVERAGE

Mode	156	
	Band Edge - R	
	U-NII-3_5.725-5.85_802.11be EHT80_CH155_Puncturing 20M_5775MHz	
ANT	CDD	
Pol.	Horizontal	Fundamental
Peak	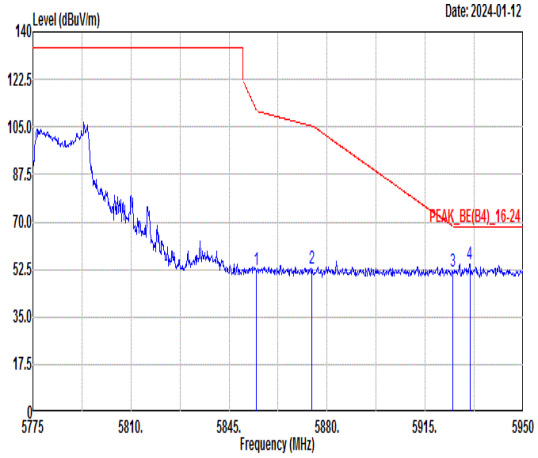 Freq Level Limit Line Margin (dB) Read Level Ant Factor Cable Loss Preamp Factor APos TPos Remark MHz dBuV/m dBuV/m dBuV dB/m dB dB cm deg 1 5854.63 52.46 111.65 -59.19 38.12 36.40 10.29 32.35 364 258 PEAK 2 5874.58 52.60 105.32 -52.72 38.22 36.42 10.33 32.37 364 258 PEAK 3 5924.80 51.77 68.45 -16.68 37.26 36.49 10.44 32.42 364 258 PEAK 4 5930.93 54.49 68.30 -13.81 39.97 36.50 10.45 32.43 364 258 PEAK	Blank

Mode	156	
	Band Edge - L	
	U-NII-3_5.725-5.85_802.11be EHT80_CH155_Puncturing 20M_5775MHz	
ANT	CDD	
Pol.	Vertical	Fundamental
Peak	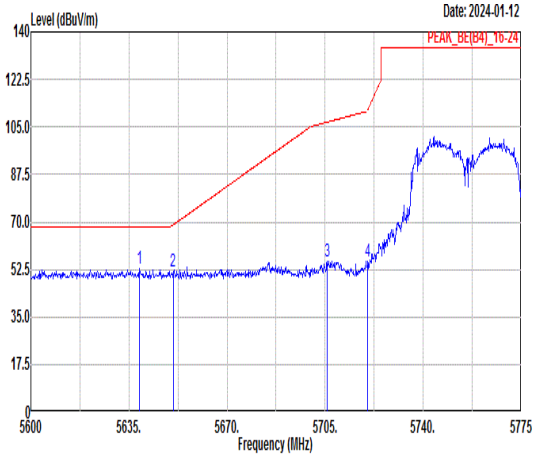 Freq Level Limit Line Margin (dB) Read Level Ant Factor Cable Loss Preamp Factor APos TPos Remark 1 5638.85 52.61 68.30 -15.69 38.82 36.09 9.84 32.14 200 210 PEAK 2 5650.75 52.03 68.86 -16.83 38.21 36.11 9.86 32.15 200 210 PEAK 3 5705.70 55.54 106.80 -51.26 41.58 36.19 9.98 32.21 200 210 PEAK 4 5720.23 55.61 111.31 -55.70 41.61 36.21 10.01 32.22 200 210 PEAK	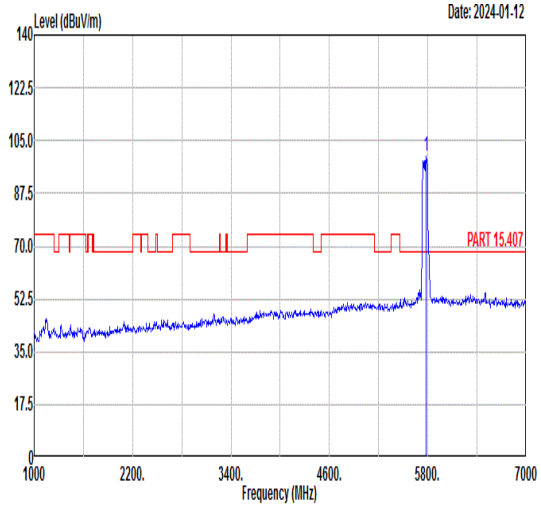 Freq Level Limit Line Margin (dB) Read Level Ant Factor Cable Loss Preamp Factor APos TPos Remark 1 5775.00 99.97 ------ ------ 85.82 36.29 10.14 32.28 200 210 PEAK
Avg	Blank	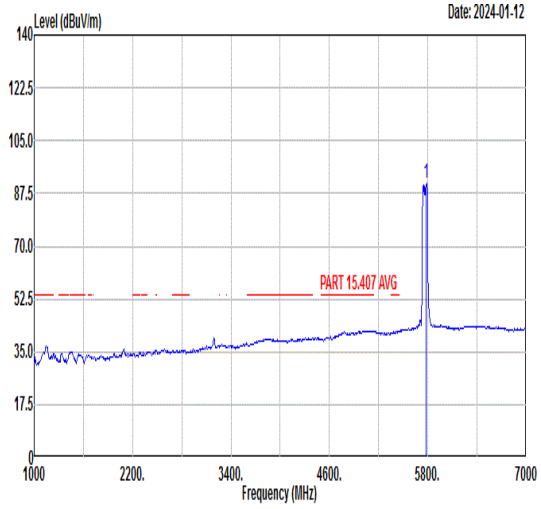 Freq Level Limit Line Margin (dB) Read Level Ant Factor Cable Loss Preamp Factor APos TPos Remark 1 5775.00 90.88 ------ ------ 76.72 36.30 10.15 32.29 200 210 AVERAGE

Mode	156	
	Band Edge - R	
	U-NII-3_5.725-5.85_802.11be EHT80_CH155_Puncturing 20M[illegible]_5775MHz	
ANT	CDD	
Pol.	Vertical	Fundamental
Peak	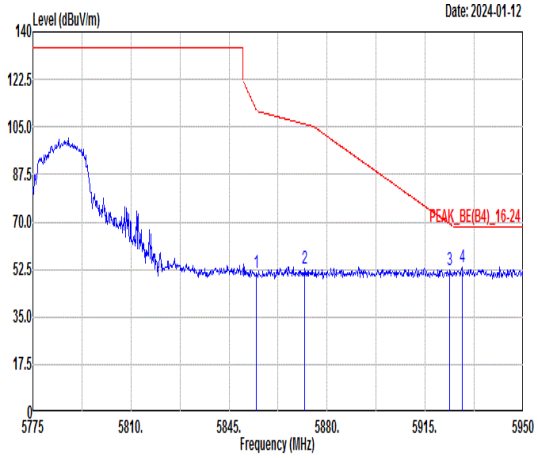 Freq Level Limit Line Margin (dB) Read Level Ant Factor Cable Loss Preamp Factor APos TPos Remark MHz dBuV/m dBuV/m dBuV dB/m dB dB cm deg 1 5854.80 51.41 111.26 -59.85 37.07 36.40 10.29 32.35 200 210 PEAK 2 5871.95 52.99 106.05 -53.06 38.61 36.42 10.33 32.37 200 210 PEAK 3 5923.75 52.38 69.22 -16.84 37.87 36.49 10.44 32.42 200 210 PEAK 4 5928.13 53.18 68.30 -15.12 38.66 36.50 10.45 32.43 200 210 PEAK	Blank

Mode	57	
	Band Edge - L	
	U-NII-3_5.47-5.725-3_802.11be EHT80_CH138_Puncturing 20M❶_5690MHz	
ANT	CDD	
Pol.	Horizontal	Fundamental
Peak	Blank	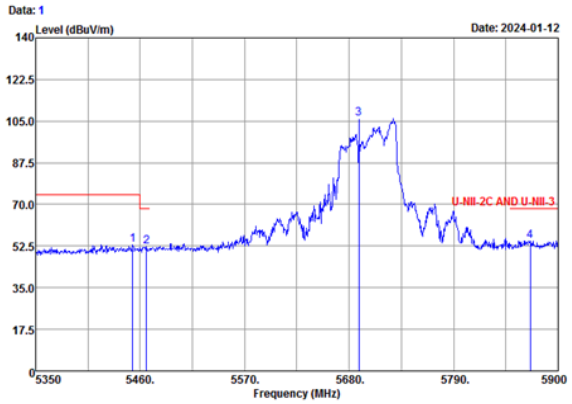 Freq Level Over Limit Limit Line ReadAntenna Level Cable Loss Preamp Factor A/Pos T/Pos Remark MHz dBuV/m dB dBuV/m dBuV dB/m dB dB cm deg 1 5452.30 52.93 -21.07 74.00 39.39 35.93 9.68 32.07 --- --- Peak 2 5466.60 52.33 -15.97 68.30 38.76 35.92 9.70 32.05 --- --- Peak 3 5690.00 105.89 ------ ------ 91.99 36.17 9.92 32.19 --- --- Peak 4 * 5870.85 54.67 -13.63 68.30 40.29 36.42 10.33 32.37 --- --- Peak
Avg	Blank	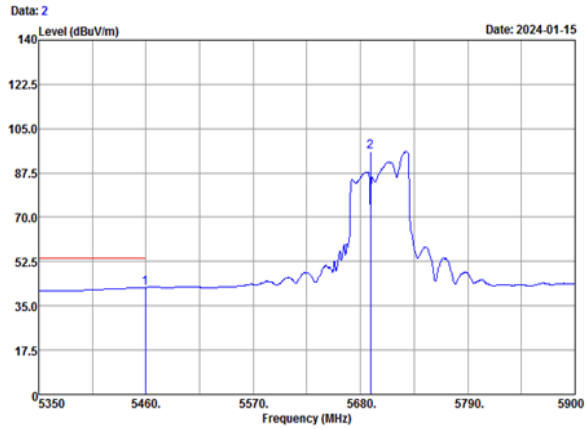 Freq Level Over Limit Limit Line ReadAntenna Level Cable Loss Preamp Factor A/Pos T/Pos Remark MHz dBuV/m dB dBuV/m dBuV dB/m dB dB cm deg 1 5459.45 42.29 -11.71 54.00 28.75 35.92 9.68 32.06 --- --- Average 2 5690.00 95.80 ------ ------ 81.90 36.17 9.92 32.19 --- --- Average

Mode	157	
	Band Edge - L	
	U-NII-3_5.47-5.725-3_802.11be EHT80_CH138_Puncturing 20M(I)_5690MHz	
ANT	CDD	
Pol.	Vertical	Fundamental
Peak	Blank	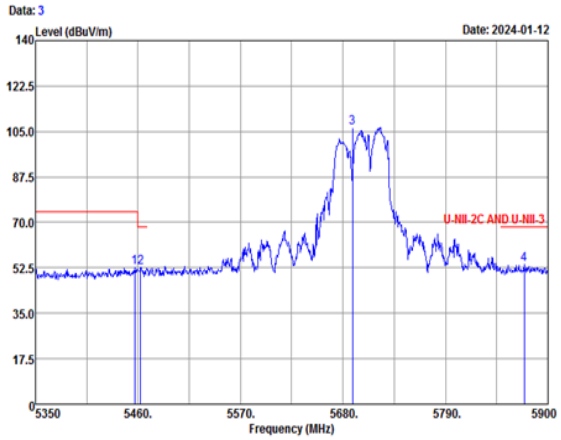 Freq Level Over Limit Limit Line ReadLevel Antenna Factor Cable Loss Preamp Factor A/Pos T/Pos Remark MHz dBuV/m dB dBuV/m dBuV dB/m dB dB cm deg 1 5456.70 52.76 -21.24 74.00 39.21 35.93 9.68 32.06 --- --- Peak 2 5462.75 52.73 -15.57 68.30 39.18 35.92 9.68 32.05 --- --- Peak 3 5690.00 106.57 ------ ------ 92.67 36.17 9.92 32.19 --- --- Peak 4 * 5874.70 53.87 -14.43 68.30 39.49 36.42 10.33 32.37 --- --- Peak
Avg	Blank	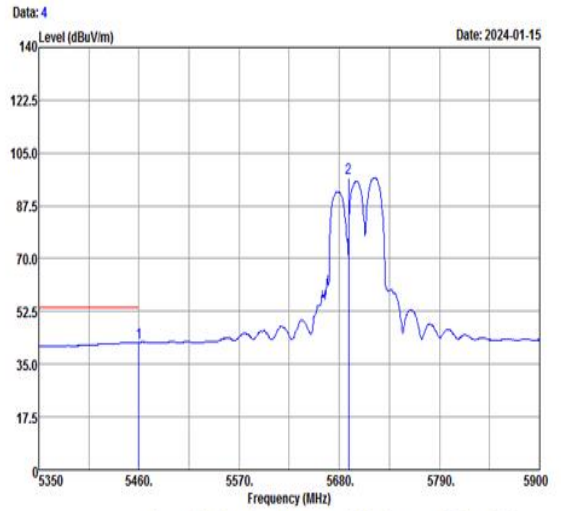 Freq Level Over Limit Limit Line ReadLevel Antenna Factor Cable Loss Preamp Factor A/Pos T/Pos Remark MHz dBuV/m dB dBuV/m dBuV dB/m dB dB cm deg 1 5460.00 42.30 -11.70 54.00 28.76 35.92 9.68 32.06 --- --- Average 2 5690.00 96.81 ------ ------ 82.91 36.17 9.92 32.19 --- --- Average

Mode	158	
	Band Edge - L	
	U-NII-1_5.15-5.25_802.11be EHT80_CH42_Large RU 484+242 5210MHz	
ANT	CDD	
Pol.	Horizontal	Fundamental
Peak	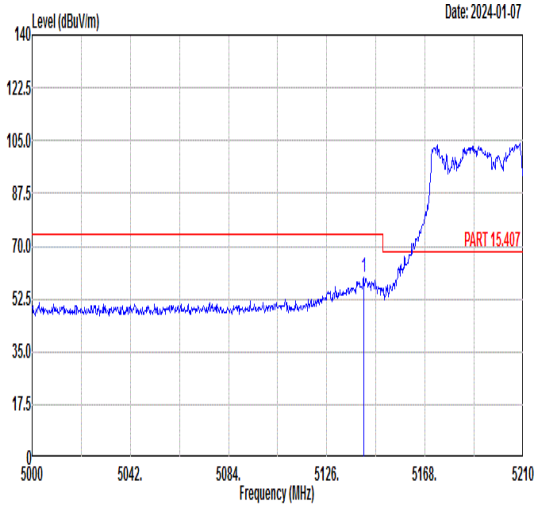 Freq Level Limit Line Margin (dB) Read Level Ant Factor Cable Loss Preamp Factor APos TPos Remark MHz dBuV/m dBuV/m dBuV dB/m dB dB cm deg 1 5141.75 59.82 74.00 -14.18 47.69 36.11 8.52 32.50 100 101 PEAK	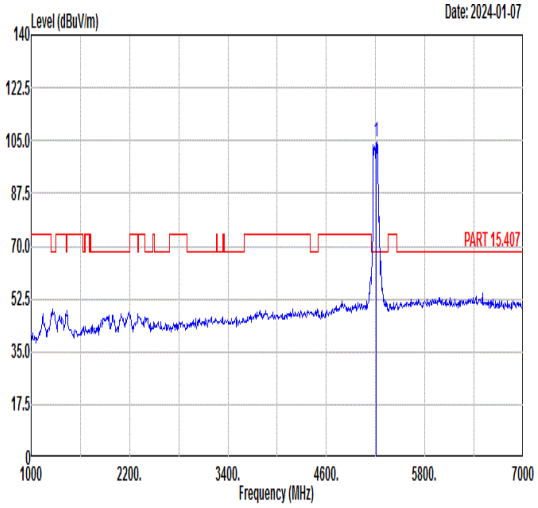 Freq Level Limit Line Margin (dB) Read Level Ant Factor Cable Loss Preamp Factor APos TPos Remark MHz dBuV/m dBuV/m dBuV dB/m dB dB cm deg 1 5210.00 104.72 ------ ------ 92.40 36.07 8.65 32.40 100 101 PEAK
Avg	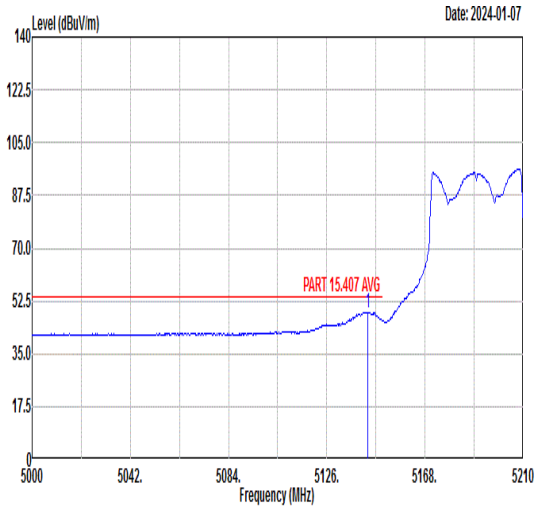 Freq Level Limit Line Margin (dB) Read Level Ant Factor Cable Loss Preamp Factor APos TPos Remark MHz dBuV/m dBuV/m dBuV dB/m dB dB cm deg 1 5143.64 48.83 54.00 -5.17 36.70 36.11 8.52 32.50 100 101 AVERAGE	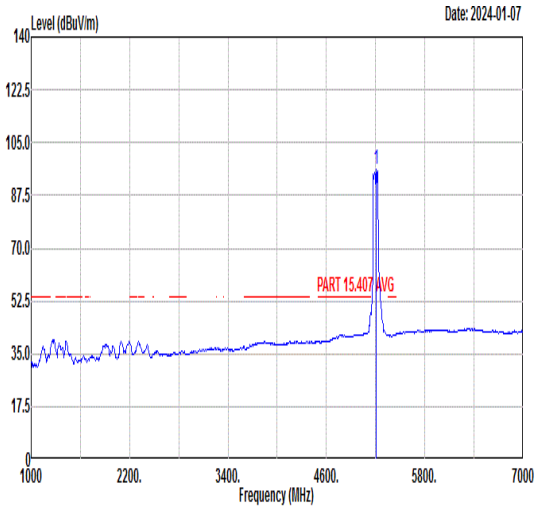 Freq Level Limit Line Margin (dB) Read Level Ant Factor Cable Loss Preamp Factor APos TPos Remark MHz dBuV/m dBuV/m dBuV dB/m dB dB cm deg 1 5210.00 95.99 ------ ------ 83.68 36.08 8.64 32.41 100 101 AVERAGE

Mode	158	
	Band Edge - R	
	U-NII-1_5.15-5.25_802.11be EHT80_CH42_Large RU 484+242 5210MHz	
ANT	CDD	
Pol.	Horizontal	Fundamental
Peak	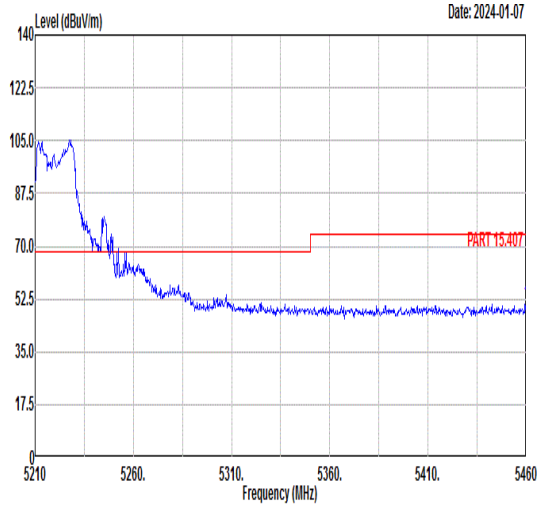 Freq Level Limit Line Margin (dB) Read Level Ant Factor Cable Loss Preamp Factor APos TPos Remark MHz dBuV/m dBuV/m dBuV dB/m dB dB cm deg 1 5460.00 50.82 68.30 -17.48 37.27 35.92 9.69 32.06 100 101 PEAK	Blank
Avg	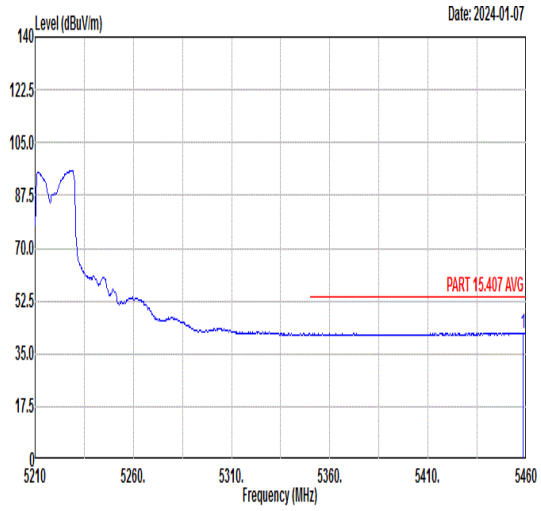 Freq Level Limit Line Margin (dB) Read Level Ant Factor Cable Loss Preamp Factor APos TPos Remark MHz dBuV/m dBuV/m dBuV dB/m dB dB cm deg 1 5458.50 41.92 54.00 -12.08 28.37 35.92 9.69 32.06 100 101 AVERAGE	Blank

Mode	158	
	Band Edge - L	
	U-NII-1_5.15-5.25_802.11be EHT80_CH42_Large RU 484+242 5210MHz	
ANT	CDD	
Pol.	Vertical	Fundamental
Peak	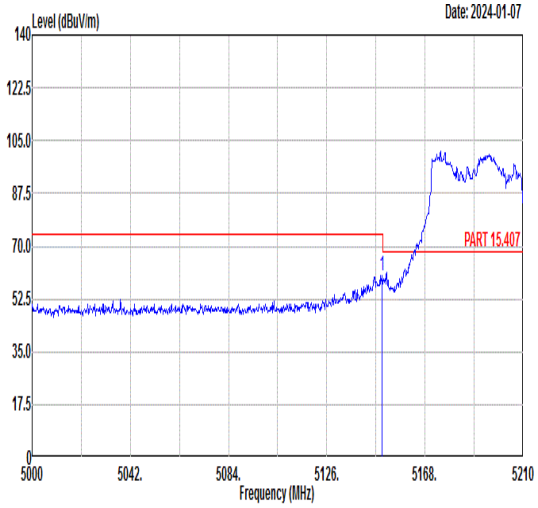 Freq Level Limit Line Margin (dB) Read Level Ant Factor Cable Loss Preamp Factor APos TPos Remark MHz dBuV/m dBuV/m dBuV dB/m dB dB cm deg 1 5149.73 60.06 74.00 -13.94 47.90 36.11 8.54 32.49 295 184 PEAK	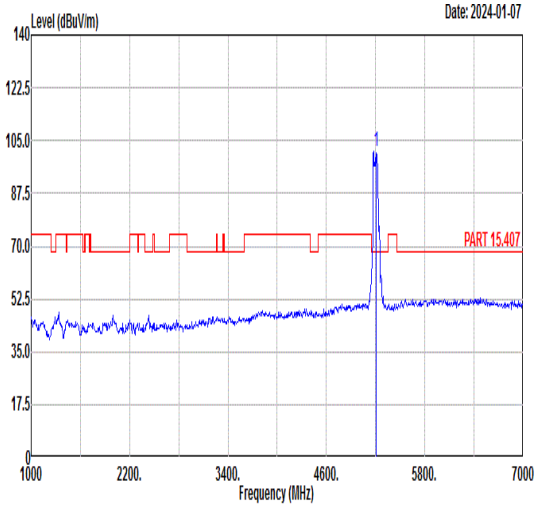 Freq Level Limit Line Margin (dB) Read Level Ant Factor Cable Loss Preamp Factor APos TPos Remark MHz dBuV/m dBuV/m dBuV dB/m dB dB cm deg 1 5210.00 101.26 ------ ------ 89.04 36.09 8.58 32.45 295 184 PEAK
Avg	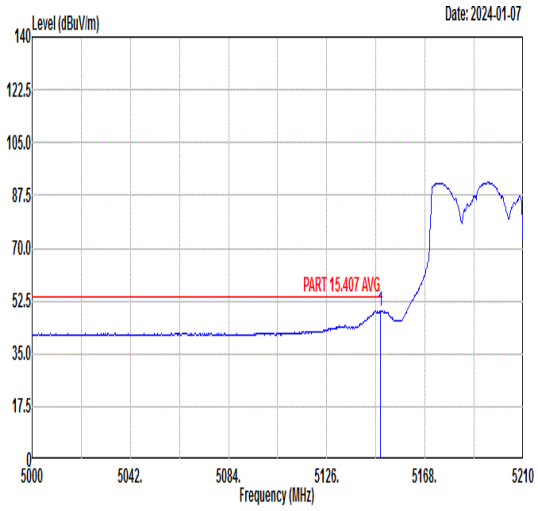 Freq Level Limit Line Margin (dB) Read Level Ant Factor Cable Loss Preamp Factor APos TPos Remark MHz dBuV/m dBuV/m dBuV dB/m dB dB cm deg 1 5149.10 49.38 54.00 -4.62 37.23 36.11 8.53 32.49 295 184 AVERAGE	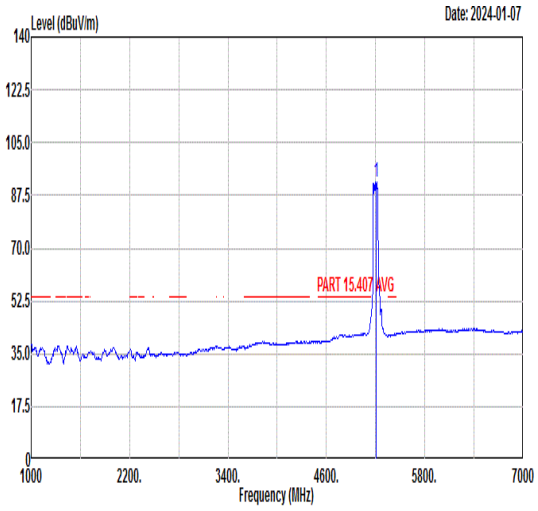 Freq Level Limit Line Margin (dB) Read Level Ant Factor Cable Loss Preamp Factor APos TPos Remark MHz dBuV/m dBuV/m dBuV dB/m dB dB cm deg 1 5210.00 91.84 ------ ------ 79.52 36.07 8.65 32.40 295 184 AVERAGE

Mode	158	
	Band Edge - R	
	U-NII-1_5.15-5.25_802.11be EHT80_CH42_Large RU 484+242 5210MHz	
ANT	CDD	
Pol.	Vertical	Fundamental
Peak	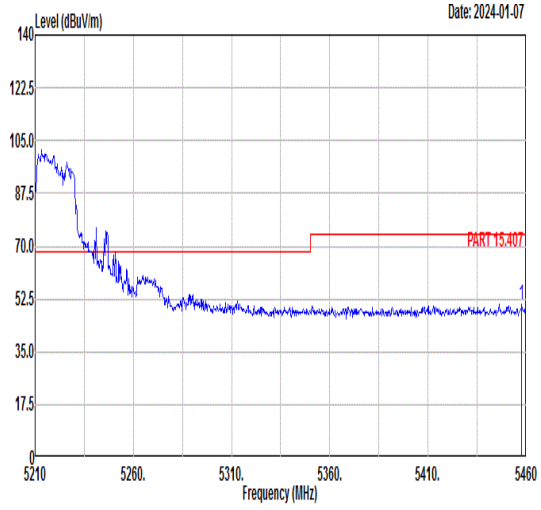 Freq Level Limit Line Margin (dB) Read Level Ant Factor Cable Loss Preamp Factor APos TPos Remark MHz dBuV/m dBuV/m dBuV dB/m dB dB cm deg 1 5457.75 50.62 74.00 -23.38 37.06 35.93 9.69 32.06 295 184 PEAK	Blank
Avg	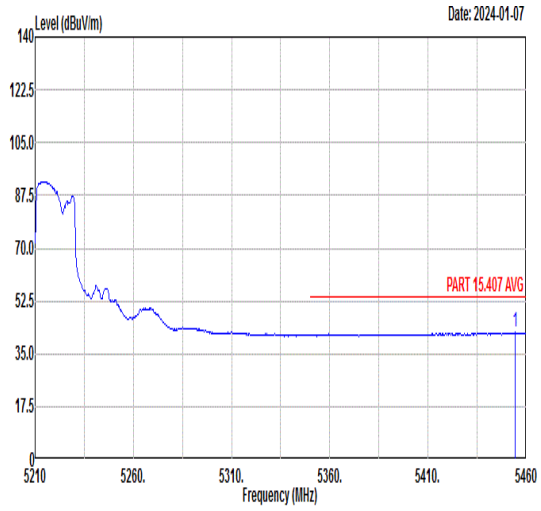 Freq Level Limit Line Margin (dB) Read Level Ant Factor Cable Loss Preamp Factor APos TPos Remark MHz dBuV/m dBuV/m dBuV dB/m dB dB cm deg 1 5454.25 42.02 54.00 -11.98 28.47 35.93 9.68 32.06 295 184 AVERAGE	Blank

Mode	159	
	Band Edge - L	
	U-NII-2A_5.25-5.35_802.11be EHT80_CH58_Large RU 484+242❶_5290MHz	
ANT	CDD	
Pol.	Horizontal	Fundamental
Peak	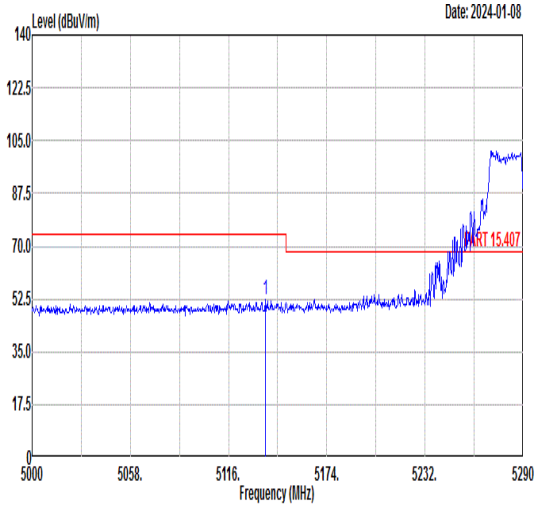 Freq Level Limit Line Margin (dB) Read Level Ant Factor Cable Loss Preamp Factor APos TPos Remark MHz dBuV/m dBuV/m dBuV dB/m dB dB cm deg 1 5137.75 52.28 74.00 -21.72 40.16 36.12 8.51 32.51 100 103 PEAK	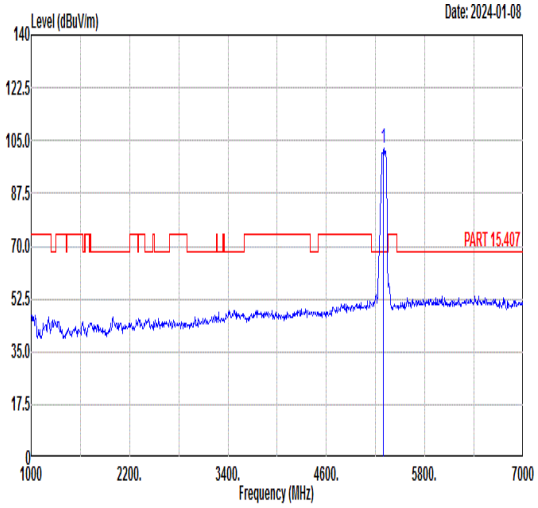 Freq Level Limit Line Margin (dB) Read Level Ant Factor Cable Loss Preamp Factor APos TPos Remark MHz dBuV/m dBuV/m dBuV dB/m dB dB cm deg 1 5290.00 102.34 ------ ------ 89.44 36.02 9.15 32.27 100 103 PEAK
Avg	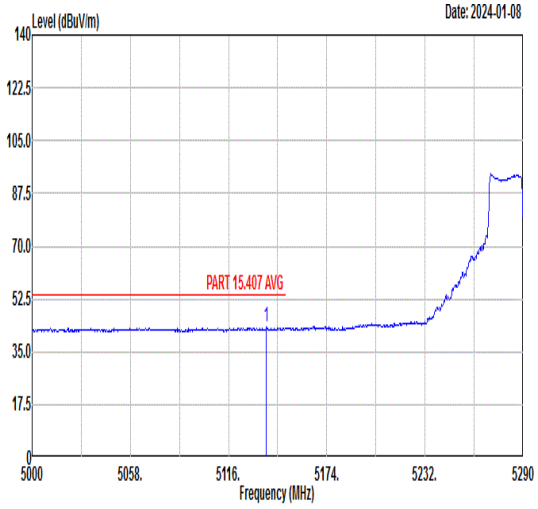 Freq Level Limit Line Margin (dB) Read Level Ant Factor Cable Loss Preamp Factor APos TPos Remark MHz dBuV/m dBuV/m dBuV dB/m dB dB cm deg 1 5138.33 43.10 54.00 -10.90 30.98 36.12 8.51 32.51 100 103 AVERAGE	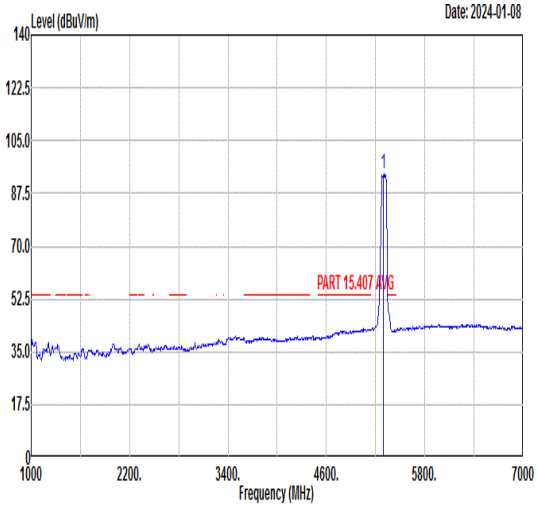 Freq Level Limit Line Margin (dB) Read Level Ant Factor Cable Loss Preamp Factor APos TPos Remark MHz dBuV/m dBuV/m dBuV dB/m dB dB cm deg 1 5290.00 93.96 ------ ------ 81.06 36.02 9.15 32.27 100 103 AVERAGE

Mode	159	
	Band Edge - R	
	U-NII-2A_5.25-5.35_802.11be EHT80_CH58_Large RU 484+242❶_5290MHz	
ANT	CDD	
Pol.	Horizontal	Fundamental
Peak	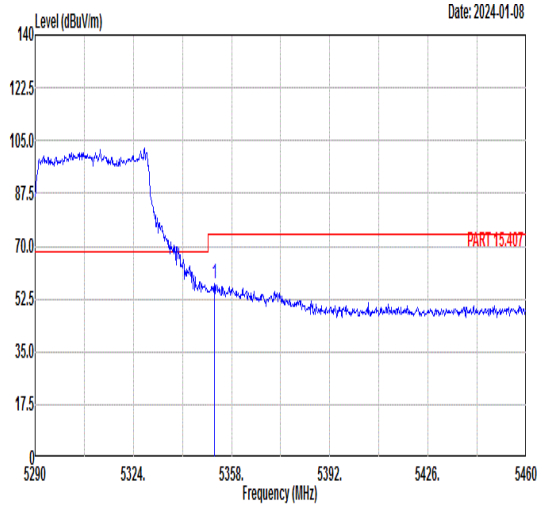 Freq Level Limit Line Margin (dB) Read Level Ant Factor Cable Loss Preamp Factor APos TPos Remark MHz dBuV/m dBuV/m dBuV dB/m dB dB cm deg 1 5352.05 57.42 74.00 -16.58 44.26 35.99 9.38 32.21 100 103 PEAK	Blank
Avg	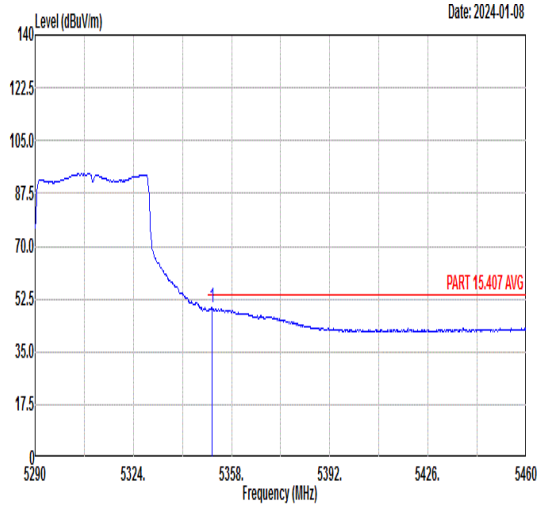 Freq Level Limit Line Margin (dB) Read Level Ant Factor Cable Loss Preamp Factor APos TPos Remark MHz dBuV/m dBuV/m dBuV dB/m dB dB cm deg 1 5351.37 49.57 54.00 -4.43 36.42 35.99 9.37 32.21 100 103 AVERAGE	Blank