Mode	81	
	Band Edge - L	
	U-NII-1_5.15-5.25_802.11be EHT40_CH38_Full_5190MHz	
ANT	CDD	
Pol.	Vertical	Fundamental
Peak	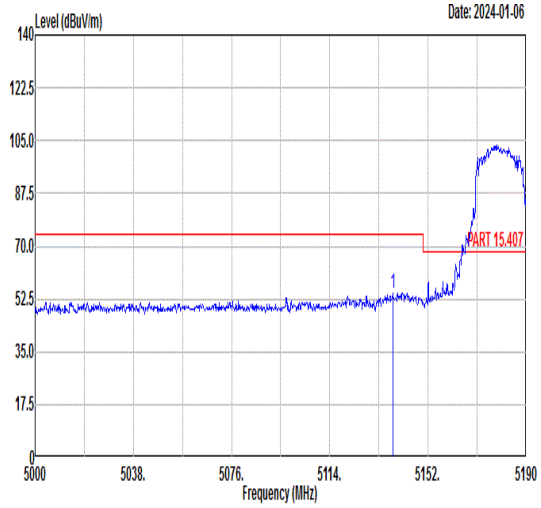 Freq Level Limit Line Margin Read Level Ant Factor Cable Loss Preamp Factor APos TPos Remark MHz dBuV/m dBuV/m dB dBuV dB/m dB dB cm deg 1 5138.32 54.52 74.00 -19.48 42.40 36.12 8.51 32.51 265 168 PEAK	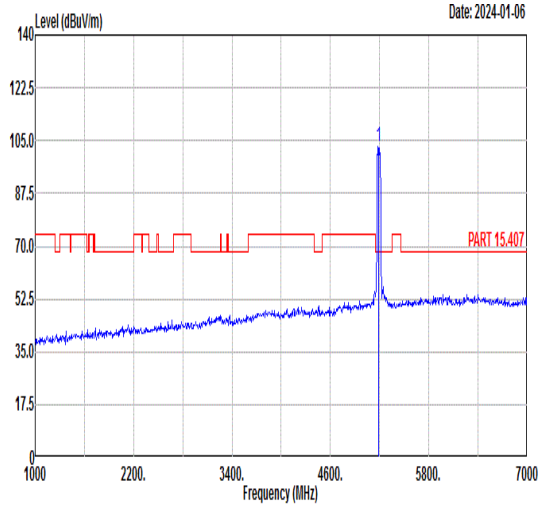 Freq Level Limit Line Margin Read Level Ant Factor Cable Loss Preamp Factor APos TPos Remark MHz dBuV/m dBuV/m dB dBuV dB/m dB dB cm deg 1 5190.00 103.04 ------ ------ 90.81 36.09 8.59 32.45 265 168 PEAK
Avg	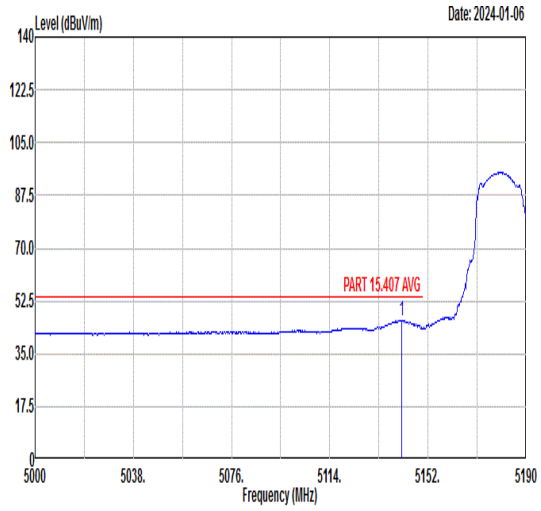 Freq Level Limit Line Margin Read Level Ant Factor Cable Loss Preamp Factor APos TPos Remark MHz dBuV/m dBuV/m dB dBuV dB/m dB dB cm deg 1 5141.93 45.96 54.00 -8.04 33.83 36.11 8.52 32.50 265 168 AVERAGE	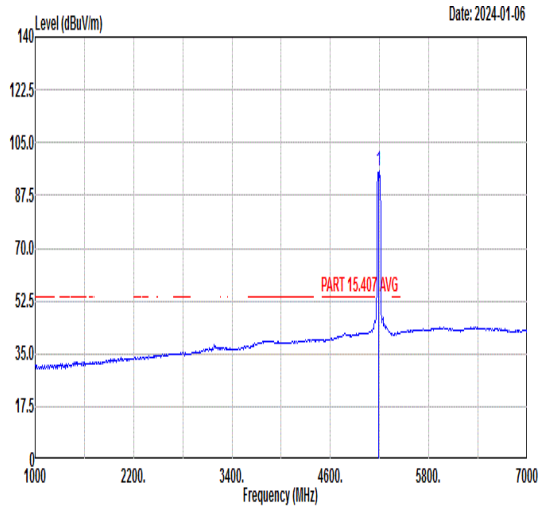 Freq Level Limit Line Margin Read Level Ant Factor Cable Loss Preamp Factor APos TPos Remark MHz dBuV/m dBuV/m dB dBuV dB/m dB dB cm deg 1 5190.00 95.42 ------ ------ 83.13 36.08 8.63 32.42 265 168 AVERAGE

Mode	81	
	Band Edge - R	
	U-NII-1_5.15-5.25_802.11be EHT40_CH38_Full_5190MHz	
ANT	CDD	
Pol.	Vertical	Fundamental
Peak	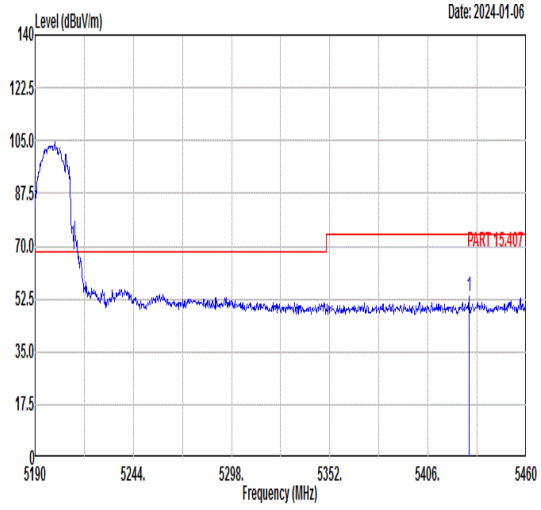 Freq Level Limit Line Margin Read Level Ant Factor Cable Loss Preamp Factor APos TPos Remark MHz dBuV/m dBuV/m dB dBuV dB/m dB dB cm deg 1 5428.41 53.14 74.00 -20.86 39.63 35.94 9.67 32.10 265 168 PEAK	Blank
Avg	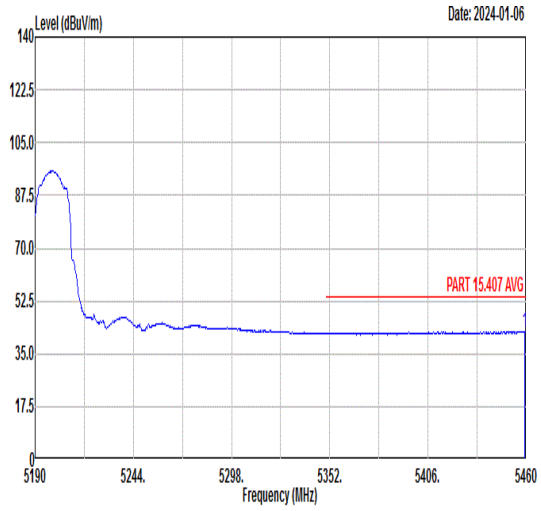 Freq Level Limit Line Margin Read Level Ant Factor Cable Loss Preamp Factor APos TPos Remark MHz dBuV/m dBuV/m dB dBuV dB/m dB dB cm deg 1 5459.19 42.40 54.00 -11.60 28.85 35.92 9.69 32.06 265 168 AVERAGE	Blank

Mode	81	
	Harmonic	
	U-NII-1_5.15-5.25_802.11be EHT40_CH38_Full_5190MHz	
ANT	CDD	
Pol.	Horizontal	Vertical
Peak Avg	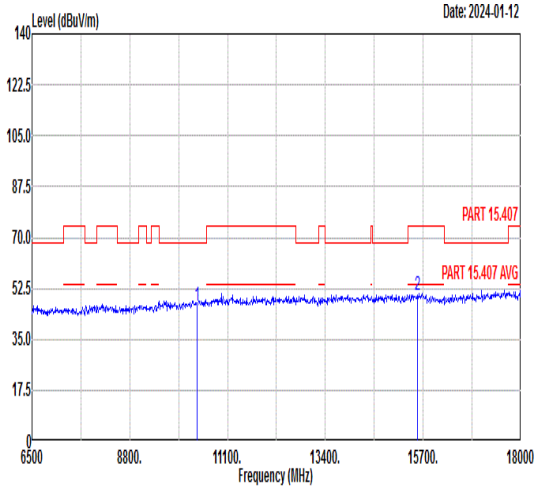 Freq Level Limit Line Margin Read Level Ant Factor Cable Loss Preamp Factor APos TPos Remark MHz dBuV/m dBuV/m dB dBuV dB/m dB dB cm deg 1 10380.00 46.27 68.30 -22.03 59.09 38.75 12.08 63.65 --- --- Peak 2 15570.00 49.96 74.00 -24.04 58.60 40.76 14.60 64.00 --- --- Peak	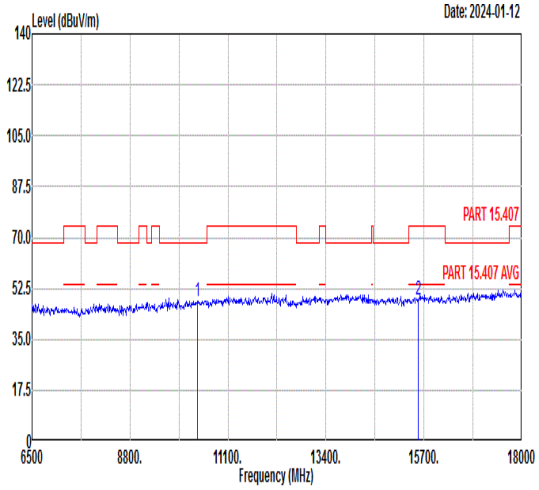 Freq Level Limit Line Margin Read Level Ant Factor Cable Loss Preamp Factor APos TPos Remark MHz dBuV/m dBuV/m dB dBuV dB/m dB dB cm deg 1 10380.00 48.24 68.30 -20.06 61.06 38.75 12.08 63.65 --- --- Peak 2 15570.00 48.75 74.00 -25.25 57.39 40.76 14.60 64.00 --- --- Peak

Mode	82	
	Harmonic	
	U-NII-1_5.15-5.25_802.11be EHT40_CH46_Full_5230MHz	
ANT	CDD	
Pol.	Horizontal	Vertical
Peak Avg	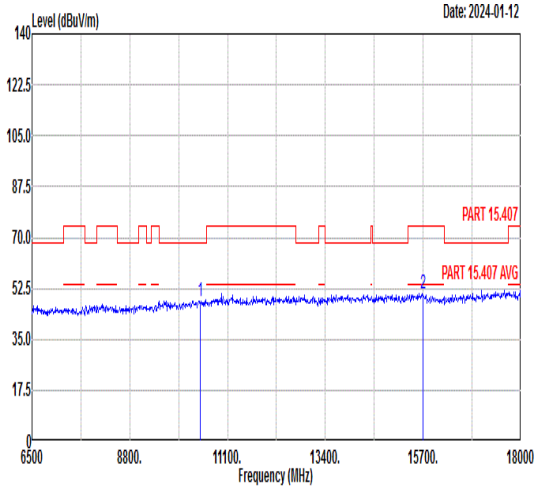 Freq Level Limit Line Margin Read Level Ant Factor Cable Loss Preamp Factor APos TPos Remark MHz dBuV/m dBuV/m dB dBuV dB/m dB dB cm deg 1 10460.00 47.87 68.30 -20.43 60.58 38.78 12.13 63.62 --- --- Peak 2 15690.00 50.56 74.00 -23.44 59.10 40.85 14.65 64.04 --- --- Peak	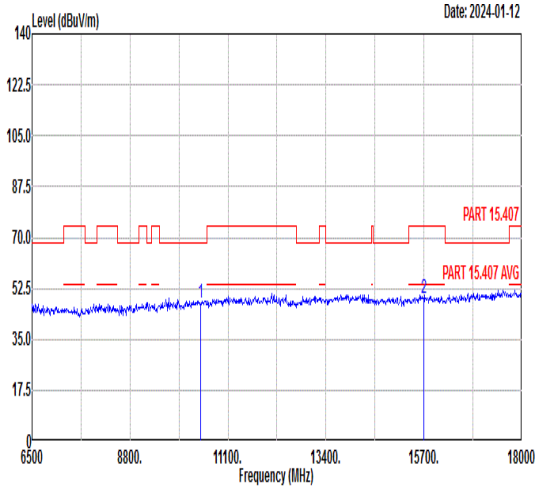 Freq Level Limit Line Margin Read Level Ant Factor Cable Loss Preamp Factor APos TPos Remark MHz dBuV/m dBuV/m dB dBuV dB/m dB dB cm deg 1 10460.00 47.50 68.30 -20.80 60.21 38.78 12.13 63.62 --- --- Peak 2 15690.00 48.88 74.00 -25.12 57.42 40.85 14.65 64.04 --- --- Peak

Mode	83	
	Harmonic	
	U-NII-2A_5.25-5.35_802.11be EHT40_CH54_Full_5270MHz	
ANT	CDD	
Pol.	Horizontal	Vertical
Peak Avg	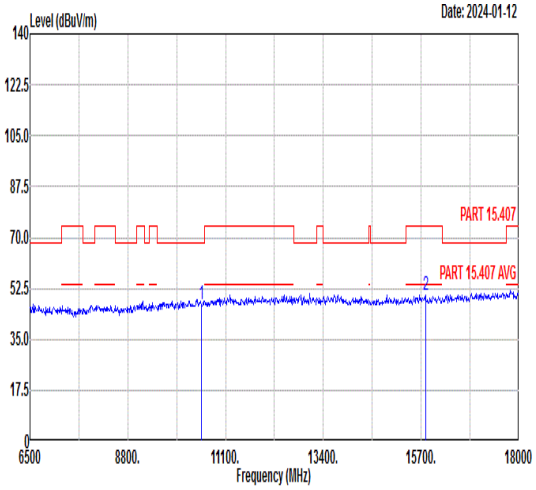 Freq Level Limit Line Margin Read Level Ant Factor Cable Loss Preamp Factor APos TPos Remark MHz dBuV/m dBuV/m dB dBuV dB/m dB dB cm deg 1 10540.00 47.21 68.30 -21.09 59.79 38.82 12.19 63.59 --- --- Peak 2 15810.00 49.99 74.00 -24.01 58.41 40.95 14.71 64.08 --- --- Peak	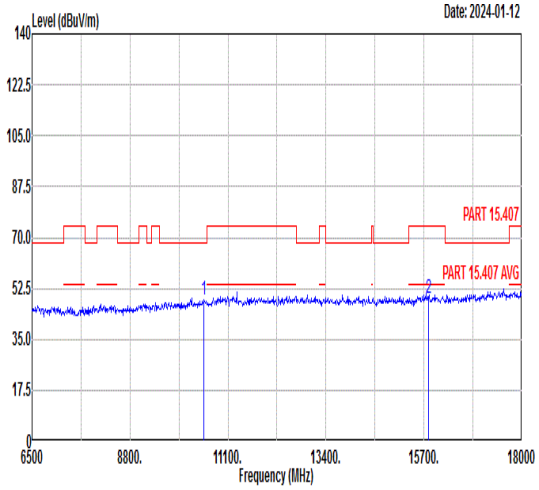 Freq Level Limit Line Margin Read Level Ant Factor Cable Loss Preamp Factor APos TPos Remark MHz dBuV/m dBuV/m dB dBuV dB/m dB dB cm deg 1 10540.00 48.44 68.30 -19.86 61.02 38.82 12.19 63.59 --- --- Peak 2 15810.00 48.98 74.00 -25.02 57.40 40.95 14.71 64.08 --- --- Peak

Mode	84	
	Band Edge - L	
	U-NII-2A_5.25-5.35_802.11be EHT40_CH62_Full_5310MHz	
ANT	CDD	
Pol.	Horizontal	Fundamental
Peak	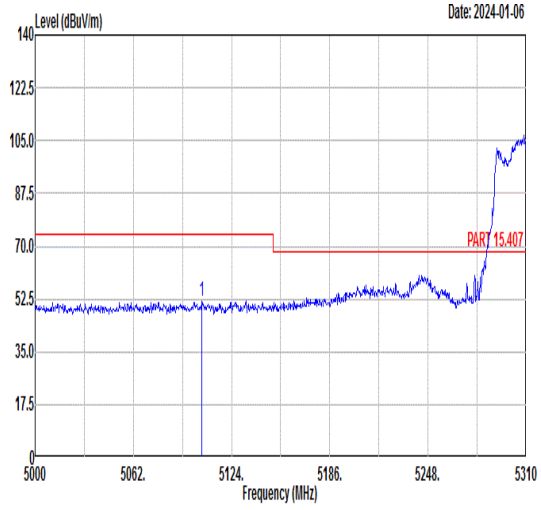 Freq Level Limit Line Margin Read Level Ant Factor Cable Loss Preamp Factor APos TPos Remark MHz dBuV/m dBuV/m dB dBuV dB/m dB dB cm deg 1 5105.40 51.87 74.00 -22.13 39.83 36.14 8.45 32.55 400 99 PEAK	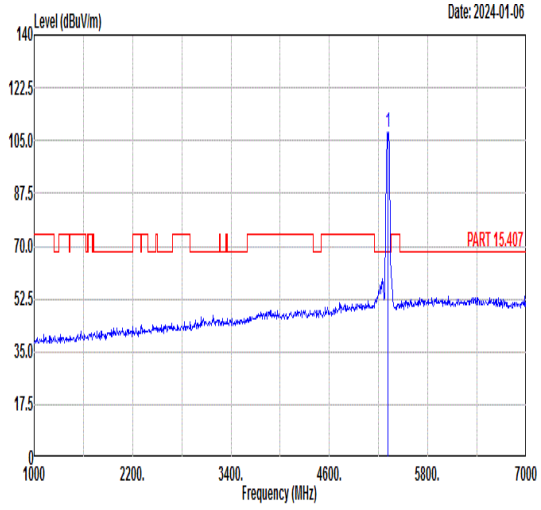 Freq Level Limit Line Margin Read Level Ant Factor Cable Loss Preamp Factor APos TPos Remark MHz dBuV/m dBuV/m dB dBuV dB/m dB dB cm deg 1 5310.00 107.77 ------ ------ 94.77 36.00 9.24 32.24 400 99 PEAK
Avg	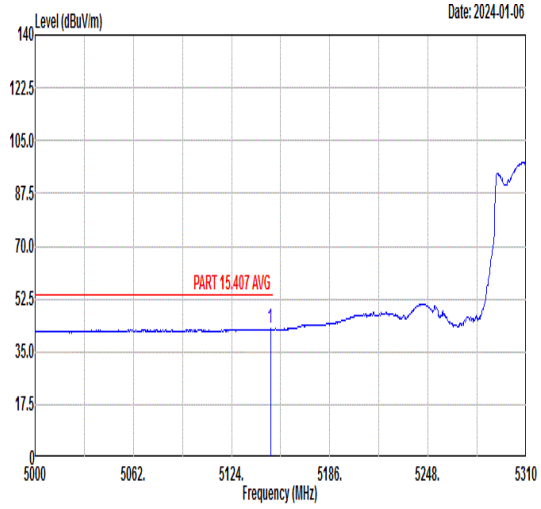 Freq Level Limit Line Margin Read Level Ant Factor Cable Loss Preamp Factor APos TPos Remark MHz dBuV/m dBuV/m dB dBuV dB/m dB dB cm deg 1 5148.49 42.55 54.00 -11.45 30.40 36.11 8.53 32.49 400 99 AVERAGE	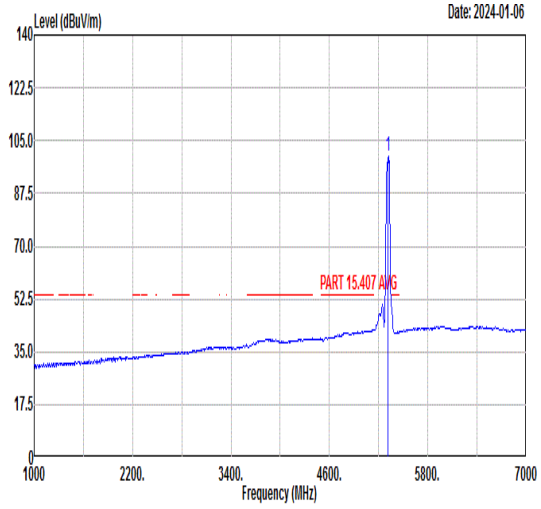 Freq Level Limit Line Margin Read Level Ant Factor Cable Loss Preamp Factor APos TPos Remark MHz dBuV/m dBuV/m dB dBuV dB/m dB dB cm deg 1 5310.00 99.69 ------ ------ 86.69 36.00 9.24 32.24 400 99 AVERAGE

Mode	84	
	Band Edge - R	
	U-NII-2A_5.25-5.35_802.11be EHT40_CH62_Full_5310MHz	
ANT	CDD	
Pol.	Horizontal	Fundamental
Peak	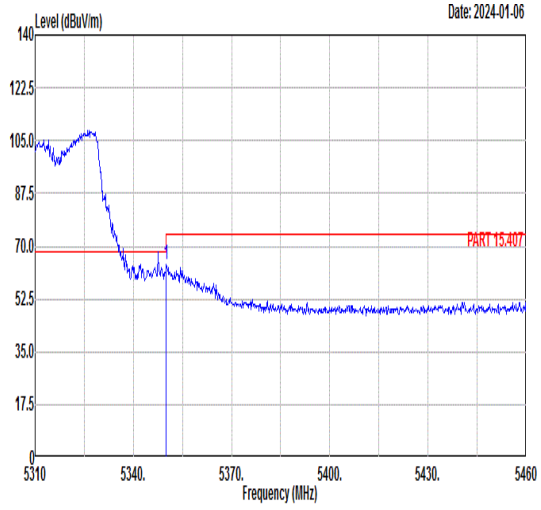 Freq Level Limit Line Margin Read Level Ant Factor Cable Loss Preamp Factor APos TPos Remark MHz dBuV/m dBuV/m dB dBuV dB/m dB dB cm deg 1 5350.05 63.70 74.00 -10.30 50.55 35.99 9.37 32.21 400 99 PEAK	Blank
Avg	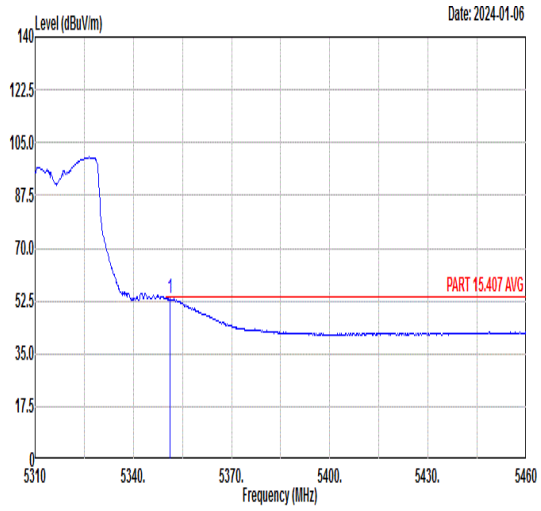 Freq Level Limit Line Margin Read Level Ant Factor Cable Loss Preamp Factor APos TPos Remark MHz dBuV/m dBuV/m dB dBuV dB/m dB dB cm deg 1 5351.10 53.30 54.00 -0.70 40.15 35.99 9.37 32.21 400 99 AVERAGE	Blank

Mode	84	
	Band Edge - L	
	U-NII-2A_5.25-5.35_802.11be EHT40_CH62_Full_5310MHz	
ANT	CDD	
Pol.	Vertical	Fundamental
Peak	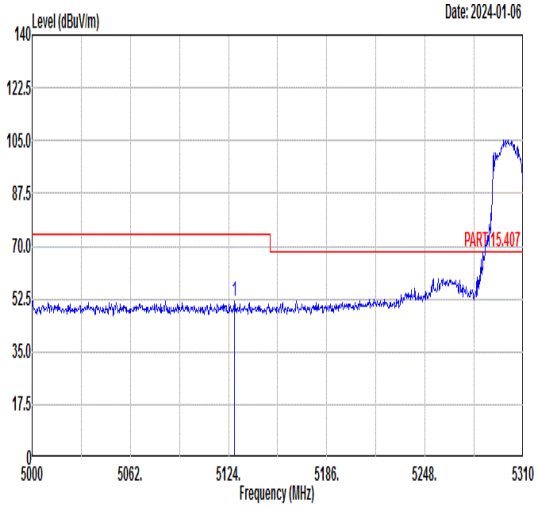 Freq Level Limit Line Margin Read Level Ant Factor Cable Loss Preamp Factor APos TPos Remark MHz dBuV/m dBuV/m dB dBuV dB/m dB dB cm deg 1 5127.72 51.89 74.00 -22.11 39.80 36.12 8.49 32.52 311 164 PEAK	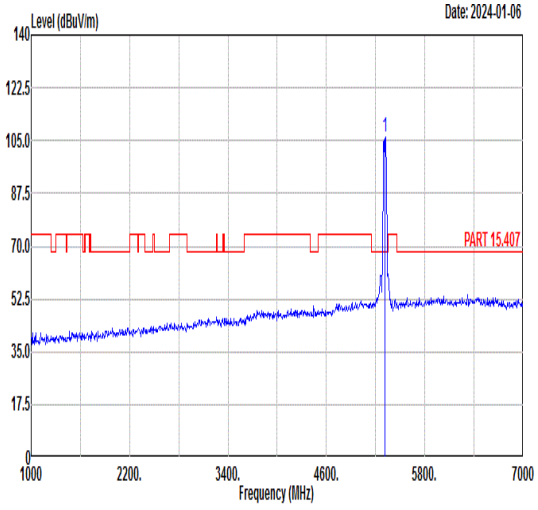 Freq Level Limit Line Margin Read Level Ant Factor Cable Loss Preamp Factor APos TPos Remark MHz dBuV/m dBuV/m dB dBuV dB/m dB dB cm deg 1 5310.00 106.35 ------ ------ 93.38 36.01 9.21 32.25 311 164 PEAK
Avg	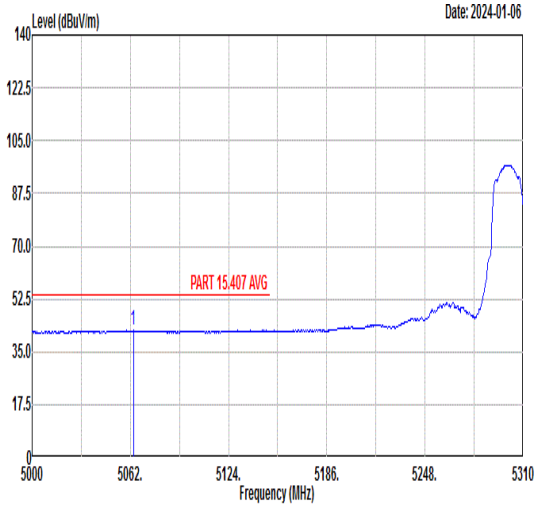 Freq Level Limit Line Margin Read Level Ant Factor Cable Loss Preamp Factor APos TPos Remark MHz dBuV/m dBuV/m dB dBuV dB/m dB dB cm deg 1 5063.86 42.07 54.00 -11.93 30.14 36.16 8.38 32.61 311 164 AVERAGE	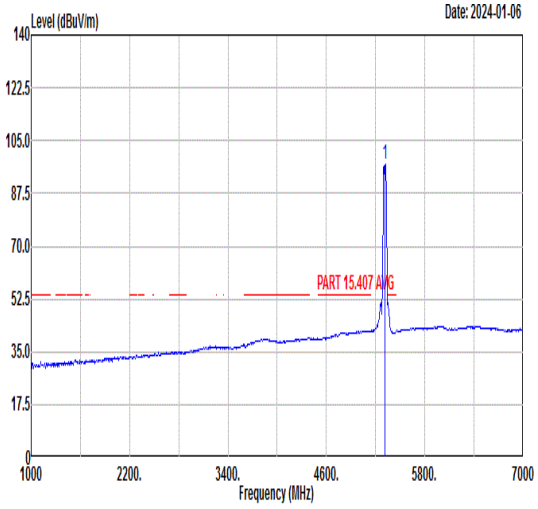 Freq Level Limit Line Margin Read Level Ant Factor Cable Loss Preamp Factor APos TPos Remark MHz dBuV/m dBuV/m dB dBuV dB/m dB dB cm deg 1 5310.00 97.10 ------ ------ 84.13 36.01 9.21 32.25 311 164 AVERAGE

Mode	84	
	Band Edge - R	
	U-NII-2A_5.25-5.35_802.11be EHT40_CH62_Full_5310MHz	
ANT	CDD	
Pol.	Vertical	Fundamental
Peak	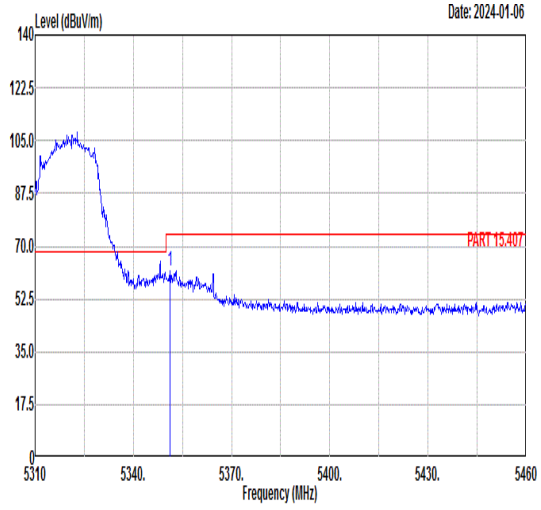 Freq Level Limit Line Margin Read Level Ant Factor Cable Loss Preamp Factor APos TPos Remark MHz dBuV/m dBuV/m dB dBuV dB/m dB dB cm deg 1 5351.10 61.76 74.00 -12.24 48.61 35.99 9.37 32.21 311 164 PEAK	Blank
Avg	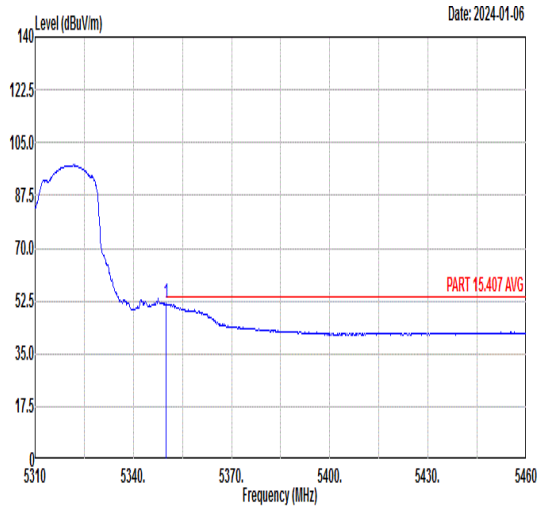 Freq Level Limit Line Margin Read Level Ant Factor Cable Loss Preamp Factor APos TPos Remark MHz dBuV/m dBuV/m dB dBuV dB/m dB dB cm deg 1 5350.05 51.64 54.00 -2.36 38.49 35.99 9.37 32.21 311 164 AVERAGE	Blank

Mode	84	
	Harmonic	
	U-NII-2A_5.25-5.35_802.11be EHT40_CH62_Full_5310MHz	
ANT	CDD	
Pol.	Horizontal	Vertical
Peak Avg	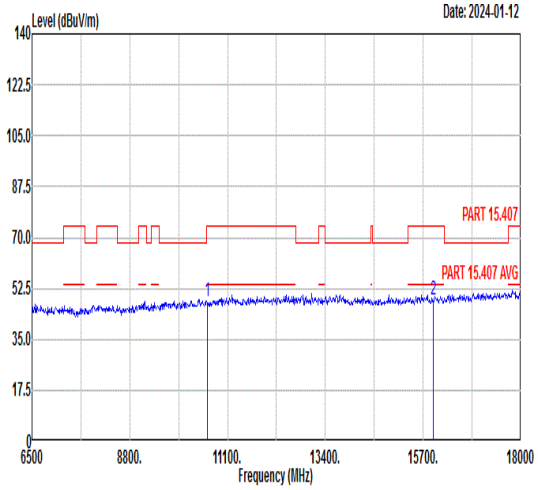 Freq Level Limit Line Margin Read Level Ant Factor Cable Loss Preamp Factor APos TPos Remark MHz dBuV/m dBuV/m dB dBuV dB/m dB dB cm deg 1 10620.00 48.29 74.00 -25.71 60.75 38.85 12.25 63.56 --- --- Peak 2 15930.00 48.35 74.00 -25.65 56.67 41.04 14.76 64.12 --- --- Peak	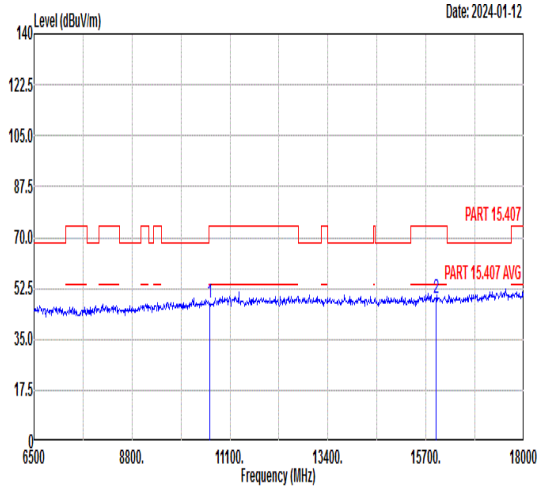 Freq Level Limit Line Margin Read Level Ant Factor Cable Loss Preamp Factor APos TPos Remark MHz dBuV/m dBuV/m dB dBuV dB/m dB dB cm deg 1 10620.00 47.73 74.00 -26.27 60.19 38.85 12.25 63.56 --- --- Peak 2 15930.00 49.37 74.00 -24.63 57.69 41.04 14.76 64.12 --- --- Peak

Mode	85
	Band Edge - L
	U-NII-2C_5.47-5.725_802.11be EHT40_CH102_Full_5510MHz
ANT	CDD

Pol.	Horizontal	Fundamental
Peak	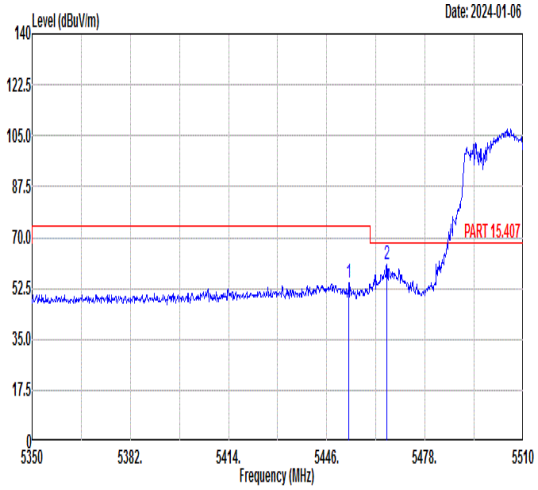 Freq Level Limit Line Margin Read Level Ant Factor Cable Loss Preamp Factor APos TPos Remark MHz dBuV/m dBuV/m dB dBuV dB/m dB dB cm deg 1 5453.20 54.26 74.00 -19.74 40.72 35.93 9.68 32.07 100 241 PEAK 2 5465.52 60.88 68.30 -7.42 47.32 35.92 9.69 32.05 100 241 PEAK	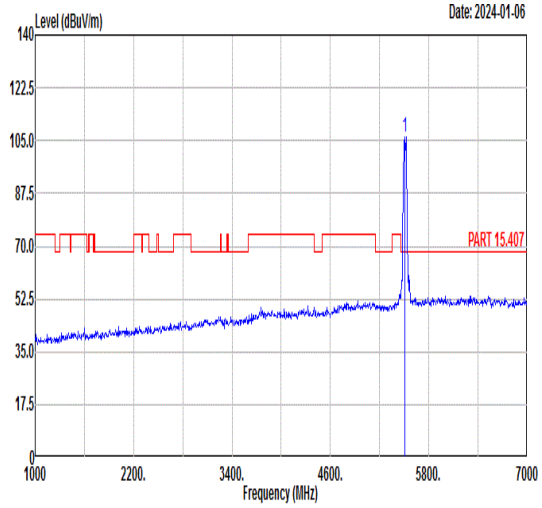 Freq Level Limit Line Margin Read Level Ant Factor Cable Loss Preamp Factor APos TPos Remark MHz dBuV/m dBuV/m dB dBuV dB/m dB dB cm deg 1 5510.00 106.19 ------ ------ 92.56 35.93 9.72 32.02 100 241 PEAK
Avg	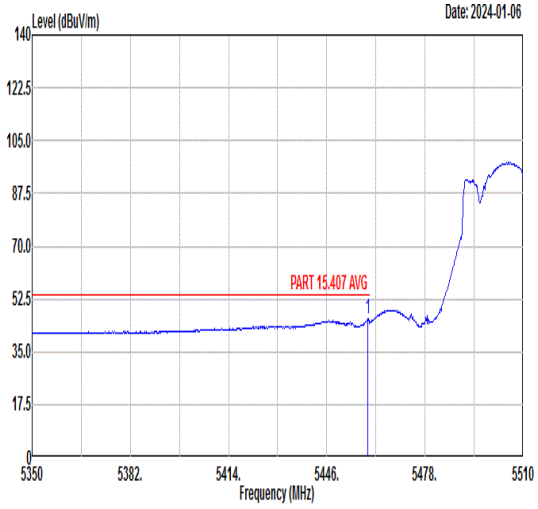 Freq Level Limit Line Margin Read Level Ant Factor Cable Loss Preamp Factor APos TPos Remark MHz dBuV/m dBuV/m dB dBuV dB/m dB dB cm deg 1 5459.44 45.76 54.00 -8.24 32.21 35.92 9.69 32.06 100 241 AVERAGE	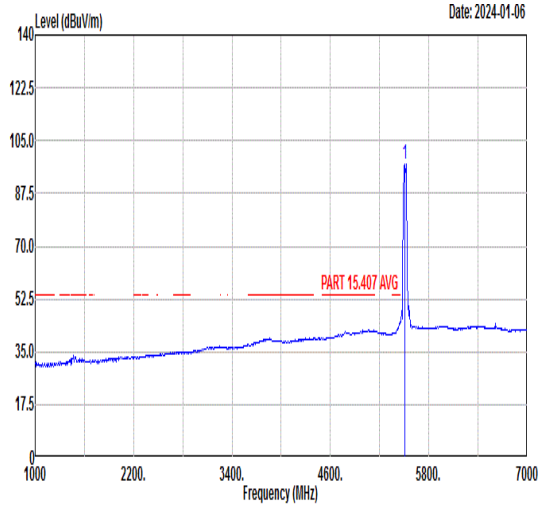 Freq Level Limit Line Margin Read Level Ant Factor Cable Loss Preamp Factor APos TPos Remark MHz dBuV/m dBuV/m dB dBuV dB/m dB dB cm deg 1 5510.00 97.33 ------ ------ 83.72 35.91 9.71 32.01 100 241 AVERAGE

Mode	85	
	Band Edge - R	
	U-NII-2C_5.47-5.725_802.11be EHT40_CH102_Full_5510MHz	
ANT	CDD	
Pol.	Horizontal	Fundamental
Peak	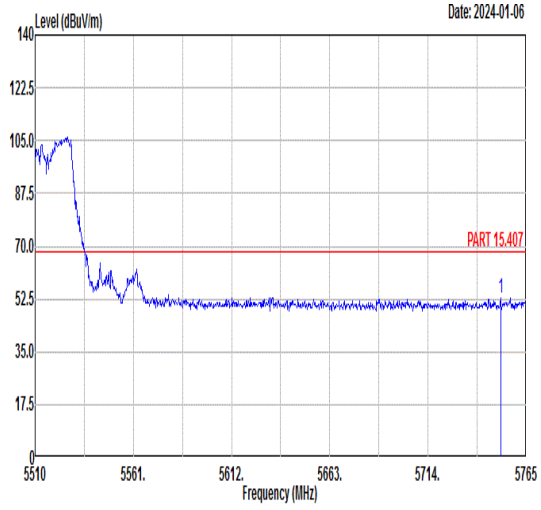 Freq Level Limit Line Margin Read Level Ant Factor Cable Loss Preamp Factor APos TPos Remark MHz dBuV/m dBuV/m dB dBuV dB/m dB dB cm deg 1 5751.74 53.08 68.30 -15.22 39.01 36.25 10.07 32.25 100 241 PEAK	Blank

Mode	85
	Band Edge - L
	U-NII-2C_5.47-5.725_802.11be EHT40_CH102_Full_5510MHz
ANT	CDD

Pol.	Vertical	Fundamental
Peak	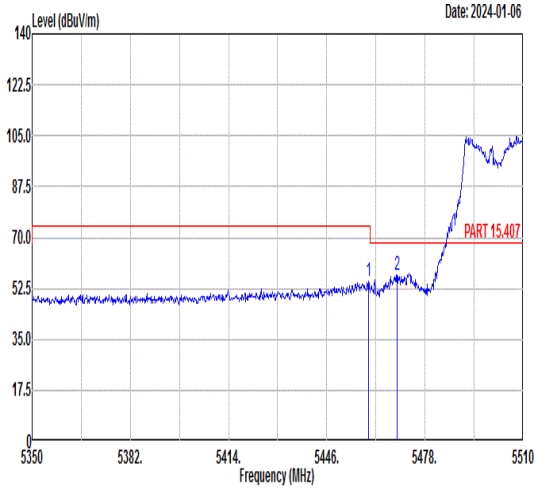 Freq Level Limit Line Margin Read Level Ant Factor Cable Loss Preamp Factor APos TPos Remark MHz dBuV/m dBuV/m dB dBuV dB/m dB dB cm deg 1 5459.60 54.70 74.00 -19.30 41.15 35.92 9.69 32.06 332 197 PEAK 2 5468.88 57.32 68.30 -10.98 43.75 35.92 9.69 32.04 332 197 PEAK	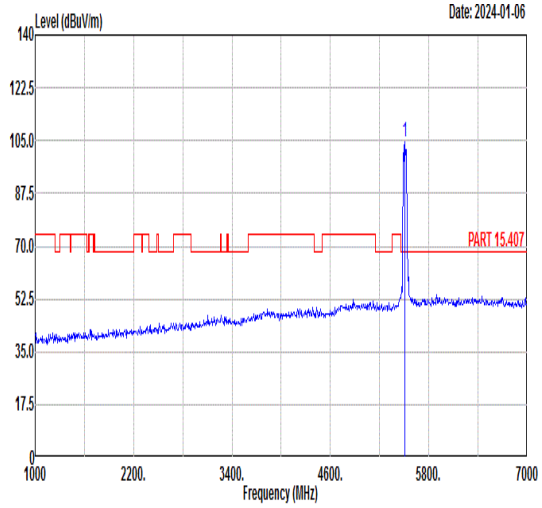 Freq Level Limit Line Margin Read Level Ant Factor Cable Loss Preamp Factor APos TPos Remark MHz dBuV/m dBuV/m dB dBuV dB/m dB dB cm deg 1 5510.00 104.38 ------ ------ 90.76 35.92 9.71 32.01 332 197 PEAK
Avg	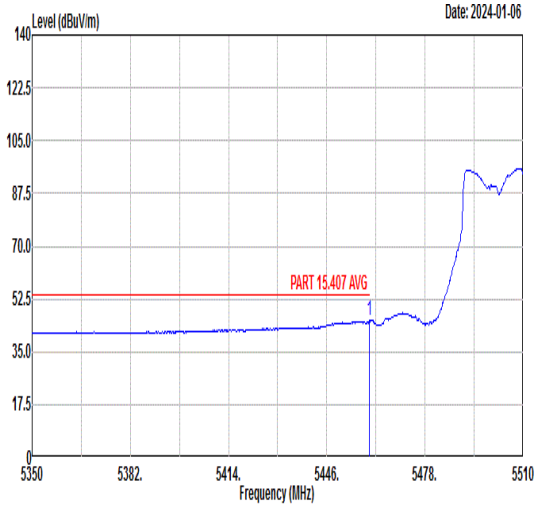 Freq Level Limit Line Margin Read Level Ant Factor Cable Loss Preamp Factor APos TPos Remark MHz dBuV/m dBuV/m dB dBuV dB/m dB dB cm deg 1 5459.76 45.67 54.00 -8.33 32.12 35.92 9.69 32.06 332 197 AVERAGE	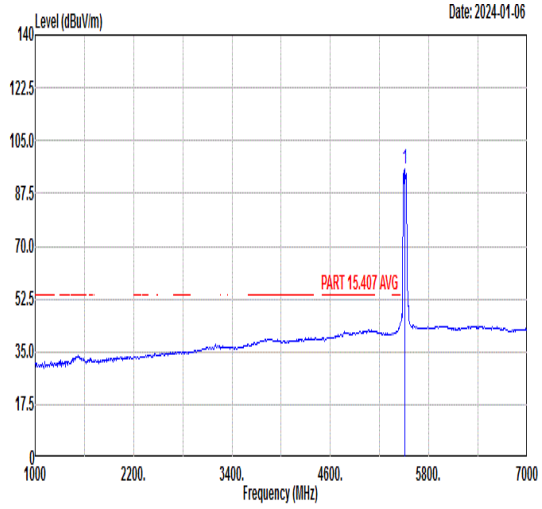 Freq Level Limit Line Margin Read Level Ant Factor Cable Loss Preamp Factor APos TPos Remark MHz dBuV/m dBuV/m dB dBuV dB/m dB dB cm deg 1 5510.00 95.72 ------ ------ 82.10 35.92 9.71 32.01 332 197 AVERAGE

Mode	85	
	Band Edge - R	
	U-NII-2C_5.47-5.725_802.11be EHT40_CH102_Full_5510MHz	
ANT	CDD	
Pol.	Vertical	Fundamental
Peak	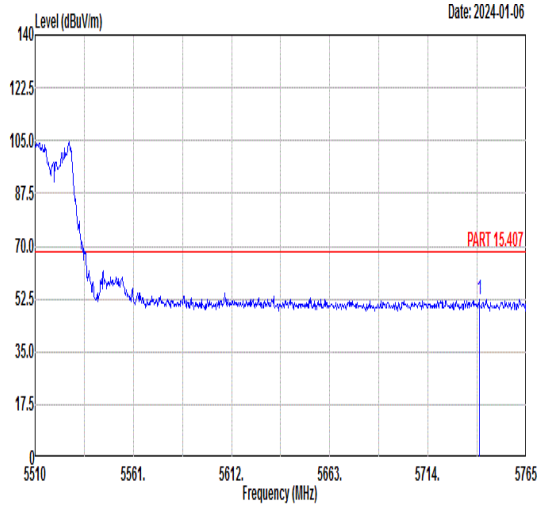 Freq Level Limit Line Margin Read Level Ant Factor Cable Loss Preamp Factor APos TPos Remark MHz dBuV/m dBuV/m dB dBuV dB/m dB dB cm deg 1 5740.52 52.37 68.30 -15.93 38.32 36.24 10.05 32.24 332 197 PEAK	Blank

Mode	85	
	Harmonic	
	U-NII-2C_5.47-5.725_802.11be EHT40_CH102_Full_5510MHz	
ANT	CDD	
Pol.	Horizontal	Vertical
Peak Avg	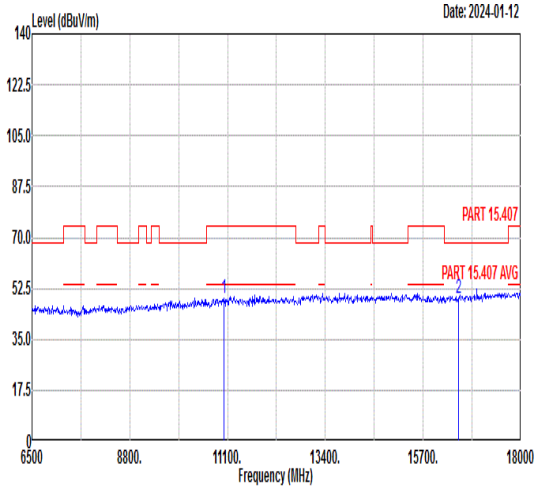 Freq Level Limit Line Margin Read Level Ant Factor Cable Loss Preamp Factor APos TPos Remark MHz dBuV/m dBuV/m dB dBuV dB/m dB dB cm deg 1 11020.00 49.31 74.00 -24.69 61.18 39.01 12.54 63.42 --- --- Peak 2 16530.00 49.07 68.30 -19.23 57.21 41.36 15.19 64.69 --- --- Peak	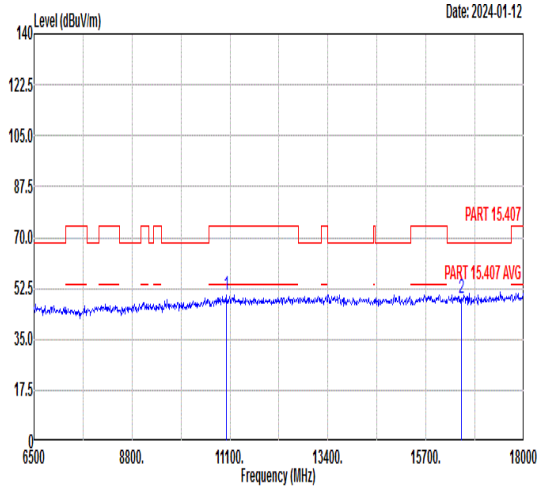 Freq Level Limit Line Margin Read Level Ant Factor Cable Loss Preamp Factor APos TPos Remark MHz dBuV/m dBuV/m dB dBuV dB/m dB dB cm deg 1 11020.00 50.03 74.00 -23.97 61.90 39.01 12.54 63.42 --- --- Peak 2 16530.00 48.96 68.30 -19.34 57.10 41.36 15.19 64.69 --- --- Peak

Mode	86	
	Harmonic	
	U-NII-2C_5.47-5.725_802.11be EHT40_CH110_Full_5550MHz	
ANT	CDD	
Pol.	Horizontal	Vertical
Peak Avg	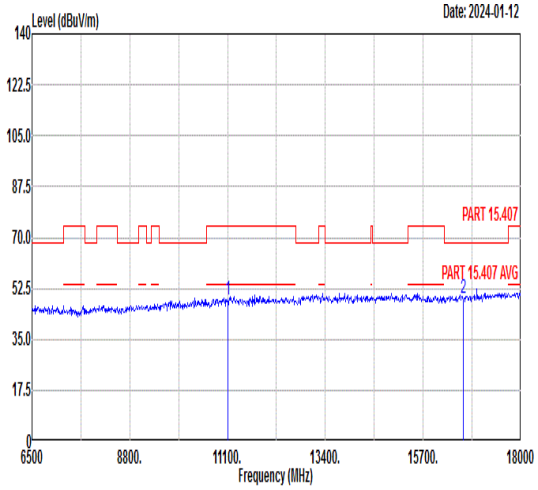 Freq Level Limit Line Margin Read Level Ant Factor Cable Loss Preamp Factor APos TPos Remark MHz dBuV/m dBuV/m dB dBuV dB/m dB dB cm deg 1 11100.00 48.40 74.00 -25.60 60.19 39.04 12.59 63.42 --- --- Peak 2 16650.00 49.24 68.30 -19.06 57.36 41.42 15.28 64.82 --- --- Peak	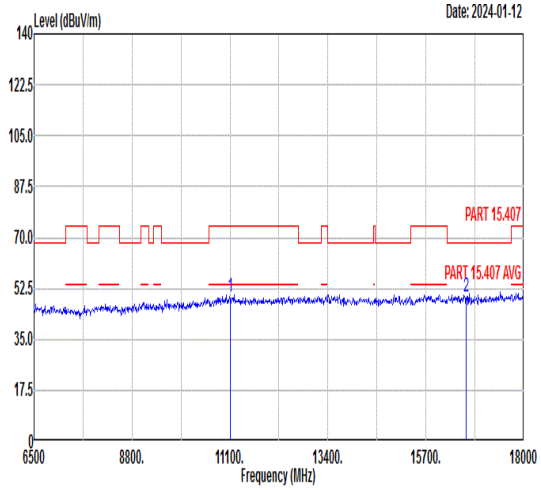 Freq Level Limit Line Margin Read Level Ant Factor Cable Loss Preamp Factor APos TPos Remark MHz dBuV/m dBuV/m dB dBuV dB/m dB dB cm deg 1 11100.00 49.43 74.00 -24.57 61.22 39.04 12.59 63.42 --- --- Peak 2 16650.00 49.40 68.30 -18.90 57.52 41.42 15.28 64.82 --- --- Peak

Mode	87	
	Band Edge - L	
	U-NII-2C_5.47-5.725_802.11be EHT40_CH134_Full_5670MHz	
ANT	CDD	
Pol.	Horizontal	Fundamental
Peak	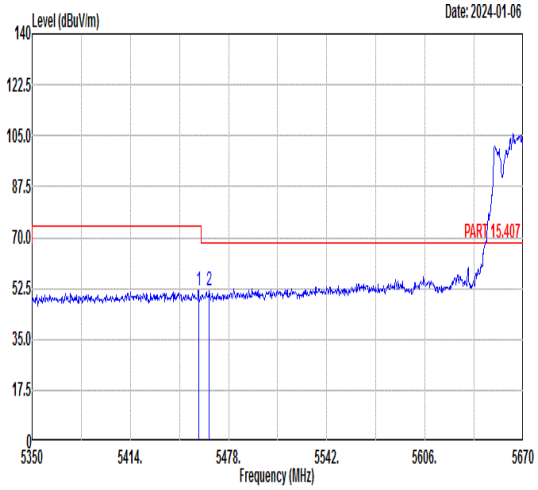 Freq Level Limit Line Margin Read Level Ant Factor Cable Loss Preamp Factor APos TPos Remark MHz dBuV/m dBuV/m dB dBuV dB/m dB dB cm deg 1 5458.48 51.60 74.00 -22.40 38.05 35.92 9.69 32.06 300 110 PEAK 2 5465.52 51.54 68.30 -16.76 37.98 35.92 9.69 32.05 300 110 PEAK	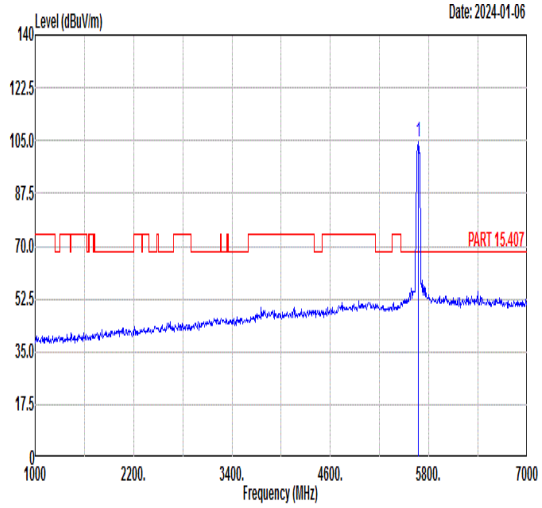 Freq Level Limit Line Margin Read Level Ant Factor Cable Loss Preamp Factor APos TPos Remark MHz dBuV/m dBuV/m dB dBuV dB/m dB dB cm deg 1 5670.00 104.73 ------ ------ 90.86 36.14 9.90 32.17 300 110 PEAK
Avg	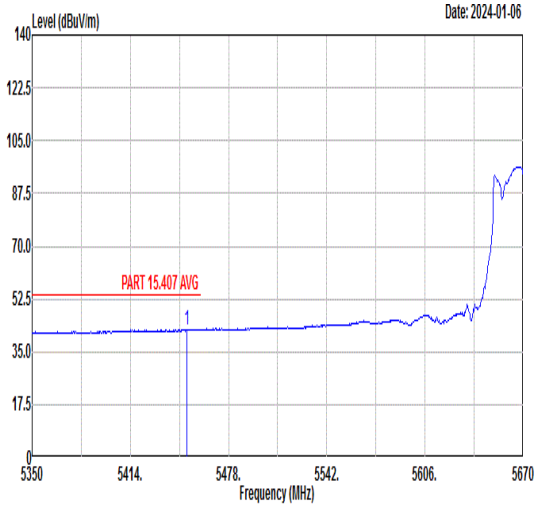 Freq Level Limit Line Margin Read Level Ant Factor Cable Loss Preamp Factor APos TPos Remark MHz dBuV/m dBuV/m dB dBuV dB/m dB dB cm deg 1 5450.80 42.41 54.00 -11.59 28.87 35.93 9.68 32.07 300 110 AVERAGE	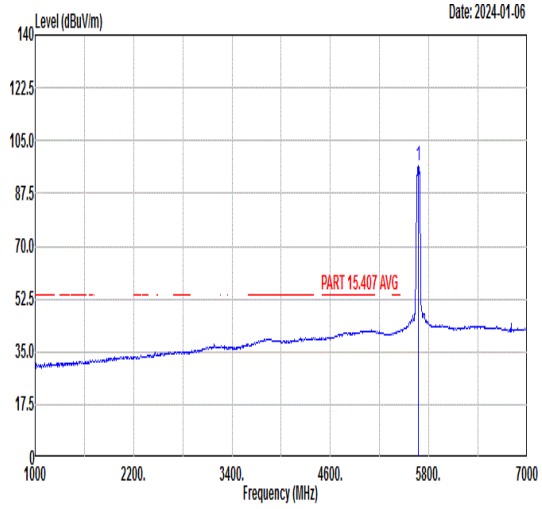 Freq Level Limit Line Margin Read Level Ant Factor Cable Loss Preamp Factor APos TPos Remark MHz dBuV/m dBuV/m dB dBuV dB/m dB dB cm deg 1 5670.00 96.42 ------ ------ 82.55 36.14 9.90 32.17 300 110 AVERAGE

Mode	87	
	Band Edge - R	
	U-NII-2C_5.47-5.725_802.11be EHT40_CH134_Full_5670MHz	
ANT	CDD	
Pol.	Horizontal	Fundamental
Peak	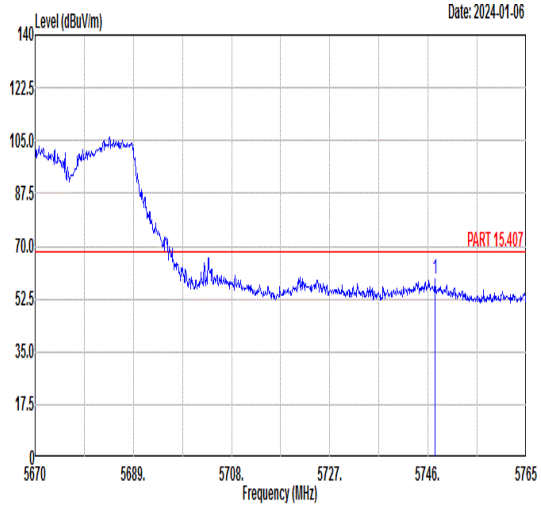 Freq Level Limit Line Margin Read Level Ant Factor Cable Loss Preamp Factor APos TPos Remark MHz dBuV/m dBuV/m dB dBuV dB/m dB dB cm deg 1 5747.43 58.97 68.30 -9.33 44.90 36.25 10.07 32.25 300 110 PEAK	Blank

Mode	87	
	Band Edge - L	
	U-NII-2C_5.47-5.725_802.11be EHT40_CH134_Full_5670MHz	
ANT	CDD	
Pol.	Vertical	Fundamental
Peak	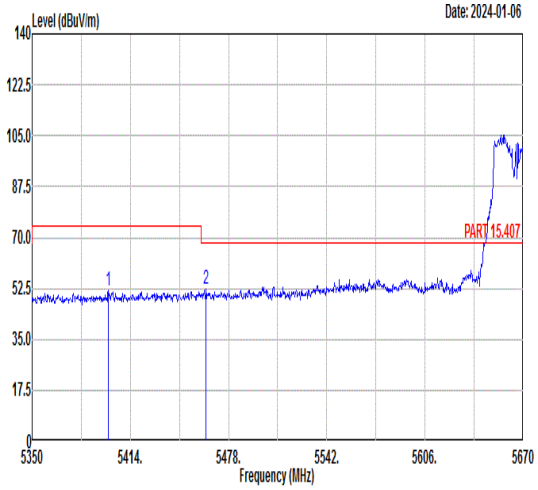 Freq Level Limit Line Margin Read Level Ant Factor Cable Loss Preamp Factor APos TPos Remark MHz dBuV/m dBuV/m dB dBuV dB/m dB dB cm deg 1 5399.60 51.76 74.00 -22.24 38.32 35.96 9.62 32.14 400 172 PEAK 2 5463.28 52.42 68.30 -15.88 38.86 35.92 9.69 32.05 400 172 PEAK	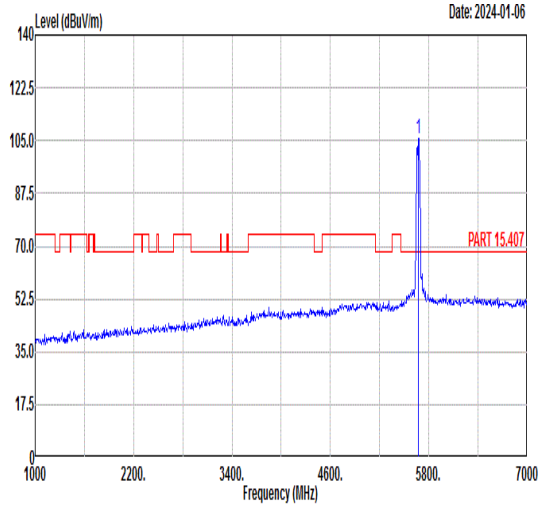 Freq Level Limit Line Margin Read Level Ant Factor Cable Loss Preamp Factor APos TPos Remark MHz dBuV/m dBuV/m dB dBuV dB/m dB dB cm deg 1 5670.00 105.79 ------ ------ 91.92 36.14 9.90 32.17 400 172 PEAK
Avg	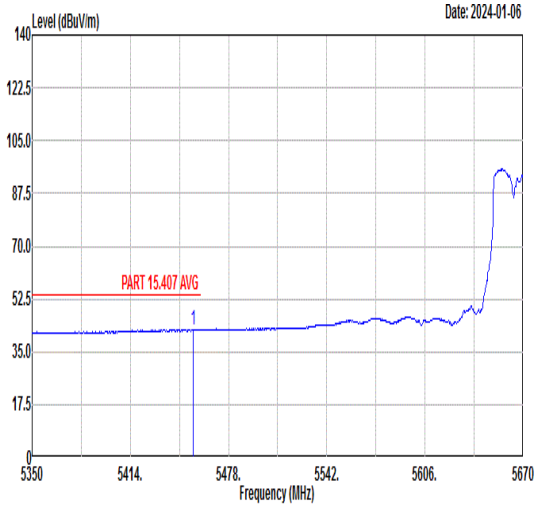 Freq Level Limit Line Margin Read Level Ant Factor Cable Loss Preamp Factor APos TPos Remark MHz dBuV/m dBuV/m dB dBuV dB/m dB dB cm deg 1 5454.96 42.52 54.00 -11.48 28.97 35.93 9.68 32.06 400 172 AVERAGE	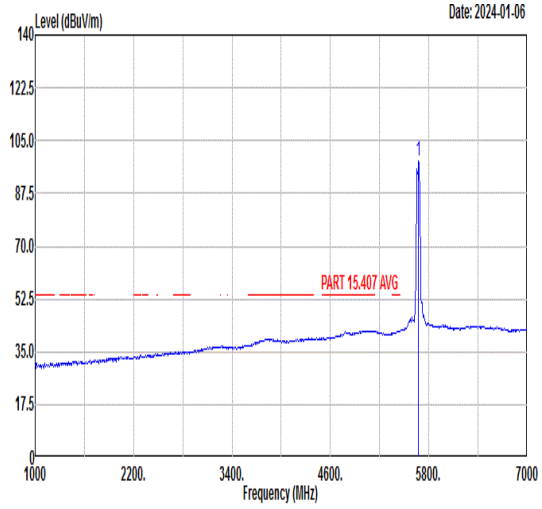 Freq Level Limit Line Margin Read Level Ant Factor Cable Loss Preamp Factor APos TPos Remark MHz dBuV/m dBuV/m dB dBuV dB/m dB dB cm deg 1 5670.00 98.15 ------ ------ 84.27 36.14 9.91 32.17 400 172 AVERAGE

Mode	87	
	Band Edge - R	
	U-NII-2C_5.47-5.725_802.11be EHT40_CH134_Full_5670MHz	
ANT	CDD	
Pol.	Vertical	Fundamental
Peak	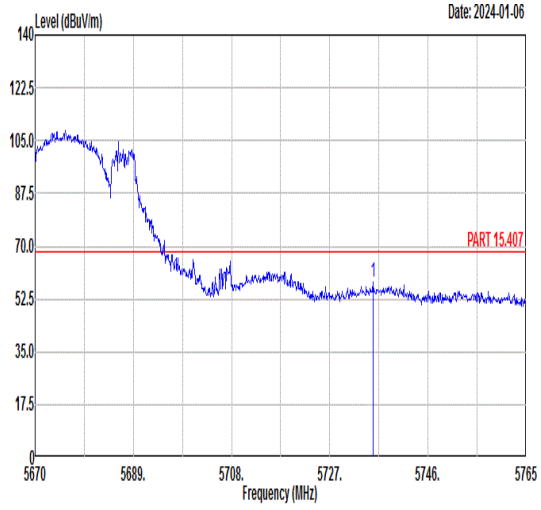 Freq Level Limit Line Margin Read Level Ant Factor Cable Loss Preamp Factor APos TPos Remark MHz dBuV/m dBuV/m dB dBuV dB/m dB dB cm deg 1 5735.46 57.89 68.30 -10.41 43.86 36.23 10.04 32.24 400 172 PEAK	Blank

Mode	87	
	Harmonic	
	U-NII-2C_5.47-5.725_802.11be EHT40_CH134_Full_5670MHz	
ANT	CDD	
Pol.	Horizontal	Vertical
Peak Avg	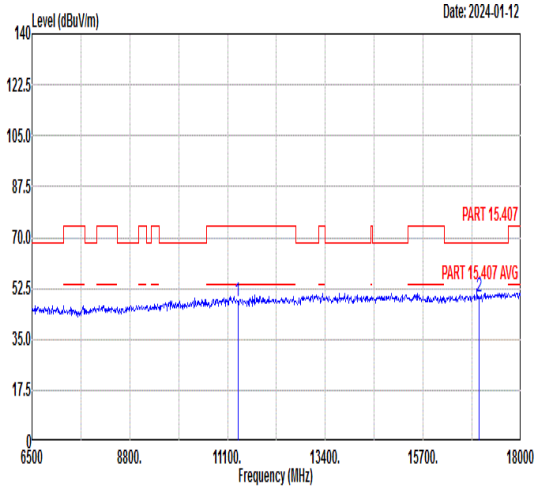 Freq Level Limit Line Margin Read Level Ant Factor Cable Loss Preamp Factor APos TPos Remark MHz dBuV/m dBuV/m dB dBuV dB/m dB dB cm deg 1 11340.00 48.22 74.00 -25.78 59.75 39.14 12.77 63.44 --- --- Peak 2 17010.00 49.82 68.30 -18.48 57.85 41.61 15.55 65.19 --- --- Peak	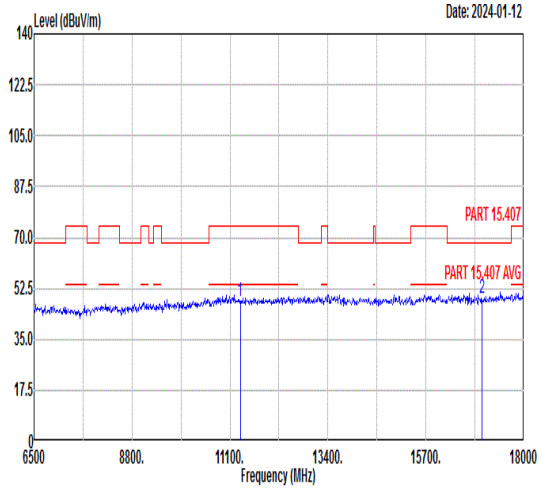 Freq Level Limit Line Margin Read Level Ant Factor Cable Loss Preamp Factor APos TPos Remark MHz dBuV/m dBuV/m dB dBuV dB/m dB dB cm deg 1 11340.00 48.32 74.00 -25.68 59.85 39.14 12.77 63.44 --- --- Peak 2 17010.00 49.02 68.30 -19.28 57.05 41.61 15.55 65.19 --- --- Peak

Mode	88	
	Band Edge - L	
	U-NII-1_5.15-5.25_802.11be EHT80_CH42_Full_5210MHz	
ANT	CDD	
Pol.	Horizontal	Fundamental
Peak	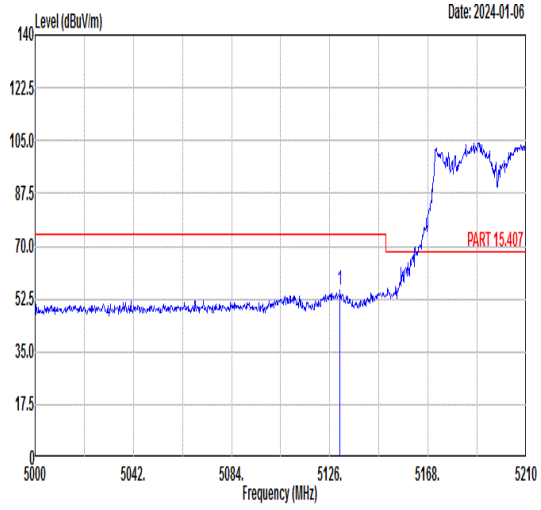 Freq Level Limit Line Margin (dB) Read Level Ant Factor Cable Loss Preamp Factor APos TPos Remark MHz dBuV/m dBuV/m dBuV dB/m dB dB cm deg 1 5130.41 55.32 74.00 -18.68 43.22 36.12 8.50 32.52 105 102 PEAK	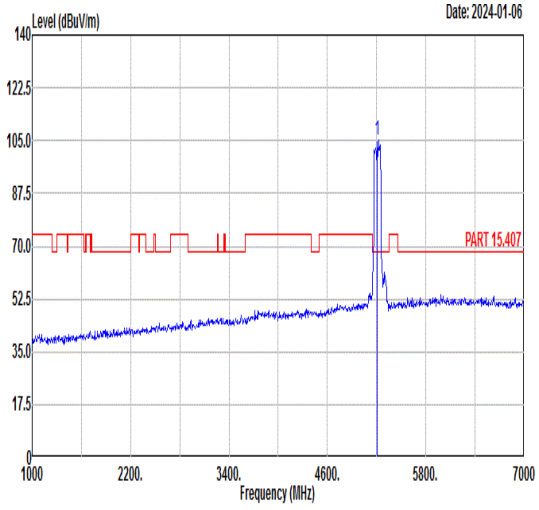 Freq Level Limit Line Margin (dB) Read Level Ant Factor Cable Loss Preamp Factor APos TPos Remark MHz dBuV/m dBuV/m dBuV dB/m dB dB cm deg 1 5210.00 105.32 ------ ------ 92.90 36.06 8.74 32.38 105 102 PEAK
Avg	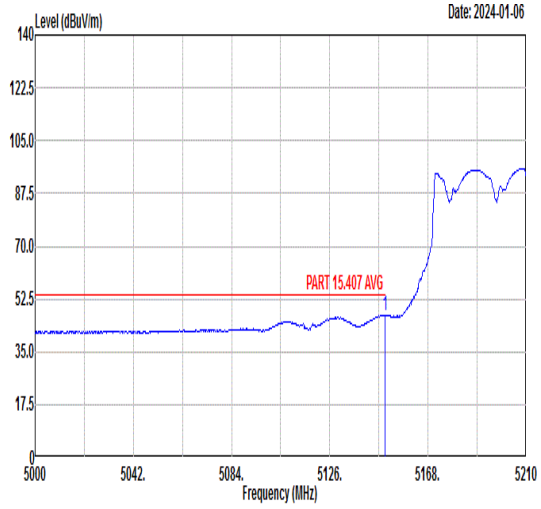 Freq Level Limit Line Margin (dB) Read Level Ant Factor Cable Loss Preamp Factor APos TPos Remark MHz dBuV/m dBuV/m dBuV dB/m dB dB cm deg 1 5149.73 47.16 54.00 -6.84 35.00 36.11 8.54 32.49 105 102 AVERAGE	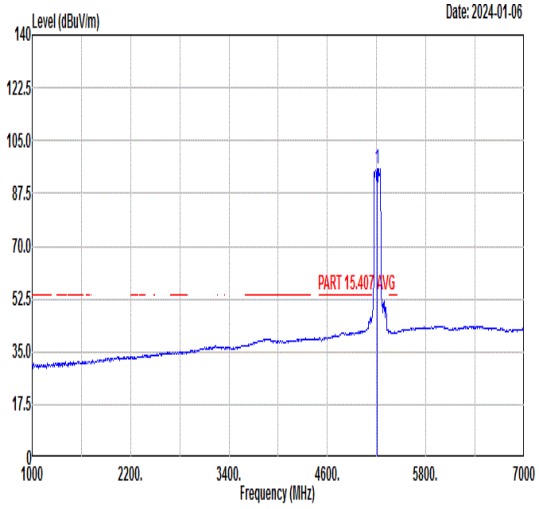 Freq Level Limit Line Margin (dB) Read Level Ant Factor Cable Loss Preamp Factor APos TPos Remark MHz dBuV/m dBuV/m dBuV dB/m dB dB cm deg 1 5210.00 95.56 ------ ------ 83.25 36.08 8.64 32.41 105 102 AVERAGE

Mode	88	
	Band Edge - R	
	U-NII-1_5.15-5.25_802.11be EHT80_CH42_Full_5210MHz	
ANT	CDD	
Pol.	Horizontal	Fundamental
Peak	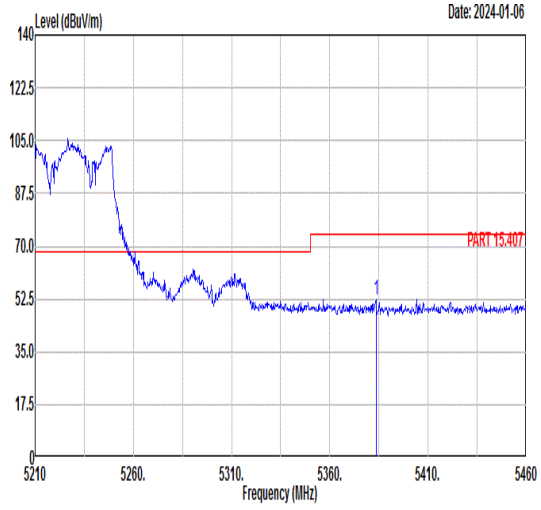 Freq Level Limit Line Margin (dB) Read Level Ant Factor Cable Loss Preamp Factor APos TPos Remark MHz dBuV/m dBuV/m dBuV dB/m dB dB cm deg 1 5383.50 52.46 74.00 -21.54 39.11 35.97 9.54 32.16 105 102 PEAK	Blank
Avg	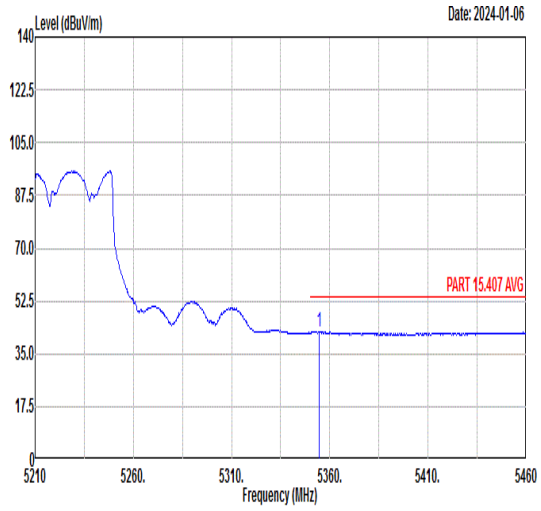 Freq Level Limit Line Margin (dB) Read Level Ant Factor Cable Loss Preamp Factor APos TPos Remark MHz dBuV/m dBuV/m dBuV dB/m dB dB cm deg 1 5354.50 42.32 54.00 -11.68 29.14 35.99 9.39 32.20 105 102 AVERAGE	Blank

Mode	88	
	Band Edge - L	
	U-NII-1_5.15-5.25_802.11be EHT80_CH42_Full_5210MHz	
ANT	CDD	
Pol.	Vertical	Fundamental
Peak	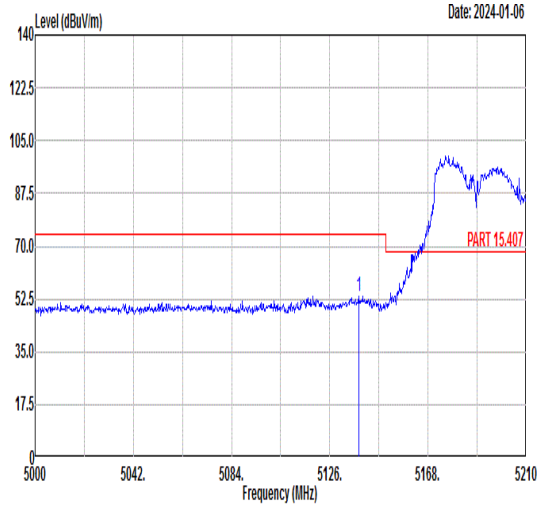 Freq Level Limit Line Margin (dB) Read Level Ant Factor Cable Loss Preamp Factor APos TPos Remark MHz dBuV/m dBuV/m dBuV dB/m dB dB cm deg 1 5138.39 53.47 74.00 -20.53 41.35 36.12 8.51 32.51 380 182 PEAK	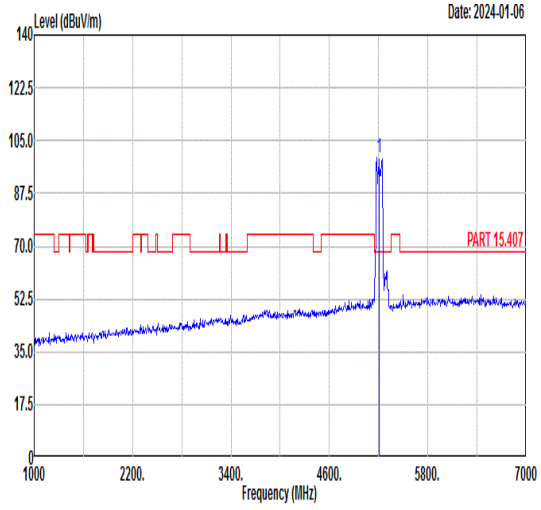 Freq Level Limit Line Margin (dB) Read Level Ant Factor Cable Loss Preamp Factor APos TPos Remark MHz dBuV/m dBuV/m dBuV dB/m dB dB cm deg 1 5210.00 99.06 ------ ------ 86.84 36.09 8.58 32.45 380 182 PEAK
Avg	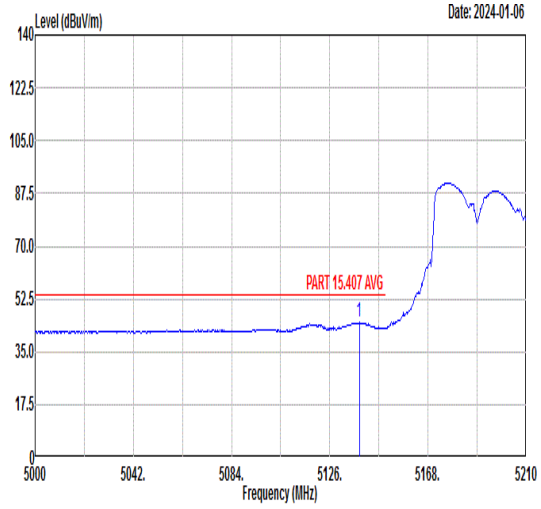 Freq Level Limit Line Margin (dB) Read Level Ant Factor Cable Loss Preamp Factor APos TPos Remark MHz dBuV/m dBuV/m dBuV dB/m dB dB cm deg 1 5138.60 44.74 54.00 -9.26 32.62 36.12 8.51 32.51 380 182 AVERAGE	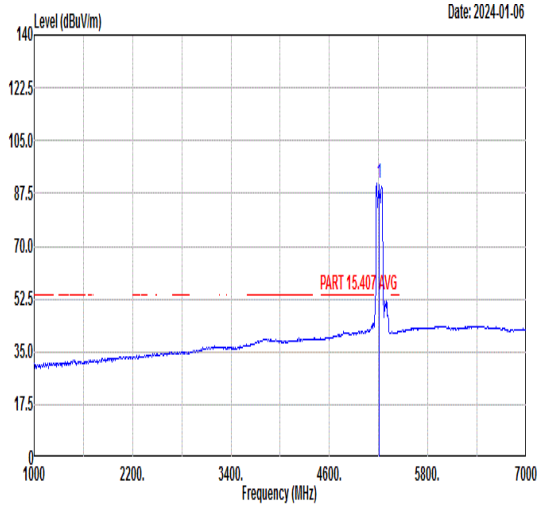 Freq Level Limit Line Margin (dB) Read Level Ant Factor Cable Loss Preamp Factor APos TPos Remark MHz dBuV/m dBuV/m dBuV dB/m dB dB cm deg 1 5210.00 90.93 ------ ------ 78.71 36.09 8.58 32.45 380 182 AVERAGE

Mode	88	
	Band Edge - R	
	U-NII-1_5.15-5.25_802.11be EHT80_CH42_Full_5210MHz	
ANT	CDD	
Pol.	Vertical	Fundamental
Peak	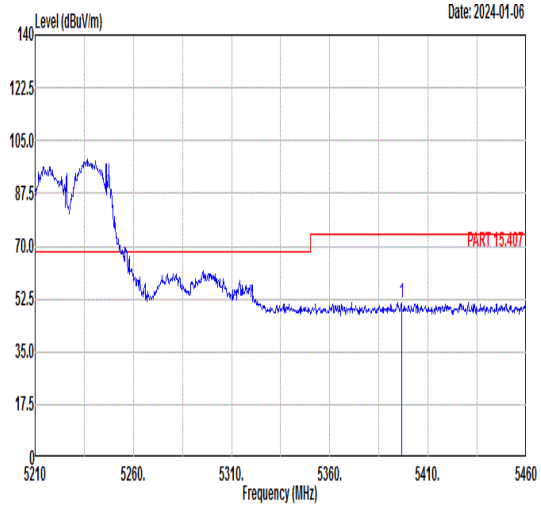 Freq Level Limit Line Margin (dB) Read Level Ant Factor Cable Loss Preamp Factor APos TPos Remark MHz dBuV/m dBuV/m dBuV dB/m dB dB cm deg 1 5396.50 51.37 74.00 -22.63 37.94 35.96 9.61 32.14 380 182 PEAK	Blank
Avg	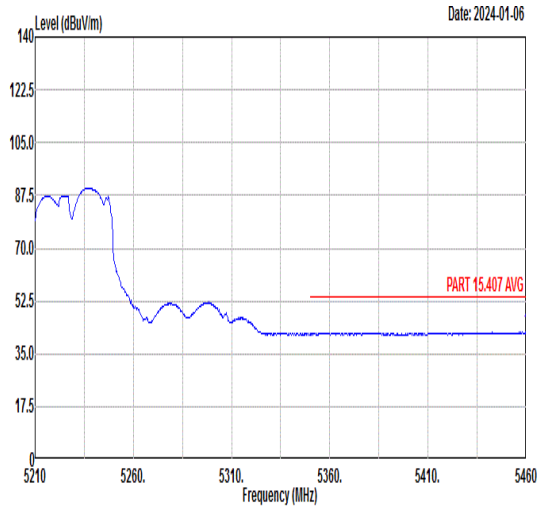 Freq Level Limit Line Margin (dB) Read Level Ant Factor Cable Loss Preamp Factor APos TPos Remark MHz dBuV/m dBuV/m dBuV dB/m dB dB cm deg 1 5460.00 42.10 54.00 -11.90 28.55 35.92 9.69 32.06 380 182 AVERAGE	Blank

Mode	88	
	Harmonic	
	U-NII-1_5.15-5.25_802.11be EHT80_CH42_Full_5210MHz	
ANT	CDD	
Pol.	Horizontal	Vertical
Peak Avg	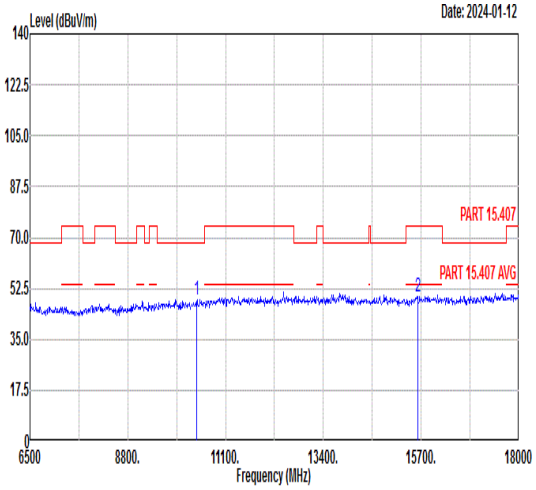 Freq Level Limit Line Margin Read Level Ant Factor Cable Loss Preamp Factor APos TPos Remark MHz dBuV/m dBuV/m dB dBuV dB/m dB dB cm deg 1 10420.00 48.85 68.30 -19.45 61.60 38.77 12.11 63.63 --- --- Peak 2 15630.00 49.87 74.00 -24.13 58.47 40.80 14.62 64.02 --- --- Peak	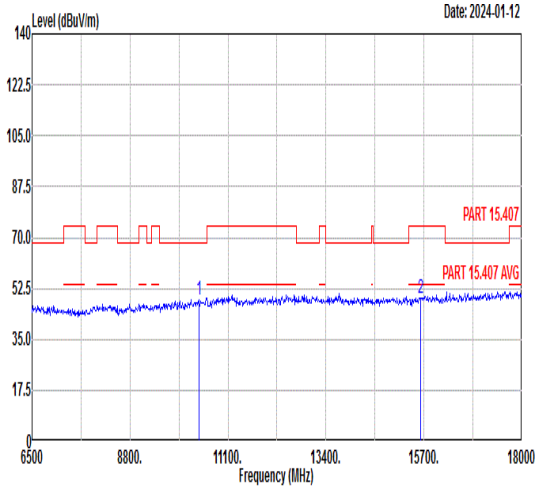 Freq Level Limit Line Margin Read Level Ant Factor Cable Loss Preamp Factor APos TPos Remark MHz dBuV/m dBuV/m dB dBuV dB/m dB dB cm deg 1 10420.00 48.50 68.30 -19.80 61.25 38.77 12.11 63.63 --- --- Peak 2 15630.00 49.11 74.00 -24.89 57.71 40.80 14.62 64.02 --- --- Peak

Mode	89	
	Band Edge - L	
	U-NII-2A_5.25-5.35_802.11be EHT80_CH58_Full_5290MHz	
ANT	CDD	
Pol.	Horizontal	Fundamental
Peak	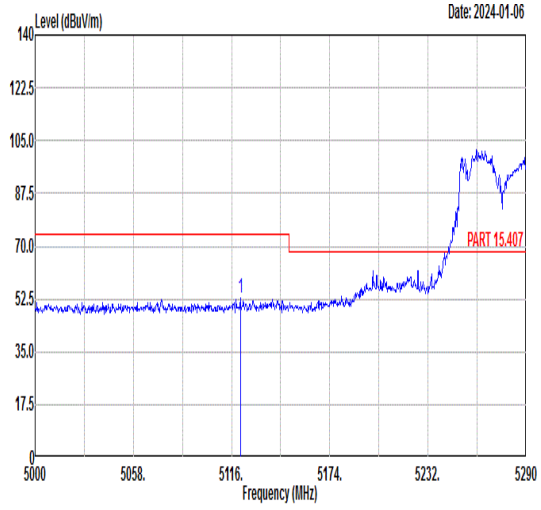 Freq Level Limit Line Margin (dB) Read Level Ant Factor Cable Loss Preamp Factor APos TPos Remark MHz dBuV/m dBuV/m dBuV dB/m dB dB cm deg 1 5121.22 52.76 74.00 -21.24 40.68 36.13 8.48 32.53 400 90 PEAK	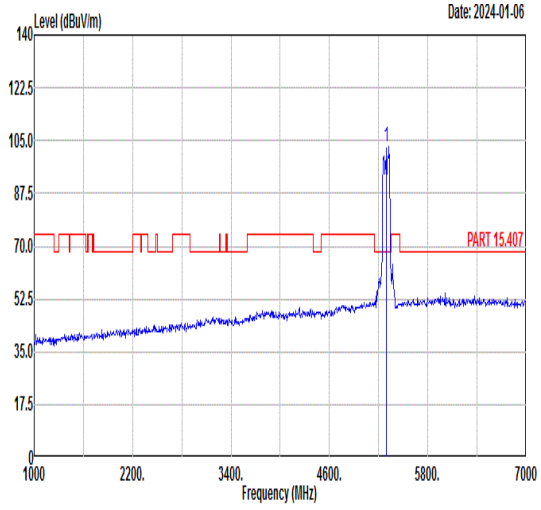 Freq Level Limit Line Margin (dB) Read Level Ant Factor Cable Loss Preamp Factor APos TPos Remark MHz dBuV/m dBuV/m dBuV dB/m dB dB cm deg 1 5290.00 103.04 ------ ------ 90.04 36.00 9.24 32.24 400 90 PEAK
Avg	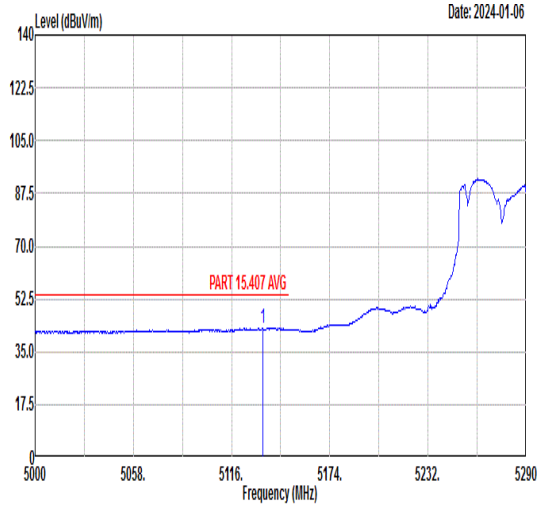 Freq Level Limit Line Margin (dB) Read Level Ant Factor Cable Loss Preamp Factor APos TPos Remark MHz dBuV/m dBuV/m dBuV dB/m dB dB cm deg 1 5134.56 42.92 54.00 -11.08 30.80 36.12 8.51 32.51 400 90 AVERAGE	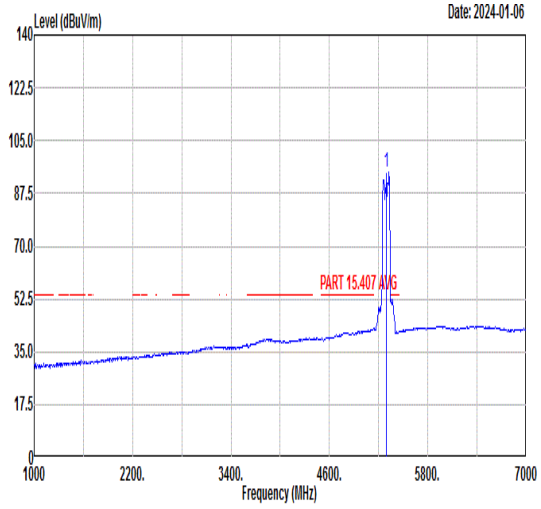 Freq Level Limit Line Margin (dB) Read Level Ant Factor Cable Loss Preamp Factor APos TPos Remark MHz dBuV/m dBuV/m dBuV dB/m dB dB cm deg 1 5290.00 94.55 ------ ------ 81.55 36.00 9.24 32.24 400 90 AVERAGE

Mode	89	
	Band Edge - R	
	U-NII-2A_5.25-5.35_802.11be EHT80_CH58_Full_5290MHz	
ANT	CDD	
Pol.	Horizontal	Fundamental
Peak	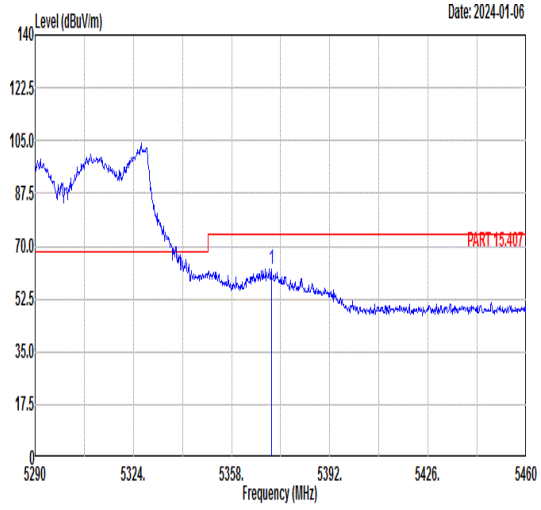 Freq Level Limit Line Margin (dB) Read Level Ant Factor Cable Loss Preamp Factor APos TPos Remark MHz dBuV/m dBuV/m dBuV dB/m dB dB cm deg 1 5371.77 62.43 74.00 -11.57 49.15 35.98 9.48 32.18 400 90 PEAK	Blank
Avg	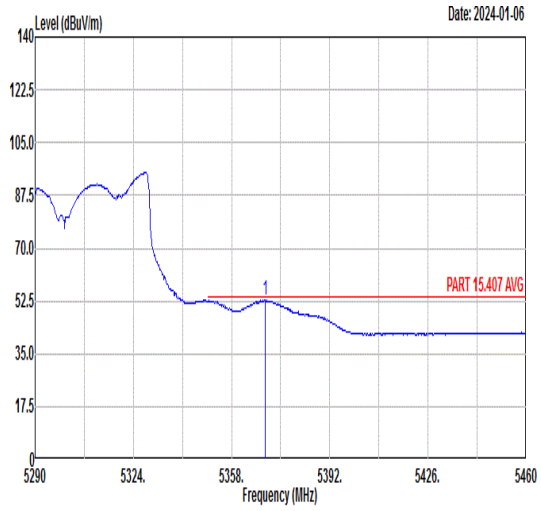 Freq Level Limit Line Margin (dB) Read Level Ant Factor Cable Loss Preamp Factor APos TPos Remark MHz dBuV/m dBuV/m dBuV dB/m dB dB cm deg 1 5369.73 52.86 54.00 -1.14 39.59 35.98 9.47 32.18 400 90 AVERAGE	Blank

Mode	89	
	Band Edge - L	
	U-NII-2A_5.25-5.35_802.11be EHT80_CH58_Full_5290MHz	
ANT	CDD	
Pol.	Vertical	Fundamental
Peak	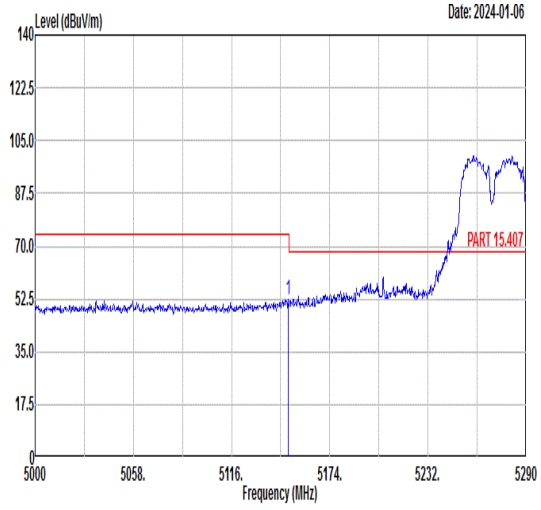 Freq Level Limit Line Margin (dB) Read Level Ant Factor Cable Loss Preamp Factor APos TPos Remark MHz dBuV/m dBuV/m dBuV dB/m dB dB cm deg 1 5149.64 52.32 74.00 -21.68 40.17 36.11 8.53 32.49 309 165 PEAK	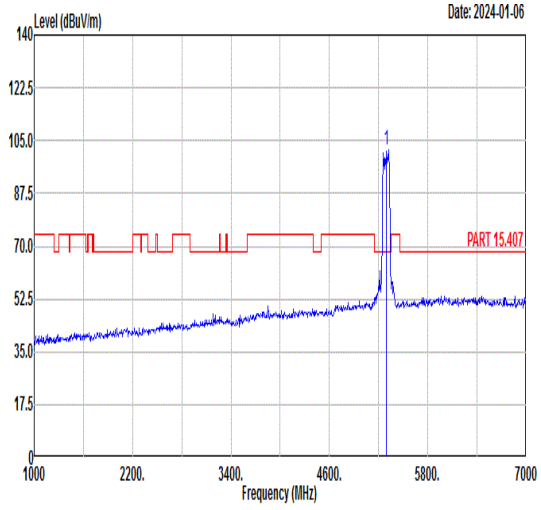 Freq Level Limit Line Margin (dB) Read Level Ant Factor Cable Loss Preamp Factor APos TPos Remark MHz dBuV/m dBuV/m dBuV dB/m dB dB cm deg 1 5290.00 101.95 ------ ------ 88.98 36.01 9.21 32.25 309 165 PEAK
Avg	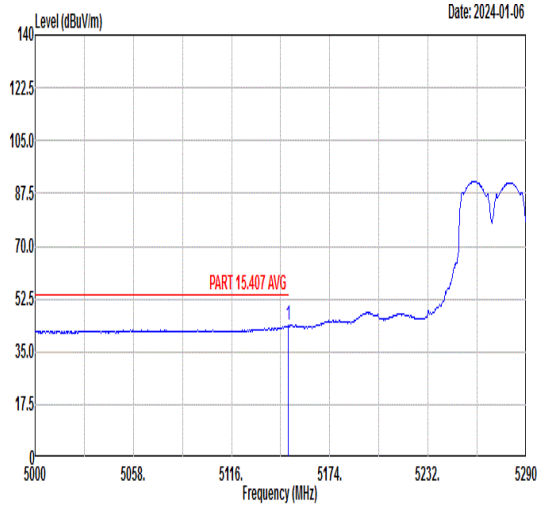 Freq Level Limit Line Margin (dB) Read Level Ant Factor Cable Loss Preamp Factor APos TPos Remark MHz dBuV/m dBuV/m dBuV dB/m dB dB cm deg 1 5149.64 43.75 54.00 -10.25 31.60 36.11 8.53 32.49 309 165 AVERAGE	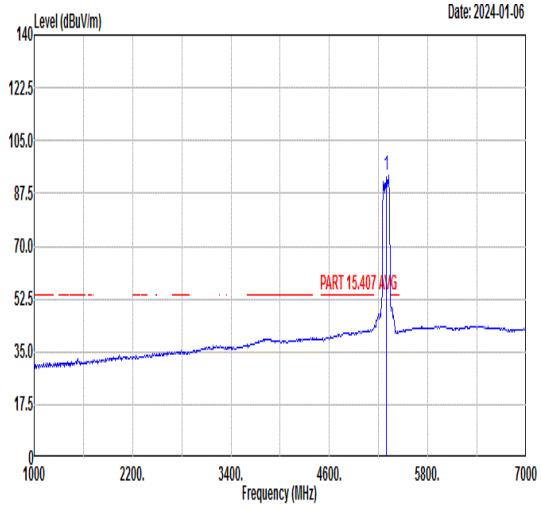 Freq Level Limit Line Margin (dB) Read Level Ant Factor Cable Loss Preamp Factor APos TPos Remark MHz dBuV/m dBuV/m dBuV dB/m dB dB cm deg 1 5290.00 93.62 ------ ------ 80.65 36.01 9.21 32.25 309 165 AVERAGE

Mode	89	
	Band Edge - R	
	U-NII-2A_5.25-5.35_802.11be EHT80_CH58_Full_5290MHz	
ANT	CDD	
Pol.	Vertical	Fundamental
Peak	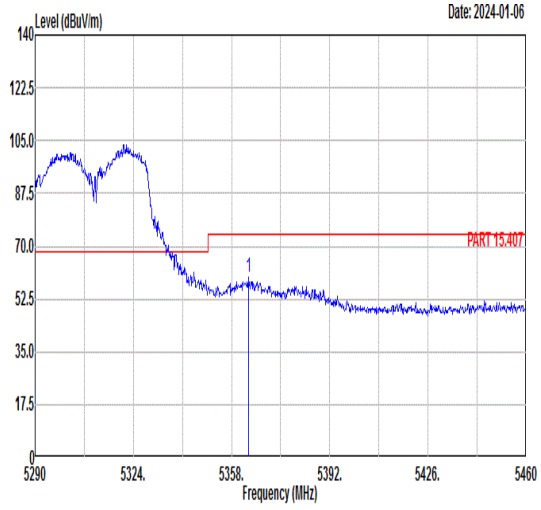 Freq Level Limit Line Margin (dB) Read Level Ant Factor Cable Loss Preamp Factor APos TPos Remark MHz dBuV/m dBuV/m dBuV dB/m dB dB cm deg 1 5363.95 59.46 74.00 -14.54 46.23 35.98 9.44 32.19 309 165 PEAK	Blank
Avg	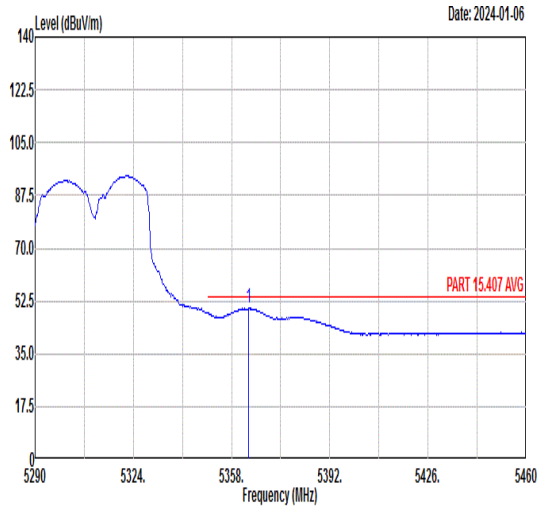 Freq Level Limit Line Margin (dB) Read Level Ant Factor Cable Loss Preamp Factor APos TPos Remark MHz dBuV/m dBuV/m dBuV dB/m dB dB cm deg 1 5363.95 50.09 54.00 -3.91 36.86 35.98 9.44 32.19 309 165 AVERAGE	Blank

Mode	89	
	Harmonic	
	U-NII-2A_5.25-5.35_802.11be EHT80_CH58_Full_5290MHz	
ANT	CDD	
Pol.	Horizontal	Vertical
Peak Avg	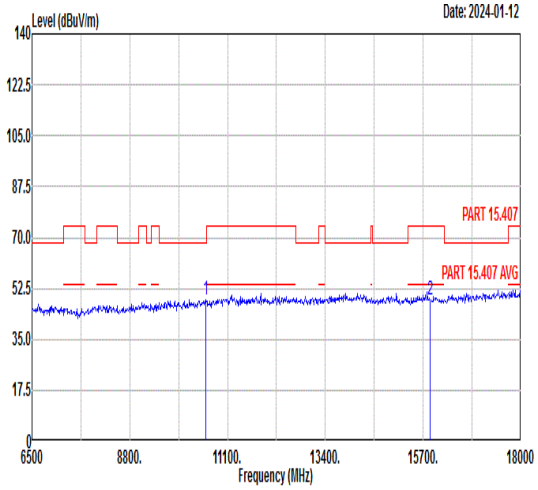 Freq Level Limit Line Margin Read Level Ant Factor Cable Loss Preamp Factor APos TPos Remark MHz dBuV/m dBuV/m dB dBuV dB/m dB dB cm deg 1 10580.00 48.42 68.30 -19.88 60.95 38.83 12.22 63.58 --- --- Peak 2 15870.00 48.61 74.00 -25.39 56.98 41.00 14.73 64.10 --- --- Peak	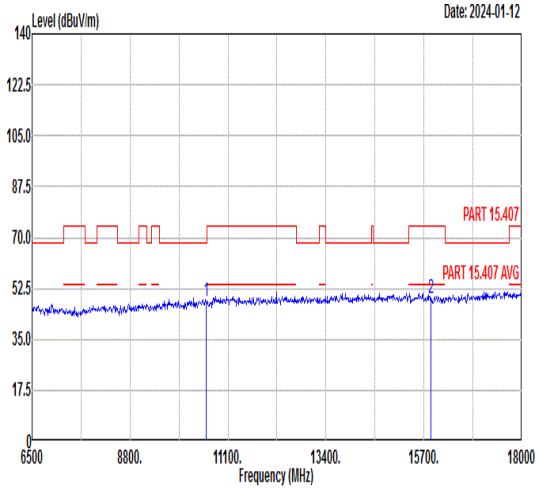 Freq Level Limit Line Margin Read Level Ant Factor Cable Loss Preamp Factor APos TPos Remark MHz dBuV/m dBuV/m dB dBuV dB/m dB dB cm deg 1 10580.00 48.18 68.30 -20.12 60.71 38.83 12.22 63.58 --- --- Peak 2 15870.00 49.22 74.00 -24.78 57.59 41.00 14.73 64.10 --- --- Peak

Mode	90	
	Band Edge - L	
	U-NII-2C_5.47-5.725_802.11be EHT80_CH106_Full_5530MHz	
ANT	CDD	
Pol.	Horizontal	Fundamental
Peak	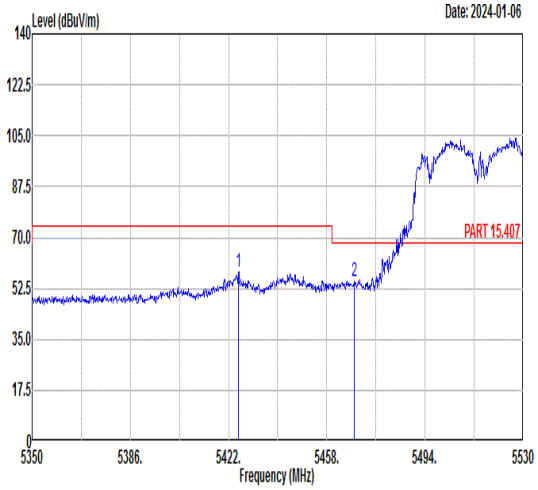 Freq Level Limit Line Margin (dB) Read Level Ant Factor Cable Loss Preamp Factor APos TPos Remark MHz dBuV/m dBuV/m dBuV dB/m dB dB cm deg 1 5425.60 58.34 74.00 -15.66 44.83 35.94 9.67 32.10 100 241 PEAK 2 5468.08 55.18 68.30 -13.12 41.61 35.92 9.69 32.04 100 241 PEAK	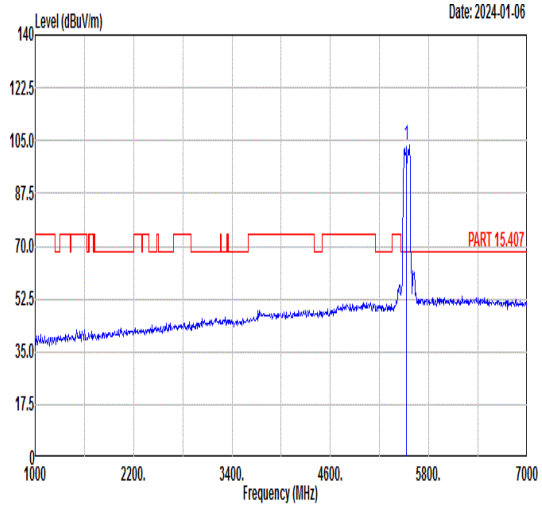 Freq Level Limit Line Margin (dB) Read Level Ant Factor Cable Loss Preamp Factor APos TPos Remark MHz dBuV/m dBuV/m dBuV dB/m dB dB cm deg 1 5530.00 103.55 ------ ------ 89.89 35.99 9.74 32.07 100 241 PEAK
Avg	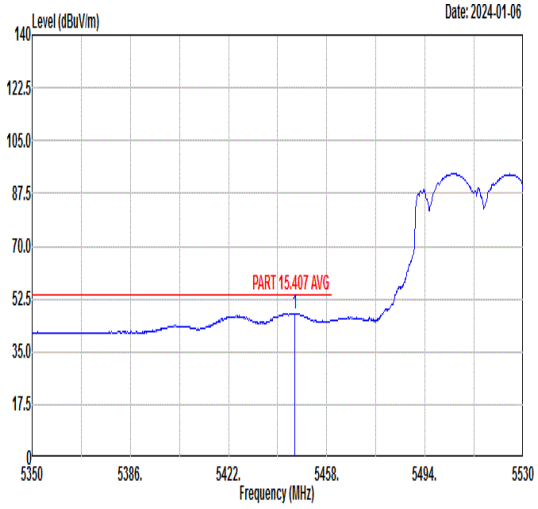 Freq Level Limit Line Margin (dB) Read Level Ant Factor Cable Loss Preamp Factor APos TPos Remark MHz dBuV/m dBuV/m dBuV dB/m dB dB cm deg 1 5446.12 47.70 54.00 -6.30 34.17 35.93 9.68 32.08 100 241 AVERAGE	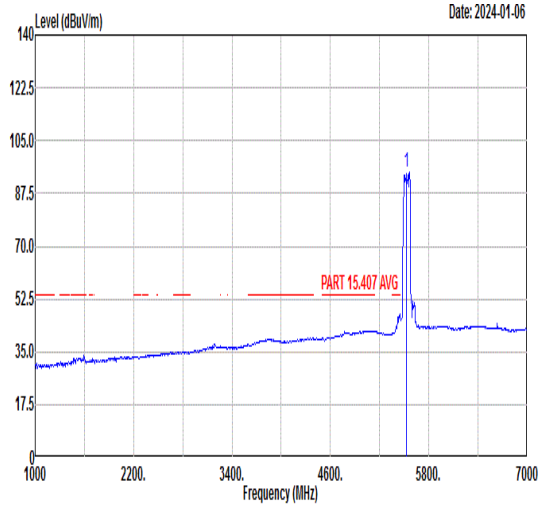 Freq Level Limit Line Margin (dB) Read Level Ant Factor Cable Loss Preamp Factor APos TPos Remark MHz dBuV/m dBuV/m dBuV dB/m dB dB cm deg 1 5530.00 94.41 ------ ------ 80.75 35.99 9.74 32.07 100 241 AVERAGE

Mode	90	
	Band Edge - R	
	U-NII-2C_5.47-5.725_802.11be EHT80_CH106_Full_5530MHz	
ANT	CDD	
Pol.	Horizontal	Fundamental
Peak	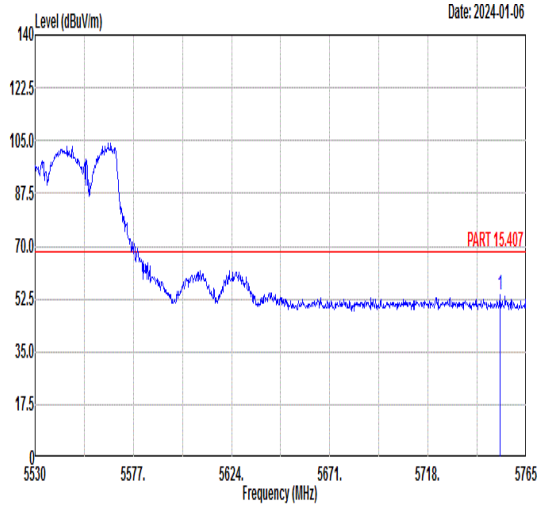 Freq Level Limit Line Margin (dB) Read Level Ant Factor Cable Loss Preamp Factor APos TPos Remark MHz dBuV/m dBuV/m dBuV dB/m dB dB cm deg 1 5752.55 53.71 68.30 -14.59 39.63 36.25 10.08 32.25 100 241 PEAK	Blank

Mode	90	
	Band Edge - L	
	U-NII-2C_5.47-5.725_802.11be EHT80_CH106_Full_5530MHz	
ANT	CDD	
Pol.	Vertical	Fundamental
Peak	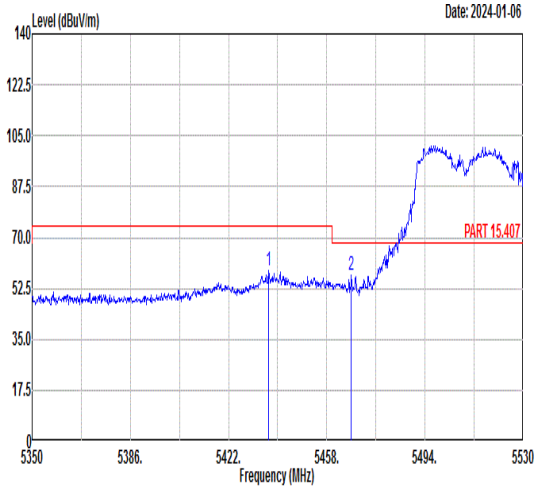 Freq Level Limit Line Margin (dB) Read Level Ant Factor Cable Loss Preamp Factor APos TPos Remark MHz dBuV/m dBuV/m dBuV dB/m dB dB cm deg 1 5436.76 58.52 74.00 -15.48 44.99 35.94 9.68 32.09 297 155 PEAK 2 5467.00 57.00 68.30 -11.30 43.44 35.92 9.69 32.05 297 155 PEAK	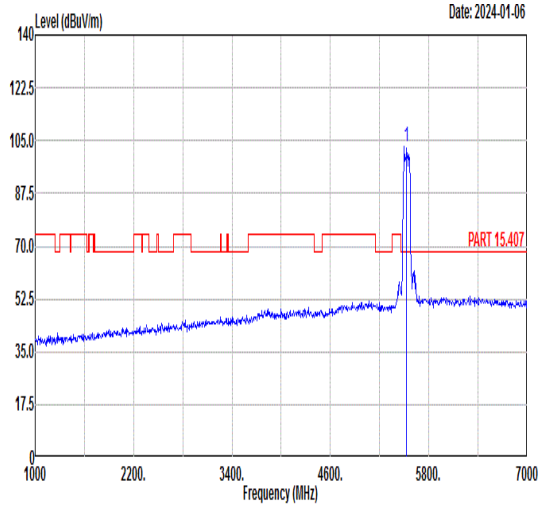 Freq Level Limit Line Margin (dB) Read Level Ant Factor Cable Loss Preamp Factor APos TPos Remark MHz dBuV/m dBuV/m dBuV dB/m dB dB cm deg 1 5530.00 102.87 ------ ------ 89.26 35.90 9.71 32.00 297 155 PEAK
Avg	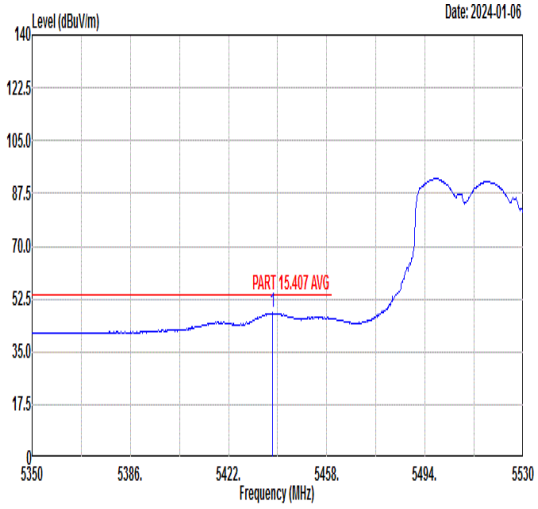 Freq Level Limit Line Margin (dB) Read Level Ant Factor Cable Loss Preamp Factor APos TPos Remark MHz dBuV/m dBuV/m dBuV dB/m dB dB cm deg 1 5438.02 48.02 54.00 -5.98 34.49 35.94 9.68 32.09 297 155 AVERAGE	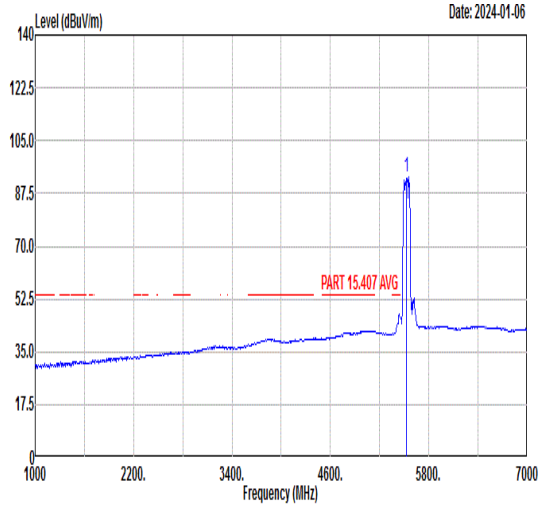 Freq Level Limit Line Margin (dB) Read Level Ant Factor Cable Loss Preamp Factor APos TPos Remark MHz dBuV/m dBuV/m dBuV dB/m dB dB cm deg 1 5530.00 92.93 ------ ------ 79.27 35.98 9.74 32.06 297 155 AVERAGE

Mode	90	
	Band Edge - R	
	U-NII-2C_5.47-5.725_802.11be EHT80_CH106_Full_5530MHz	
ANT	CDD	
Pol.	Vertical	Fundamental
Peak	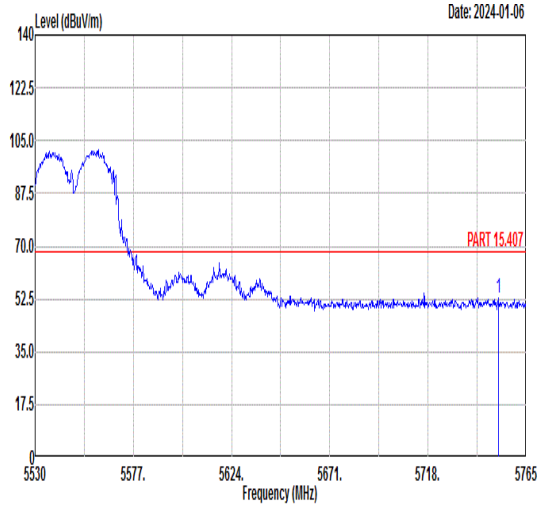 Freq Level Limit Line Margin (dB) Read Level Ant Factor Cable Loss Preamp Factor APos TPos Remark MHz dBuV/m dBuV/m dBuV dB/m dB dB cm deg 1 5751.61 52.90 68.30 -15.40 38.83 36.25 10.07 32.25 297 155 PEAK	Blank

Mode	90	
	Harmonic	
	U-NII-2C_5.47-5.725_802.11be EHT80_CH106_Full_5530MHz	
ANT	CDD	
Pol.	Horizontal	Vertical
Peak Avg	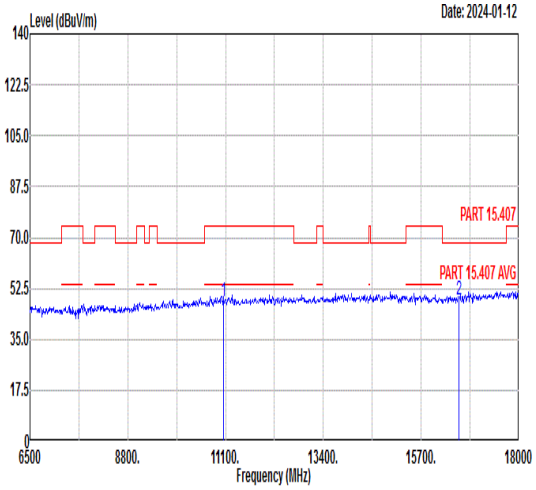 Freq Level Limit Line Margin Read Level Ant Factor Cable Loss Preamp Factor APos TPos Remark MHz dBuV/m dBuV/m dB dBuV dB/m dB dB cm deg 1 11060.00 48.01 74.00 -25.99 59.84 39.02 12.57 63.42 --- --- Peak 2 16590.00 48.82 68.30 -19.48 56.95 41.39 15.23 64.75 --- --- Peak	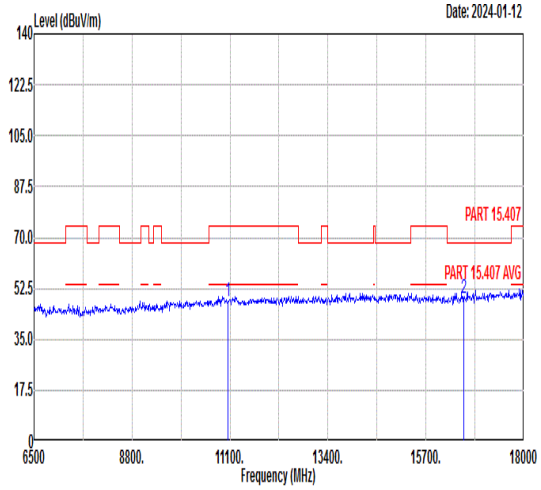 Freq Level Limit Line Margin Read Level Ant Factor Cable Loss Preamp Factor APos TPos Remark MHz dBuV/m dBuV/m dB dBuV dB/m dB dB cm deg 1 11060.00 48.19 74.00 -25.81 60.02 39.02 12.57 63.42 --- --- Peak 2 16590.00 49.01 68.30 -19.29 57.14 41.39 15.23 64.75 --- --- Peak

Mode	91	
	Band Edge - L	
	U-NII-2C_5.47-5.725_802.11be EHT80_CH122_Full_5610MHz	
ANT	CDD	
Pol.	Horizontal	Fundamental
Peak	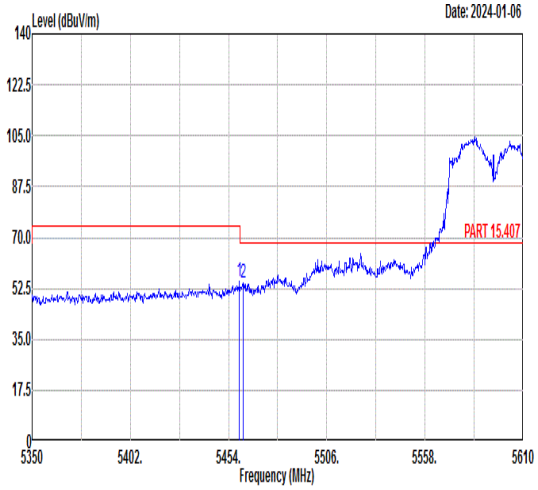 Freq Level Limit Line Margin (dB) Read Level Ant Factor Cable Loss Preamp Factor APos TPos Remark MHz dBuV/m dBuV/m dBuV dB/m dB dB cm deg 1 5459.72 54.76 74.00 -19.24 41.21 35.92 9.69 32.06 371 116 PEAK 2 5461.54 54.59 68.30 -13.71 41.03 35.92 9.69 32.05 371 116 PEAK	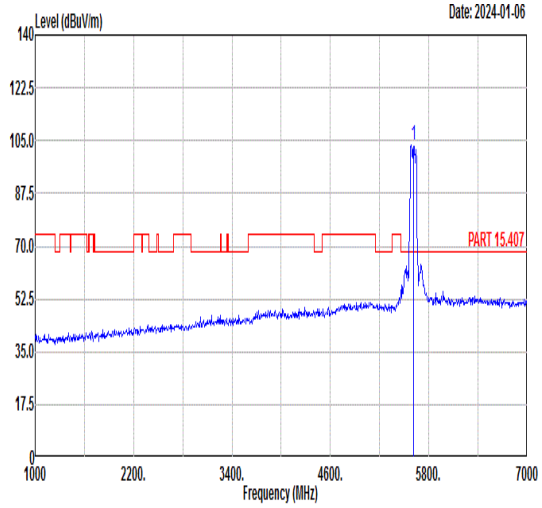 Freq Level Limit Line Margin (dB) Read Level Ant Factor Cable Loss Preamp Factor APos TPos Remark MHz dBuV/m dBuV/m dBuV dB/m dB dB cm deg 1 5610.00 103.80 ------ ------ 90.11 36.02 9.75 32.08 371 116 PEAK
Avg	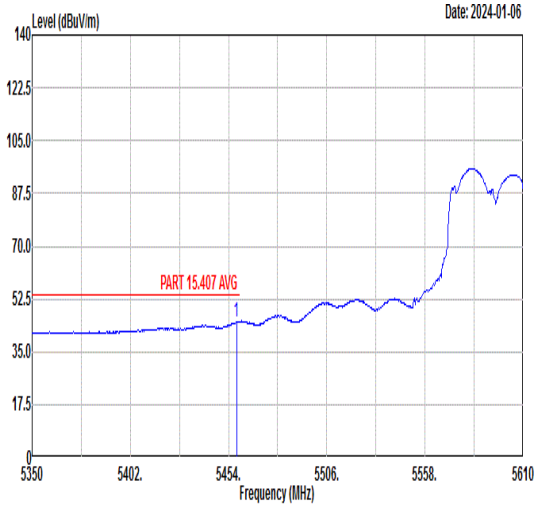 Freq Level Limit Line Margin (dB) Read Level Ant Factor Cable Loss Preamp Factor APos TPos Remark MHz dBuV/m dBuV/m dBuV dB/m dB dB cm deg 1 5458.16 44.85 54.00 -9.15 31.29 35.93 9.69 32.06 371 116 AVERAGE	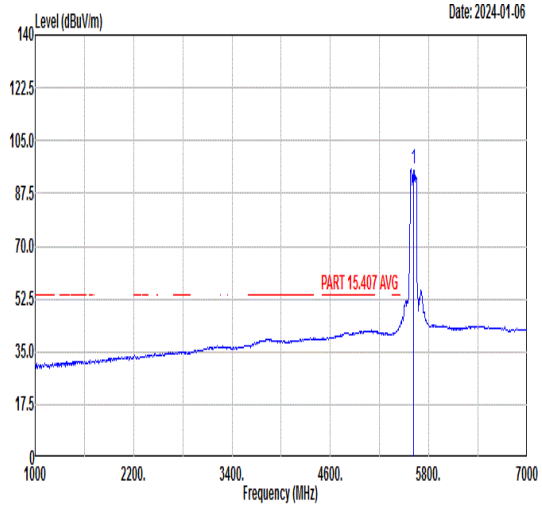 Freq Level Limit Line Margin (dB) Read Level Ant Factor Cable Loss Preamp Factor APos TPos Remark MHz dBuV/m dBuV/m dBuV dB/m dB dB cm deg 1 5610.00 95.57 ------ ------ 81.88 36.02 9.75 32.08 371 116 AVERAGE

Mode	91	
	Band Edge - R	
	U-NII-2C_5.47-5.725_802.11be EHT80_CH122_Full_5610MHz	
ANT	CDD	
Pol.	Horizontal	Fundamental
Peak	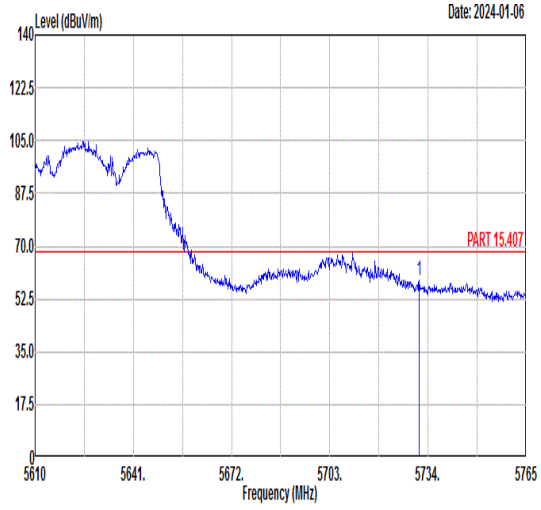 Freq Level Limit Line Margin (dB) Read Level Ant Factor Cable Loss Preamp Factor APos TPos Remark MHz dBuV/m dBuV/m dBuV dB/m dB dB cm deg 1 5731.21 58.90 68.30 -9.40 44.88 36.22 10.03 32.23 371 116 PEAK	Blank

Mode	91
	Band Edge - L
	U-NII-2C_5.47-5.725_802.11be EHT80_CH122_Full_5610MHz
ANT	CDD

Pol.	Vertical	Fundamental
Peak	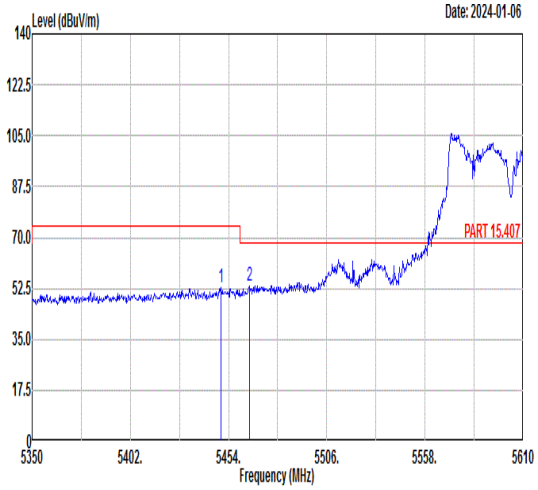 Freq Level Limit Line Margin (dB) Read Level Ant Factor Cable Loss Preamp Factor APos TPos Remark MHz dBuV/m dBuV/m dBuV dB/m dB dB cm deg 1 5449.84 53.05 74.00 -20.95 39.51 35.93 9.68 32.07 400 178 PEAK 2 5464.92 53.57 68.30 -14.73 40.01 35.92 9.69 32.05 400 178 PEAK	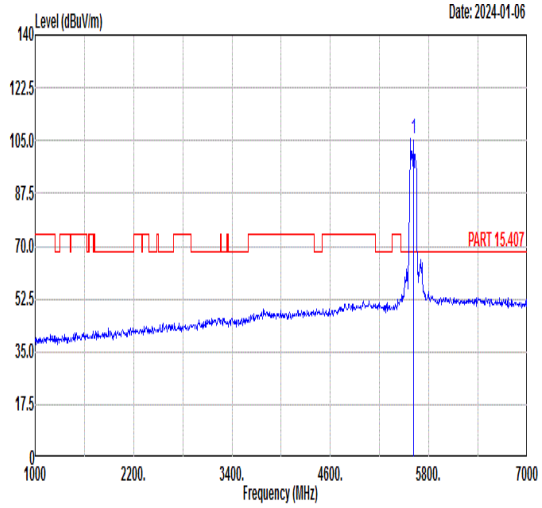 Freq Level Limit Line Margin (dB) Read Level Ant Factor Cable Loss Preamp Factor APos TPos Remark MHz dBuV/m dBuV/m dBuV dB/m dB dB cm deg 1 5610.00 105.55 ------ ------ 91.88 36.00 9.74 32.07 400 178 PEAK
Avg	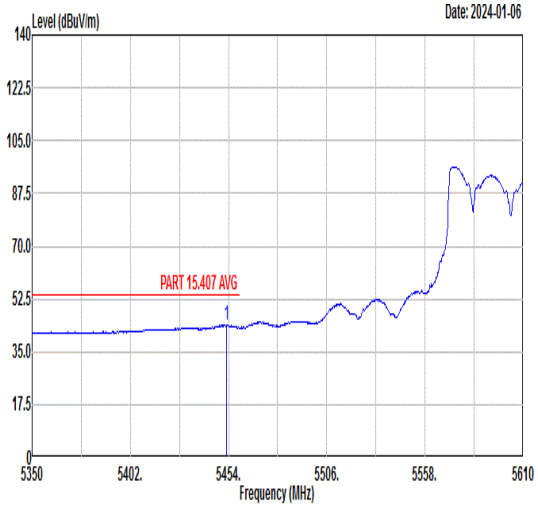 Freq Level Limit Line Margin (dB) Read Level Ant Factor Cable Loss Preamp Factor APos TPos Remark MHz dBuV/m dBuV/m dBuV dB/m dB dB cm deg 1 5452.96 43.76 54.00 -10.24 30.22 35.93 9.68 32.07 400 178 AVERAGE	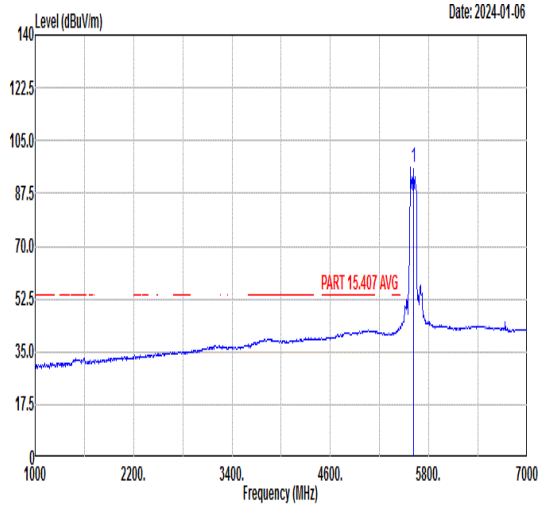 Freq Level Limit Line Margin (dB) Read Level Ant Factor Cable Loss Preamp Factor APos TPos Remark MHz dBuV/m dBuV/m dBuV dB/m dB dB cm deg 1 5610.00 96.06 ------ ------ 82.39 36.00 9.74 32.07 400 178 AVERAGE

Mode	91	
	Band Edge - R	
	U-NII-2C_5.47-5.725_802.11be EHT80_CH122_Full_5610MHz	
ANT	CDD	
Pol.	Vertical	Fundamental
Peak	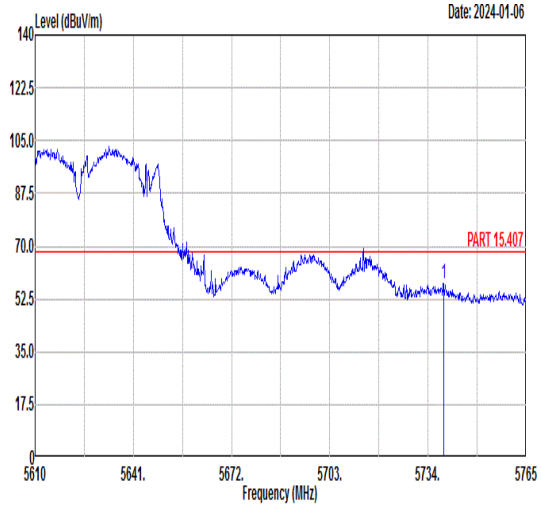 Freq Level Limit Line Margin (dB) Read Level Ant Factor Cable Loss Preamp Factor APos TPos Remark MHz dBuV/m dBuV/m dBuV dB/m dB dB cm deg 1 5738.96 57.56 68.30 -10.74 43.52 36.23 10.05 32.24 400 178 PEAK	Blank

Mode	91	
	Harmonic	
	U-NII-2C_5.47-5.725_802.11be EHT80_CH122_Full_5610MHz	
ANT	CDD	
Pol.	Horizontal	Vertical
Peak Avg	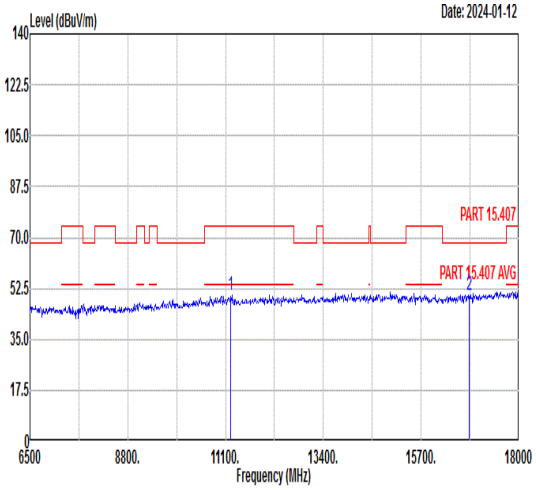 Freq Level Limit Line Margin Read Level Ant Factor Cable Loss Preamp Factor APos TPos Remark MHz dBuV/m dBuV/m dB dBuV dB/m dB dB cm deg 1 11220.00 50.13 74.00 -23.87 61.79 39.09 12.68 63.43 --- --- Peak 2 16830.00 50.11 68.30 -18.19 58.19 41.51 15.41 65.00 --- --- Peak	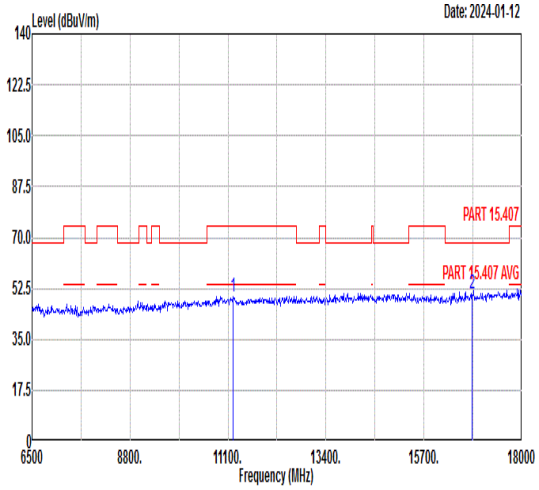 Freq Level Limit Line Margin Read Level Ant Factor Cable Loss Preamp Factor APos TPos Remark MHz dBuV/m dBuV/m dB dBuV dB/m dB dB cm deg 1 11220.00 49.43 74.00 -24.57 61.09 39.09 12.68 63.43 --- --- Peak 2 16830.00 50.49 68.30 -17.81 58.57 41.51 15.41 65.00 --- --- Peak

Mode	92	
	Band Edge - L	
	U-NII-2A_5.25-5.35_802.11be EHT160_CH50_Full_5250MHz	
ANT	CDD	
Pol.	Horizontal	Fundamental
Peak	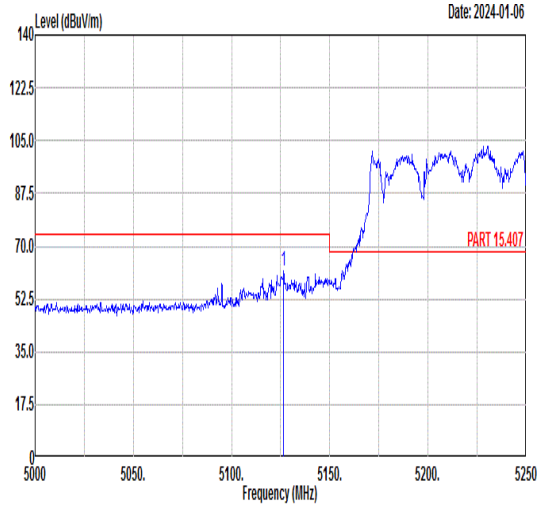 Freq Level Limit Line Margin (dB) Read Level Ant Factor Cable Loss Preamp Factor APos TPos Remark MHz dBuV/m dBuV/m dBuV dB/m dB dB cm deg 1 5126.50 61.57 74.00 -12.43 49.48 36.12 8.49 32.52 107 99 PEAK	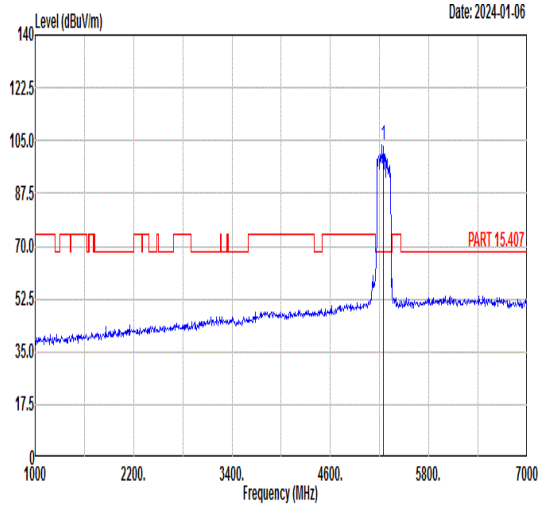 Freq Level Limit Line Margin (dB) Read Level Ant Factor Cable Loss Preamp Factor APos TPos Remark MHz dBuV/m dBuV/m dBuV dB/m dB dB cm deg 1 5250.00 103.40 ------ ------ 90.98 36.06 8.74 32.38 107 99 PEAK
Avg	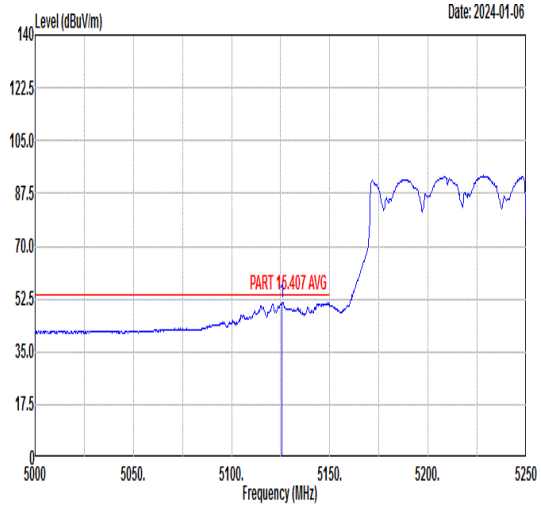 Freq Level Limit Line Margin (dB) Read Level Ant Factor Cable Loss Preamp Factor APos TPos Remark MHz dBuV/m dBuV/m dBuV dB/m dB dB cm deg 1 5125.75 51.22 54.00 -2.78 39.13 36.12 8.49 32.52 107 99 AVERAGE	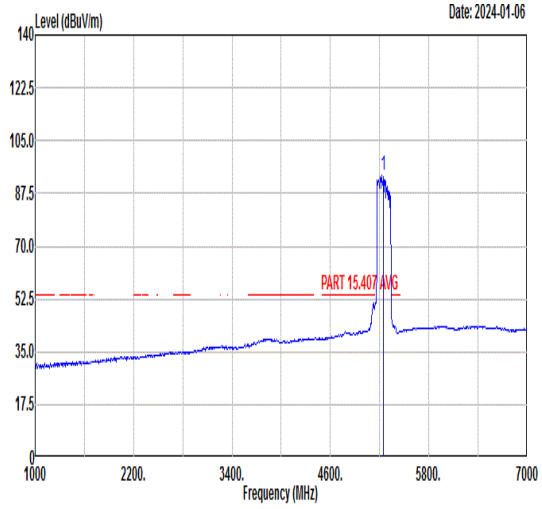 Freq Level Limit Line Margin (dB) Read Level Ant Factor Cable Loss Preamp Factor APos TPos Remark MHz dBuV/m dBuV/m dBuV dB/m dB dB cm deg 1 5250.00 93.27 ------ ------ 80.85 36.06 8.74 32.38 107 99 AVERAGE

Mode	92	
	Band Edge - R	
	U-NII-2A_5.25-5.35_802.11be EHT160_CH50_Full_5250MHz	
ANT	CDD	
Pol.	Horizontal	Fundamental
Peak	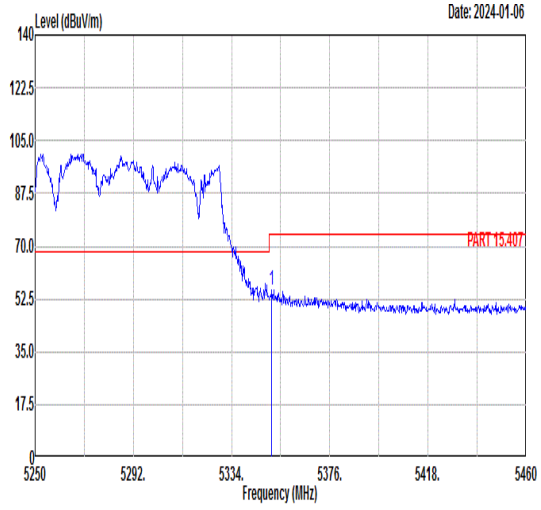 Freq Level Limit Line Margin (dB) Read Level Ant Factor Cable Loss Preamp Factor APos TPos Remark MHz dBuV/m dBuV/m dBuV dB/m dB dB cm deg 1 5351.22 55.61 74.00 -18.39 42.46 35.99 9.37 32.21 107 99 PEAK	Blank
Avg	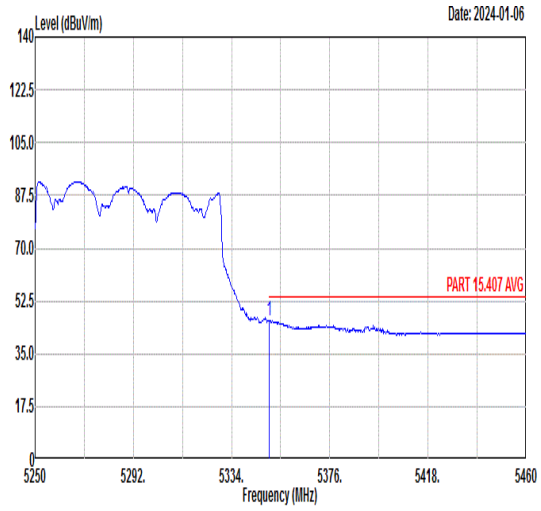 Freq Level Limit Line Margin (dB) Read Level Ant Factor Cable Loss Preamp Factor APos TPos Remark MHz dBuV/m dBuV/m dBuV dB/m dB dB cm deg 1 5350.17 45.85 54.00 -8.15 32.70 35.99 9.37 32.21 107 99 AVERAGE	Blank

Mode	92	
	Band Edge - L	
	U-NII-2A_5.25-5.35_802.11be EHT160_CH50_Full_5250MHz	
ANT	CDD	
Pol.	Vertical	Fundamental
Peak	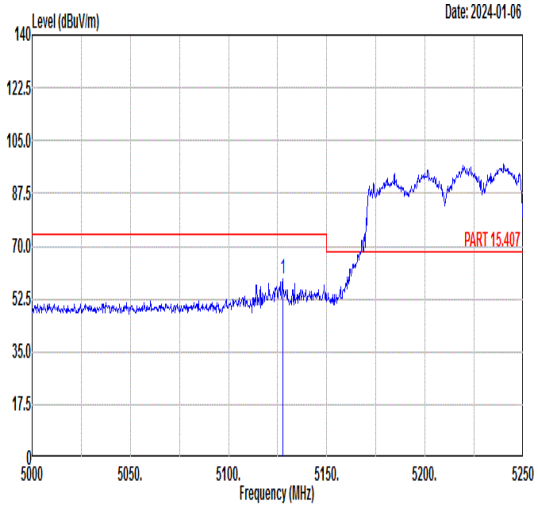 Freq Level Limit Line Margin (dB) Read Level Ant Factor Cable Loss Preamp Factor APos TPos Remark MHz dBuV/m dBuV/m dBuV dB/m dB dB cm deg 1 5127.50 59.25 74.00 -14.75 47.16 36.12 8.49 32.52 328 141 PEAK	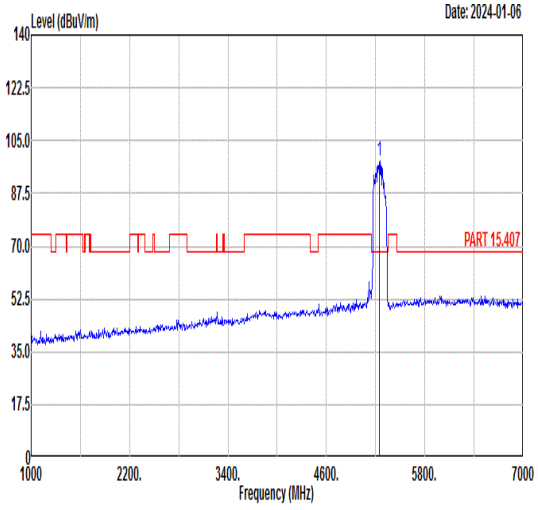 Freq Level Limit Line Margin (dB) Read Level Ant Factor Cable Loss Preamp Factor APos TPos Remark MHz dBuV/m dBuV/m dBuV dB/m dB dB cm deg 1 5250.00 98.16 ------ ------ 85.56 36.04 8.90 32.34 328 141 PEAK
Avg	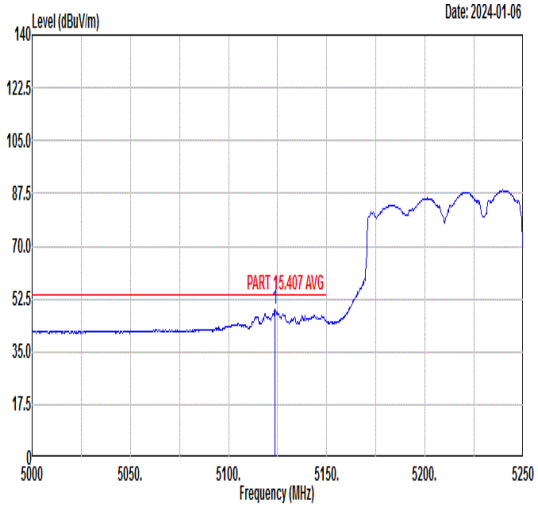 Freq Level Limit Line Margin (dB) Read Level Ant Factor Cable Loss Preamp Factor APos TPos Remark MHz dBuV/m dBuV/m dBuV dB/m dB dB cm deg 1 5123.75 49.02 54.00 -4.98 36.93 36.13 8.49 32.53 328 141 AVERAGE	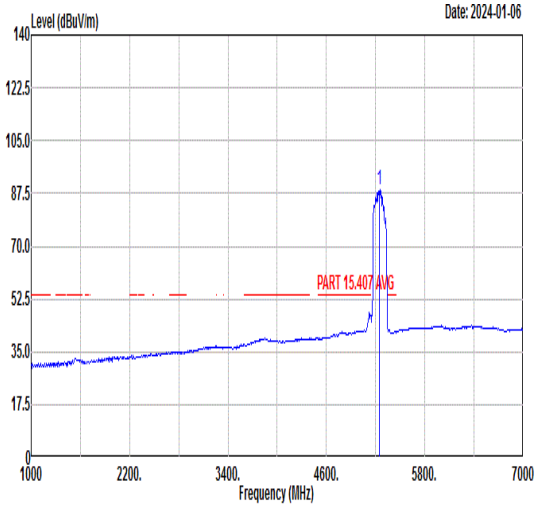 Freq Level Limit Line Margin (dB) Read Level Ant Factor Cable Loss Preamp Factor APos TPos Remark MHz dBuV/m dBuV/m dBuV dB/m dB dB cm deg 1 5250.00 88.63 ------ ------ 76.03 36.04 8.90 32.34 328 141 AVERAGE

Mode	92	
	Band Edge - R	
	U-NII-2A_5.25-5.35_802.11be EHT160_CH50_Full_5250MHz	
ANT	CDD	
Pol.	Vertical	Fundamental
Peak	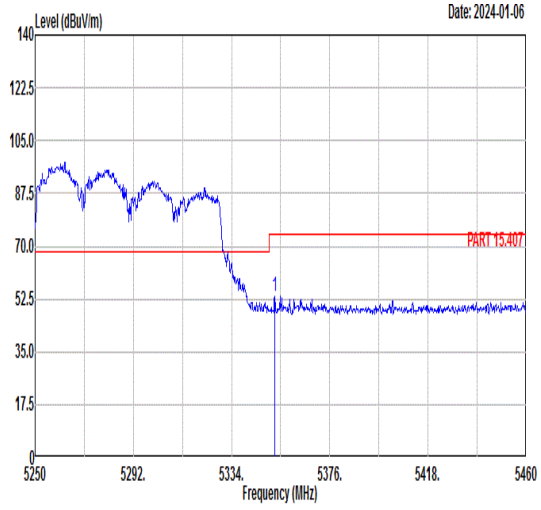 Freq Level Limit Line Margin (dB) Read Level Ant Factor Cable Loss Preamp Factor APos TPos Remark MHz dBuV/m dBuV/m dBuV dB/m dB dB cm deg 1 5352.48 53.47 74.00 -20.53 40.31 35.99 9.38 32.21 328 141 PEAK	Blank
Avg	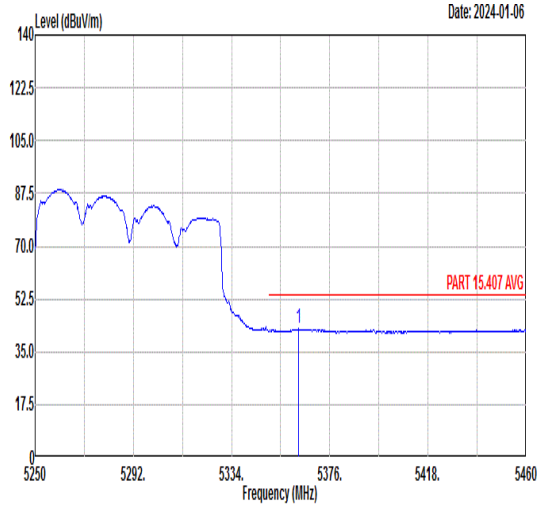 Freq Level Limit Line Margin (dB) Read Level Ant Factor Cable Loss Preamp Factor APos TPos Remark MHz dBuV/m dBuV/m dBuV dB/m dB dB cm deg 1 5362.77 42.64 54.00 -11.36 29.42 35.98 9.43 32.19 328 141 AVERAGE	Blank

Mode	92	
	Harmonic	
	U-NII-2A_5.25-5.35_802.11be EHT160_CH50_Full_5250MHz	
ANT	CDD	
Pol.	Horizontal	Vertical
Peak Avg	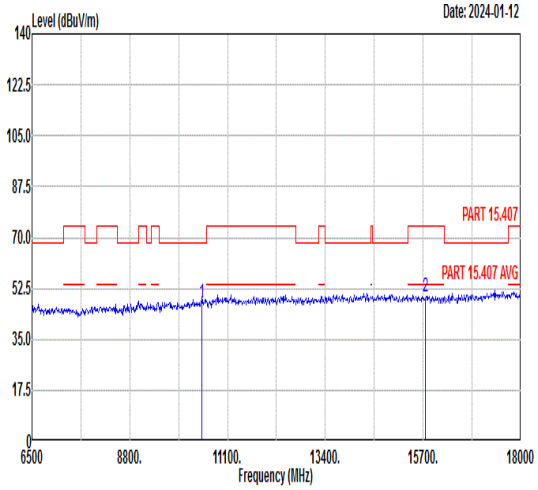 Freq Level Limit Line Margin Read Level Ant Factor Cable Loss Preamp Factor APos TPos Remark MHz dBuV/m dBuV/m dB dBuV dB/m dB dB cm deg 1 10500.00 47.53 68.30 -20.77 60.17 38.80 12.16 63.60 --- --- Peak 2 15750.00 49.67 74.00 -24.33 58.15 40.90 14.68 64.06 --- --- Peak	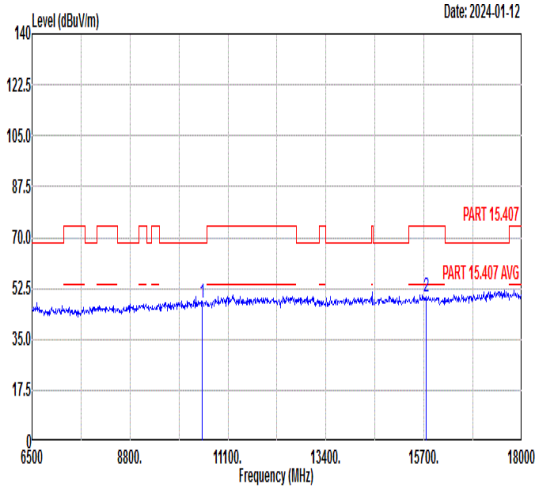 Freq Level Limit Line Margin Read Level Ant Factor Cable Loss Preamp Factor APos TPos Remark MHz dBuV/m dBuV/m dB dBuV dB/m dB dB cm deg 1 10500.00 47.46 68.30 -20.84 60.10 38.80 12.16 63.60 --- --- Peak 2 15750.00 49.79 74.00 -24.21 58.27 40.90 14.68 64.06 --- --- Peak

Mode	93	
	Band Edge - L	
	U-NII-2C_5.47-5.725_802.11be EHT160_CH114_Full_5570MHz	
ANT	CDD	
Pol.	Horizontal	Fundamental
Peak	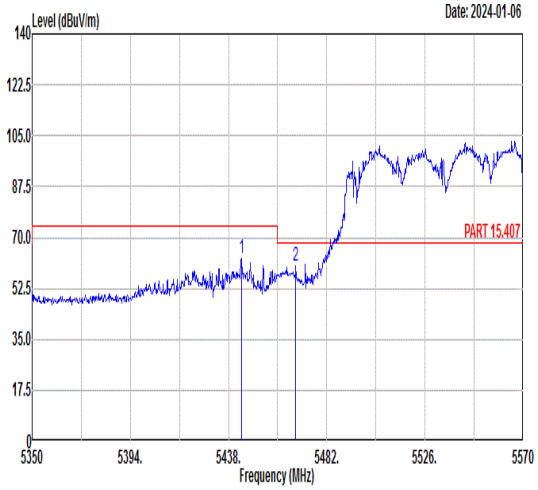 Freq Level Limit Line Margin (dB) Read Level Ant Factor Cable Loss Preamp Factor APos TPos Remark MHz dBuV/m dBuV/m dBuV dB/m dB dB cm deg 1 5443.72 62.82 74.00 -11.18 49.29 35.93 9.68 32.08 300 119 PEAK 2 5468.14 60.10 68.30 -8.20 46.53 35.92 9.69 32.04 300 119 PEAK	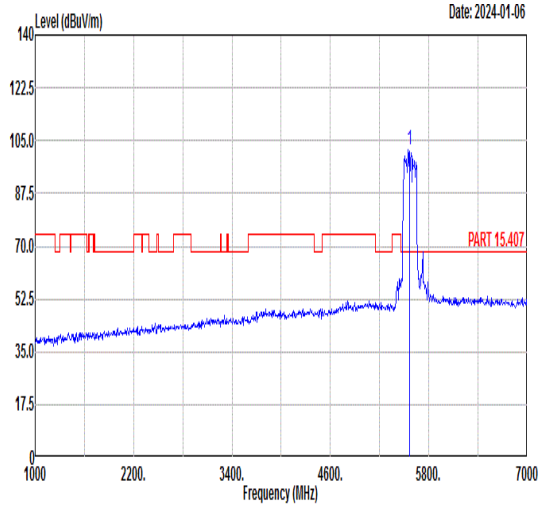 Freq Level Limit Line Margin (dB) Read Level Ant Factor Cable Loss Preamp Factor APos TPos Remark MHz dBuV/m dBuV/m dBuV dB/m dB dB cm deg 1 5570.00 101.76 ------ ------ 88.11 35.97 9.73 32.05 300 119 PEAK
Avg	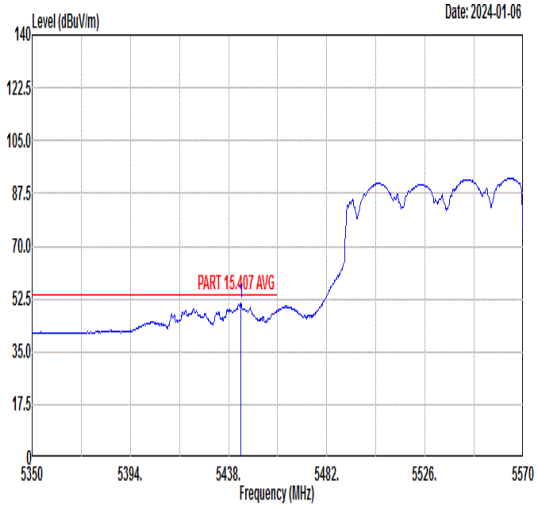 Freq Level Limit Line Margin (dB) Read Level Ant Factor Cable Loss Preamp Factor APos TPos Remark MHz dBuV/m dBuV/m dBuV dB/m dB dB cm deg 1 5443.50 51.10 54.00 -2.90 37.57 35.93 9.68 32.08 300 119 AVERAGE	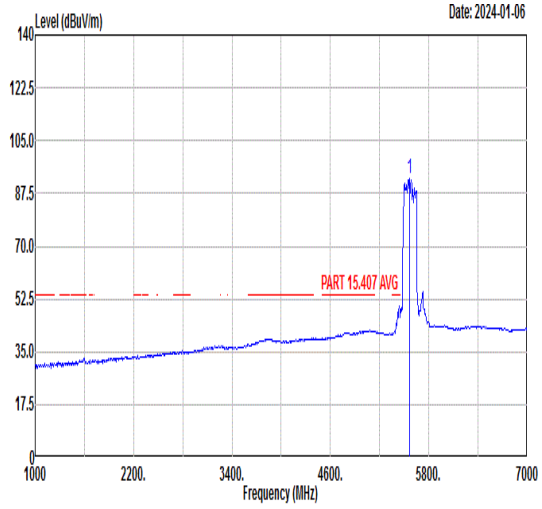 Freq Level Limit Line Margin (dB) Read Level Ant Factor Cable Loss Preamp Factor APos TPos Remark MHz dBuV/m dBuV/m dBuV dB/m dB dB cm deg 1 5570.00 92.28 ------ ------ 78.62 35.99 9.74 32.07 300 119 AVERAGE

Mode	93	
	Band Edge - R	
	U-NII-2C_5.47-5.725_802.11be EHT160_CH114_Full_5570MHz	
ANT	CDD	
Pol.	Horizontal	Fundamental
Peak	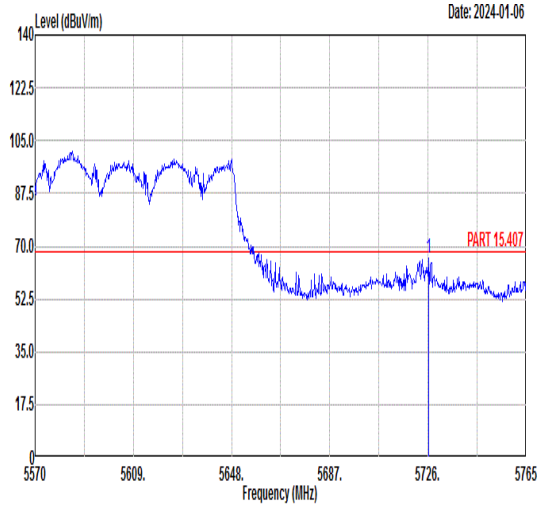 Freq Level Limit Line Margin (dB) Read Level Ant Factor Cable Loss Preamp Factor APos TPos Remark MHz dBuV/m dBuV/m dBuV dB/m dB dB cm deg 1 5726.39 66.07 68.30 -2.23 52.06 36.22 10.02 32.23 300 119 PEAK	Blank

Mode	93
	Band Edge - L
	U-NII-2C_5.47-5.725_802.11be EHT160_CH114_Full_5570MHz
ANT	CDD

Pol.	Vertical	Fundamental
Peak	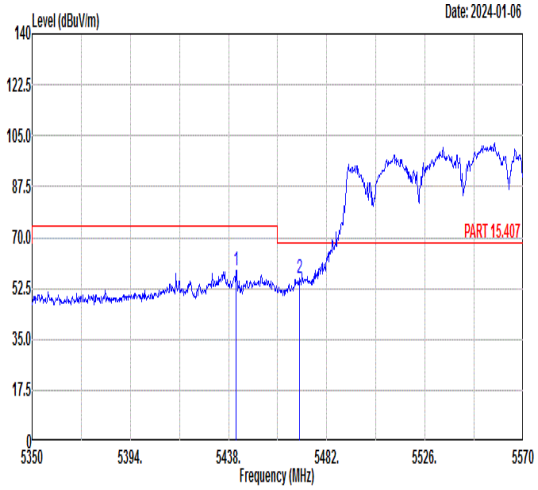 Freq Level Limit Line Margin (dB) Read Level Ant Factor Cable Loss Preamp Factor APos TPos Remark MHz dBuV/m dBuV/m dBuV dB/m dB dB cm deg 1 5441.30 58.81 74.00 -15.19 45.27 35.94 9.68 32.08 400 183 PEAK 2 5469.68 55.88 68.30 -12.42 42.31 35.92 9.69 32.04 400 183 PEAK	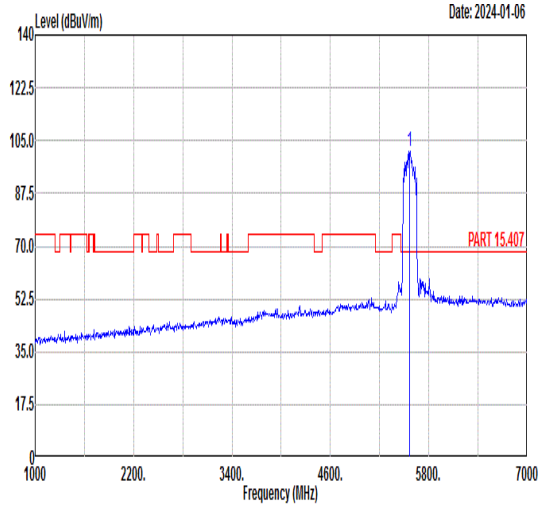 Freq Level Limit Line Margin (dB) Read Level Ant Factor Cable Loss Preamp Factor APos TPos Remark MHz dBuV/m dBuV/m dBuV dB/m dB dB cm deg 1 5570.00 101.58 ------ ------ 87.91 35.98 9.74 32.05 400 183 PEAK
Avg	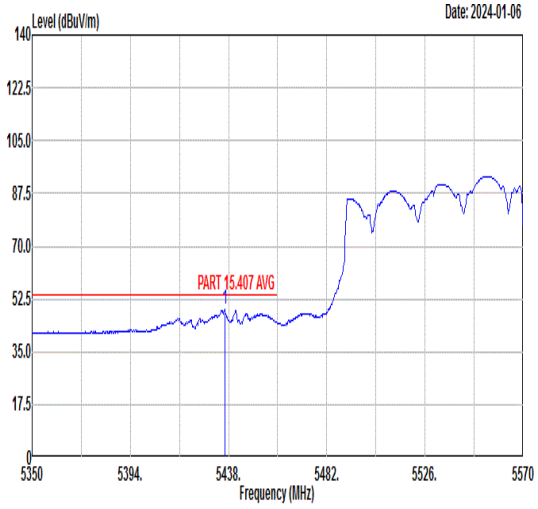 Freq Level Limit Line Margin (dB) Read Level Ant Factor Cable Loss Preamp Factor APos TPos Remark MHz dBuV/m dBuV/m dBuV dB/m dB dB cm deg 1 5436.24 48.93 54.00 -5.07 35.41 35.94 9.67 32.09 400 183 AVERAGE	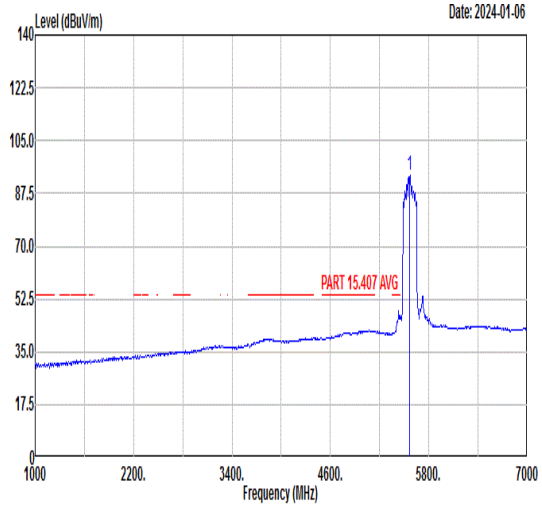 Freq Level Limit Line Margin (dB) Read Level Ant Factor Cable Loss Preamp Factor APos TPos Remark MHz dBuV/m dBuV/m dBuV dB/m dB dB cm deg 1 5570.00 93.65 ------ ------ 79.98 36.00 9.74 32.07 400 183 AVERAGE

Mode	93	
	Band Edge - R	
	U-NII-2C_5.47-5.725_802.11be EHT160_CH114_Full_5570MHz	
ANT	CDD	
Pol.	Vertical	Fundamental
Peak	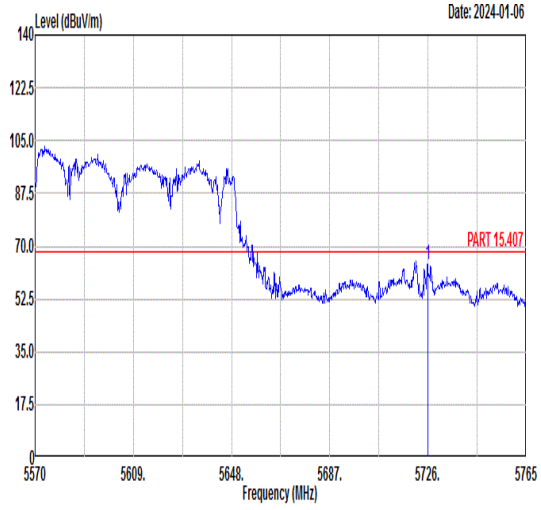 Freq Level Limit Line Margin (dB) Read Level Ant Factor Cable Loss Preamp Factor APos TPos Remark MHz dBuV/m dBuV/m dBuV dB/m dB dB cm deg 1 5725.81 63.79 68.30 -4.51 49.78 36.22 10.02 32.23 400 183 PEAK	Blank

Mode	93	
	Harmonic	
	U-NII-2C_5.47-5.725_802.11be EHT160_CH114_Full_5570MHz	
ANT	CDD	
Pol.	Horizontal	Vertical
Peak Avg	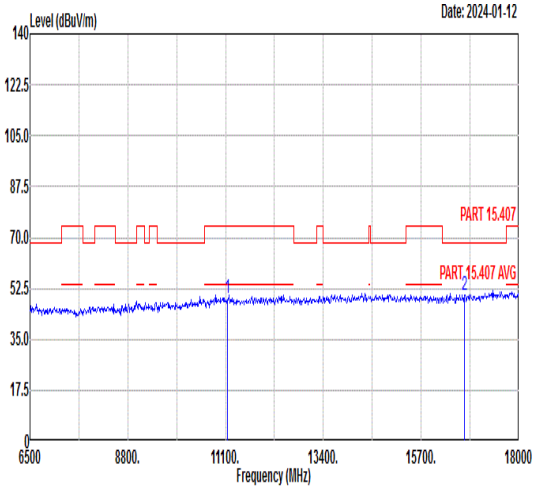 Freq Level Limit Line Margin Read Level Ant Factor Cable Loss Preamp Factor APos TPos Remark MHz dBuV/m dBuV/m dB dBuV dB/m dB dB cm deg 1 11140.00 48.97 74.00 -25.03 60.72 39.06 12.62 63.43 --- --- Peak 2 16710.00 49.95 68.30 -18.35 58.06 41.45 15.32 64.88 --- --- Peak	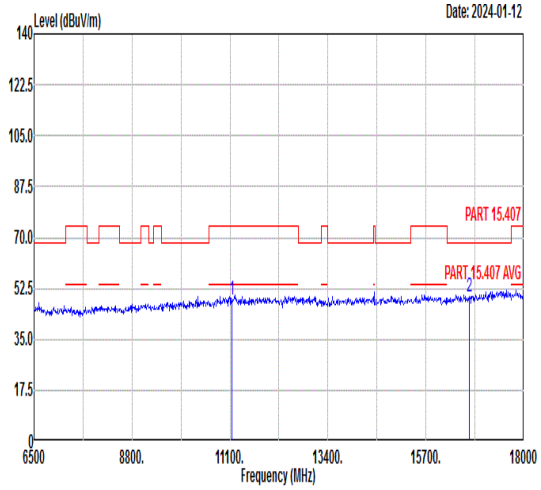 Freq Level Limit Line Margin Read Level Ant Factor Cable Loss Preamp Factor APos TPos Remark MHz dBuV/m dBuV/m dB dBuV dB/m dB dB cm deg 1 11140.00 48.55 74.00 -25.45 60.30 39.06 12.62 63.43 --- --- Peak 2 16710.00 49.41 68.30 -18.89 57.52 41.45 15.32 64.88 --- --- Peak

Mode	94	
	Band Edge	
	U-NII-3_5.725-5.85_802.11a_CH149_5745MHz	
ANT	CDD	
Pol.	Horizontal	Fundamental
Peak	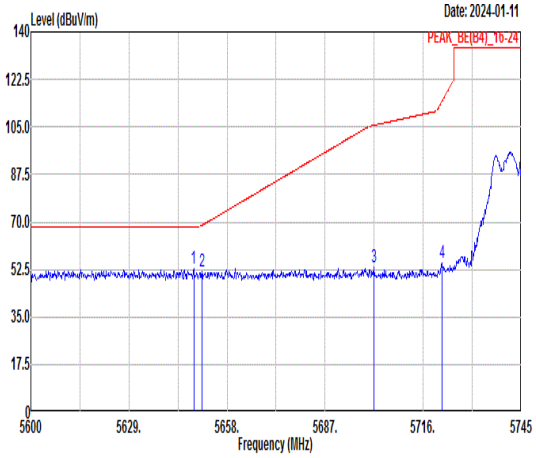 Freq Level Limit Line Margin Read Level Ant Factor Cable Loss Preamp Factor APos TPos Remark MHz dBuV/m dBuV/m dB dBuV dB/m dB dB cm deg 1 5648.14 53.04 68.30 -15.26 39.22 36.11 9.86 32.15 371 15 PEAK 2 5650.61 51.83 68.75 -16.92 38.01 36.11 9.86 32.15 371 15 PEAK 3 5701.50 53.43 105.62 -52.19 39.48 36.18 9.97 32.20 371 15 PEAK 4 5721.51 54.88 114.24 -59.36 40.88 36.21 10.01 32.22 371 15 PEAK	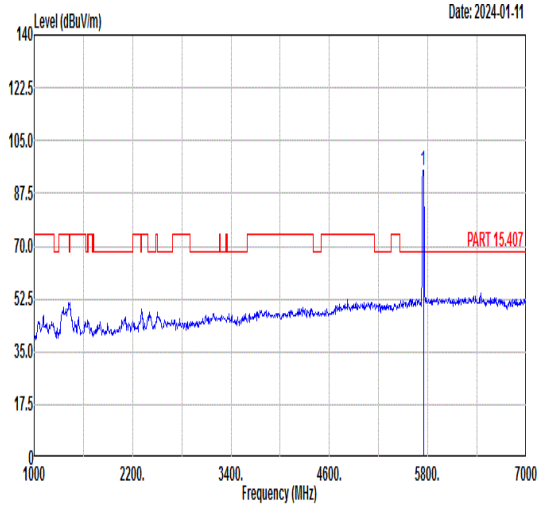 Freq Level Limit Line Margin Read Level Ant Factor Cable Loss Preamp Factor APos TPos Remark MHz dBuV/m dBuV/m dB dBuV dB/m dB dB cm deg 1 5745.00 95.11 ------ ------ 81.06 36.24 10.05 32.24 371 15 PEAK
Avg	Blank	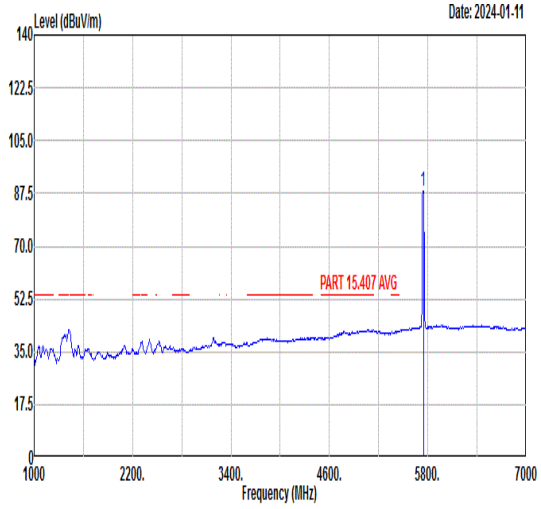 Freq Level Limit Line Margin Read Level Ant Factor Cable Loss Preamp Factor APos TPos Remark MHz dBuV/m dBuV/m dB dBuV dB/m dB dB cm deg 1 5745.00 88.26 ------ ------ 74.21 36.24 10.06 32.25 371 15 AVERAGE

Mode	94	
	Band Edge	
	U-NII-3_5.725-5.85_802.11a_CH149_5745MHz	
ANT	CDD	
Pol.	Vertical	Fundamental
Peak	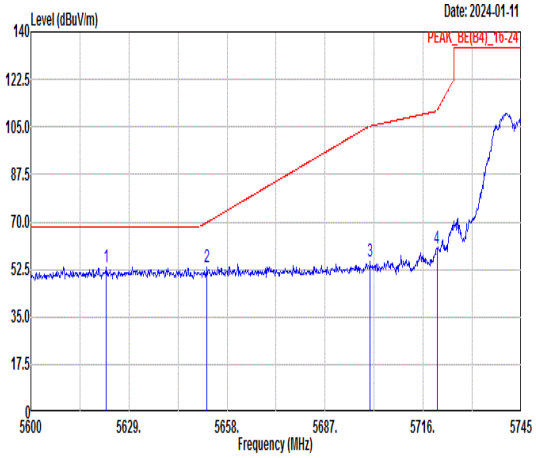 Freq Level Limit Line Margin Read Level Ant Factor Cable Loss Preamp Factor APos TPos Remark 1 5622.33 53.40 68.30 -14.90 39.65 36.07 9.80 32.12 211 112 PEAK 2 5652.06 53.16 69.82 -16.66 39.33 36.11 9.87 32.15 211 112 PEAK 3 5700.34 55.56 105.30 -49.74 41.61 36.18 9.97 32.20 211 112 PEAK 4 5720.06 60.41 110.94 -50.53 46.41 36.21 10.01 32.22 211 112 PEAK	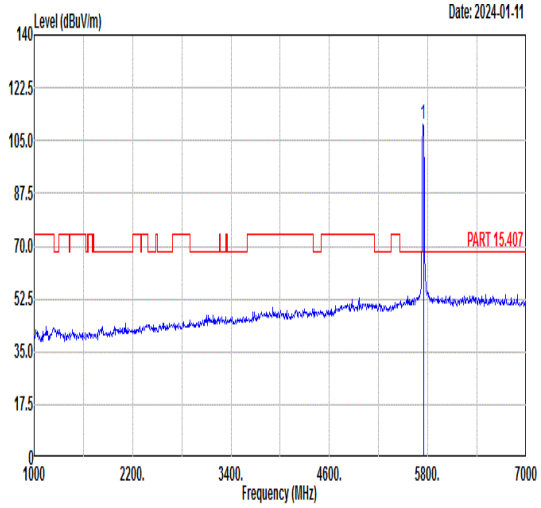 Freq Level Limit Line Margin Read Level Ant Factor Cable Loss Preamp Factor APos TPos Remark 1 5745.00 110.34 ------ ------ 96.29 36.24 10.05 32.24 211 112 PEAK
Avg	Blank	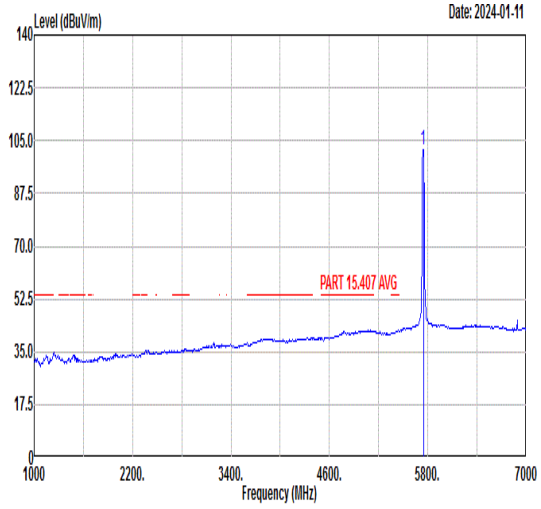 Freq Level Limit Line Margin Read Level Ant Factor Cable Loss Preamp Factor APos TPos Remark 1 5745.00 102.14 ------ ------ 88.09 36.24 10.05 32.24 211 112 AVERAGE

Mode	94	
	Harmonic	
	U-NII-3_5.725-5.85_802.11a_CH149_5745MHz	
ANT	CDD	
Pol.	Horizontal	Vertical
Peak Avg	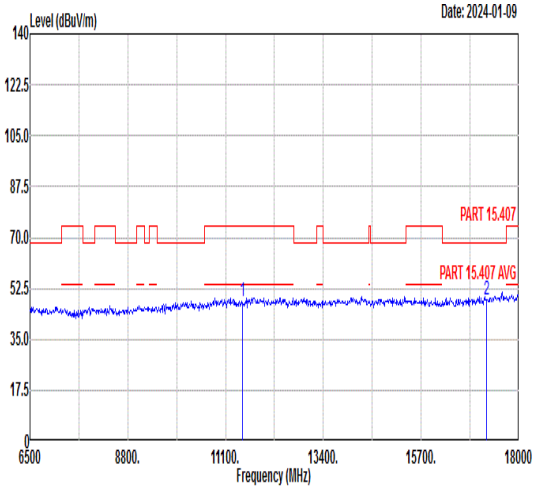 Freq Level Limit Line Margin Read Level Ant Factor Cable Loss Preamp Factor APos TPos Remark MHz dBuV/m dBuV/m dB dBuV dB/m dB dB cm deg 1 11490.00 47.82 74.00 -26.18 59.19 39.20 12.87 63.44 --- --- Peak 2 17235.00 48.51 68.30 -19.79 56.23 41.86 15.72 65.30 --- --- Peak	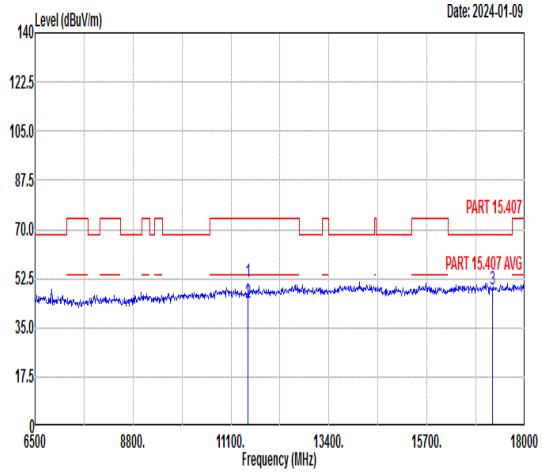 Freq Level Limit Line Margin Read Level Ant Factor Cable Loss Preamp Factor APos TPos Remark MHz dBuV/m dBuV/m dB dBuV dB/m dB dB cm deg 1 11490.00 51.01 74.00 -22.99 62.38 39.20 12.87 63.44 242 123 Peak 2 11490.00 43.99 54.00 -10.01 55.36 39.20 12.87 63.44 243 123 Average 3 17235.00 48.86 68.30 -19.44 56.58 41.86 15.72 65.30 --- --- Peak

Mode	95	
	Harmonic	
	U-NII-3_5.725-5.85_802.11a_CH157_5785MHz	
ANT	CDD	
Pol.	Horizontal	Vertical
Peak Avg	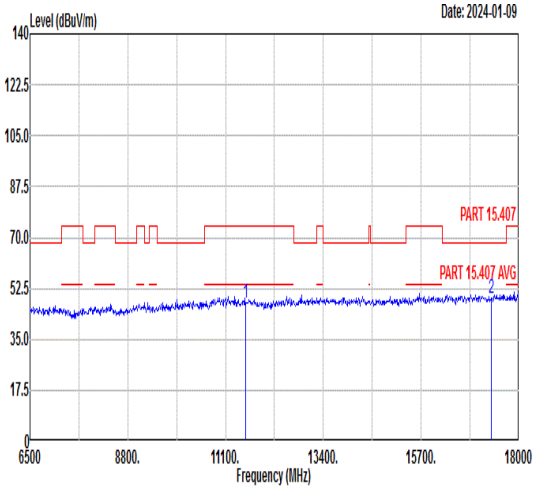 Freq Level Limit Line Margin Read Level Ant Factor Cable Loss Preamp Factor APos TPos Remark MHz dBuV/m dBuV/m dB dBuV dB/m dB dB cm deg 1 11570.00 47.48 74.00 -26.52 58.77 39.23 12.93 63.45 --- --- Peak 2 17355.00 49.38 68.30 -18.92 56.94 41.99 15.81 65.36 --- --- Peak	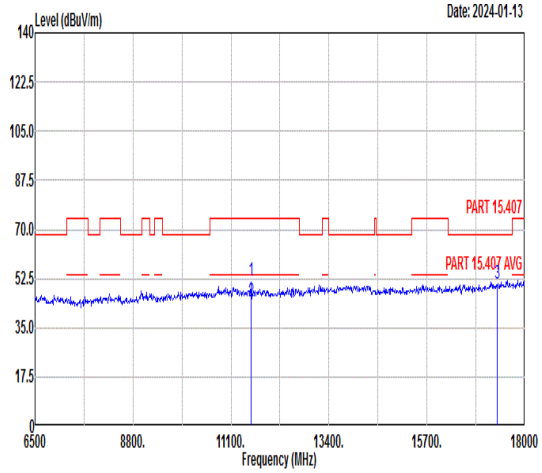 Freq Level Limit Line Margin Read Level Ant Factor Cable Loss Preamp Factor APos TPos Remark MHz dBuV/m dBuV/m dB dBuV dB/m dB dB cm deg 1 11570.00 51.93 74.00 -22.07 63.22 39.23 12.93 63.45 238 118 Peak 2 11570.00 44.58 54.00 -9.42 55.87 39.23 12.93 63.45 238 118 Average 3 17355.00 50.71 68.30 -17.59 58.27 41.99 15.81 65.36 --- --- Peak

Mode	96	
	Band Edge	
	U-NII-3_5.725-5.85_802.11a_CH165_5825MHz	
ANT	CDD	
Pol.	Horizontal	Fundamental
Peak	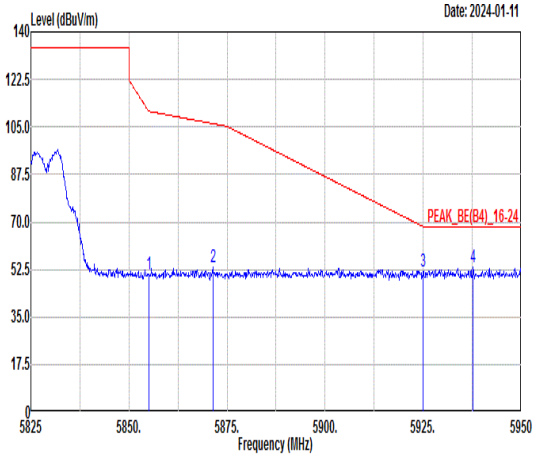 Freq Level Limit Line Margin Read Level Ant Factor Cable Loss Preamp Factor APos TPos Remark MHz dBuV/m dBuV/m dB dBuV dB/m dB dB cm deg 1 5855.00 50.80 110.80 -60.00 36.46 36.40 10.29 32.35 200 257 PEAK 2 5871.38 53.13 106.21 -53.08 38.75 36.42 10.33 32.37 200 257 PEAK 3 5925.00 51.80 68.30 -16.50 37.29 36.49 10.44 32.42 200 257 PEAK 4 5937.75 53.33 68.30 -14.97 38.79 36.51 10.47 32.44 200 257 PEAK	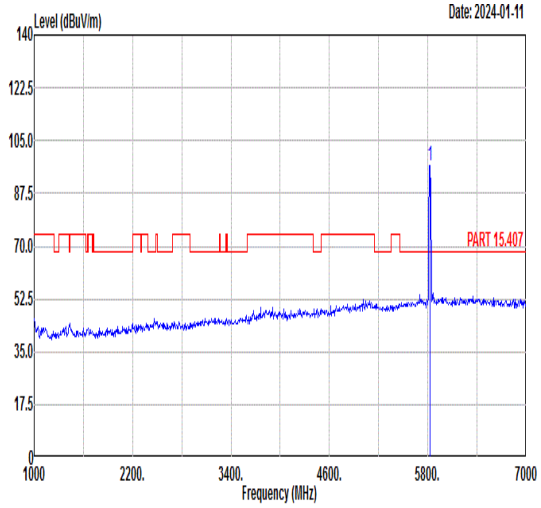 Freq Level Limit Line Margin Read Level Ant Factor Cable Loss Preamp Factor APos TPos Remark MHz dBuV/m dBuV/m dB dBuV dB/m dB dB cm deg 1 5825.00 96.62 ------ ------ 82.36 36.35 10.23 32.32 200 257 PEAK
Avg	Blank	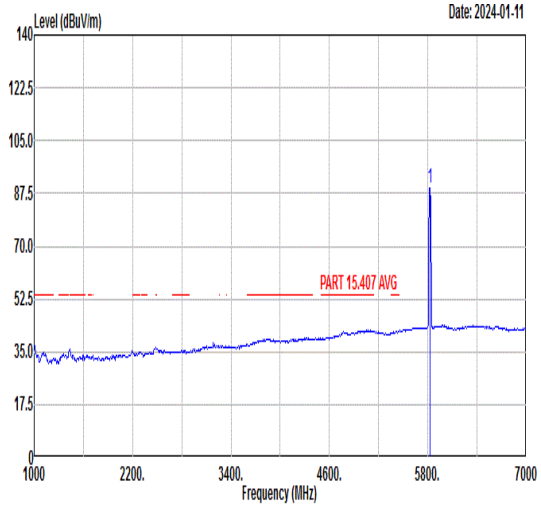 Freq Level Limit Line Margin Read Level Ant Factor Cable Loss Preamp Factor APos TPos Remark MHz dBuV/m dBuV/m dB dBuV dB/m dB dB cm deg 1 5825.00 89.33 ------ ------ 75.09 36.35 10.21 32.32 200 257 AVERAGE

Mode	96	
	Band Edge	
	U-NII-3_5.725-5.85_802.11a_CH165_5825MHz	
ANT	CDD	
Pol.	Vertical	Fundamental
Peak	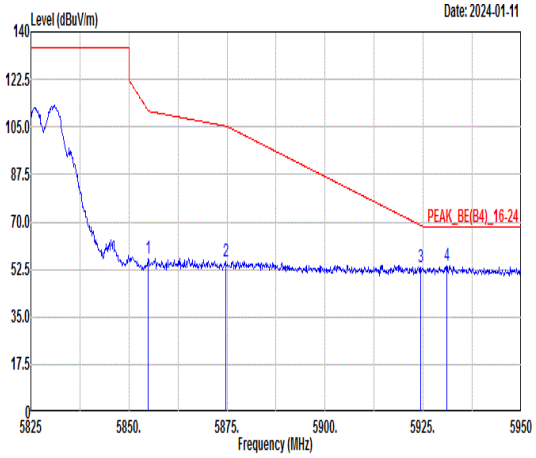 Freq Level Limit Line Margin Read Level Ant Factor Cable Loss Preamp Factor APos TPos Remark MHz dBuV/m dBuV/m dB dBuV dB/m dB dB cm deg 1 5854.88 56.71 111.08 -54.37 42.37 36.40 10.29 32.35 185 236 PEAK 2 5874.63 55.64 105.30 -49.66 41.26 36.42 10.33 32.37 185 236 PEAK 3 5924.38 53.17 68.76 -15.59 38.66 36.49 10.44 32.42 185 236 PEAK 4 5931.00 53.90 68.30 -14.40 39.38 36.50 10.45 32.43 185 236 PEAK	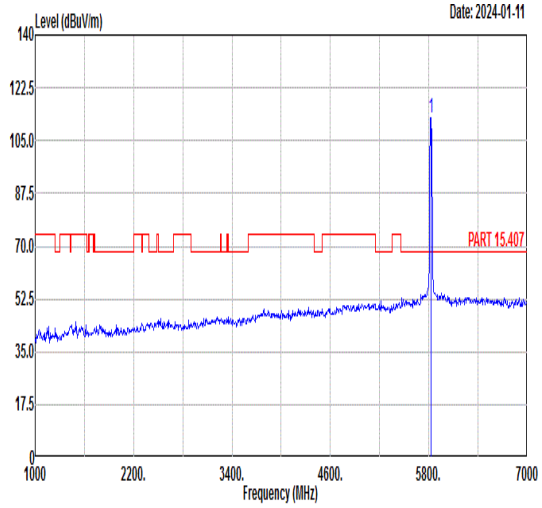 Freq Level Limit Line Margin Read Level Ant Factor Cable Loss Preamp Factor APos TPos Remark MHz dBuV/m dBuV/m dB dBuV dB/m dB dB cm deg 1 5825.00 112.57 ------ ------ 98.31 36.35 10.23 32.32 185 236 PEAK
Avg	Blank	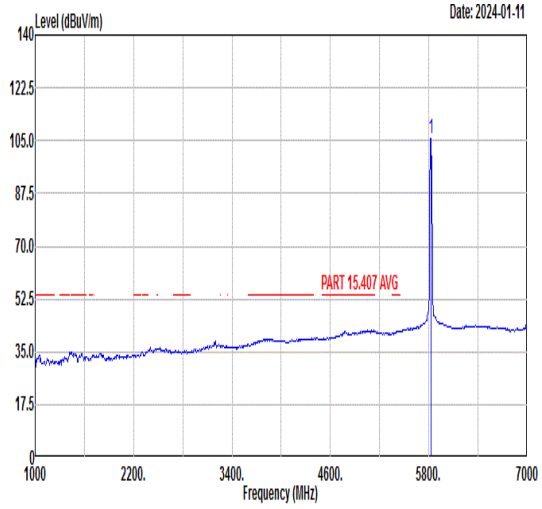 Freq Level Limit Line Margin Read Level Ant Factor Cable Loss Preamp Factor APos TPos Remark MHz dBuV/m dBuV/m dB dBuV dB/m dB dB cm deg 1 5825.00 105.86 ------ ------ 91.59 36.36 10.24 32.33 185 236 AVERAGE

Mode	96	
	Harmonic	
	U-NII-3_5.725-5.85_802.11a_CH165_5825MHz	
ANT	CDD	
Pol.	Horizontal	Vertical
Peak Avg	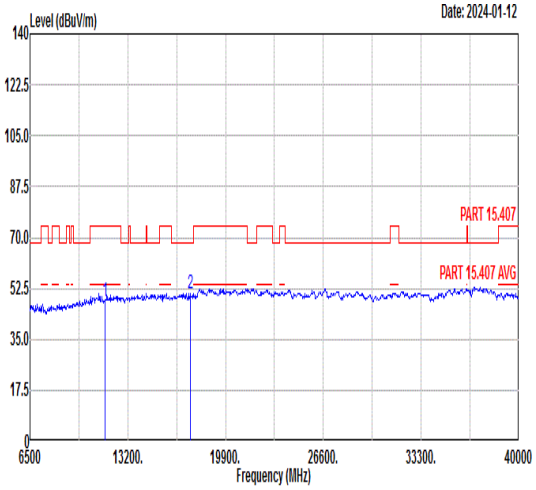 Freq Level Limit Line Margin Read Level Ant Factor Cable Loss Preamp Factor APos TPos Remark MHz dBuV/m dBuV/m dB dBuV dB/m dB dB cm deg 1 11650.00 48.12 74.00 -25.88 59.32 39.26 12.99 63.45 --- --- Peak 2 17475.00 50.75 68.30 -17.55 58.16 42.12 15.90 65.43 --- --- Peak	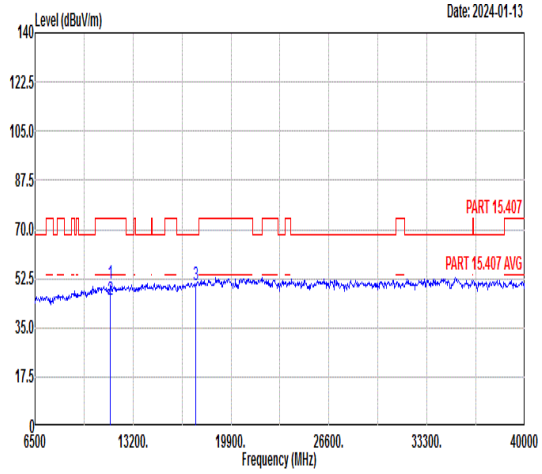 Freq Level Limit Line Margin Read Level Ant Factor Cable Loss Preamp Factor APos TPos Remark MHz dBuV/m dBuV/m dB dBuV dB/m dB dB cm deg 1 11650.00 50.93 74.00 -23.07 62.13 39.26 12.99 63.45 201 117 Peak 2 11650.00 44.80 54.00 -9.20 56.00 39.26 12.99 63.45 201 117 Average 3 17475.00 50.19 68.30 -18.11 57.60 42.12 15.90 65.43 --- --- Peak

Mode	97	
	Band Edge	
	U-NII-3_5.725-5.85_802.11ac VHT20_CH149_5745MHz	
ANT	CDD	
Pol.	Horizontal	Fundamental
Peak	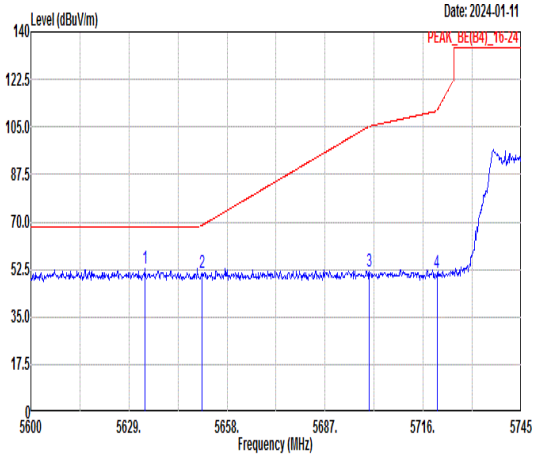 Freq Level Limit Line Margin (dB) Read Level Ant Factor Cable Loss Preamp Factor APos TPos Remark MHz dBuV/m dBuV/m dBuV dB/m dB dB cm deg 1 5633.64 52.72 68.30 -15.58 38.93 36.09 9.83 32.13 100 264 PEAK 2 5650.61 51.30 68.75 -17.45 37.48 36.11 9.86 32.15 100 264 PEAK 3 5700.05 51.93 105.21 -53.28 37.98 36.18 9.97 32.20 100 264 PEAK 4 5720.06 51.06 110.94 -59.88 37.06 36.21 10.01 32.22 100 264 PEAK	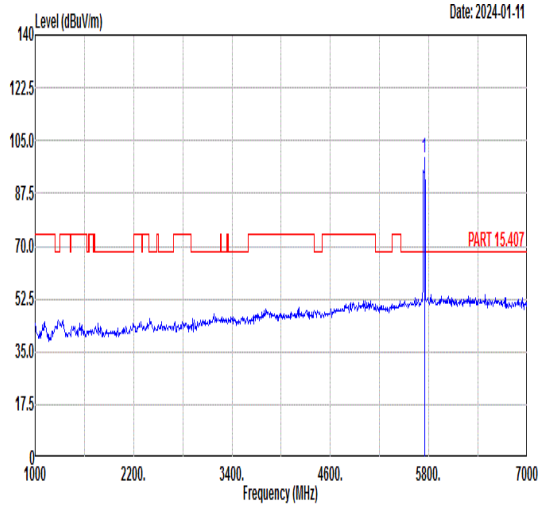 Freq Level Limit Line Margin (dB) Read Level Ant Factor Cable Loss Preamp Factor APos TPos Remark MHz dBuV/m dBuV/m dBuV dB/m dB dB cm deg 1 5745.00 99.06 ------ ------ 84.98 36.25 10.08 32.25 100 264 PEAK
Avg	Blank	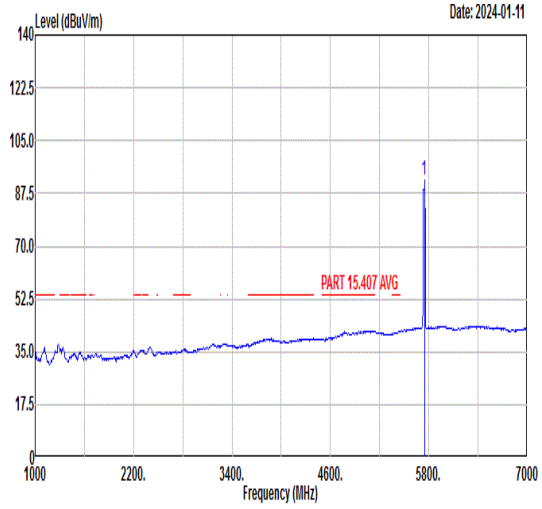 Freq Level Limit Line Margin (dB) Read Level Ant Factor Cable Loss Preamp Factor APos TPos Remark MHz dBuV/m dBuV/m dBuV dB/m dB dB cm deg 1 5745.00 91.86 ------ ------ 77.78 36.25 10.08 32.25 100 264 AVERAGE

Mode	97	
	Band Edge	
	U-NII-3_5.725-5.85_802.11ac VHT20_CH149_5745MHz	
ANT	CDD	
Pol.	Vertical	Fundamental
Peak	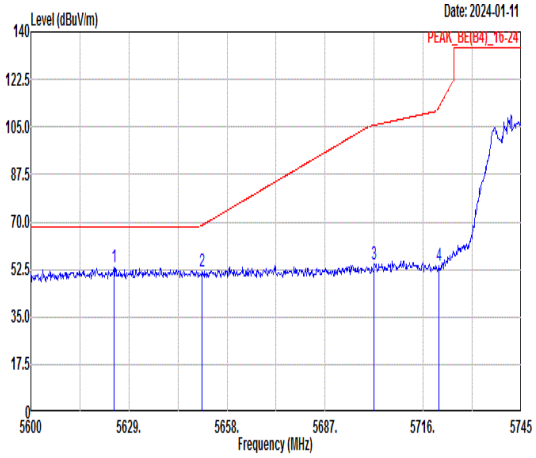 Freq Level Limit Line Margin (dB) Read Level Ant Factor Cable Loss Preamp Factor APos TPos Remark 1 5624.51 53.54 68.30 -14.76 39.78 36.07 9.81 32.12 100 238 PEAK 2 5650.61 51.59 68.75 -17.16 37.77 36.11 9.86 32.15 100 238 PEAK 3 5701.50 54.60 105.62 -51.02 40.65 36.18 9.97 32.20 100 238 PEAK 4 5720.64 54.14 112.26 -58.12 40.14 36.21 10.01 32.22 100 238 PEAK	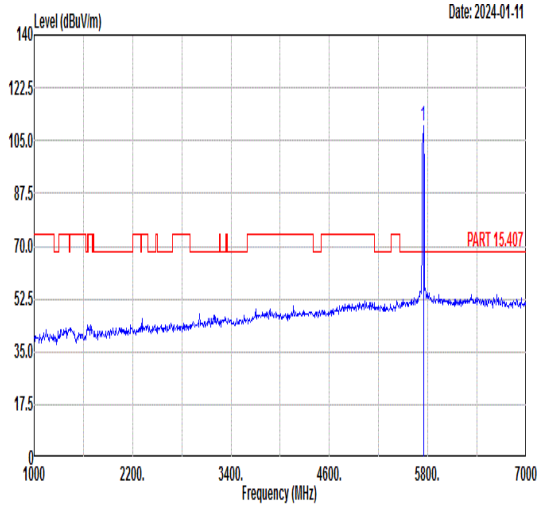 Freq Level Limit Line Margin (dB) Read Level Ant Factor Cable Loss Preamp Factor APos TPos Remark 1 5745.00 110.14 ------ ------ 96.06 36.25 10.08 32.25 100 238 PEAK
Avg	Blank	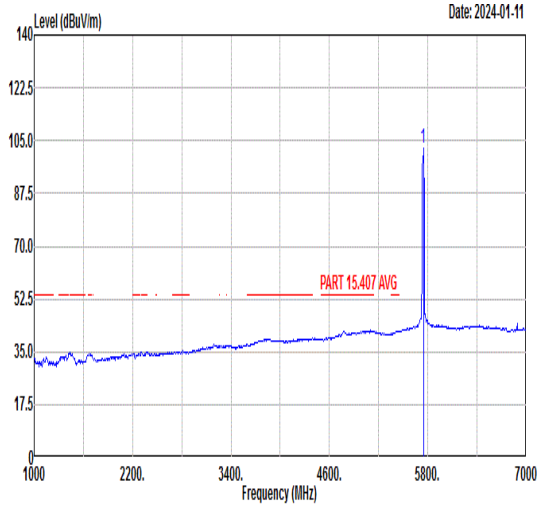 Freq Level Limit Line Margin (dB) Read Level Ant Factor Cable Loss Preamp Factor APos TPos Remark 1 5745.00 102.63 ------ ------ 88.55 36.25 10.08 32.25 100 238 AVERAGE

Mode	97	
	Harmonic	
	U-NII-3_5.725-5.85_802.11ac VHT20_CH149_5745MHz	
ANT	CDD	
Pol.	Horizontal	Vertical
Peak Avg	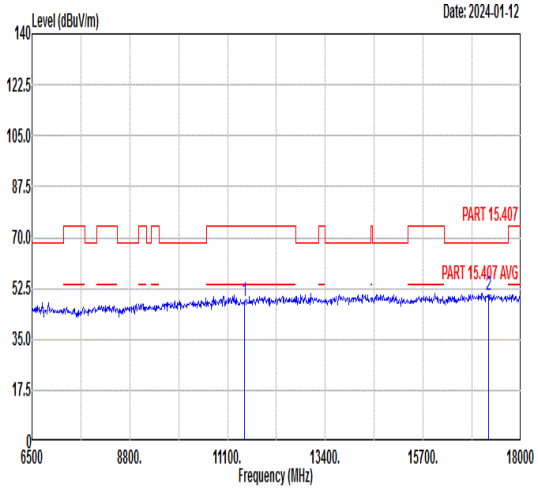 Freq Level Limit Line Margin Read Level Ant Factor Cable Loss Preamp Factor APos TPos Remark MHz dBuV/m dBuV/m dB dBuV dB/m dB dB cm deg 1 11490.00 47.87 74.00 -26.13 59.24 39.20 12.87 63.44 --- --- Peak 2 17235.00 50.08 68.30 -18.22 57.80 41.86 15.72 65.30 --- --- Peak	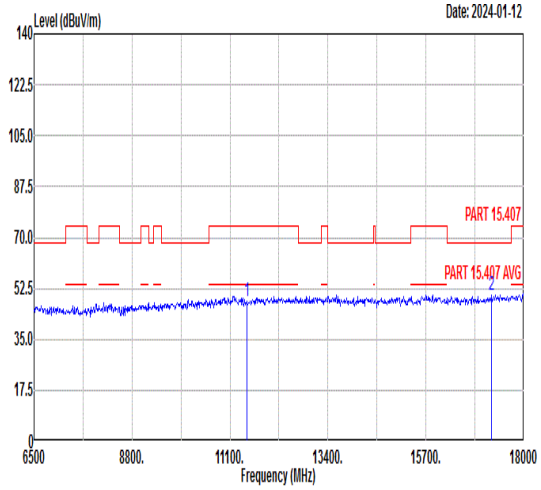 Freq Level Limit Line Margin Read Level Ant Factor Cable Loss Preamp Factor APos TPos Remark MHz dBuV/m dBuV/m dB dBuV dB/m dB dB cm deg 1 11490.00 48.26 74.00 -25.74 59.63 39.20 12.87 63.44 --- --- Peak 2 17235.00 49.94 68.30 -18.36 57.66 41.86 15.72 65.30 --- --- Peak

Mode	98	
	Harmonic	
	U-NII-3_5.725-5.85_802.11ac VHT20_CH157_5785MHz	
ANT	CDD	
Pol.	Horizontal	Vertical
Peak Avg	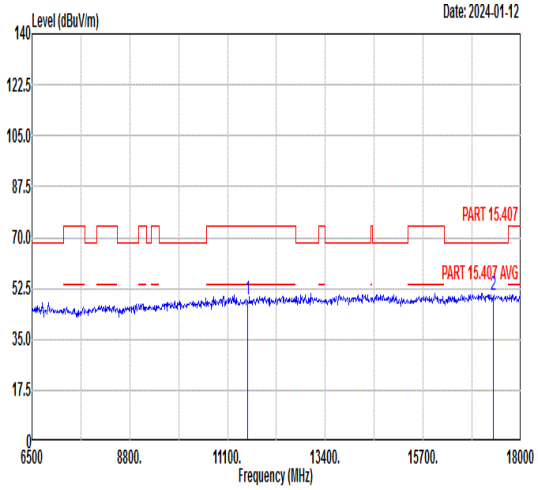 Freq Level Limit Line Margin Read Level Ant Factor Cable Loss Preamp Factor APos TPos Remark MHz dBuV/m dBuV/m dB dBuV dB/m dB dB cm deg 1 11570.00 48.46 74.00 -25.54 59.75 39.23 12.93 63.45 --- --- Peak 2 17355.00 50.31 68.30 -17.99 57.87 41.99 15.81 65.36 --- --- Peak	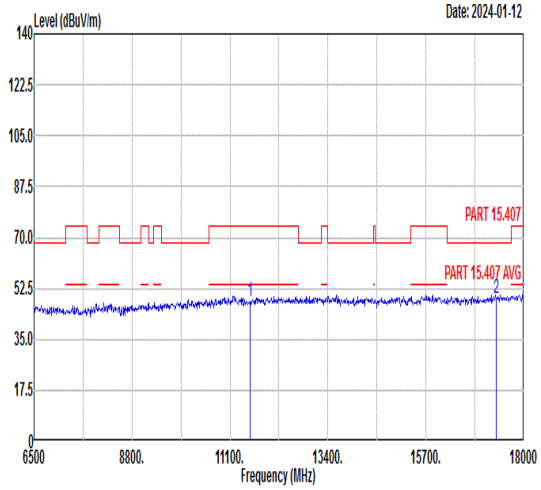 Freq Level Limit Line Margin Read Level Ant Factor Cable Loss Preamp Factor APos TPos Remark MHz dBuV/m dBuV/m dB dBuV dB/m dB dB cm deg 1 11570.00 48.01 74.00 -25.99 59.30 39.23 12.93 63.45 --- --- Peak 2 17355.00 48.89 68.30 -19.41 56.45 41.99 15.81 65.36 --- --- Peak

Mode	99	
	Band Edge	
	U-NII-3_5.725-5.85_802.11ac VHT20_CH165_5825MHz	
ANT	CDD	
Pol.	Horizontal	Fundamental
Peak	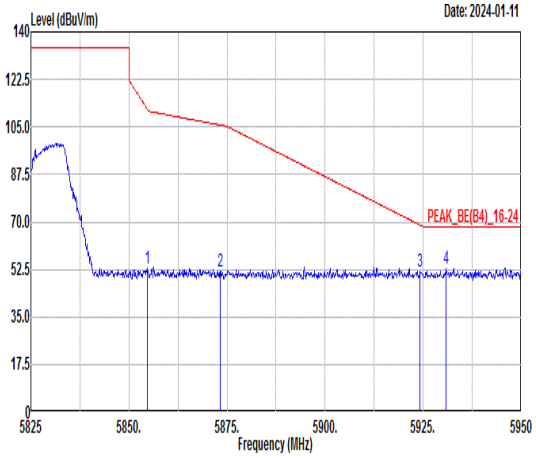 Freq Level Limit Line Margin (dB) Read Level Ant Factor Cable Loss Preamp Factor APos TPos Remark 1 5854.63 52.60 111.65 -59.05 38.26 36.40 10.29 32.35 100 263 PEAK 2 5873.25 51.73 105.69 -53.96 37.35 36.42 10.33 32.37 100 263 PEAK 3 5924.25 51.63 68.85 -17.22 37.12 36.49 10.44 32.42 100 263 PEAK 4 5930.88 52.87 68.30 -15.43 38.35 36.50 10.45 32.43 100 263 PEAK	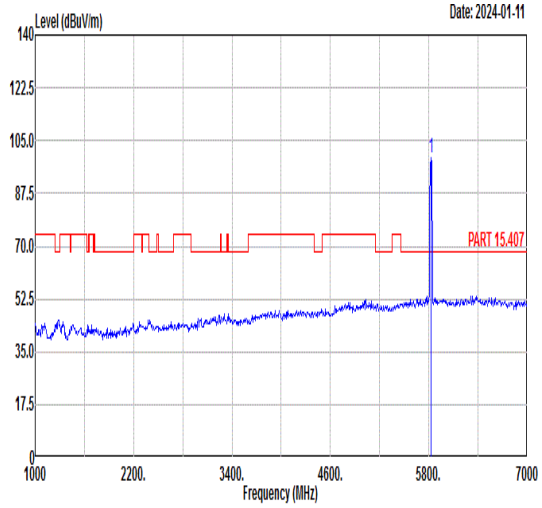 Freq Level Limit Line Margin (dB) Read Level Ant Factor Cable Loss Preamp Factor APos TPos Remark 1 5825.00 99.26 ------ ------ 84.99 36.36 10.24 32.33 100 263 PEAK
Avg	Blank	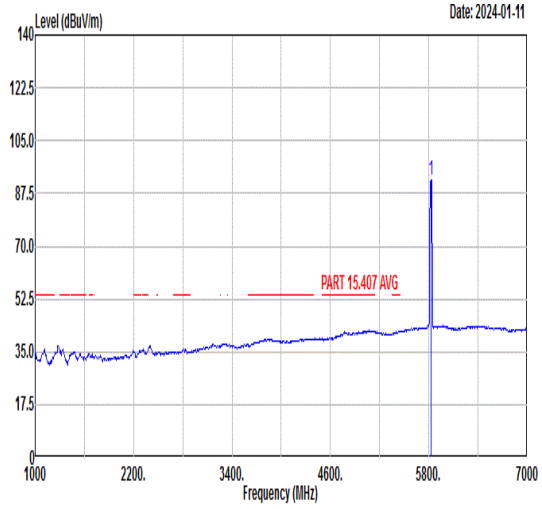 Freq Level Limit Line Margin (dB) Read Level Ant Factor Cable Loss Preamp Factor APos TPos Remark 1 5825.00 91.75 ------ ------ 77.48 36.36 10.24 32.33 100 263 AVERAGE

Mode	99	
	Band Edge	
	U-NII-3_5.725-5.85_802.11ac VHT20_CH165_5825MHz	
ANT	CDD	
Pol.	Vertical	Fundamental
Peak	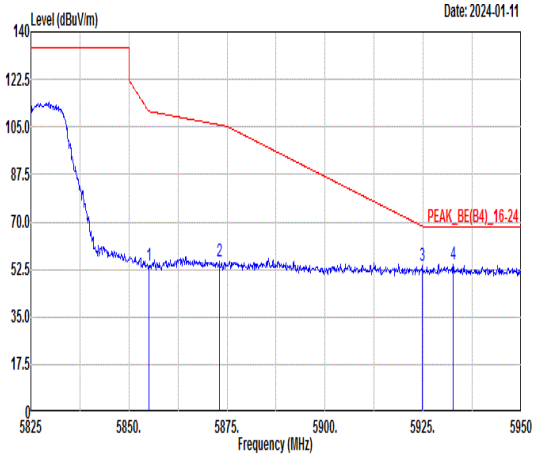 Freq Level Limit Line Margin (dB) Read Level Ant Factor Cable Loss Preamp Factor APos TPos Remark MHz dBuV/m dBuV/m dBuV dB/m dB dB cm deg 1 5855.00 53.67 110.80 -57.13 39.33 36.40 10.29 32.35 210 239 PEAK 2 5873.00 55.49 105.76 -50.27 41.11 36.42 10.33 32.37 210 239 PEAK 3 5924.75 54.06 68.48 -14.42 39.55 36.49 10.44 32.42 210 239 PEAK 4 5932.63 54.48 68.30 -13.82 39.94 36.51 10.46 32.43 210 239 PEAK	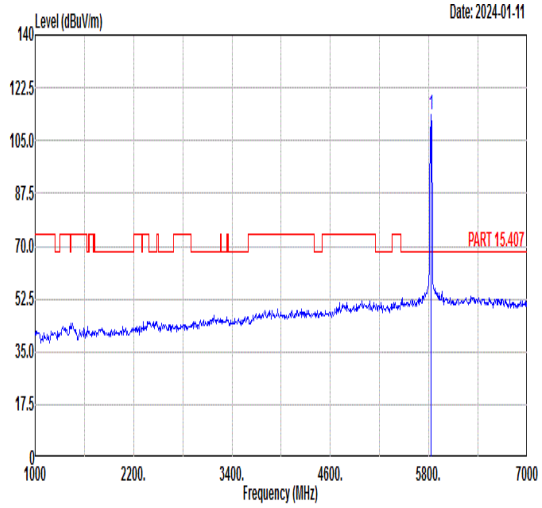 Freq Level Limit Line Margin (dB) Read Level Ant Factor Cable Loss Preamp Factor APos TPos Remark MHz dBuV/m dBuV/m dBuV dB/m dB dB cm deg 1 5825.00 113.49 ------ ------ 99.22 36.36 10.24 32.33 210 239 PEAK
Avg	Blank	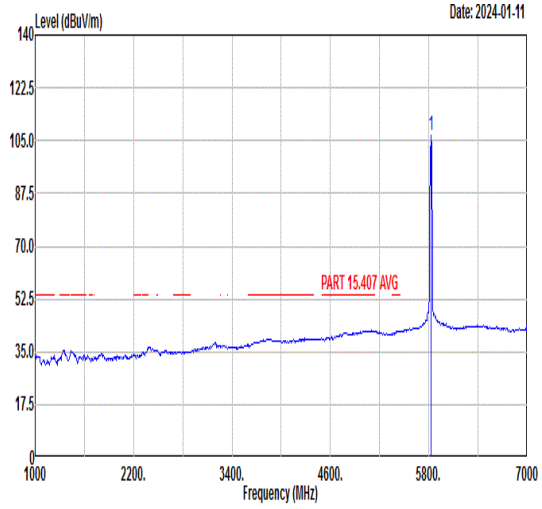 Freq Level Limit Line Margin (dB) Read Level Ant Factor Cable Loss Preamp Factor APos TPos Remark MHz dBuV/m dBuV/m dBuV dB/m dB dB cm deg 1 5825.00 106.64 ------ ------ 92.37 36.36 10.24 32.33 210 239 AVERAGE

Mode	99	
	Harmonic	
	U-NII-3_5.725-5.85_802.11ac VHT20_CH165_5825MHz	
ANT	CDD	
Pol.	Horizontal	Vertical
Peak Avg	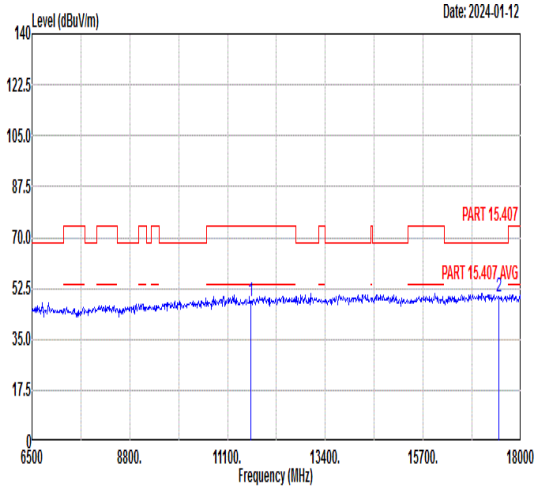 Freq Level Limit Line Margin Read Level Ant Factor Cable Loss Preamp Factor APos TPos Remark MHz dBuV/m dBuV/m dB dBuV dB/m dB dB cm deg 1 11650.00 48.33 74.00 -25.67 59.53 39.26 12.99 63.45 --- --- Peak 2 17475.00 49.62 68.30 -18.68 57.03 42.12 15.90 65.43 --- --- Peak	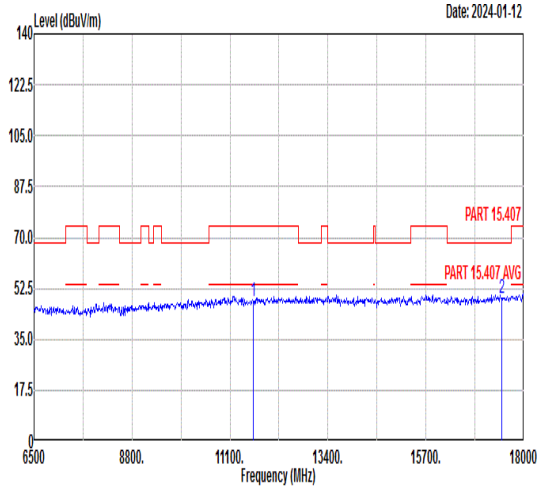 Freq Level Limit Line Margin Read Level Ant Factor Cable Loss Preamp Factor APos TPos Remark MHz dBuV/m dBuV/m dB dBuV dB/m dB dB cm deg 1 11650.00 48.34 74.00 -25.66 59.54 39.26 12.99 63.45 --- --- Peak 2 17475.00 49.37 68.30 -18.93 56.78 42.12 15.90 65.43 --- --- Peak

Mode	100	
	Band Edge - L	
	U-NII-3_5.725-5.85_802.11ac VHT40_CH151_5755MHz	
ANT	CDD	
Pol.	Horizontal	Fundamental
Peak	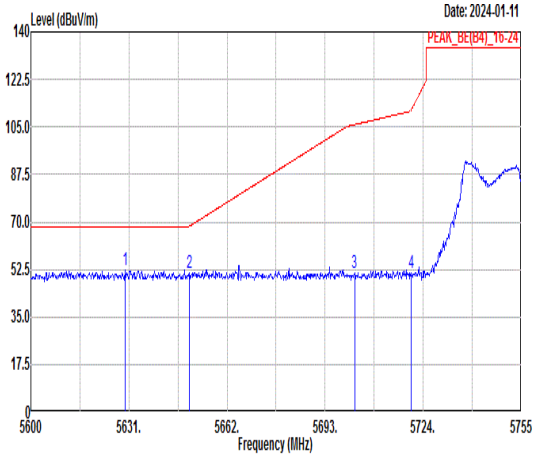 Freq Level Limit Line Margin (dB) Read Level Ant Factor Cable Loss Preamp Factor APos TPos Remark 1 5629.92 52.55 68.30 -15.75 38.78 36.08 9.82 32.13 300 13 PEAK 2 5650.07 51.01 68.35 -17.34 37.19 36.11 9.86 32.15 300 13 PEAK 3 5702.30 51.22 105.84 -54.62 37.27 36.18 9.97 32.20 300 13 PEAK 4 5720.13 51.02 111.09 -60.07 37.02 36.21 10.01 32.22 300 13 PEAK	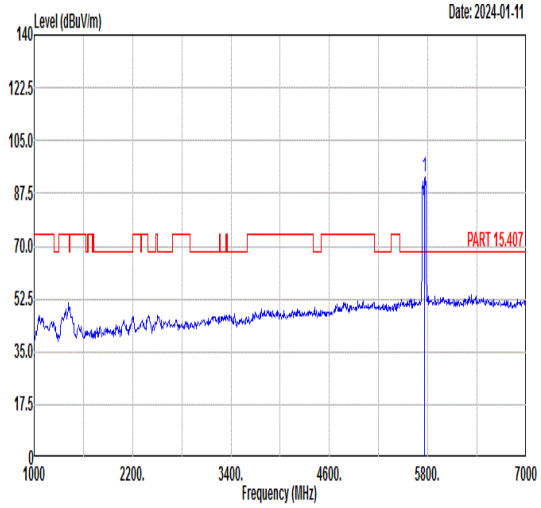 Freq Level Limit Line Margin (dB) Read Level Ant Factor Cable Loss Preamp Factor APos TPos Remark 1 5755.00 92.93 ------ ------ 78.81 36.28 10.11 32.27 300 13 PEAK
Avg	Blank	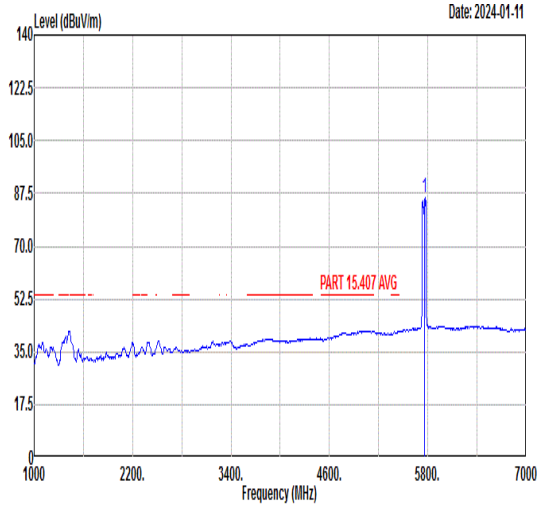 Freq Level Limit Line Margin (dB) Read Level Ant Factor Cable Loss Preamp Factor APos TPos Remark 1 5755.00 85.85 ------ ------ 71.73 36.28 10.11 32.27 300 13 AVERAGE

Mode	100	
	Band Edge - R	
	U-NII-3_5.725-5.85_802.11ac VHT40_CH151_5755MHz	
ANT	CDD	
Pol.	Horizontal	Fundamental
Peak	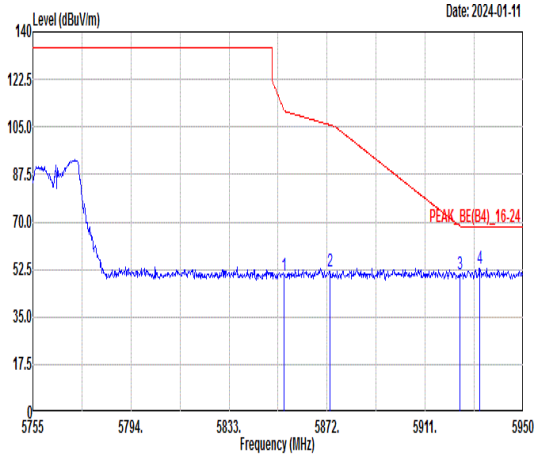 Freq Level Limit Line Margin (dB) Read Level Ant Factor Cable Loss Preamp Factor APos TPos Remark MHz dBuV/m dBuV/m dBuV dB/m dB dB cm deg 1 5854.84 50.34 111.17 -60.83 36.00 36.40 10.29 32.35 300 13 PEAK 2 5873.17 51.76 105.71 -53.95 37.38 36.42 10.33 32.37 300 13 PEAK 3 5924.85 50.80 68.41 -17.61 36.29 36.49 10.44 32.42 300 13 PEAK 4 5932.65 52.88 68.30 -15.42 38.34 36.51 10.46 32.43 300 13 PEAK	Blank

Mode	100	
	Band Edge - L	
	U-NII-3_5.725-5.85_802.11ac VHT40_CH151_5755MHz	
ANT	CDD	
Pol.	Vertical	Fundamental
Peak	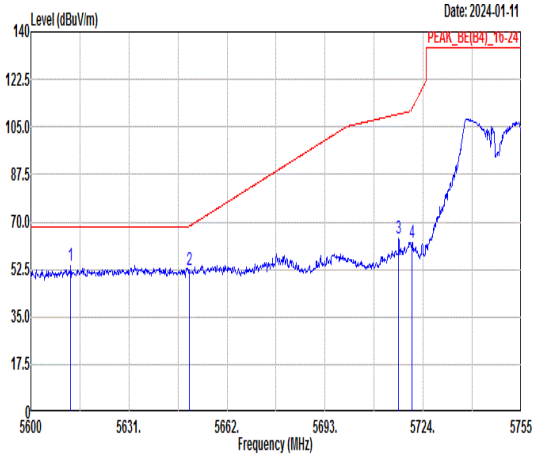 Freq Level Limit Line Margin (dB) Read Level Ant Factor Cable Loss Preamp Factor APos TPos Remark 1 5612.56 53.71 68.30 -14.59 39.98 36.06 9.78 32.11 200 235 PEAK 2 5650.07 52.35 68.35 -16.00 38.53 36.11 9.86 32.15 200 235 PEAK 3 5716.25 63.82 109.75 -45.93 49.84 36.20 10.00 32.22 200 235 PEAK 4 5720.44 62.16 111.79 -49.63 48.16 36.21 10.01 32.22 200 235 PEAK	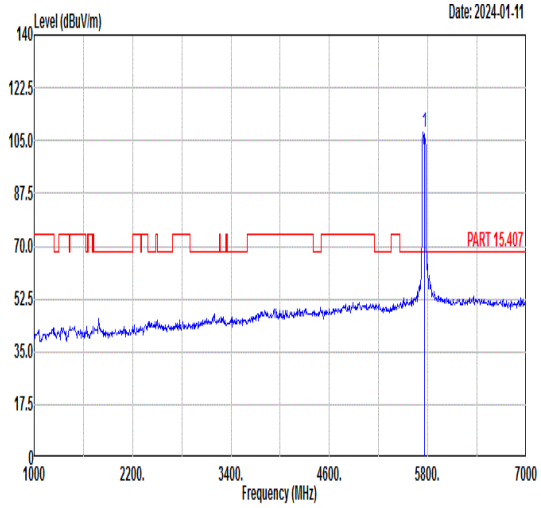 Freq Level Limit Line Margin (dB) Read Level Ant Factor Cable Loss Preamp Factor APos TPos Remark 1 5755.00 107.51 ------ ------ 93.46 36.24 10.05 32.24 200 235 PEAK
Avg	Blank	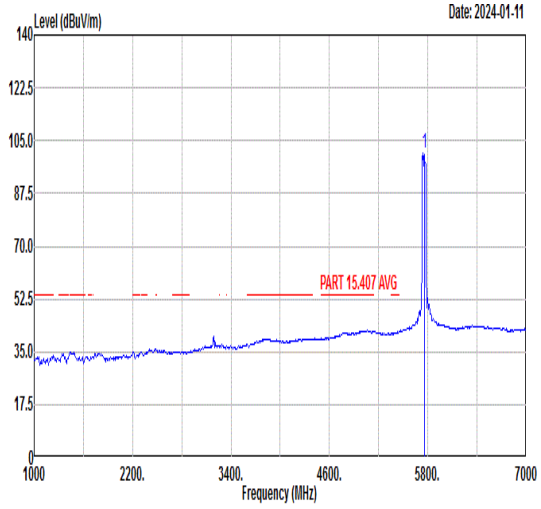 Freq Level Limit Line Margin (dB) Read Level Ant Factor Cable Loss Preamp Factor APos TPos Remark 1 5755.00 100.90 ------ ------ 86.85 36.24 10.05 32.24 200 235 AVERAGE

Mode	100	
	Band Edge - R	
	U-NII-3_5.725-5.85_802.11ac VHT40_CH151_5755MHz	
ANT	CDD	
Pol.	Vertical	Fundamental
Peak	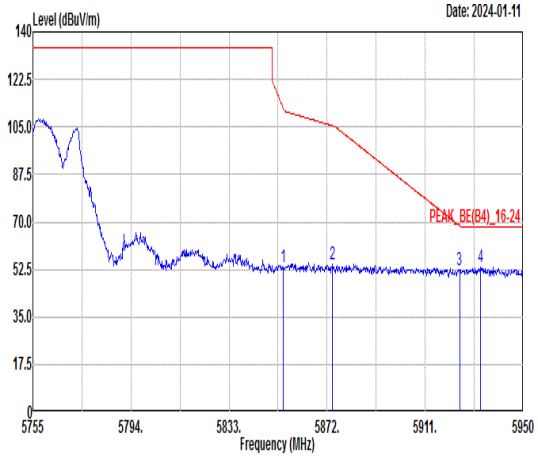 Freq Level Limit Line Margin (dB) Read Level Ant Factor Cable Loss Preamp Factor APos TPos Remark MHz dBuV/m dBuV/m dBuV dB/m dB dB cm deg 1 5854.65 53.12 111.61 -58.49 38.78 36.40 10.29 32.35 200 235 PEAK 2 5874.15 54.18 105.44 -51.26 39.80 36.42 10.33 32.37 200 235 PEAK 3 5924.65 52.30 68.56 -16.26 37.79 36.49 10.44 32.42 200 235 PEAK 4 5933.04 53.41 68.30 -14.89 38.87 36.51 10.46 32.43 200 235 PEAK	Blank

Mode	100	
	Harmonic	
	U-NII-3_5.725-5.85_802.11ac VHT40_CH151_5755MHz	
ANT	CDD	
Pol.	Horizontal	Vertical
Peak Avg	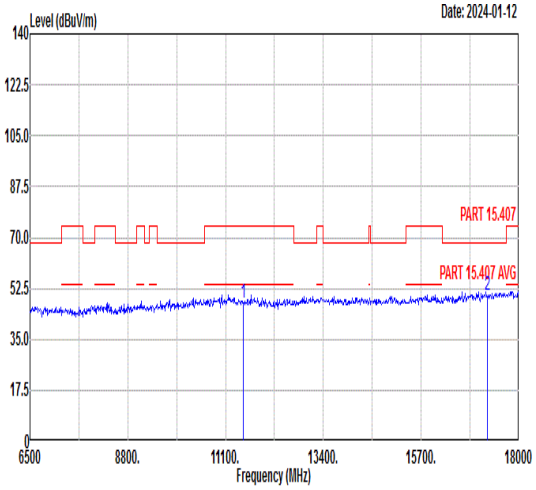 Freq Level Limit Line Margin Read Level Ant Factor Cable Loss Preamp Factor APos TPos Remark MHz dBuV/m dBuV/m dB dBuV dB/m dB dB cm deg 1 11510.00 47.77 74.00 -26.23 59.13 39.20 12.89 63.45 --- --- Peak 2 17265.00 50.00 68.30 -18.30 57.69 41.89 15.74 65.32 --- --- Peak	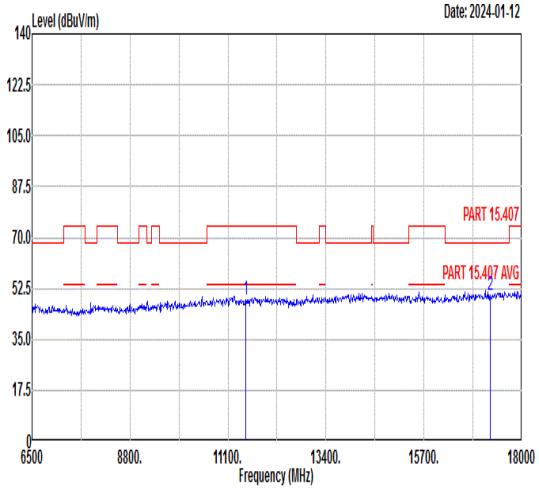 Freq Level Limit Line Margin Read Level Ant Factor Cable Loss Preamp Factor APos TPos Remark MHz dBuV/m dBuV/m dB dBuV dB/m dB dB cm deg 1 11510.00 48.64 74.00 -25.36 60.00 39.20 12.89 63.45 --- --- Peak 2 17265.00 50.12 68.30 -18.18 57.81 41.89 15.74 65.32 --- --- Peak

Mode	101	
	Band Edge - L	
	U-NII-3_5.725-5.85_802.11ac VHT40_CH159_5795MHz	
ANT	CDD	
Pol.	Horizontal	Fundamental
Peak	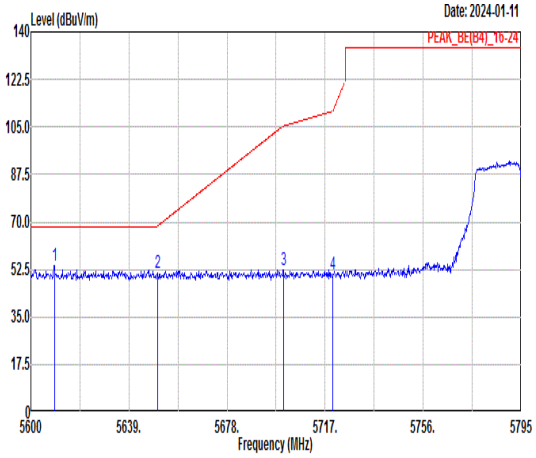 Freq Level Limit Line Margin (dB) Read Level Ant Factor Cable Loss Preamp Factor APos TPos Remark 1 5609.36 54.11 68.30 -14.19 40.39 36.05 9.78 32.11 300 206 PEAK 2 5650.31 51.38 68.53 -17.15 37.56 36.11 9.86 32.15 300 206 PEAK 3 5700.43 52.49 105.32 -52.83 38.54 36.18 9.97 32.20 300 206 PEAK 4 5720.12 50.96 111.07 -60.11 36.96 36.21 10.01 32.22 300 206 PEAK	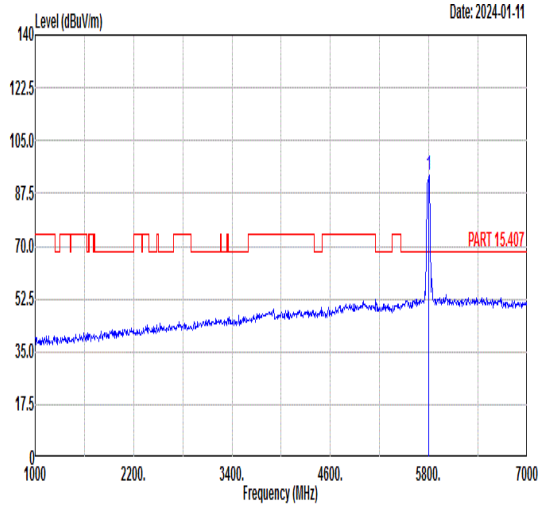 Freq Level Limit Line Margin (dB) Read Level Ant Factor Cable Loss Preamp Factor APos TPos Remark 1 5795.00 93.27 ------ ------ 79.04 36.34 10.20 32.31 300 206 PEAK
Avg	Blank	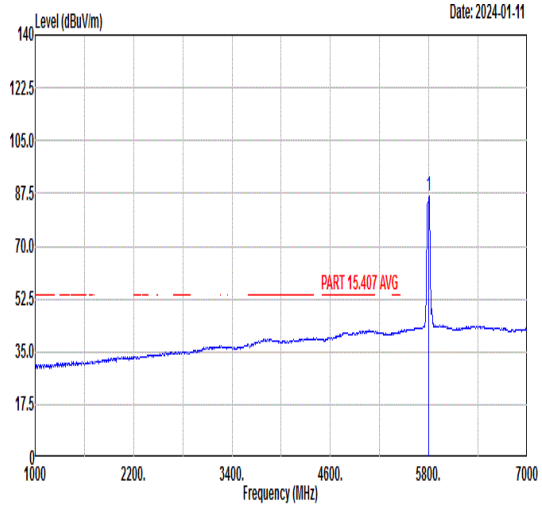 Freq Level Limit Line Margin (dB) Read Level Ant Factor Cable Loss Preamp Factor APos TPos Remark 1 5795.00 86.65 ------ ------ 72.42 36.34 10.20 32.31 300 206 AVERAGE

Mode	101	
	Band Edge - R	
	U-NII-3_5.725-5.85_802.11ac VHT40_CH159_5795MHz	
ANT	CDD	
Pol.	Horizontal	Fundamental
Peak	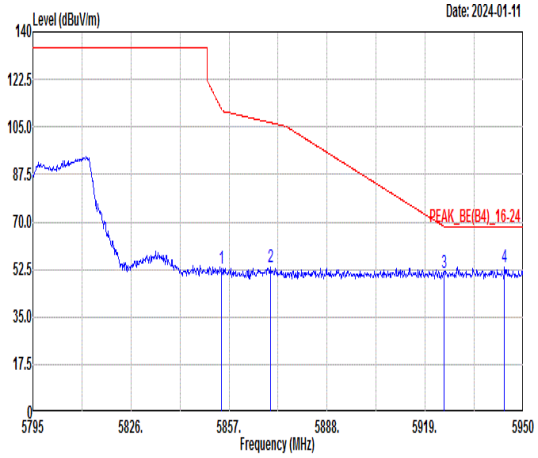 Freq Level Limit Line Margin (dB) Read Level Ant Factor Cable Loss Preamp Factor APos TPos Remark MHz dBuV/m dBuV/m dBuV dB/m dB dB cm deg 1 5854.68 52.79 111.54 -58.75 38.45 36.40 10.29 32.35 300 206 PEAK 2 5870.02 53.48 106.59 -53.11 39.11 36.42 10.32 32.37 300 206 PEAK 3 5924.89 51.33 68.38 -17.05 36.82 36.49 10.44 32.42 300 206 PEAK 4 5944.11 53.23 68.30 -15.07 38.67 36.52 10.48 32.44 300 206 PEAK	Blank

Mode	101	
	Band Edge - L	
	U-NII-3_5.725-5.85_802.11ac VHT40_CH159_5795MHz	
ANT	CDD	
Pol.	Vertical	Fundamental
Peak	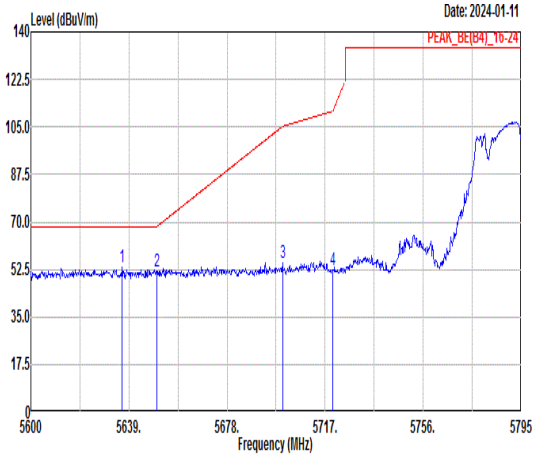 Freq Level Limit Line Margin (dB) Read Level Ant Factor Cable Loss Preamp Factor APos TPos Remark MHz dBuV/m dBuV/m dBuV dB/m dB dB cm deg 1 5636.27 53.15 68.30 -15.15 39.37 36.09 9.83 32.14 200 170 PEAK 2 5650.12 51.76 68.39 -16.63 37.94 36.11 9.86 32.15 200 170 PEAK 3 5700.04 54.85 105.21 -50.36 40.90 36.18 9.97 32.20 200 170 PEAK 4 5720.12 52.09 111.07 -58.98 38.09 36.21 10.01 32.22 200 170 PEAK	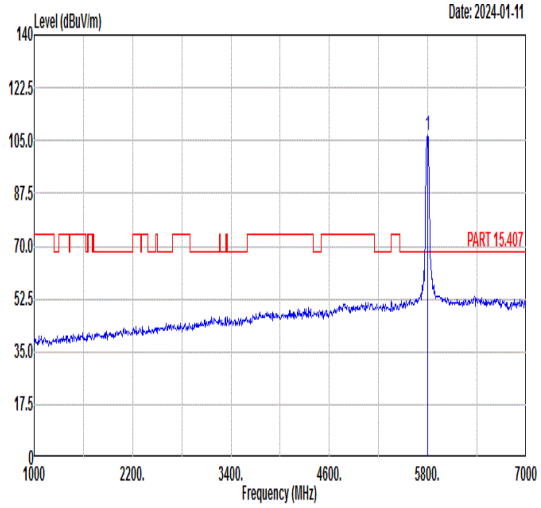 Freq Level Limit Line Margin (dB) Read Level Ant Factor Cable Loss Preamp Factor APos TPos Remark MHz dBuV/m dBuV/m dBuV dB/m dB dB cm deg 1 5795.00 106.58 ------ ------ 92.40 36.31 10.16 32.29 200 170 PEAK
Avg	Blank	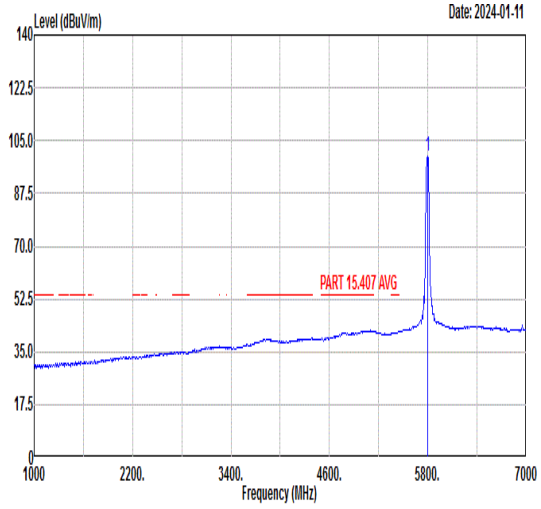 Freq Level Limit Line Margin (dB) Read Level Ant Factor Cable Loss Preamp Factor APos TPos Remark MHz dBuV/m dBuV/m dBuV dB/m dB dB cm deg 1 5795.00 99.77 ------ ------ 85.59 36.31 10.16 32.29 200 170 AVERAGE

Mode	101	
	Band Edge - R	
	U-NII-3_5.725-5.85_802.11ac VHT40_CH159_5795MHz	
ANT	CDD	
Pol.	Vertical	Fundamental
Peak	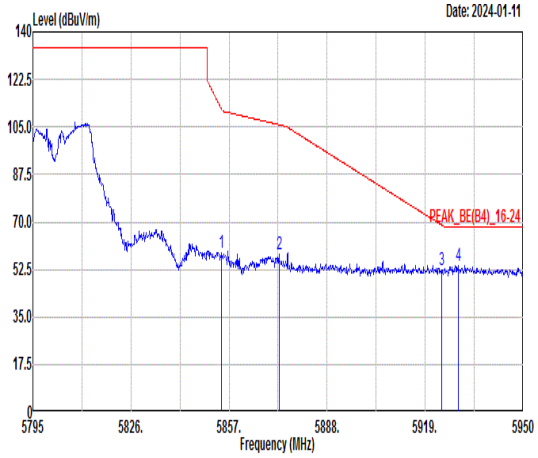 Freq Level Limit Line Margin (dB) Read Level Ant Factor Cable Loss Preamp Factor APos TPos Remark MHz dBuV/m dBuV/m dBuV dB/m dB dB cm deg 1 5854.68 58.54 111.54 -53.00 44.20 36.40 10.29 32.35 200 170 PEAK 2 5872.81 57.92 105.81 -47.89 43.54 36.42 10.33 32.37 200 170 PEAK 3 5924.12 52.51 68.95 -16.44 38.00 36.49 10.44 32.42 200 170 PEAK 4 5929.39 54.03 68.30 -14.27 39.51 36.50 10.45 32.43 200 170 PEAK	Blank

Mode	101	
	Harmonic	
	U-NII-3_5.725-5.85_802.11ac VHT40_CH159_5795MHz	
ANT	CDD	
Pol.	Horizontal	Vertical
Peak Avg	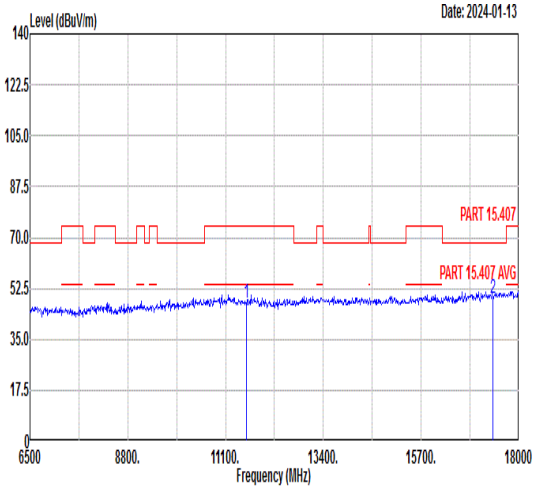 Freq Level Limit Line Margin Read Level Ant Factor Cable Loss Preamp Factor APos TPos Remark MHz dBuV/m dBuV/m dB dBuV dB/m dB dB cm deg 1 11590.00 47.80 74.00 -26.20 59.06 39.24 12.95 63.45 --- --- Peak 2 17385.00 49.06 68.30 -19.24 56.59 42.02 15.83 65.38 --- --- Peak	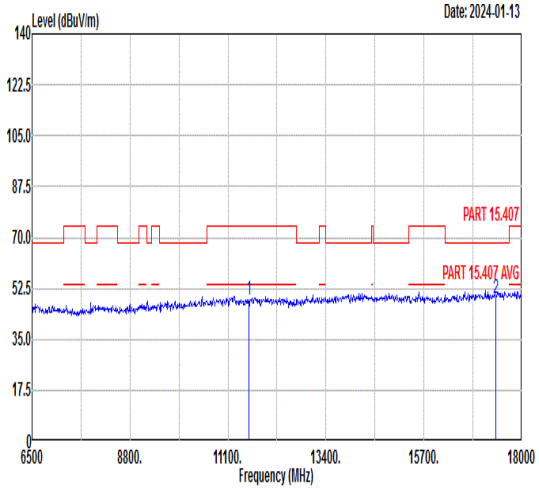 Freq Level Limit Line Margin Read Level Ant Factor Cable Loss Preamp Factor APos TPos Remark MHz dBuV/m dBuV/m dB dBuV dB/m dB dB cm deg 1 11590.00 48.62 74.00 -25.38 59.88 39.24 12.95 63.45 --- --- Peak 2 17385.00 49.10 68.30 -19.20 56.63 42.02 15.83 65.38 --- --- Peak

Mode	102	
	Band Edge - L	
	U-NII-3_5.725-5.85_802.11ac VHT80_CH155_5775MHz	
ANT	CDD	
Pol.	Horizontal	Fundamental
Peak	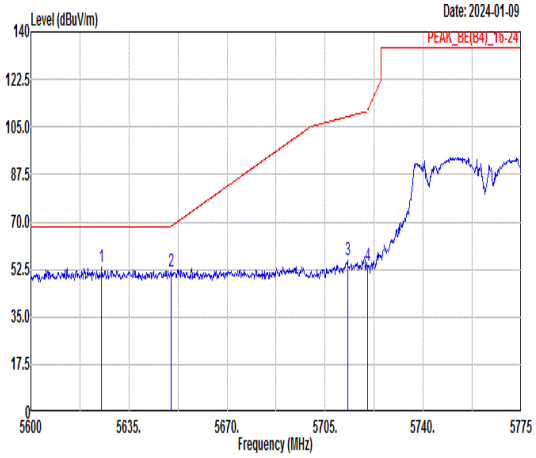 Freq Level Limit Line Margin (dB) Read Level Ant Factor Cable Loss Preamp Factor APos TPos Remark MHz dBuV/m dBuV/m dBuV dB/m dB dB cm deg 1 5625.20 53.13 68.30 -15.17 39.37 36.08 9.81 32.13 100 138 PEAK 2 5650.05 51.93 68.34 -16.41 38.11 36.11 9.86 32.15 100 138 PEAK 3 5713.05 55.76 108.86 -53.10 41.78 36.20 9.99 32.21 100 138 PEAK 4 5720.23 53.85 111.31 -57.46 39.85 36.21 10.01 32.22 100 138 PEAK	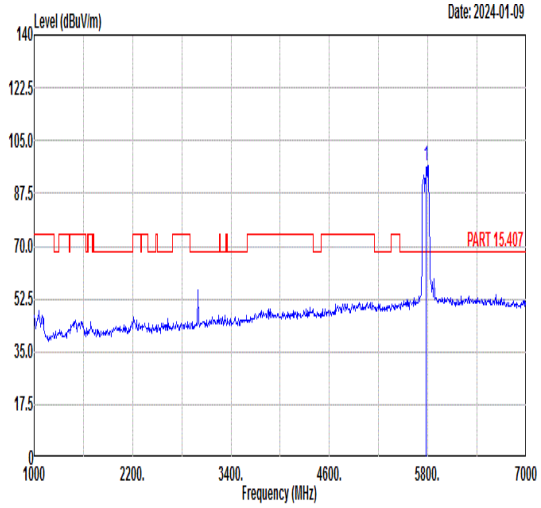 Freq Level Limit Line Margin (dB) Read Level Ant Factor Cable Loss Preamp Factor APos TPos Remark MHz dBuV/m dBuV/m dBuV dB/m dB dB cm deg 1 5775.00 96.79 ------ ------ 82.61 36.31 10.16 32.29 100 138 PEAK
Avg	Blank	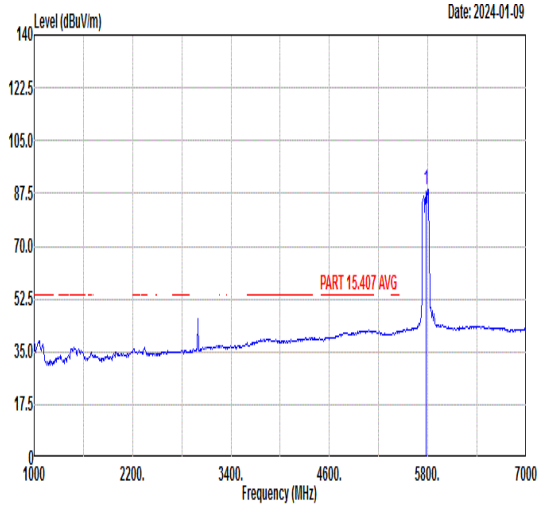 Freq Level Limit Line Margin (dB) Read Level Ant Factor Cable Loss Preamp Factor APos TPos Remark MHz dBuV/m dBuV/m dBuV dB/m dB dB cm deg 1 5775.00 88.97 ------ ------ 74.79 36.31 10.16 32.29 100 138 AVERAGE

Mode	102	
	Band Edge - R	
	U-NII-3_5.725-5.85_802.11ac VHT80_CH155_5775MHz	
ANT	CDD	
Pol.	Horizontal	Fundamental
Peak	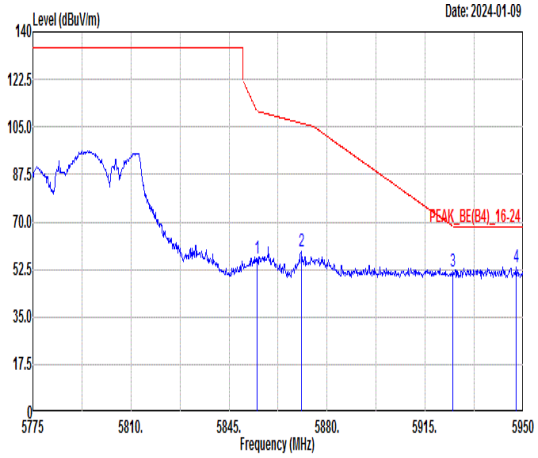	Blank

	Freq	Level	Limit Line	Margin (dB)	Read Level	Ant Factor	Cable Loss	Preamp Factor	APos	TPos	Remark
	MHz	dBuV/m	dBuV/m		dBuV	dB/m	dB	dB	cm	deg	
1	5854.98	56.35	110.86	-54.51	42.01	36.40	10.29	32.35	100	138	PEAK
2	5870.90	58.93	106.35	-47.42	44.55	36.42	10.33	32.37	100	138	PEAK
3	5924.80	51.65	68.45	-16.80	37.14	36.49	10.44	32.42	100	138	PEAK
4	5947.55	53.56	68.30	-14.74	38.99	36.53	10.49	32.45	100	138	PEAK

Mode	102	
	Band Edge - L	
	U-NII-3_5.725-5.85_802.11ac VHT80_CH155_5775MHz	
ANT	CDD	
Pol.	Vertical	Fundamental
Peak	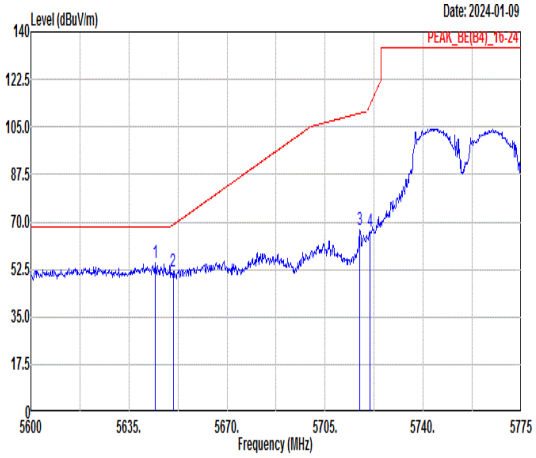 Freq Level Limit Line Margin (dB) Read Level Ant Factor Cable Loss Preamp Factor APos TPos Remark 1 5644.28 54.92 68.30 -13.38 41.11 36.10 9.85 32.14 164 154 PEAK 2 5650.75 51.92 68.86 -16.94 38.10 36.11 9.86 32.15 164 154 PEAK 3 5717.25 67.12 110.03 -42.91 53.14 36.20 10.00 32.22 164 154 PEAK 4 5721.10 66.82 113.31 -46.49 52.82 36.21 10.01 32.22 164 154 PEAK	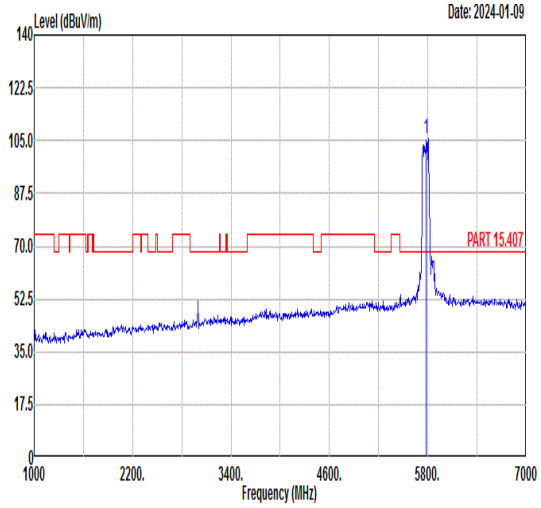 Freq Level Limit Line Margin (dB) Read Level Ant Factor Cable Loss Preamp Factor APos TPos Remark 1 5775.00 105.63 ------ ------ 91.42 36.33 10.19 32.31 164 154 PEAK
Avg	Blank	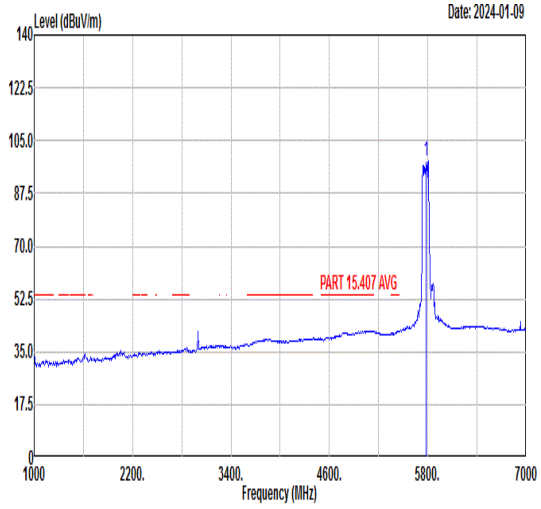 Freq Level Limit Line Margin (dB) Read Level Ant Factor Cable Loss Preamp Factor APos TPos Remark 1 5775.00 98.39 ------ ------ 84.18 36.33 10.19 32.31 164 154 AVERAGE

Mode	102	
	Band Edge - R	
	U-NII-3_5.725-5.85_802.11ac VHT80_CH155_5775MHz	
ANT	CDD	
Pol.	Vertical	Fundamental
Peak	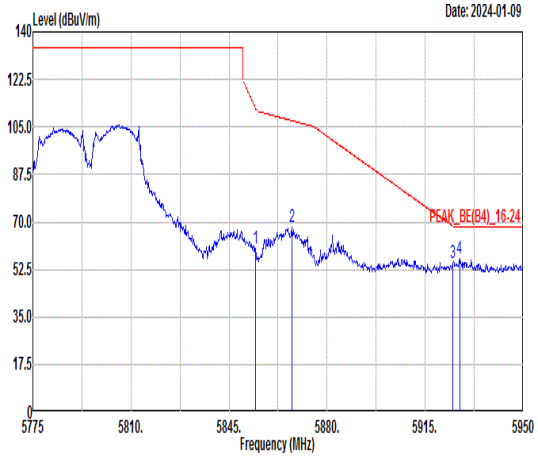 Freq Level Limit Line Margin (dB) Read Level Ant Factor Cable Loss Preamp Factor APos TPos Remark MHz dBuV/m dBuV/m dBuV dB/m dB dB cm deg 1 5854.45 60.19 112.05 -51.86 45.85 36.40 10.29 32.35 164 154 PEAK 2 5867.58 68.07 107.28 -39.21 53.71 36.41 10.32 32.37 164 154 PEAK 3 5924.98 55.02 68.32 -13.30 40.51 36.49 10.44 32.42 164 154 PEAK 4 5927.25 56.27 68.30 -12.03 41.76 36.50 10.44 32.43 164 154 PEAK	Blank

Mode	102	
	Harmonic	
	U-NII-3_5.725-5.85_802.11ac VHT80_CH155_5775MHz	
ANT	CDD	
Pol.	Horizontal	Vertical
Peak Avg	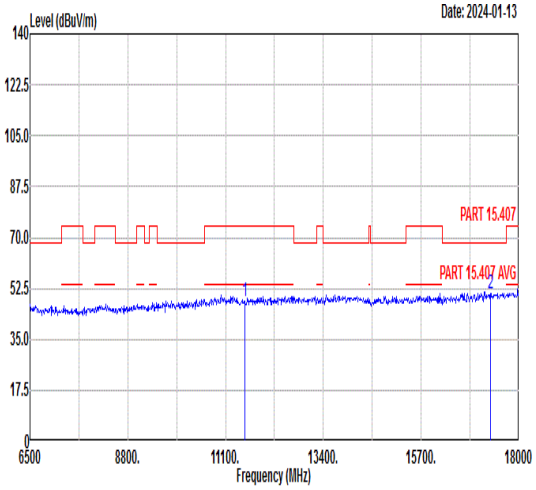 Freq Level Limit Line Margin Read Level Ant Factor Cable Loss Preamp Factor APos TPos Remark MHz dBuV/m dBuV/m dB dBuV dB/m dB dB cm deg 1 11550.00 48.11 74.00 -25.89 59.42 39.22 12.92 63.45 --- --- Peak 2 17325.00 50.53 68.30 -17.77 58.13 41.96 15.79 65.35 --- --- Peak	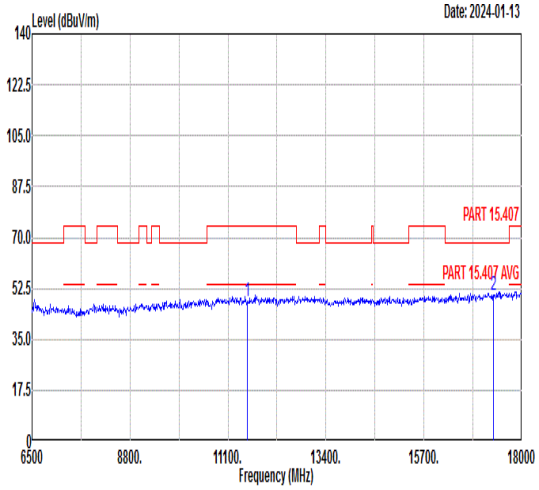 Freq Level Limit Line Margin Read Level Ant Factor Cable Loss Preamp Factor APos TPos Remark MHz dBuV/m dBuV/m dB dBuV dB/m dB dB cm deg 1 11550.00 48.08 74.00 -25.92 59.39 39.22 12.92 63.45 --- --- Peak 2 17325.00 50.11 68.30 -18.19 57.71 41.96 15.79 65.35 --- --- Peak

Mode	103	
	Band Edge	
	U-NII-3_5.725-5.85_802.11ax HE20_CH149_Full_5745MHz	
ANT	CDD	
Pol.	Horizontal	Fundamental
Peak	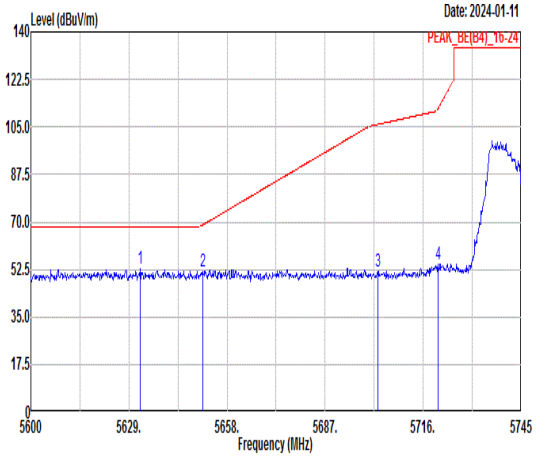 Freq Level Limit Line Margin (dB) Read Level Ant Factor Cable Loss Preamp Factor APos TPos Remark 1 5632.34 52.92 68.30 -15.38 39.14 36.09 9.82 32.13 100 105 PEAK 2 5650.75 51.83 68.86 -17.03 38.01 36.11 9.86 32.15 100 105 PEAK 3 5702.52 51.79 105.91 -54.12 37.84 36.18 9.97 32.20 100 105 PEAK 4 5720.35 54.58 111.60 -57.02 40.58 36.21 10.01 32.22 100 105 PEAK	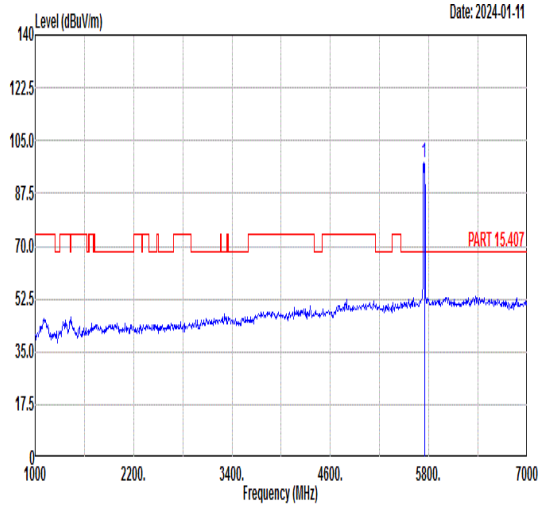 Freq Level Limit Line Margin (dB) Read Level Ant Factor Cable Loss Preamp Factor APos TPos Remark 1 5745.00 97.71 ------ ------ 83.66 36.24 10.05 32.24 100 105 PEAK
Avg	Blank	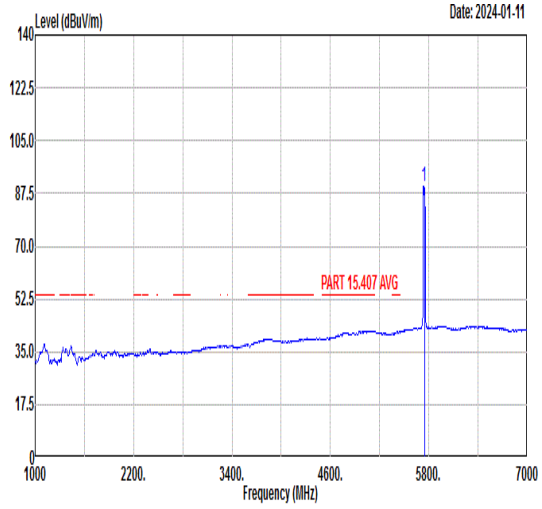 Freq Level Limit Line Margin (dB) Read Level Ant Factor Cable Loss Preamp Factor APos TPos Remark 1 5745.00 89.74 ------ ------ 75.70 36.23 10.04 32.23 100 105 AVERAGE

Mode	103	
	Band Edge	
	U-NII-3_5.725-5.85_802.11ax HE20_CH149_Full_5745MHz	
ANT	CDD	
Pol.	Vertical	Fundamental
Peak	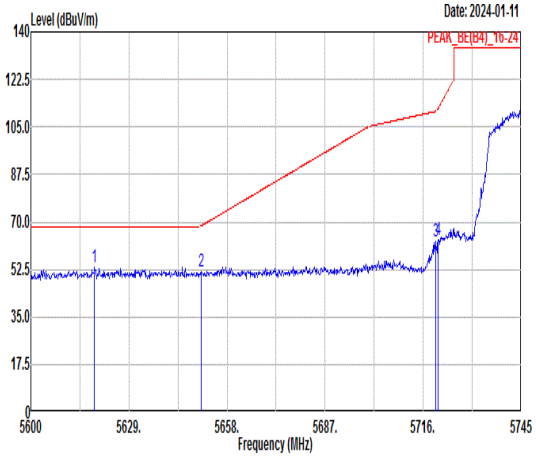 Freq Level Limit Line Margin (dB) Read Level Ant Factor Cable Loss Preamp Factor APos TPos Remark 1 5618.85 53.49 68.30 -14.81 39.74 36.07 9.80 32.12 242 132 PEAK 2 5650.46 51.53 68.64 -17.11 37.71 36.11 9.86 32.15 242 132 PEAK 3 5719.63 62.82 110.70 -47.88 48.82 36.21 10.01 32.22 242 132 PEAK 4 5720.35 63.55 111.60 -48.05 49.55 36.21 10.01 32.22 242 132 PEAK	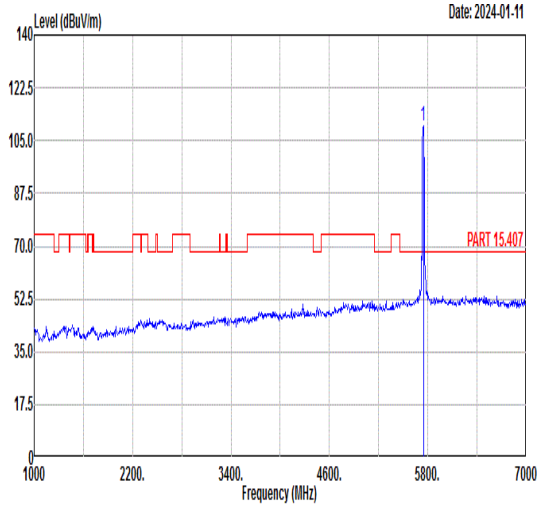 Freq Level Limit Line Margin (dB) Read Level Ant Factor Cable Loss Preamp Factor APos TPos Remark 1 5745.00 109.88 ------ ------ 95.83 36.24 10.06 32.25 242 132 PEAK
Avg	Blank	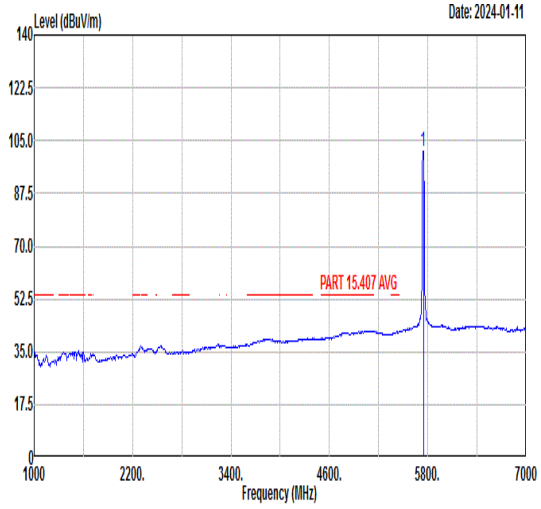 Freq Level Limit Line Margin (dB) Read Level Ant Factor Cable Loss Preamp Factor APos TPos Remark 1 5745.00 101.69 ------ ------ 87.64 36.24 10.06 32.25 242 132 AVERAGE

Mode	103	
	Harmonic	
	U-NII-3_5.725-5.85_802.11ax HE20_CH149_Full_5745MHz	
ANT	CDD	
Pol.	Horizontal	Vertical
Peak Avg	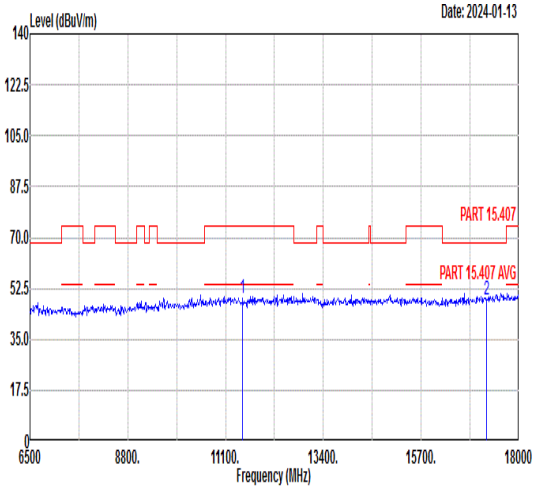 Freq Level Limit Line Margin Read Level Ant Factor Cable Loss Preamp Factor APos TPos Remark MHz dBuV/m dBuV/m dB dBuV dB/m dB dB cm deg 1 11490.00 48.96 74.00 -25.04 60.33 39.20 12.87 63.44 --- --- Peak 2 17235.00 48.79 68.30 -19.51 56.51 41.86 15.72 65.30 --- --- Peak	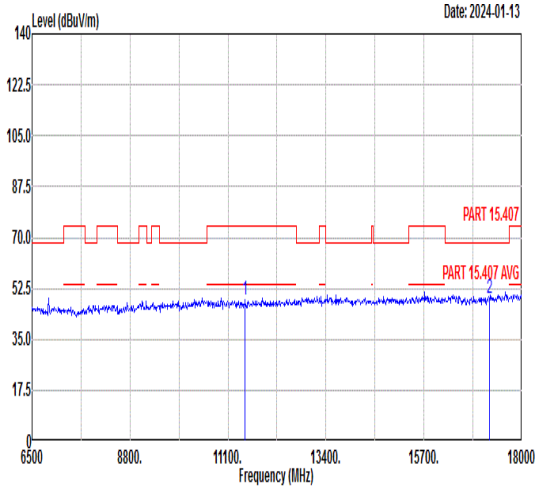 Freq Level Limit Line Margin Read Level Ant Factor Cable Loss Preamp Factor APos TPos Remark MHz dBuV/m dBuV/m dB dBuV dB/m dB dB cm deg 1 11490.00 48.53 74.00 -25.47 59.90 39.20 12.87 63.44 --- --- Peak 2 17235.00 48.87 68.30 -19.43 56.59 41.86 15.72 65.30 --- --- Peak

Mode	104	
	Harmonic	
	U-NII-3_5.725-5.85_802.11ax HE20_CH157_Full_5785MHz	
ANT	CDD	
Pol.	Horizontal	Vertical
Peak Avg	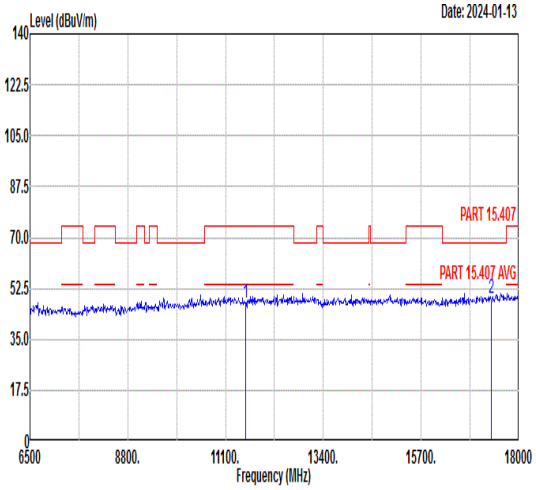 Freq Level Limit Line Margin Read Level Ant Factor Cable Loss Preamp Factor APos TPos Remark MHz dBuV/m dBuV/m dB dBuV dB/m dB dB cm deg 1 11570.00 47.62 74.00 -26.38 58.91 39.23 12.93 63.45 --- --- Peak 2 17355.00 49.22 68.30 -19.08 56.78 41.99 15.81 65.36 --- --- Peak	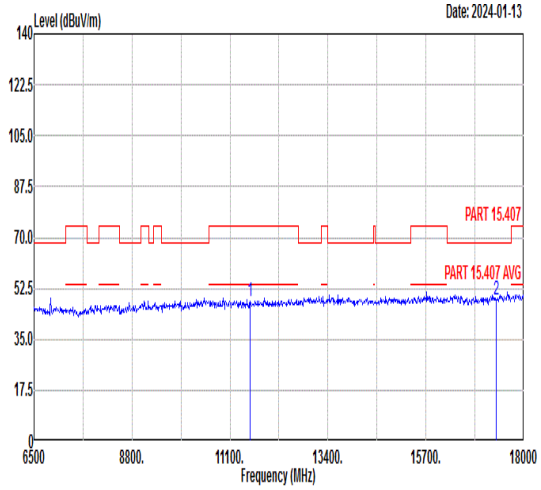 Freq Level Limit Line Margin Read Level Ant Factor Cable Loss Preamp Factor APos TPos Remark MHz dBuV/m dBuV/m dB dBuV dB/m dB dB cm deg 1 11570.00 47.85 74.00 -26.15 59.14 39.23 12.93 63.45 --- --- Peak 2 17355.00 48.35 68.30 -19.95 55.91 41.99 15.81 65.36 --- --- Peak

Mode	105	
	Band Edge	
	U-NII-3_5.725-5.85_802.11ax HE20_CH165_Full_5825MHz	
ANT	CDD	
Pol.	Horizontal	Fundamental
Peak	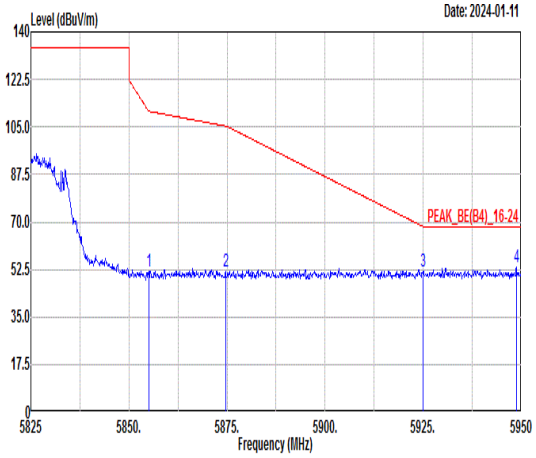 Freq Level Limit Line Margin (dB) Read Level Ant Factor Cable Loss Preamp Factor APos TPos Remark 1 5855.00 51.77 110.80 -59.03 37.43 36.40 10.29 32.35 300 293 PEAK 2 5874.63 51.87 105.30 -53.43 37.49 36.42 10.33 32.37 300 293 PEAK 3 5924.88 51.82 68.39 -16.57 37.31 36.49 10.44 32.42 300 293 PEAK 4 5948.75 53.58 68.30 -14.72 39.01 36.53 10.49 32.45 300 293 PEAK	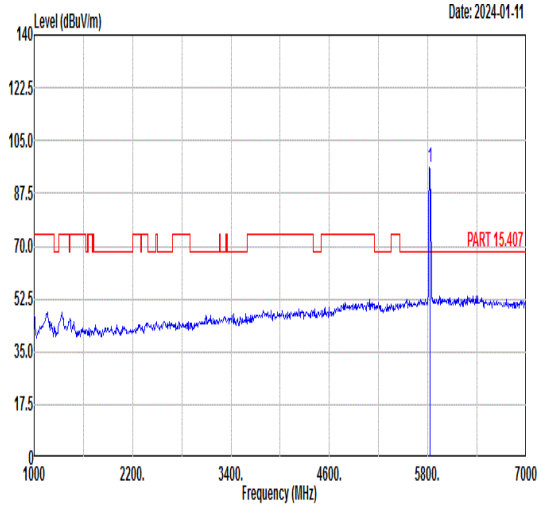 Freq Level Limit Line Margin (dB) Read Level Ant Factor Cable Loss Preamp Factor APos TPos Remark 1 5825.00 96.11 ------ ------ 81.87 36.35 10.21 32.32 300 293 PEAK
Avg	Blank	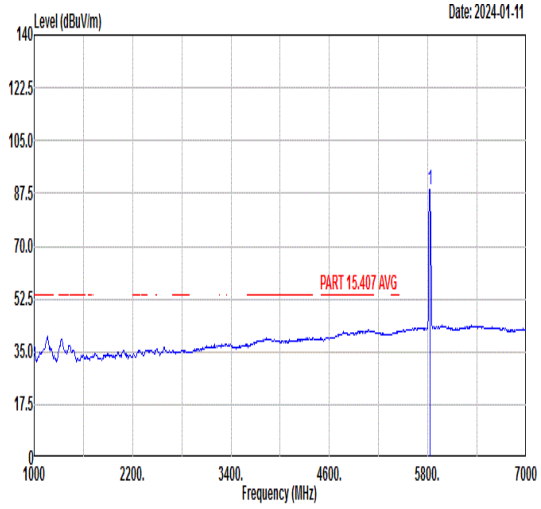 Freq Level Limit Line Margin (dB) Read Level Ant Factor Cable Loss Preamp Factor APos TPos Remark 1 5825.00 88.66 ------ ------ 74.42 36.35 10.21 32.32 300 293 AVERAGE

Mode	105	
	Band Edge	
	U-NII-3_5.725-5.85_802.11ax HE20_CH165_Full_5825MHz	
ANT	CDD	
Pol.	Vertical	Fundamental
Peak	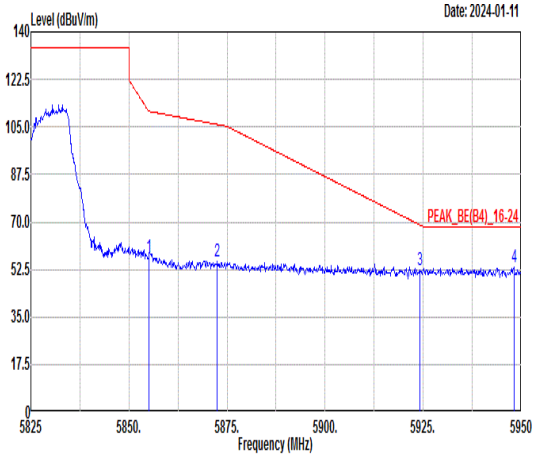 Freq Level Limit Line Margin (dB) Read Level Ant Factor Cable Loss Preamp Factor APos TPos Remark 1 5855.00 57.18 110.80 -53.62 42.84 36.40 10.29 32.35 113 275 PEAK 2 5872.50 55.54 105.90 -50.36 41.16 36.42 10.33 32.37 113 275 PEAK 3 5924.13 52.50 68.94 -16.44 37.99 36.49 10.44 32.42 113 275 PEAK 4 5948.13 53.29 68.30 -15.01 38.72 36.53 10.49 32.45 113 275 PEAK	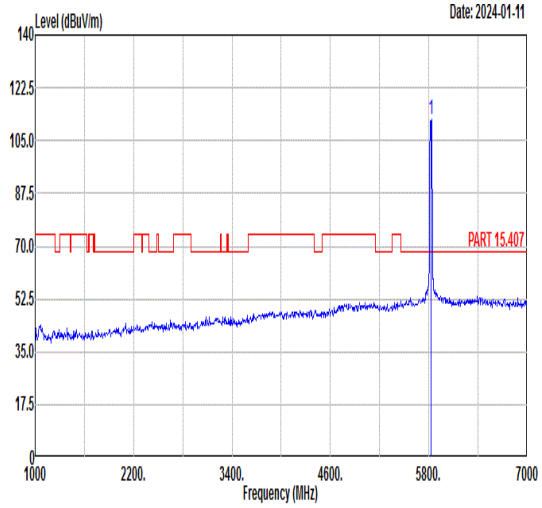 Freq Level Limit Line Margin (dB) Read Level Ant Factor Cable Loss Preamp Factor APos TPos Remark 1 5825.00 111.88 ------ ------ 97.60 36.37 10.25 32.34 113 275 PEAK
Avg	Blank	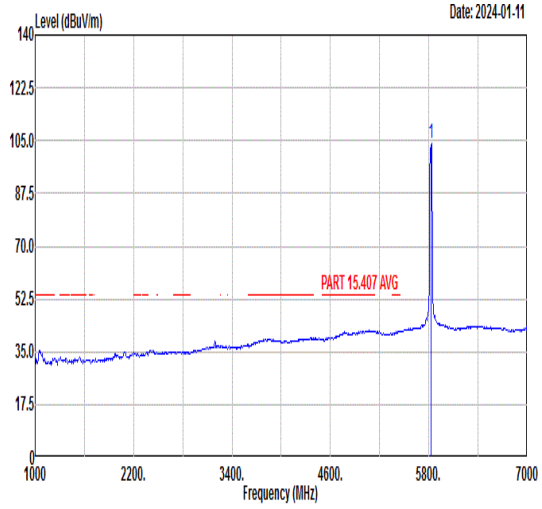 Freq Level Limit Line Margin (dB) Read Level Ant Factor Cable Loss Preamp Factor APos TPos Remark 1 5825.00 103.84 ------ ------ 89.56 36.37 10.25 32.34 113 275 AVERAGE

Mode	105	
	Harmonic	
	U-NII-3_5.725-5.85_802.11ax HE20_CH165_Full_5825MHz	
ANT	CDD	
Pol.	Horizontal	Vertical
Peak Avg	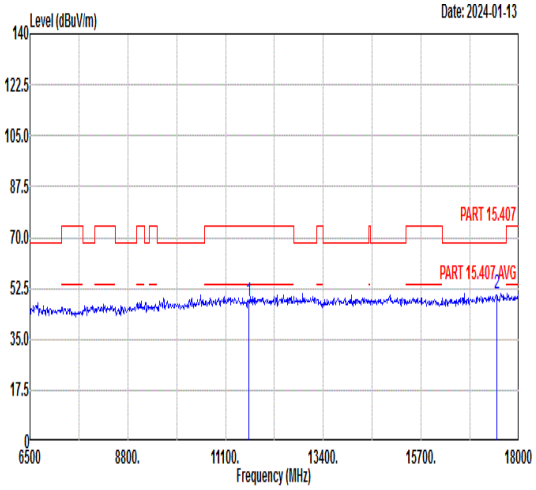 Freq Level Limit Line Margin Read Level Ant Factor Cable Loss Preamp Factor APos TPos Remark MHz dBuV/m dBuV/m dB dBuV dB/m dB dB cm deg 1 11650.00 48.21 74.00 -25.79 59.41 39.26 12.99 63.45 --- --- Peak 2 17475.00 50.46 68.30 -17.84 57.87 42.12 15.90 65.43 --- --- Peak	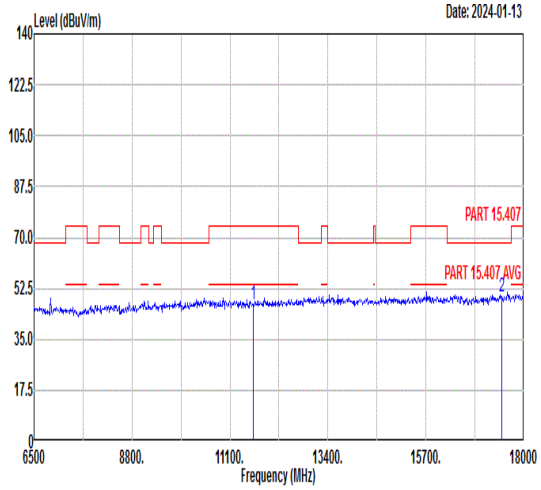 Freq Level Limit Line Margin Read Level Ant Factor Cable Loss Preamp Factor APos TPos Remark MHz dBuV/m dBuV/m dB dBuV dB/m dB dB cm deg 1 11650.00 47.25 74.00 -26.75 58.45 39.26 12.99 63.45 --- --- Peak 2 17475.00 49.91 68.30 -18.39 57.32 42.12 15.90 65.43 --- --- Peak

Mode	106	
	Band Edge - L	
	U-NII-3_5.725-5.85_802.11ax HE40_CH151_Full_5755MHz	
ANT	CDD	
Pol.	Horizontal	Fundamental
Peak	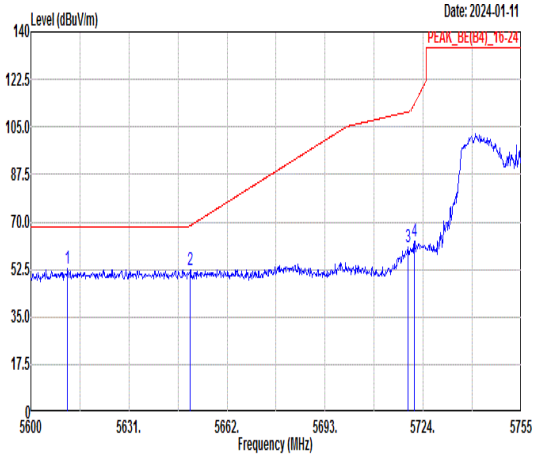 Freq Level Limit Line Margin (dB) Read Level Ant Factor Cable Loss Preamp Factor APos TPos Remark 1 5611.63 52.60 68.30 -15.70 38.87 36.06 9.78 32.11 217 274 PEAK 2 5650.38 52.39 68.58 -16.19 38.57 36.11 9.86 32.15 217 274 PEAK 3 5719.20 60.94 110.57 -49.63 46.94 36.21 10.01 32.22 217 274 PEAK 4 5721.21 63.12 113.56 -50.44 49.12 36.21 10.01 32.22 217 274 PEAK	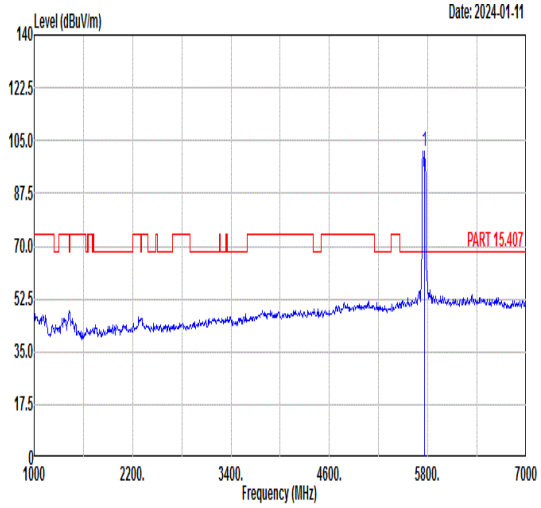 Freq Level Limit Line Margin (dB) Read Level Ant Factor Cable Loss Preamp Factor APos TPos Remark 1 5755.00 101.38 ------ ------ 87.33 36.24 10.05 32.24 217 274 PEAK
Avg	Blank	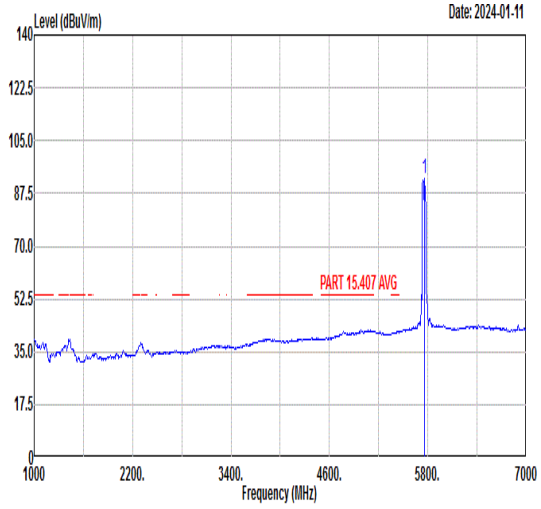 Freq Level Limit Line Margin (dB) Read Level Ant Factor Cable Loss Preamp Factor APos TPos Remark 1 5755.00 92.31 ------ ------ 78.20 36.27 10.10 32.26 217 274 AVERAGE

Mode	106	
	Band Edge - R	
	U-NII-3_5.725-5.85_802.11ax HE40_CH151_Full_5755MHz	
ANT	CDD	
Pol.	Horizontal	Fundamental
Peak	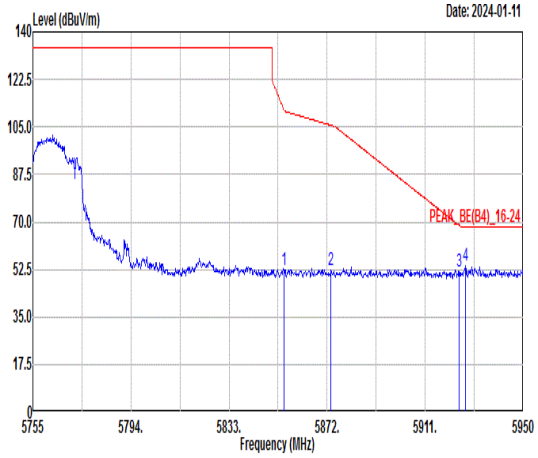 Freq Level Limit Line Margin (dB) Read Level Ant Factor Cable Loss Preamp Factor APos TPos Remark MHz dBuV/m dBuV/m dBuV dB/m dB dB cm deg 1 5854.84 52.36 111.17 -58.81 38.02 36.40 10.29 32.35 217 274 PEAK 2 5873.56 52.15 105.60 -53.45 37.77 36.42 10.33 32.37 217 274 PEAK 3 5924.46 51.97 68.70 -16.73 37.46 36.49 10.44 32.42 217 274 PEAK 4 5926.99 53.91 68.30 -14.39 39.40 36.50 10.44 32.43 217 274 PEAK	Blank

Mode	106	
	Band Edge - L	
	U-NII-3_5.725-5.85_802.11ax HE40_CH151_Full_5755MHz	
ANT	CDD	
Pol.	Vertical	Fundamental
Peak	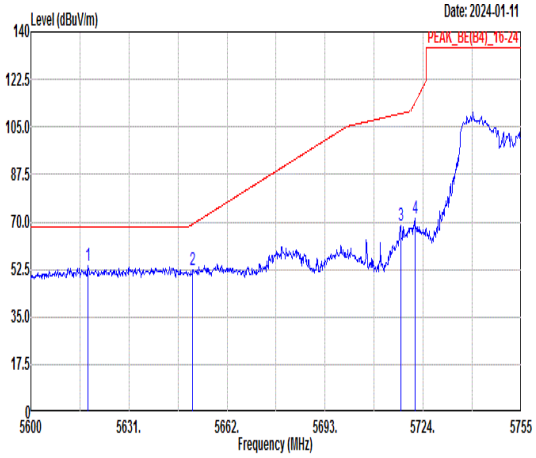 Freq Level Limit Line Margin (dB) Read Level Ant Factor Cable Loss Preamp Factor APos TPos Remark 1 5618.14 53.65 68.30 -14.65 39.91 36.07 9.79 32.12 200 260 PEAK 2 5651.15 52.50 69.15 -16.65 38.68 36.11 9.86 32.15 200 260 PEAK 3 5716.87 68.92 109.92 -41.00 54.94 36.20 10.00 32.22 200 260 PEAK 4 5721.37 71.11 113.91 -42.80 57.11 36.21 10.01 32.22 200 260 PEAK	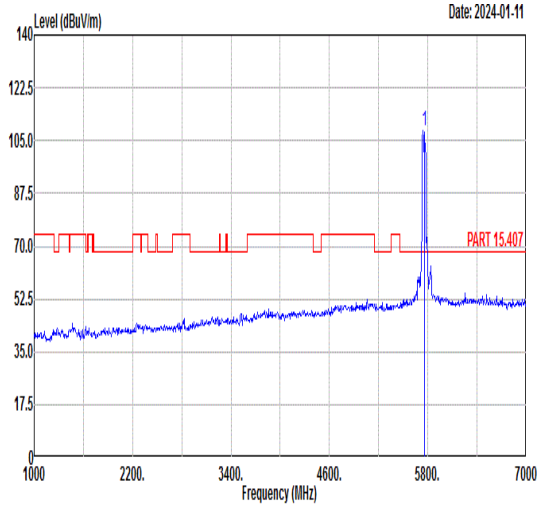 Freq Level Limit Line Margin (dB) Read Level Ant Factor Cable Loss Preamp Factor APos TPos Remark 1 5755.00 108.08 ------ ------ 94.03 36.24 10.05 32.24 200 260 PEAK
Avg	Blank	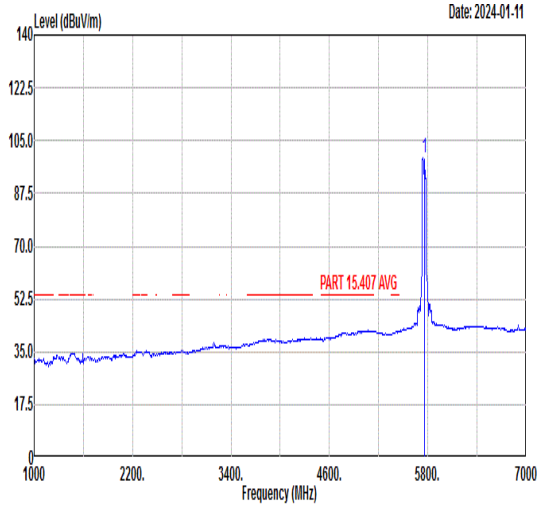 Freq Level Limit Line Margin (dB) Read Level Ant Factor Cable Loss Preamp Factor APos TPos Remark 1 5755.00 99.40 ------ ------ 85.35 36.24 10.05 32.24 200 260 AVERAGE

Mode	106	
	Band Edge - R	
	U-NII-3_5.725-5.85_802.11ax HE40_CH151_Full_5755MHz	
ANT	CDD	
Pol.	Vertical	Fundamental
Peak	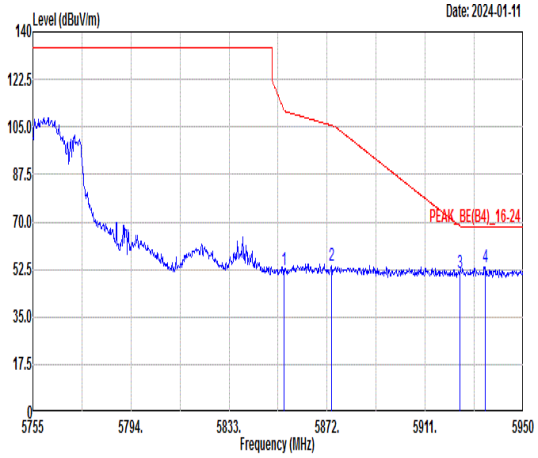 Freq Level Limit Line Margin (dB) Read Level Ant Factor Cable Loss Preamp Factor APos TPos Remark MHz dBuV/m dBuV/m dBuV dB/m dB dB cm deg 1 5854.84 52.47 111.17 -58.70 38.13 36.40 10.29 32.35 200 260 PEAK 2 5873.76 53.88 105.55 -51.67 39.50 36.42 10.33 32.37 200 260 PEAK 3 5924.85 51.49 68.41 -16.92 36.98 36.49 10.44 32.42 200 260 PEAK 4 5934.99 53.42 68.30 -14.88 38.88 36.51 10.46 32.43 200 260 PEAK	Blank

Mode	106	
	Harmonic	
	U-NII-3_5.725-5.85_802.11ax HE40_CH151_Full_5755MHz	
ANT	CDD	
Pol.	Horizontal	Vertical
Peak Avg	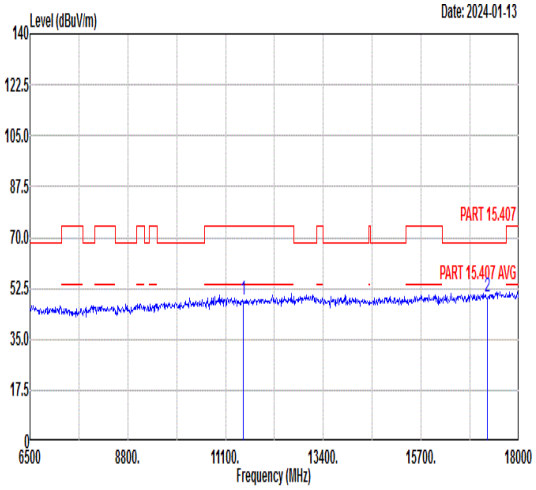 Freq Level Limit Line Margin Read Level Ant Factor Cable Loss Preamp Factor APos TPos Remark MHz dBuV/m dBuV/m dB dBuV dB/m dB dB cm deg 1 11510.00 48.66 74.00 -25.34 60.02 39.20 12.89 63.45 --- --- Peak 2 17265.00 49.77 68.30 -18.53 57.46 41.89 15.74 65.32 --- --- Peak	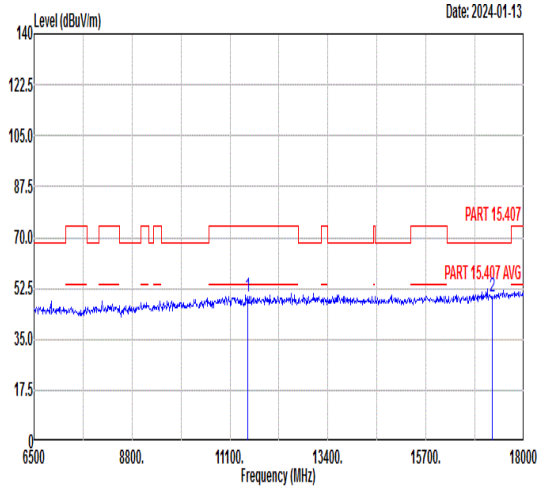 Freq Level Limit Line Margin Read Level Ant Factor Cable Loss Preamp Factor APos TPos Remark MHz dBuV/m dBuV/m dB dBuV dB/m dB dB cm deg 1 11510.00 49.55 74.00 -24.45 60.91 39.20 12.89 63.45 --- --- Peak 2 17265.00 49.82 68.30 -18.48 57.51 41.89 15.74 65.32 --- --- Peak

Mode	107	
	Band Edge - L	
	U-NII-3_5.725-5.85_802.11ax HE40_CH159_Full_5795MHz	
ANT	CDD	
Pol.	Horizontal	Fundamental
Peak	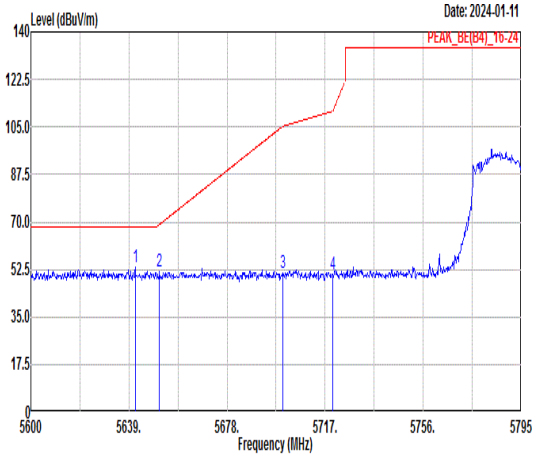 Freq Level Limit Line Margin (dB) Read Level Ant Factor Cable Loss Preamp Factor APos TPos Remark 1 5641.54 53.62 68.30 -14.68 39.82 36.10 9.84 32.14 100 292 PEAK 2 5651.09 51.58 69.11 -17.53 37.76 36.11 9.86 32.15 100 292 PEAK 3 5700.04 51.35 105.21 -53.86 37.40 36.18 9.97 32.20 100 292 PEAK 4 5720.12 50.77 111.07 -60.30 36.77 36.21 10.01 32.22 100 292 PEAK	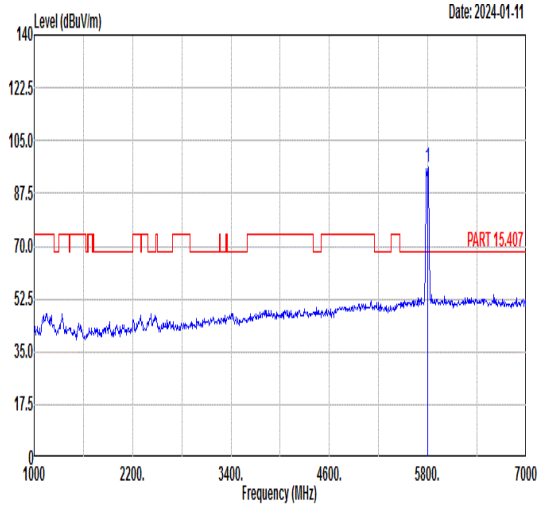 Freq Level Limit Line Margin (dB) Read Level Ant Factor Cable Loss Preamp Factor APos TPos Remark 1 5795.00 96.02 ------ ------ 81.81 36.33 10.19 32.31 100 292 PEAK
Avg	Blank	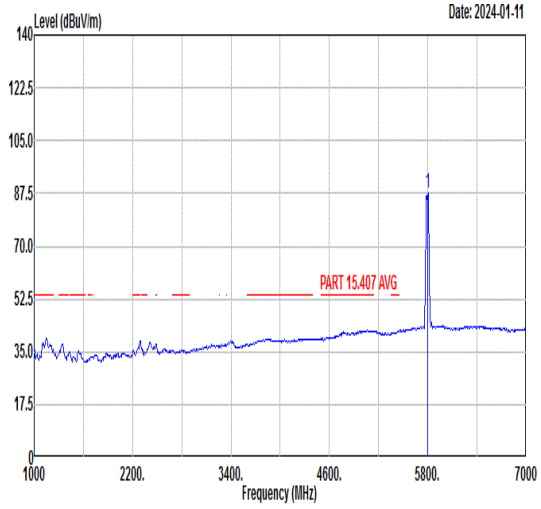 Freq Level Limit Line Margin (dB) Read Level Ant Factor Cable Loss Preamp Factor APos TPos Remark 1 5795.00 87.89 ------ ------ 73.68 36.33 10.19 32.31 100 292 AVERAGE

Mode	107	
	Band Edge - R	
	U-NII-3_5.725-5.85_802.11ax HE40_CH159_Full_5795MHz	
ANT	CDD	
Pol.	Horizontal	Fundamental
Peak	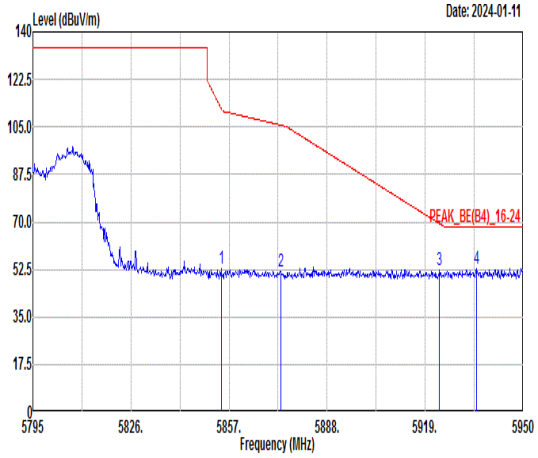 Freq Level Limit Line Margin (dB) Read Level Ant Factor Cable Loss Preamp Factor APos TPos Remark MHz dBuV/m dBuV/m dBuV dB/m dB dB cm deg 1 5854.52 52.63 111.89 -59.26 38.29 36.40 10.29 32.35 100 292 PEAK 2 5873.28 51.71 105.68 -53.97 37.33 36.42 10.33 32.37 100 292 PEAK 3 5923.50 52.55 69.41 -16.86 38.04 36.49 10.44 32.42 100 292 PEAK 4 5935.12 52.82 68.30 -15.48 38.29 36.51 10.46 32.44 100 292 PEAK	Blank

Mode	107	
	Band Edge - L	
	U-NII-3_5.725-5.85_802.11ax HE40_CH159_Full_5795MHz	
ANT	CDD	
Pol.	Vertical	Fundamental
Peak	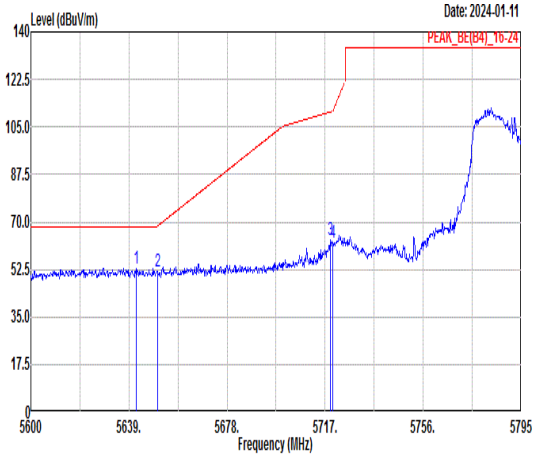 Freq Level Limit Line Margin (dB) Read Level Ant Factor Cable Loss Preamp Factor APos TPos Remark 1 5641.93 52.92 68.30 -15.38 39.12 36.10 9.84 32.14 163 281 PEAK 2 5650.31 52.00 68.53 -16.53 38.18 36.11 9.86 32.15 163 281 PEAK 3 5718.95 63.39 110.51 -47.12 49.39 36.21 10.01 32.22 163 281 PEAK 4 5720.12 62.42 111.07 -48.65 48.42 36.21 10.01 32.22 163 281 PEAK	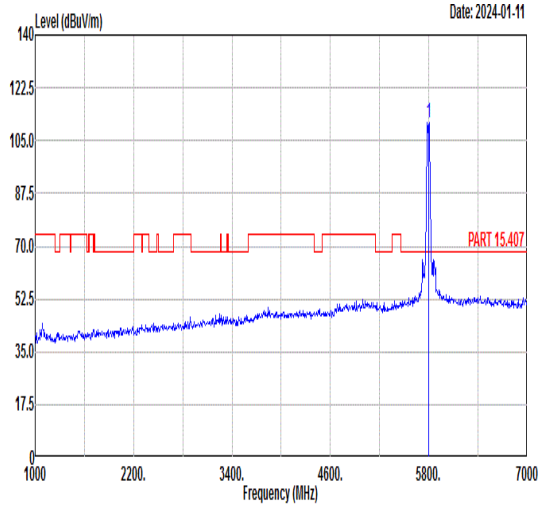 Freq Level Limit Line Margin (dB) Read Level Ant Factor Cable Loss Preamp Factor APos TPos Remark 1 5795.00 111.04 ------ ------ 96.89 36.29 10.14 32.28 163 281 PEAK
Avg	Blank	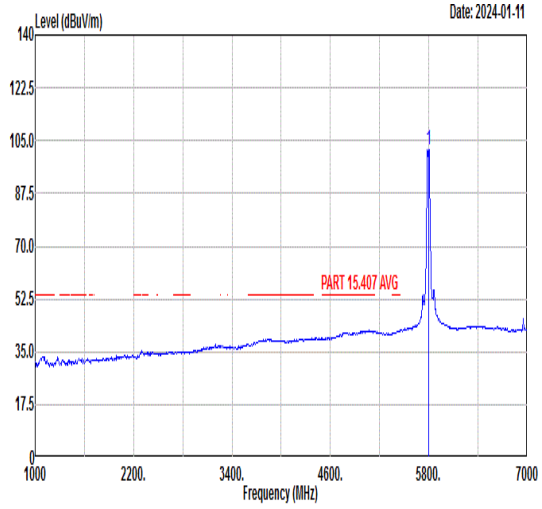 Freq Level Limit Line Margin (dB) Read Level Ant Factor Cable Loss Preamp Factor APos TPos Remark 1 5795.00 101.80 ------ ------ 87.59 36.33 10.19 32.31 163 281 AVERAGE

Mode	107	
	Band Edge - R	
	U-NII-3_5.725-5.85_802.11ax HE40_CH159_Full_5795MHz	
ANT	CDD	
Pol.	Vertical	Fundamental
Peak	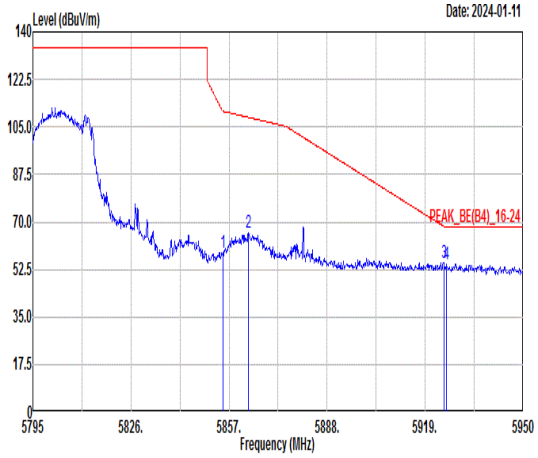 Freq Level Limit Line Margin (dB) Read Level Ant Factor Cable Loss Preamp Factor APos TPos Remark MHz dBuV/m dBuV/m dBuV dB/m dB dB cm deg 1 5854.99 58.41 110.83 -52.42 44.07 36.40 10.29 32.35 163 281 PEAK 2 5863.20 66.01 108.50 -42.49 51.65 36.41 10.31 32.36 163 281 PEAK 3 5924.89 55.06 68.38 -13.32 40.55 36.49 10.44 32.42 163 281 PEAK 4 5925.67 54.32 68.30 -13.98 39.81 36.50 10.44 32.43 163 281 PEAK	Blank

Mode	107	
	Harmonic	
	U-NII-3_5.725-5.85_802.11ax HE40_CH159_Full_5795MHz	
ANT	CDD	
Pol.	Horizontal	Vertical
Peak Avg	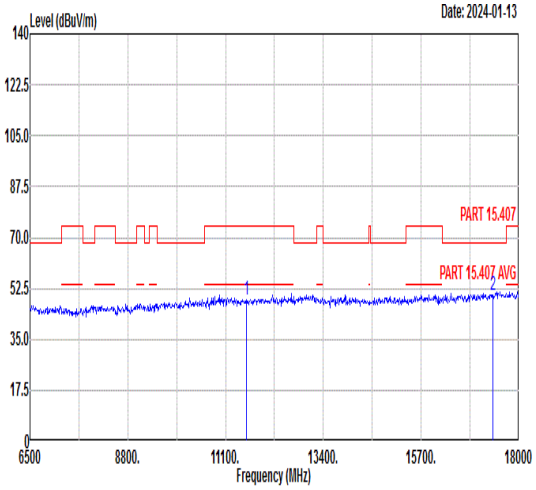 Freq Level Limit Line Margin Read Level Ant Factor Cable Loss Preamp Factor APos TPos Remark MHz dBuV/m dBuV/m dB dBuV dB/m dB dB cm deg 1 11590.00 48.86 74.00 -25.14 60.12 39.24 12.95 63.45 --- --- Peak 2 17385.00 50.15 68.30 -18.15 57.68 42.02 15.83 65.38 --- --- Peak	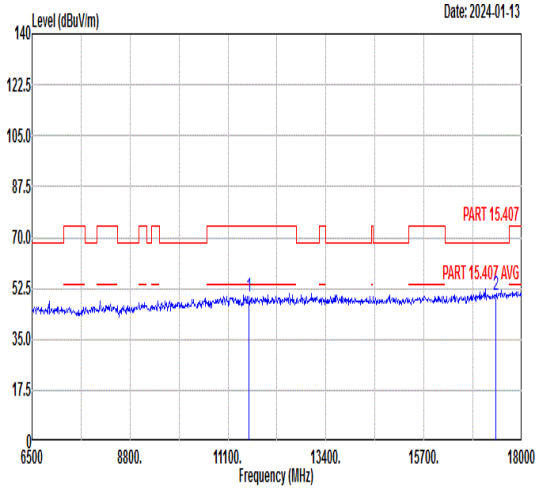 Freq Level Limit Line Margin Read Level Ant Factor Cable Loss Preamp Factor APos TPos Remark MHz dBuV/m dBuV/m dB dBuV dB/m dB dB cm deg 1 11590.00 49.67 74.00 -24.33 60.93 39.24 12.95 63.45 --- --- Peak 2 17385.00 50.44 68.30 -17.86 57.97 42.02 15.83 65.38 --- --- Peak

Mode	108	
	Band Edge - L	
	U-NII-3_5.725-5.85_802.11ax HE80_CH155_Full_5775MHz	
ANT	CDD	
Pol.	Horizontal	Fundamental
Peak	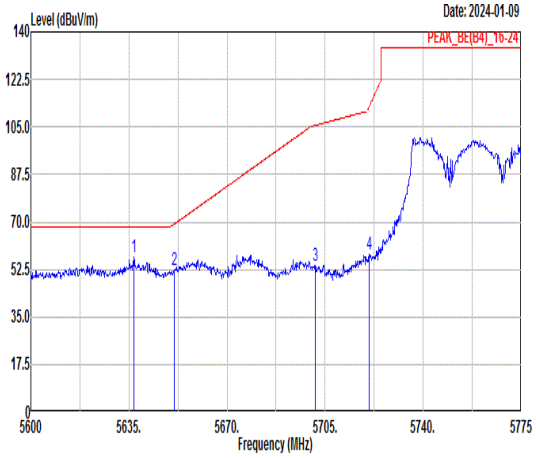 Freq Level Limit Line Margin (dB) Read Level Ant Factor Cable Loss Preamp Factor APos TPos Remark 1 5636.75 56.89 68.30 -11.41 43.11 36.09 9.83 32.14 400 336 PEAK 2 5651.28 52.54 69.24 -16.70 38.72 36.11 9.86 32.15 400 336 PEAK 3 5701.50 53.98 105.62 -51.64 40.03 36.18 9.97 32.20 400 336 PEAK 4 5720.75 58.03 112.51 -54.48 44.03 36.21 10.01 32.22 400 336 PEAK	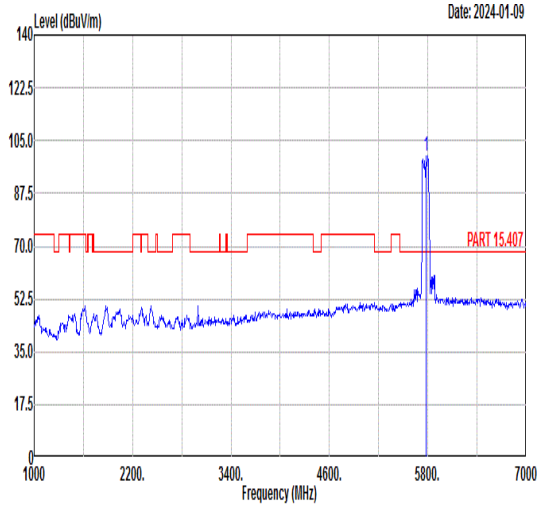 Freq Level Limit Line Margin (dB) Read Level Ant Factor Cable Loss Preamp Factor APos TPos Remark 1 5775.00 99.93 ------ ------ 85.73 36.32 10.18 32.30 400 336 PEAK
Avg	Blank	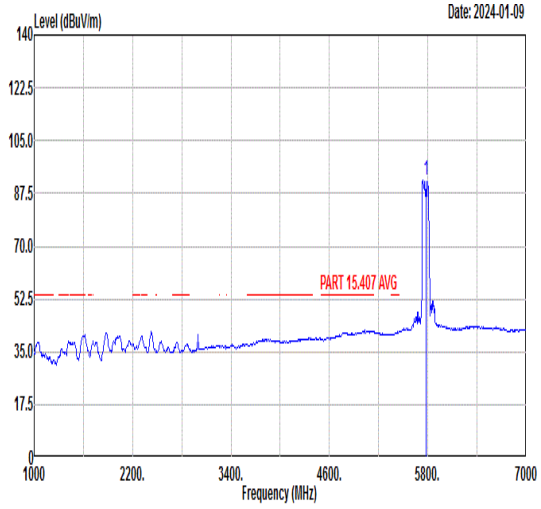 Freq Level Limit Line Margin (dB) Read Level Ant Factor Cable Loss Preamp Factor APos TPos Remark 1 5775.00 91.89 ------ ------ 77.84 36.24 10.05 32.24 400 336 AVERAGE

Mode	108	
	Band Edge - R	
	U-NII-3_5.725-5.85_802.11ax HE80_CH155_Full_5775MHz	
ANT	CDD	
Pol.	Horizontal	Fundamental
Peak	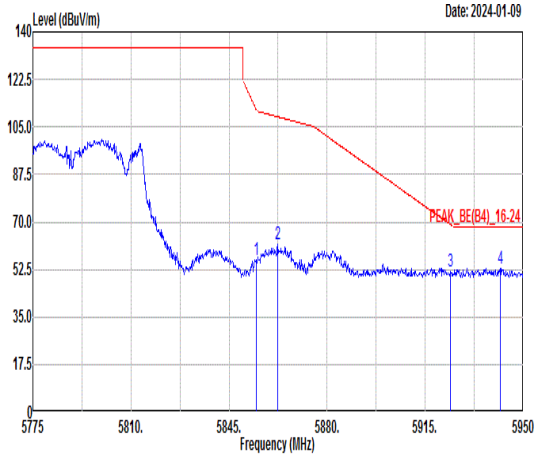 Freq Level Limit Line Margin (dB) Read Level Ant Factor Cable Loss Preamp Factor APos TPos Remark MHz dBuV/m dBuV/m dBuV dB/m dB dB cm deg 1 5854.80 55.80 111.26 -55.46 41.46 36.40 10.29 32.35 400 336 PEAK 2 5862.33 61.56 108.75 -47.19 47.20 36.41 10.31 32.36 400 336 PEAK 3 5924.10 51.79 68.96 -17.17 37.28 36.49 10.44 32.42 400 336 PEAK 4 5941.78 53.07 68.30 -15.23 38.52 36.52 10.47 32.44 400 336 PEAK	Blank

Mode	108	
	Band Edge - L	
	U-NII-3_5.725-5.85_802.11ax HE80_CH155_Full_5775MHz	
ANT	CDD	
Pol.	Vertical	Fundamental
Peak	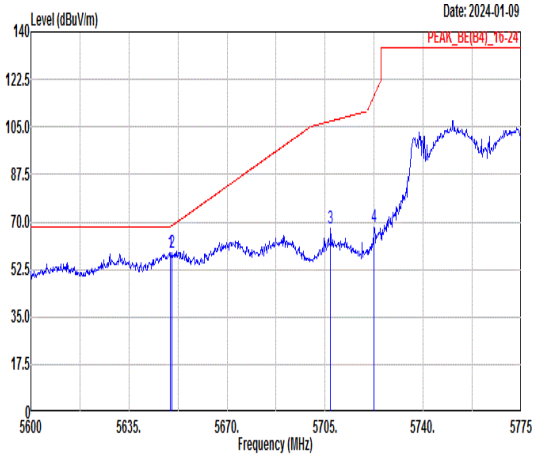 Freq Level Limit Line Margin (dB) Read Level Ant Factor Cable Loss Preamp Factor APos TPos Remark 1 5649.70 58.89 68.30 -9.41 45.07 36.11 9.86 32.15 300 57 PEAK 2 5650.40 58.54 68.60 -10.06 44.72 36.11 9.86 32.15 300 57 PEAK 3 5706.93 67.61 107.14 -39.53 53.65 36.19 9.98 32.21 300 57 PEAK 4 5722.50 68.20 116.50 -48.30 54.20 36.21 10.01 32.22 300 57 PEAK	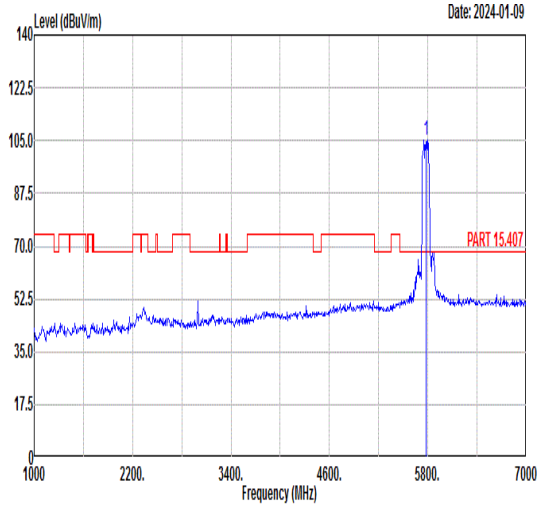 Freq Level Limit Line Margin (dB) Read Level Ant Factor Cable Loss Preamp Factor APos TPos Remark 1 5775.00 105.18 ------ ------ 91.10 36.25 10.08 32.25 300 57 PEAK
Avg	Blank	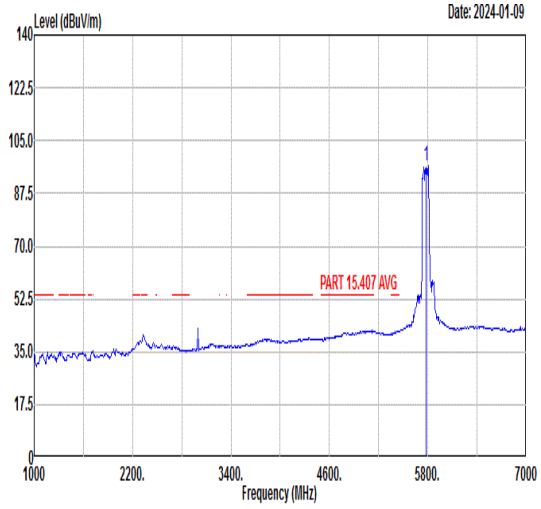 Freq Level Limit Line Margin (dB) Read Level Ant Factor Cable Loss Preamp Factor APos TPos Remark 1 5775.00 96.60 ------ ------ 82.37 36.34 10.20 32.31 300 57 AVERAGE

Mode	108	
	Band Edge - R	
	U-NII-3_5.725-5.85_802.11ax HE80_CH155_Full_5775MHz	
ANT	CDD	
Pol.	Vertical	Fundamental
Peak	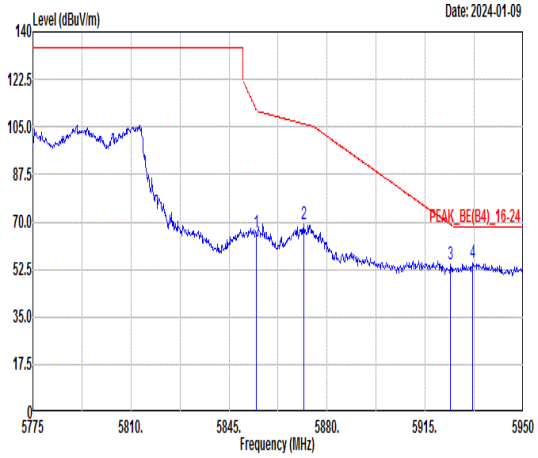 Freq Level Limit Line Margin (dB) Read Level Ant Factor Cable Loss Preamp Factor APos TPos Remark MHz dBuV/m dBuV/m dBuV dB/m dB dB cm deg 1 5854.80 66.08 111.26 -45.18 51.74 36.40 10.29 32.35 300 57 PEAK 2 5871.78 69.39 106.10 -36.71 55.01 36.42 10.33 32.37 300 57 PEAK 3 5924.10 54.35 68.96 -14.61 39.84 36.49 10.44 32.42 300 57 PEAK 4 5931.98 54.76 68.30 -13.54 40.24 36.50 10.45 32.43 300 57 PEAK	Blank

Mode	108	
	Harmonic	
	U-NII-3_5.725-5.85_802.11ax HE80_CH155_Full_5775MHz	
ANT	CDD	
Pol.	Horizontal	Vertical
Peak Avg	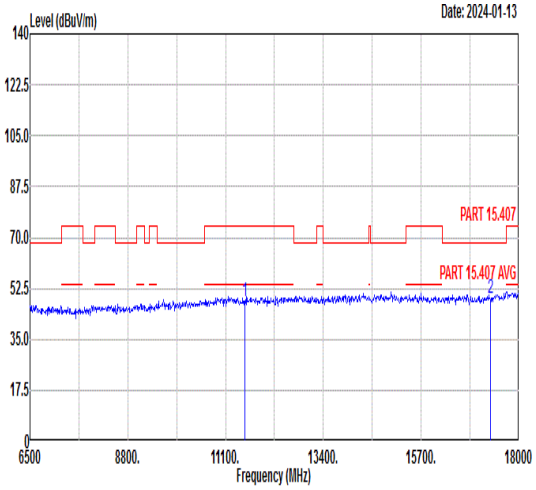 Freq Level Limit Line Margin Read Level Ant Factor Cable Loss Preamp Factor APos TPos Remark MHz dBuV/m dBuV/m dB dBuV dB/m dB dB cm deg 1 11550.00 48.15 74.00 -25.85 59.46 39.22 12.92 63.45 --- --- Peak 2 17325.00 49.18 68.30 -19.12 56.78 41.96 15.79 65.35 --- --- Peak	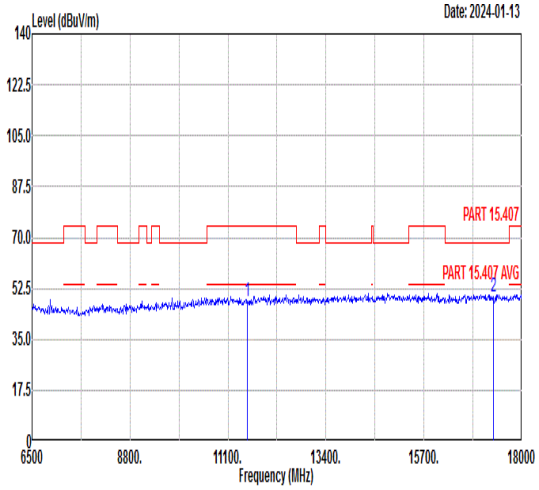 Freq Level Limit Line Margin Read Level Ant Factor Cable Loss Preamp Factor APos TPos Remark MHz dBuV/m dBuV/m dB dBuV dB/m dB dB cm deg 1 11550.00 47.91 74.00 -26.09 59.22 39.22 12.92 63.45 --- --- Peak 2 17325.00 49.42 68.30 -18.88 57.02 41.96 15.79 65.35 --- --- Peak

Mode	109	
	Band Edge	
	U-NII-3_5.725-5.85_802.11ax HE20_CH149_Partial RU26/0_5745MHz	
ANT	CDD	
Pol.	Horizontal	Fundamental
Peak	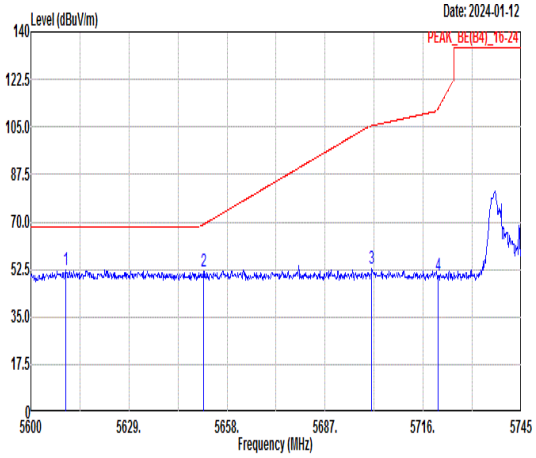 Freq Level Limit Line Margin (dB) Read Level Ant Factor Cable Loss Preamp Factor APos TPos Remark 1 5610.30 52.27 68.30 -16.03 38.55 36.05 9.78 32.11 207 360 PEAK 2 5651.04 51.76 69.07 -17.31 37.94 36.11 9.86 32.15 207 360 PEAK 3 5700.78 52.65 105.42 -52.77 38.70 36.18 9.97 32.20 207 360 PEAK 4 5720.35 50.30 111.60 -61.30 36.30 36.21 10.01 32.22 207 360 PEAK	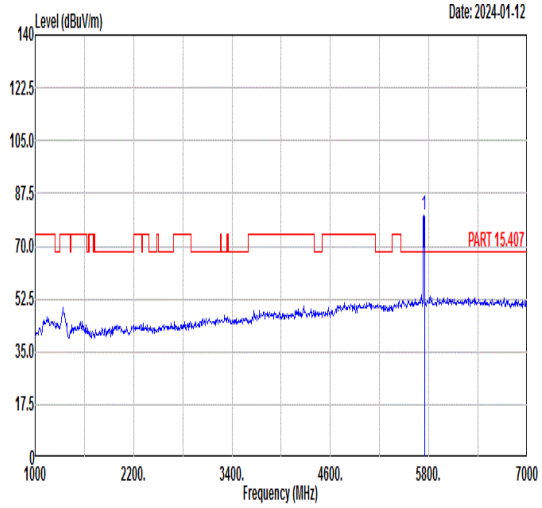 Freq Level Limit Line Margin (dB) Read Level Ant Factor Cable Loss Preamp Factor APos TPos Remark 1 5745.00 80.35 ------ ------ 66.30 36.24 10.05 32.24 207 360 PEAK
Avg	Blank	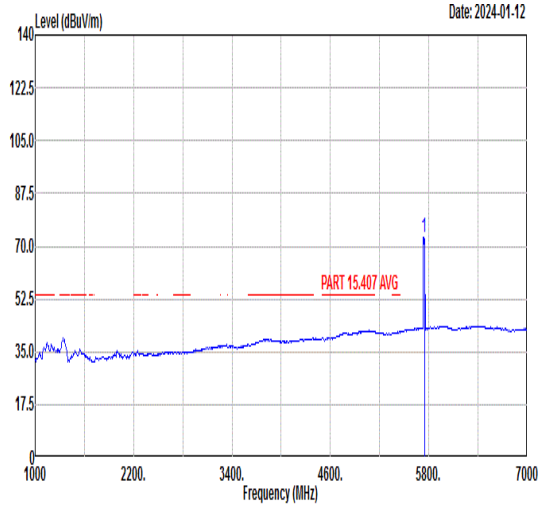 Freq Level Limit Line Margin (dB) Read Level Ant Factor Cable Loss Preamp Factor APos TPos Remark 1 5745.00 73.04 ------ ------ 58.99 36.24 10.05 32.24 207 360 AVERAGE

Mode	109	
	Band Edge	
	U-NII-3_5.725-5.85_802.11ax HE20_CH149_Partial RU26/0_5745MHz	
ANT	CDD	
Pol.	Vertical	Fundamental
Peak	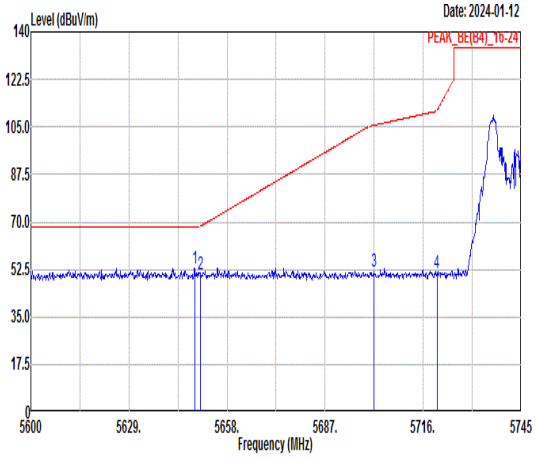 Freq Level Limit Line Margin (dB) Read Level Ant Factor Cable Loss Preamp Factor APos TPos Remark 1 5648.43 52.96 68.30 -15.34 39.14 36.11 9.86 32.15 194 360 PEAK 2 5650.03 50.91 68.32 -17.41 37.09 36.11 9.86 32.15 194 360 PEAK 3 5701.50 51.91 105.62 -53.71 37.96 36.18 9.97 32.20 194 360 PEAK 4 5720.06 51.07 110.94 -59.87 37.07 36.21 10.01 32.22 194 360 PEAK	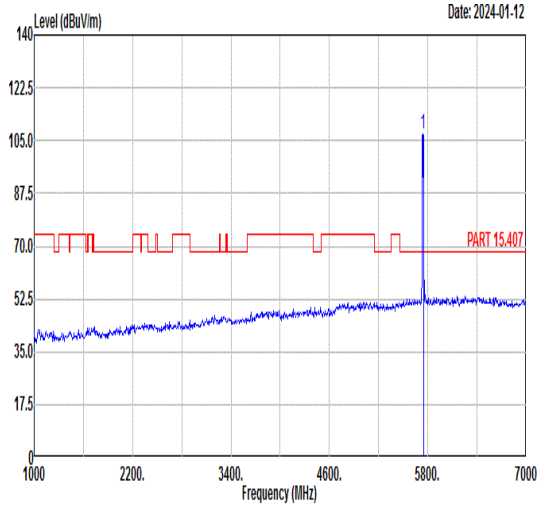 Freq Level Limit Line Margin (dB) Read Level Ant Factor Cable Loss Preamp Factor APos TPos Remark 1 5745.00 107.28 ------ ------ 93.23 36.24 10.05 32.24 194 360 PEAK
Avg	Blank	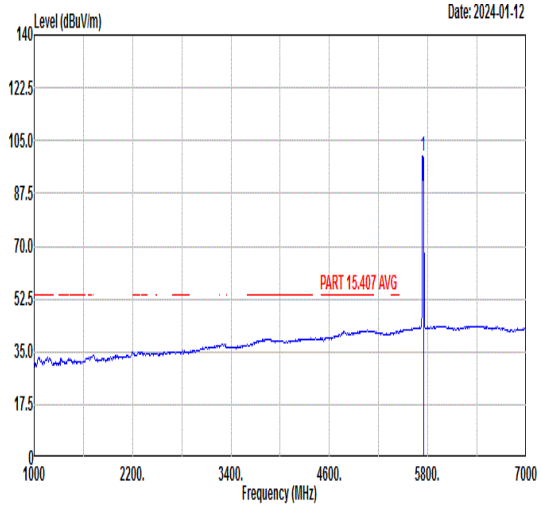 Freq Level Limit Line Margin (dB) Read Level Ant Factor Cable Loss Preamp Factor APos TPos Remark 1 5745.00 99.93 ------ ------ 85.89 36.23 10.04 32.23 194 360 AVERAGE

Mode	110	
	Band Edge	
	U-NII-3_5.725-5.85_802.11ax HE20_CH165_Partial RU26/8_5825MHz	
ANT	CDD	
Pol.	Horizontal	Fundamental
Peak	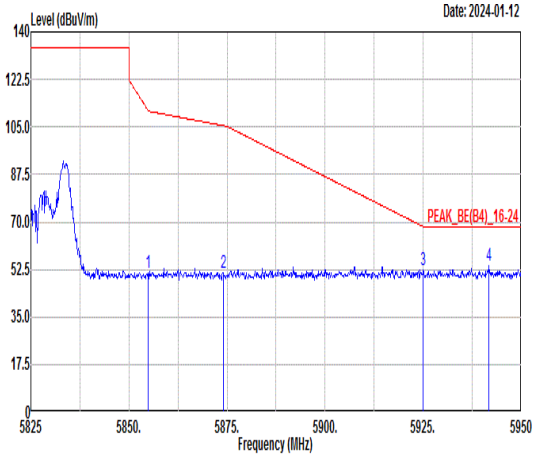 Freq Level Limit Line Margin (dB) Read Level Ant Factor Cable Loss Preamp Factor APos TPos Remark MHz dBuV/m dBuV/m dBuV dB/m dB dB cm deg 1 5854.88 51.26 111.08 -59.82 36.92 36.40 10.29 32.35 100 21 PEAK 2 5874.00 51.48 105.48 -54.00 37.10 36.42 10.33 32.37 100 21 PEAK 3 5925.00 52.38 68.30 -15.92 37.87 36.49 10.44 32.42 100 21 PEAK 4 5941.75 53.66 68.30 -14.64 39.11 36.52 10.47 32.44 100 21 PEAK	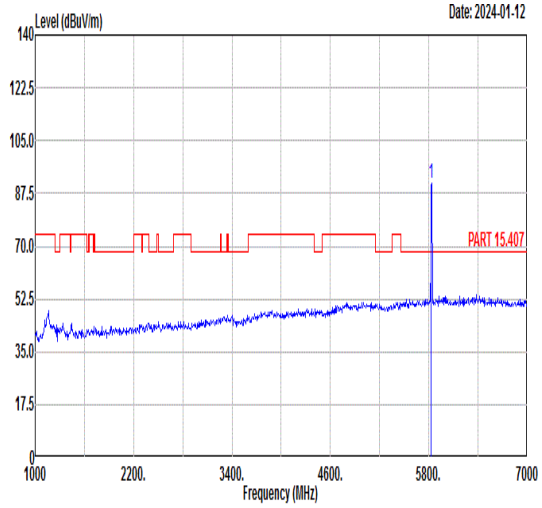 Freq Level Limit Line Margin (dB) Read Level Ant Factor Cable Loss Preamp Factor APos TPos Remark MHz dBuV/m dBuV/m dBuV dB/m dB dB cm deg 1 5825.00 90.63 ------ ------ 76.35 36.37 10.25 32.34 100 21 PEAK
Avg	Blank	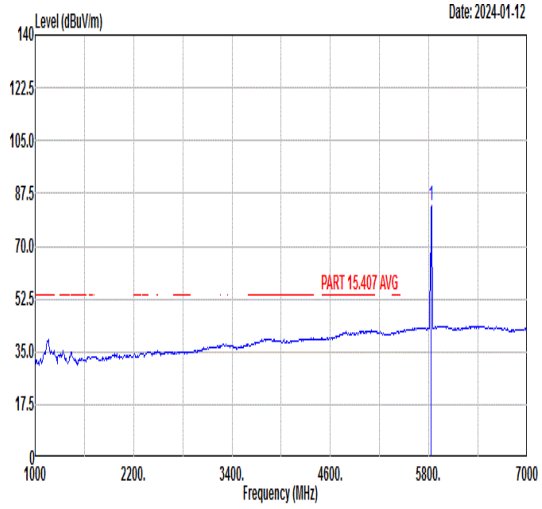 Freq Level Limit Line Margin (dB) Read Level Ant Factor Cable Loss Preamp Factor APos TPos Remark MHz dBuV/m dBuV/m dBuV dB/m dB dB cm deg 1 5825.00 83.40 ------ ------ 69.12 36.37 10.25 32.34 100 21 AVERAGE

Mode	110	
	Band Edge	
	U-NII-3_5.725-5.85_802.11ax HE20_CH165_Partial RU26/8_5825MHz	
ANT	CDD	
Pol.	Vertical	Fundamental
Peak	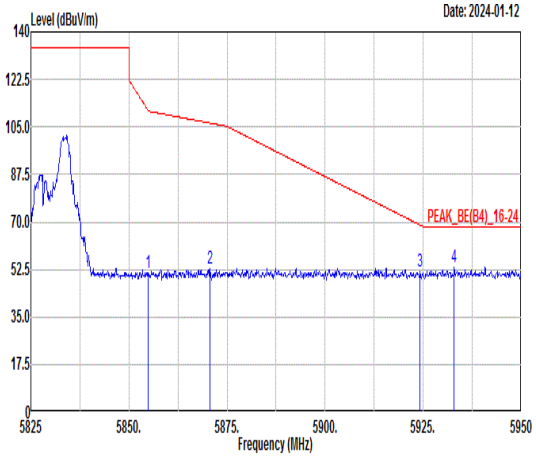 Freq Level Limit Line Margin (dB) Read Level Ant Factor Cable Loss Preamp Factor APos TPos Remark 1 5854.88 51.15 111.08 -59.93 36.81 36.40 10.29 32.35 400 53 PEAK 2 5870.63 52.73 106.42 -53.69 38.36 36.42 10.32 32.37 400 53 PEAK 3 5924.25 51.69 68.85 -17.16 37.18 36.49 10.44 32.42 400 53 PEAK 4 5932.88 53.20 68.30 -15.10 38.66 36.51 10.46 32.43 400 53 PEAK	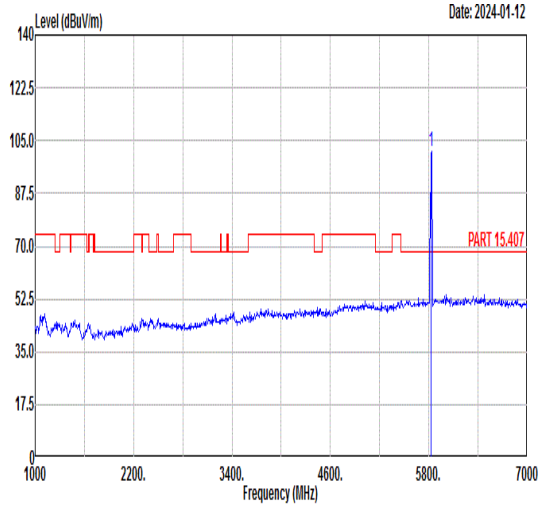 Freq Level Limit Line Margin (dB) Read Level Ant Factor Cable Loss Preamp Factor APos TPos Remark 1 5825.00 101.33 ------ ------ 87.05 36.37 10.25 32.34 400 53 PEAK
Avg	Blank	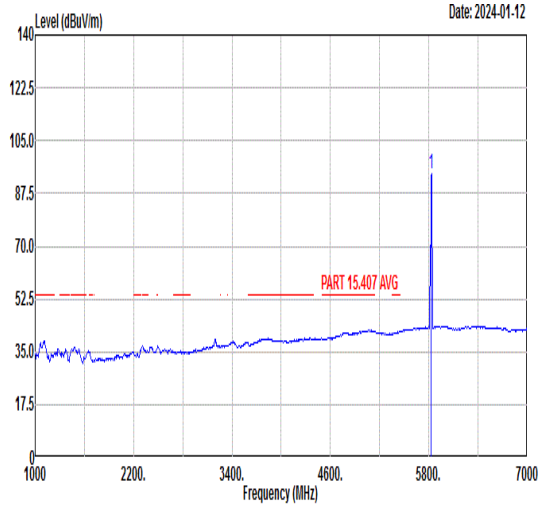 Freq Level Limit Line Margin (dB) Read Level Ant Factor Cable Loss Preamp Factor APos TPos Remark 1 5825.00 94.07 ------ ------ 79.79 36.37 10.25 32.34 400 53 AVERAGE

Mode	111	
	Band Edge	
	U-NII-3_5.725-5.85_802.11ax HE20_CH149_Partial RU52/37_5745MHz	
ANT	CDD	
Pol.	Horizontal	Fundamental
Peak	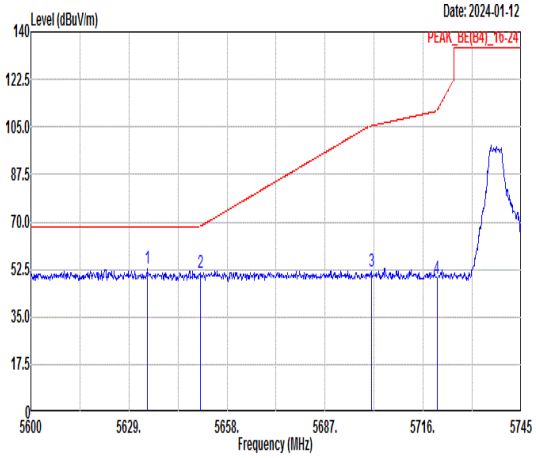 Freq Level Limit Line Margin (dB) Read Level Ant Factor Cable Loss Preamp Factor APos TPos Remark 1 5634.37 52.69 68.30 -15.61 38.90 36.09 9.83 32.13 366 360 PEAK 2 5650.03 51.14 68.32 -17.18 37.32 36.11 9.86 32.15 366 360 PEAK 3 5700.63 51.73 105.38 -53.65 37.78 36.18 9.97 32.20 366 360 PEAK 4 5720.06 49.33 110.94 -61.61 35.33 36.21 10.01 32.22 366 360 PEAK	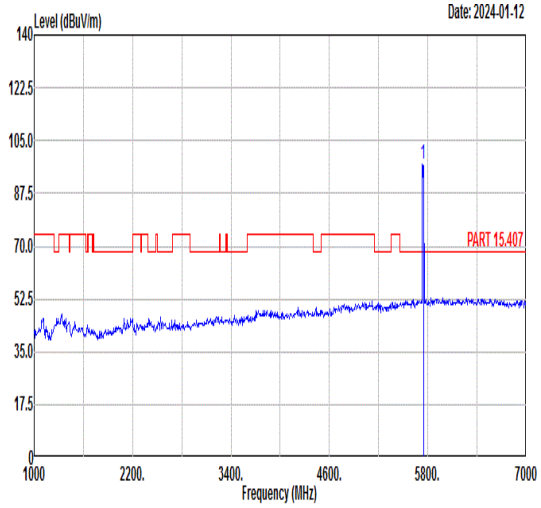 Freq Level Limit Line Margin (dB) Read Level Ant Factor Cable Loss Preamp Factor APos TPos Remark 1 5745.00 97.40 ------ ------ 83.36 36.23 10.04 32.23 366 360 PEAK
Avg	Blank	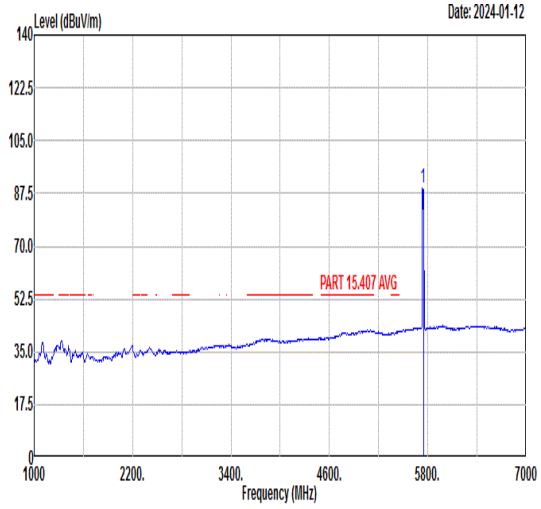 Freq Level Limit Line Margin (dB) Read Level Ant Factor Cable Loss Preamp Factor APos TPos Remark 1 5745.00 89.03 ------ ------ 74.99 36.23 10.04 32.23 366 360 AVERAGE

Mode	111	
	Band Edge	
	U-NII-3_5.725-5.85_802.11ax HE20_CH149_Partial RU52/37_5745MHz	
ANT	CDD	
Pol.	Vertical	Fundamental
Peak	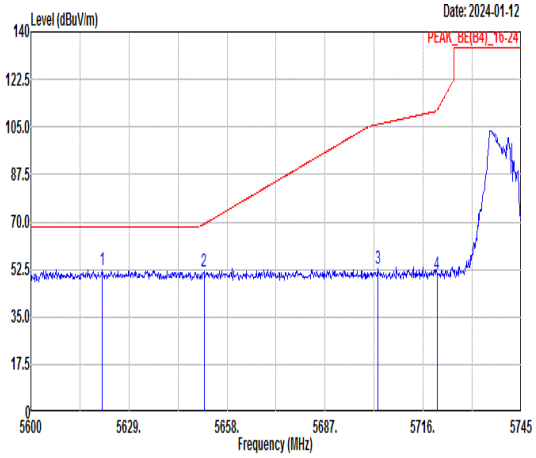 Freq Level Limit Line Margin (dB) Read Level Ant Factor Cable Loss Preamp Factor APos TPos Remark 1 5621.17 52.57 68.30 -15.73 38.82 36.07 9.80 32.12 300 113 PEAK 2 5651.19 51.66 69.18 -17.52 37.84 36.11 9.86 32.15 300 113 PEAK 3 5702.66 52.65 105.95 -53.30 38.70 36.18 9.97 32.20 300 113 PEAK 4 5720.06 50.60 110.94 -60.34 36.60 36.21 10.01 32.22 300 113 PEAK	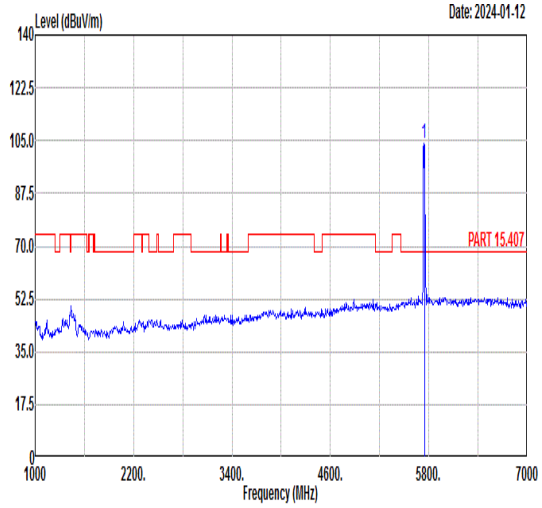 Freq Level Limit Line Margin (dB) Read Level Ant Factor Cable Loss Preamp Factor APos TPos Remark 1 5745.00 104.17 ------ ------ 90.12 36.24 10.05 32.24 300 113 PEAK
Avg	Blank	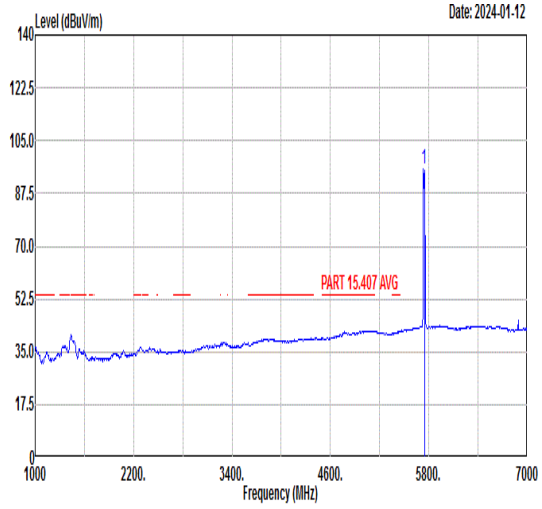 Freq Level Limit Line Margin (dB) Read Level Ant Factor Cable Loss Preamp Factor APos TPos Remark 1 5745.00 95.79 ------ ------ 81.75 36.23 10.04 32.23 300 113 AVERAGE

Mode	112	
	Band Edge	
	U-NII-3_5.725-5.85_802.11ax HE20_CH165_Partial RU52/40_5825MHz	
ANT	CDD	
Pol.	Horizontal	Fundamental
Peak	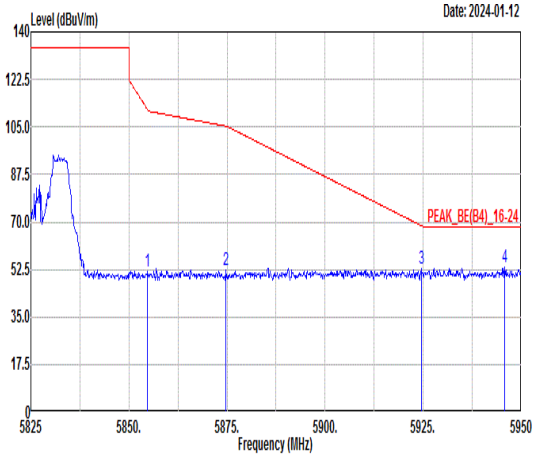 Freq Level Limit Line Margin (dB) Read Level Ant Factor Cable Loss Preamp Factor APos TPos Remark 1 5854.75 51.56 111.37 -59.81 37.22 36.40 10.29 32.35 400 193 PEAK 2 5874.75 52.48 105.27 -52.79 38.10 36.42 10.33 32.37 400 193 PEAK 3 5924.50 52.87 68.67 -15.80 38.36 36.49 10.44 32.42 400 193 PEAK 4 5945.75 53.24 68.30 -15.06 38.69 36.52 10.48 32.45 400 193 PEAK	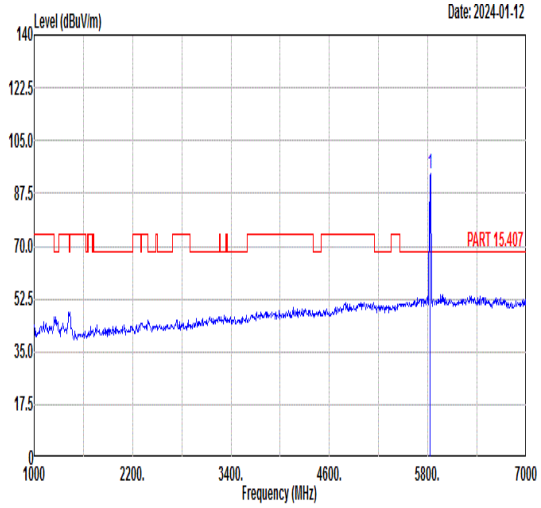 Freq Level Limit Line Margin (dB) Read Level Ant Factor Cable Loss Preamp Factor APos TPos Remark 1 5825.00 93.93 ------ ------ 79.65 36.37 10.25 32.34 400 193 PEAK
Avg	Blank	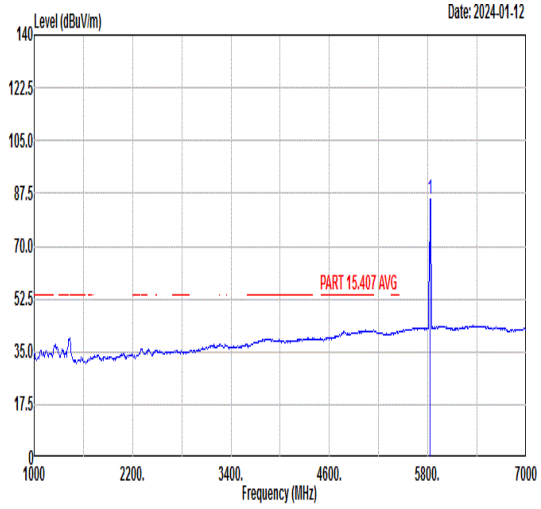 Freq Level Limit Line Margin (dB) Read Level Ant Factor Cable Loss Preamp Factor APos TPos Remark 1 5825.00 85.76 ------ ------ 71.49 36.36 10.24 32.33 400 193 AVERAGE

Mode	112	
	Band Edge	
	U-NII-3_5.725-5.85_802.11ax HE20_CH165_Partial RU52/40_5825MHz	
ANT	CDD	
Pol.	Vertical	Fundamental
Peak	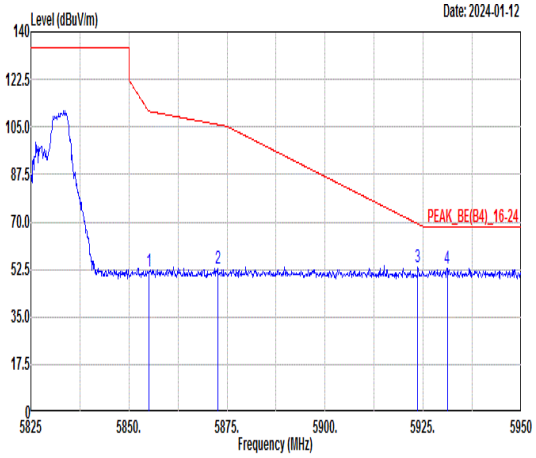 Freq Level Limit Line Margin (dB) Read Level Ant Factor Cable Loss Preamp Factor APos TPos Remark 1 5855.00 51.61 110.80 -59.19 37.27 36.40 10.29 32.35 300 73 PEAK 2 5872.63 52.86 105.86 -53.00 38.48 36.42 10.33 32.37 300 73 PEAK 3 5923.63 53.20 69.31 -16.11 38.69 36.49 10.44 32.42 300 73 PEAK 4 5931.13 52.86 68.30 -15.44 38.34 36.50 10.45 32.43 300 73 PEAK	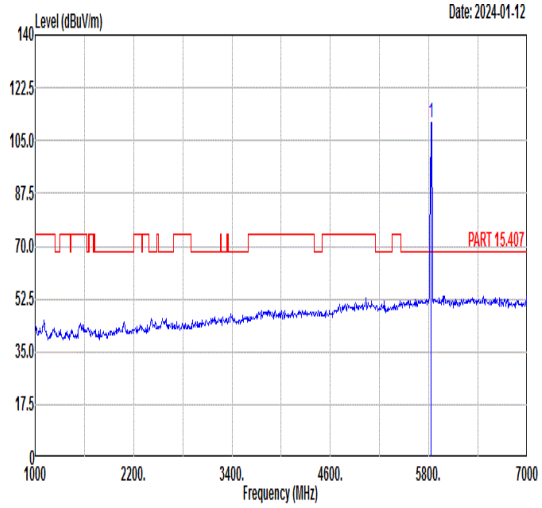 Freq Level Limit Line Margin (dB) Read Level Ant Factor Cable Loss Preamp Factor APos TPos Remark 1 5825.00 111.09 ------ ------ 96.81 36.37 10.25 32.34 300 73 PEAK
Avg	Blank	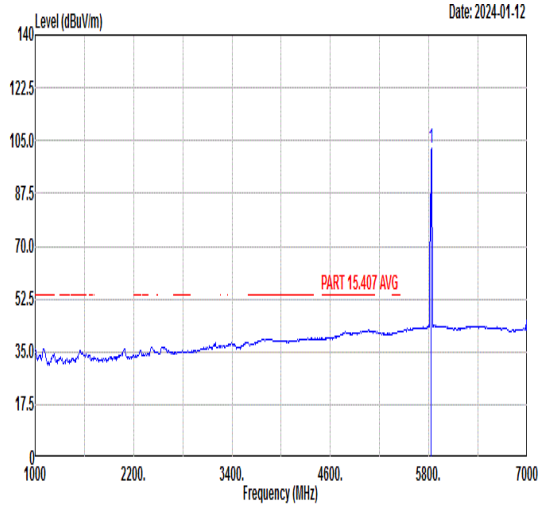 Freq Level Limit Line Margin (dB) Read Level Ant Factor Cable Loss Preamp Factor APos TPos Remark 1 5825.00 102.54 ------ ------ 88.26 36.37 10.25 32.34 300 73 AVERAGE

Mode	113	
	Band Edge	
	U-NII-3_5.725-5.85_802.11ax HE20_CH149_Partial RU106/53_5745MHz	
ANT	CDD	
Pol.	Horizontal	Fundamental
Peak	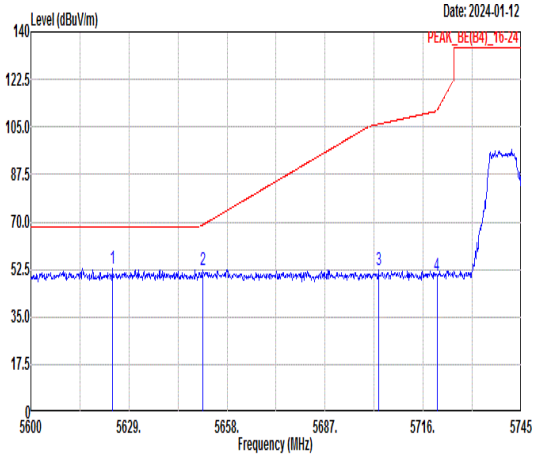 Freq Level Limit Line Margin (dB) Read Level Ant Factor Cable Loss Preamp Factor APos TPos Remark MHz dBuV/m dBuV/m dBuV dB/m dB dB cm deg 1 5624.22 52.98 68.30 -15.32 39.22 36.07 9.81 32.12 353 0 PEAK 2 5650.90 52.04 68.96 -16.92 38.22 36.11 9.86 32.15 353 0 PEAK 3 5702.81 52.15 105.99 -53.84 38.20 36.18 9.97 32.20 353 0 PEAK 4 5720.06 50.43 110.94 -60.51 36.43 36.21 10.01 32.22 353 0 PEAK	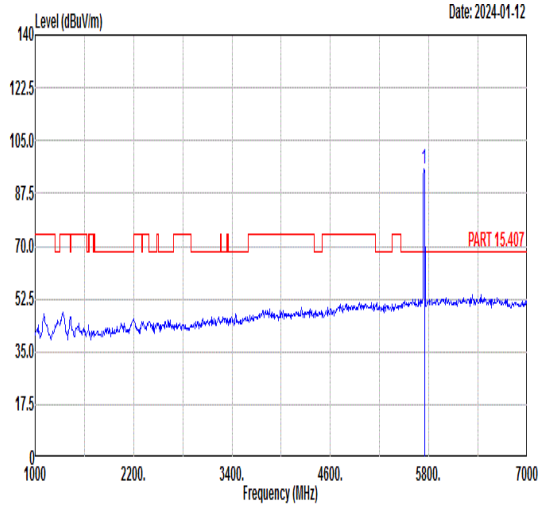 Freq Level Limit Line Margin (dB) Read Level Ant Factor Cable Loss Preamp Factor APos TPos Remark MHz dBuV/m dBuV/m dBuV dB/m dB dB cm deg 1 5745.00 95.42 ------ ------ 81.37 36.24 10.05 32.24 353 0 PEAK
Avg	Blank	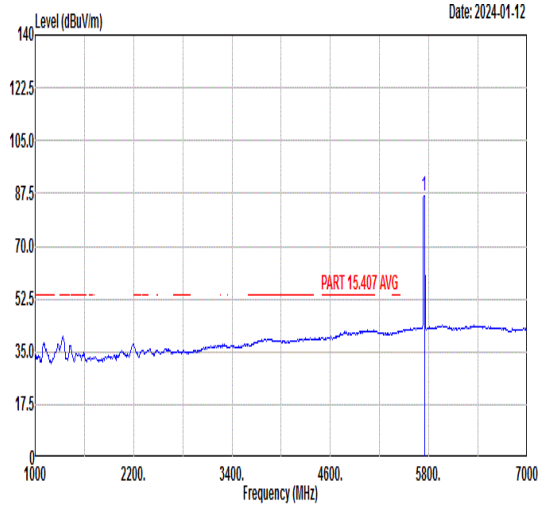 Freq Level Limit Line Margin (dB) Read Level Ant Factor Cable Loss Preamp Factor APos TPos Remark MHz dBuV/m dBuV/m dBuV dB/m dB dB cm deg 1 5745.00 86.90 ------ ------ 72.85 36.24 10.05 32.24 353 0 AVERAGE

Mode	113	
	Band Edge	
	U-NII-3_5.725-5.85_802.11ax HE20_CH149_Partial RU106/53_5745MHz	
ANT	CDD	
Pol.	Vertical	Fundamental
Peak	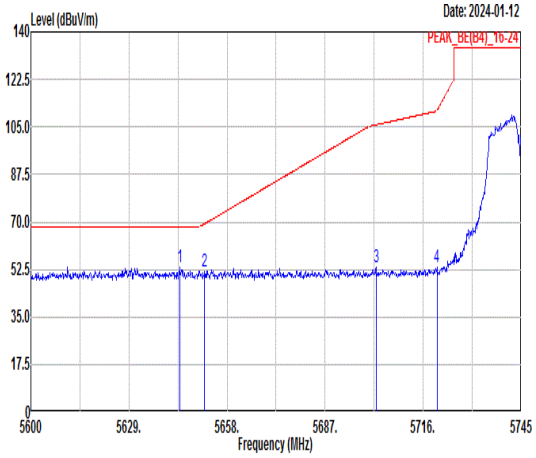 Freq Level Limit Line Margin (dB) Read Level Ant Factor Cable Loss Preamp Factor APos TPos Remark 1 5643.94 53.34 68.30 -14.96 39.53 36.10 9.85 32.14 100 139 PEAK 2 5651.33 51.67 69.29 -17.62 37.85 36.11 9.86 32.15 100 139 PEAK 3 5702.08 53.23 105.78 -52.55 39.28 36.18 9.97 32.20 100 139 PEAK 4 5720.06 53.16 110.94 -57.78 39.16 36.21 10.01 32.22 100 139 PEAK	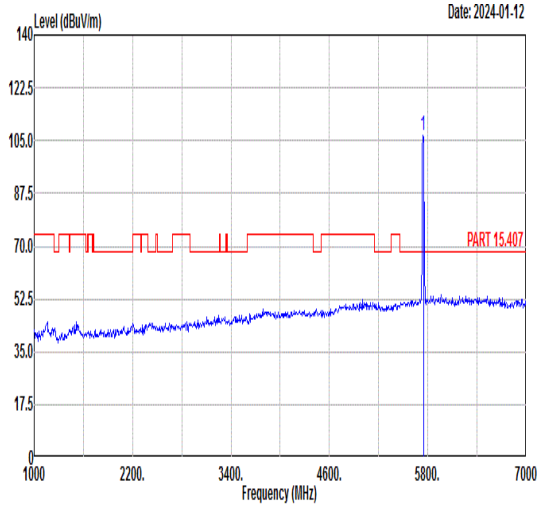 Freq Level Limit Line Margin (dB) Read Level Ant Factor Cable Loss Preamp Factor APos TPos Remark 1 5745.00 106.83 ------ ------ 92.78 36.24 10.05 32.24 100 139 PEAK
Avg	Blank	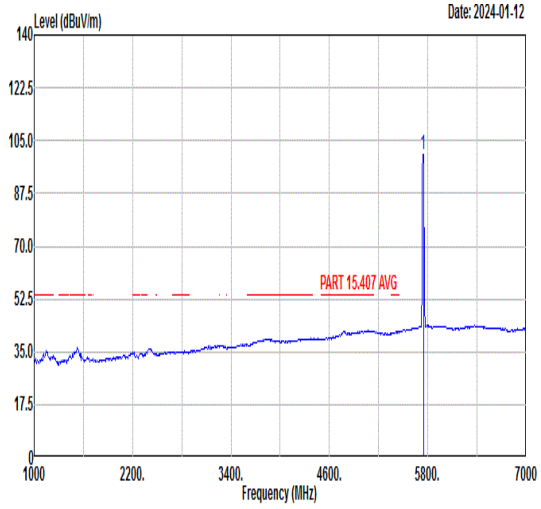 Freq Level Limit Line Margin (dB) Read Level Ant Factor Cable Loss Preamp Factor APos TPos Remark 1 5745.00 100.18 ------ ------ 86.13 36.24 10.05 32.24 100 139 AVERAGE

Mode	114	
	Band Edge	
	U-NII-3_5.725-5.85_802.11ax HE20_CH165_Partial RU106/54_5825MHz	
ANT	CDD	
Pol.	Horizontal	Fundamental
Peak	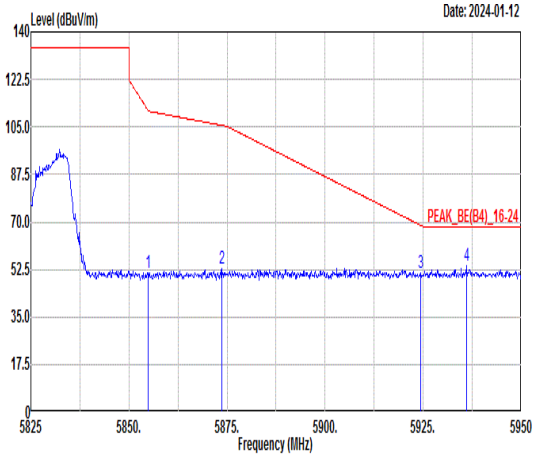 Freq Level Limit Line Margin (dB) Read Level Ant Factor Cable Loss Preamp Factor APos TPos Remark MHz dBuV/m dBuV/m dBuV dB/m dB dB cm deg 1 5854.88 51.18 111.08 -59.90 36.84 36.40 10.29 32.35 100 318 PEAK 2 5873.63 52.57 105.58 -53.01 38.19 36.42 10.33 32.37 100 318 PEAK 3 5924.38 51.39 68.76 -17.37 36.88 36.49 10.44 32.42 100 318 PEAK 4 5936.00 54.07 68.30 -14.23 39.54 36.51 10.46 32.44 100 318 PEAK	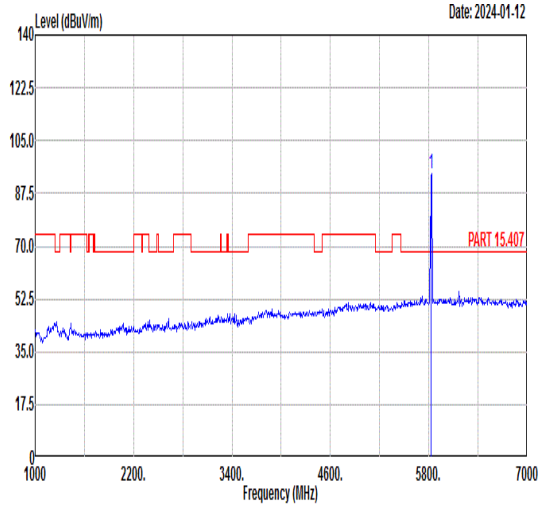 Freq Level Limit Line Margin (dB) Read Level Ant Factor Cable Loss Preamp Factor APos TPos Remark MHz dBuV/m dBuV/m dBuV dB/m dB dB cm deg 1 5825.00 94.13 ------ ------ 79.85 36.37 10.25 32.34 100 318 PEAK
Avg	Blank	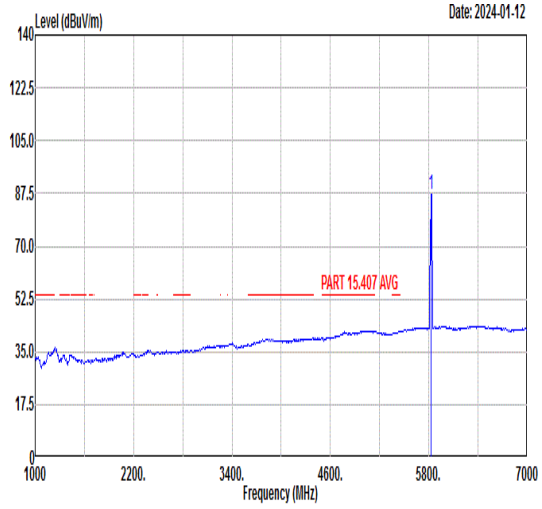 Freq Level Limit Line Margin (dB) Read Level Ant Factor Cable Loss Preamp Factor APos TPos Remark MHz dBuV/m dBuV/m dBuV dB/m dB dB cm deg 1 5825.00 87.37 ------ ------ 73.09 36.37 10.25 32.34 100 318 AVERAGE

Mode	114	
	Band Edge	
	U-NII-3_5.725-5.85_802.11ax HE20_CH165_Partial RU106/54_5825MHz	
ANT	CDD	
Pol.	Vertical	Fundamental
Peak	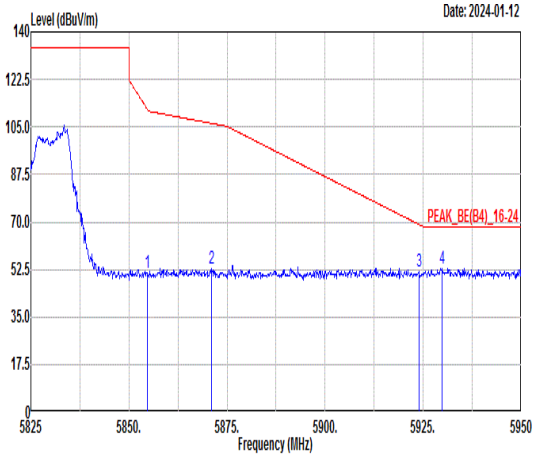 Freq Level Limit Line Margin (dB) Read Level Ant Factor Cable Loss Preamp Factor APos TPos Remark MHz dBuV/m dBuV/m dBuV dB/m dB dB cm deg 1 5854.75 51.42 111.37 -59.95 37.08 36.40 10.29 32.35 400 1 PEAK 2 5871.00 53.09 106.32 -53.23 38.71 36.42 10.33 32.37 400 1 PEAK 3 5923.88 51.97 69.13 -17.16 37.46 36.49 10.44 32.42 400 1 PEAK 4 5929.88 52.98 68.30 -15.32 38.46 36.50 10.45 32.43 400 1 PEAK	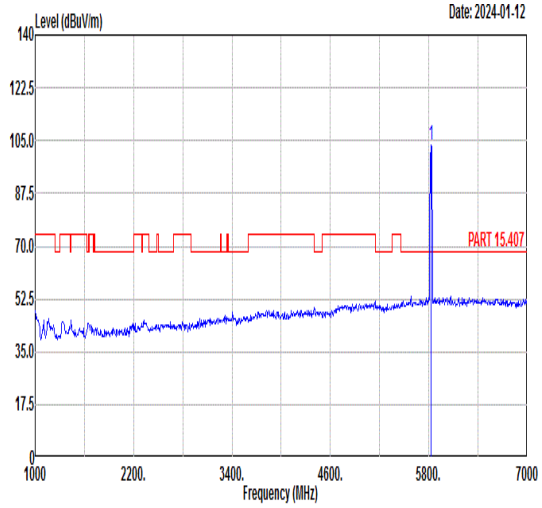 Freq Level Limit Line Margin (dB) Read Level Ant Factor Cable Loss Preamp Factor APos TPos Remark MHz dBuV/m dBuV/m dBuV dB/m dB dB cm deg 1 5825.00 103.81 ------ ------ 89.54 36.36 10.24 32.33 400 1 PEAK
Avg	Blank	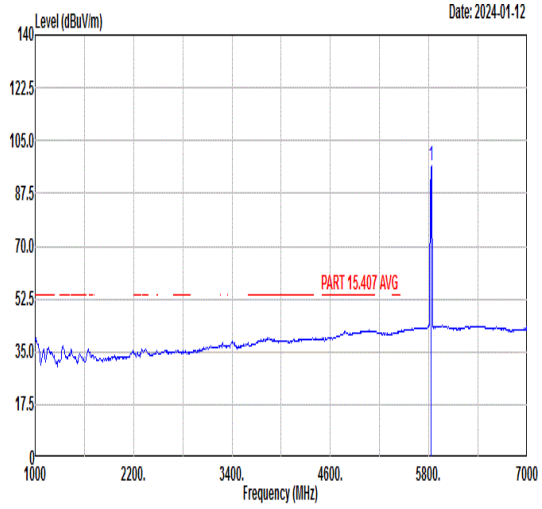 Freq Level Limit Line Margin (dB) Read Level Ant Factor Cable Loss Preamp Factor APos TPos Remark MHz dBuV/m dBuV/m dBuV dB/m dB dB cm deg 1 5825.00 96.86 ------ ------ 82.58 36.37 10.25 32.34 400 1 AVERAGE

Mode	115	
	Band Edge	
	U-NII-3_5.725-5.85_802.11be EHT20_CH149_Full_5745MHz	
ANT	CDD	
Pol.	Horizontal	Fundamental
Peak	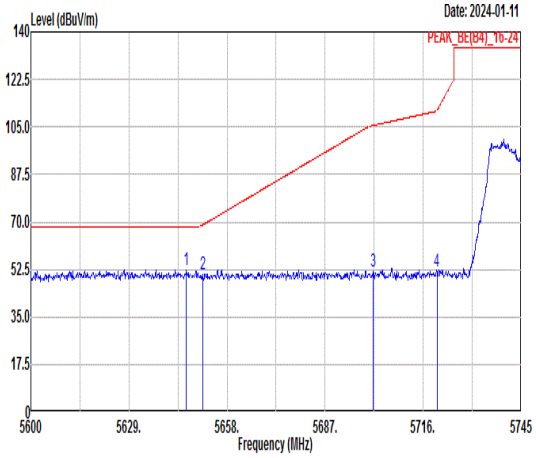 Freq Level Limit Line Margin (dB) Read Level Ant Factor Cable Loss Preamp Factor APos TPos Remark 1 5645.97 52.50 68.30 -15.80 38.70 36.10 9.85 32.15 178 32 PEAK 2 5650.75 50.95 68.86 -17.91 37.13 36.11 9.86 32.15 178 32 PEAK 3 5701.21 51.73 105.54 -53.81 37.78 36.18 9.97 32.20 178 32 PEAK 4 5720.06 51.99 110.94 -58.95 37.99 36.21 10.01 32.22 178 32 PEAK	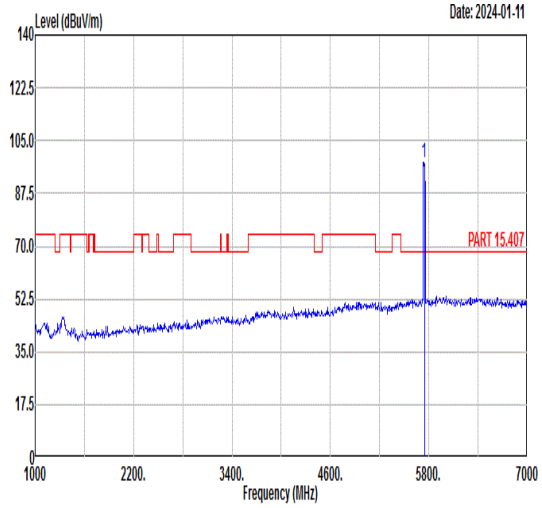 Freq Level Limit Line Margin (dB) Read Level Ant Factor Cable Loss Preamp Factor APos TPos Remark 1 5745.00 97.92 ------ ------ 83.87 36.24 10.05 32.24 178 32 PEAK
Avg	Blank	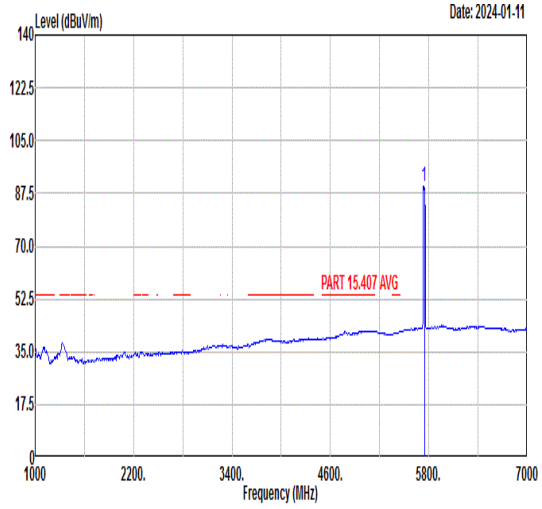 Freq Level Limit Line Margin (dB) Read Level Ant Factor Cable Loss Preamp Factor APos TPos Remark 1 5745.00 89.77 ------ ------ 75.72 36.24 10.05 32.24 178 32 AVERAGE

Mode	115	
	Band Edge	
	U-NII-3_5.725-5.85_802.11be EHT20_CH149_Full_5745MHz	
ANT	CDD	
Pol.	Vertical	Fundamental
Peak	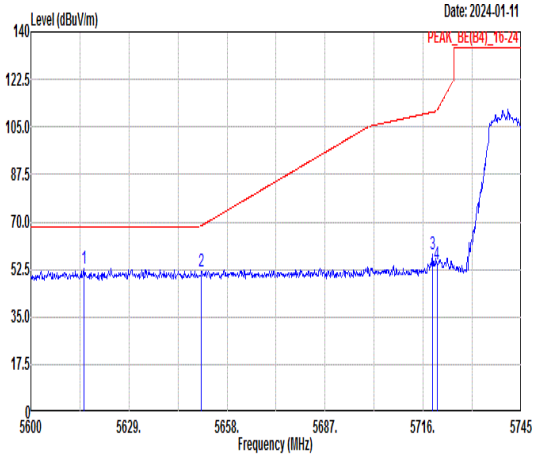 Freq Level Limit Line Margin (dB) Read Level Ant Factor Cable Loss Preamp Factor APos TPos Remark MHz dBuV/m dBuV/m dBuV dB/m dB dB cm deg 1 5615.81 52.96 68.30 -15.34 39.23 36.06 9.79 32.12 192 0 PEAK 2 5650.46 51.63 68.64 -17.01 37.81 36.11 9.86 32.15 192 0 PEAK 3 5718.76 58.13 110.45 -52.32 44.13 36.21 10.01 32.22 192 0 PEAK 4 5720.06 54.63 110.94 -56.31 40.63 36.21 10.01 32.22 192 0 PEAK	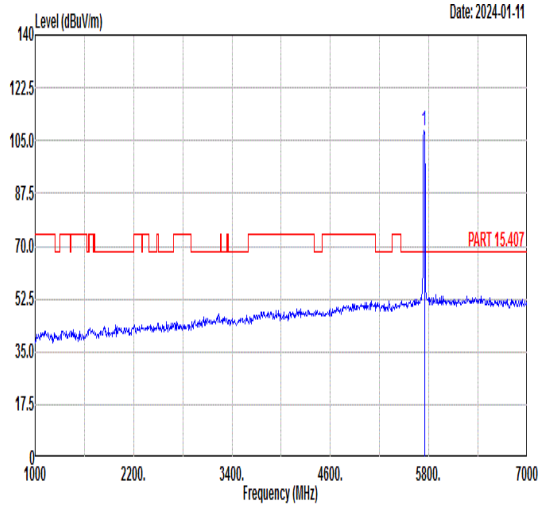 Freq Level Limit Line Margin (dB) Read Level Ant Factor Cable Loss Preamp Factor APos TPos Remark MHz dBuV/m dBuV/m dBuV dB/m dB dB cm deg 1 5745.00 108.50 ------ ------ 94.45 36.24 10.05 32.24 192 0 PEAK
Avg	Blank	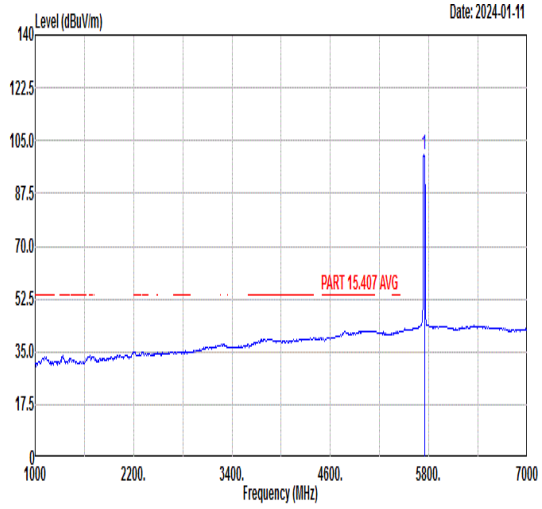 Freq Level Limit Line Margin (dB) Read Level Ant Factor Cable Loss Preamp Factor APos TPos Remark MHz dBuV/m dBuV/m dBuV dB/m dB dB cm deg 1 5745.00 100.59 ------ ------ 86.54 36.24 10.05 32.24 192 0 AVERAGE

Mode	115	
	Harmonic	
	U-NII-3_5.725-5.85_802.11be EHT20_CH149_Full_5745MHz	
ANT	CDD	
Pol.	Horizontal	Vertical
Peak Avg	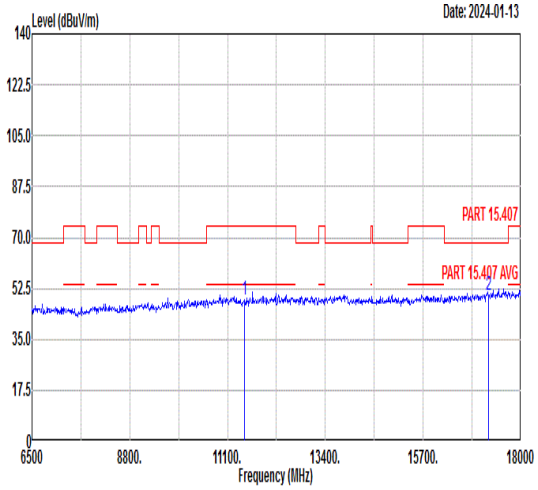 Freq Level Limit Line Margin Read Level Ant Factor Cable Loss Preamp Factor APos TPos Remark MHz dBuV/m dBuV/m dB dBuV dB/m dB dB cm deg 1 11490.00 48.69 74.00 -25.31 60.06 39.20 12.87 63.44 --- --- Peak 2 17235.00 50.27 68.30 -18.03 57.99 41.86 15.72 65.30 --- --- Peak	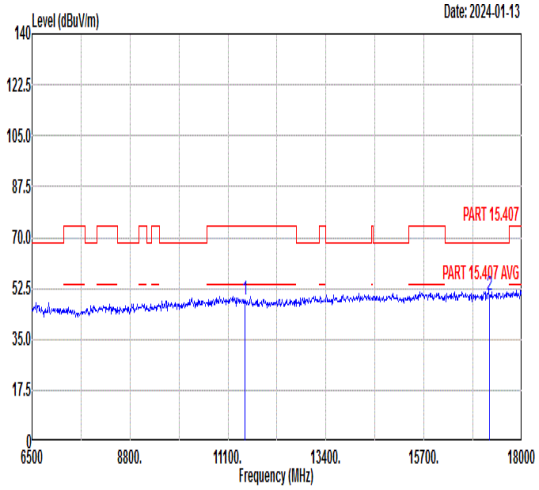 Freq Level Limit Line Margin Read Level Ant Factor Cable Loss Preamp Factor APos TPos Remark MHz dBuV/m dBuV/m dB dBuV dB/m dB dB cm deg 1 11490.00 48.38 74.00 -25.62 59.75 39.20 12.87 63.44 --- --- Peak 2 17235.00 50.26 68.30 -18.04 57.98 41.86 15.72 65.30 --- --- Peak

Mode	116	
	Harmonic	
	U-NII-3_5.725-5.85_802.11be EHT20_CH157_Full_5785MHz	
ANT	CDD	
Pol.	Horizontal	Vertical
Peak Avg	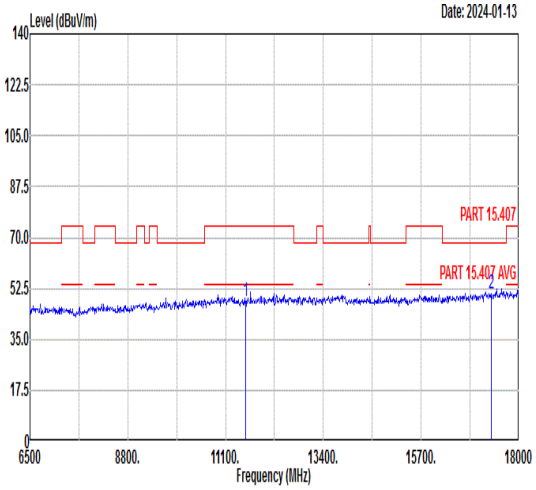 Freq Level Limit Line Margin Read Level Ant Factor Cable Loss Preamp Factor APos TPos Remark MHz dBuV/m dBuV/m dB dBuV dB/m dB dB cm deg 1 11570.00 48.14 74.00 -25.86 59.43 39.23 12.93 63.45 --- --- Peak 2 17355.00 50.74 68.30 -17.56 58.30 41.99 15.81 65.36 --- --- Peak	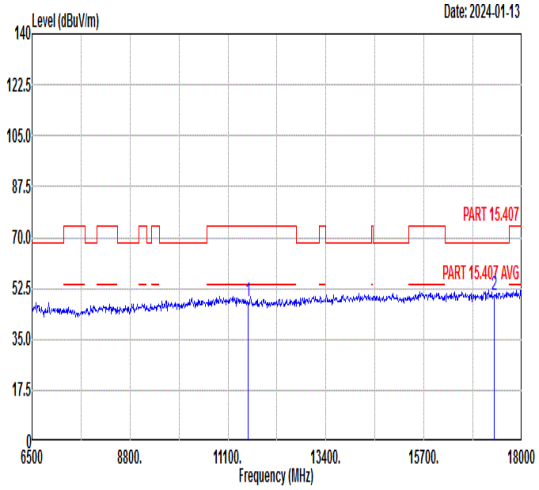 Freq Level Limit Line Margin Read Level Ant Factor Cable Loss Preamp Factor APos TPos Remark MHz dBuV/m dBuV/m dB dBuV dB/m dB dB cm deg 1 11570.00 48.19 74.00 -25.81 59.48 39.23 12.93 63.45 --- --- Peak 2 17355.00 50.38 68.30 -17.92 57.94 41.99 15.81 65.36 --- --- Peak

Mode	117	
	Band Edge	
	U-NII-3_5.725-5.85_802.11be EHT20_CH165_Full_5825MHz	
ANT	CDD	
Pol.	Horizontal	Fundamental
Peak	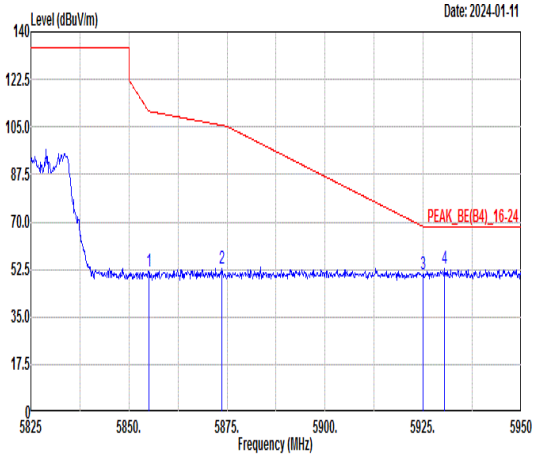 Freq Level Limit Line Margin (dB) Read Level Ant Factor Cable Loss Preamp Factor APos TPos Remark MHz dBuV/m dBuV/m dBuV dB/m dB dB cm deg 1 5855.00 51.94 110.80 -58.86 37.60 36.40 10.29 32.35 300 146 PEAK 2 5873.75 52.76 105.55 -52.79 38.38 36.42 10.33 32.37 300 146 PEAK 3 5924.88 50.83 68.39 -17.56 36.32 36.49 10.44 32.42 300 146 PEAK 4 5930.50 52.57 68.30 -15.73 38.05 36.50 10.45 32.43 300 146 PEAK	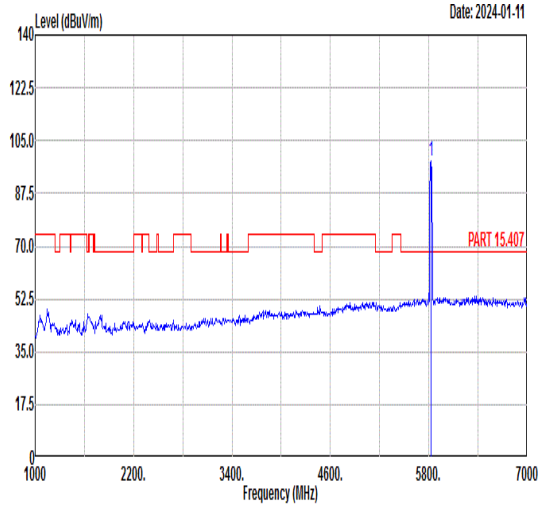 Freq Level Limit Line Margin (dB) Read Level Ant Factor Cable Loss Preamp Factor APos TPos Remark MHz dBuV/m dBuV/m dBuV dB/m dB dB cm deg 1 5825.00 98.15 ------ ------ 83.89 36.35 10.23 32.32 300 146 PEAK
Avg	Blank	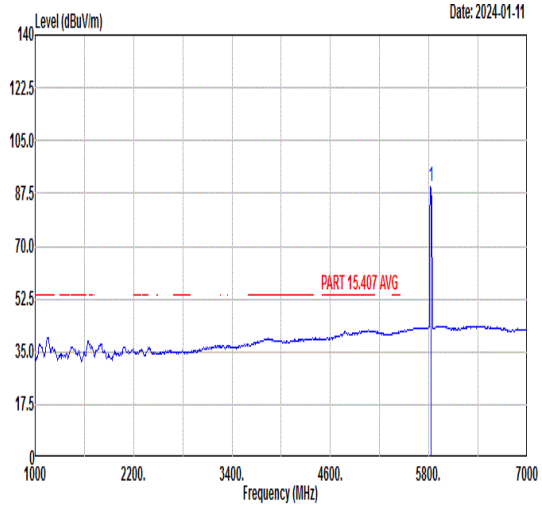 Freq Level Limit Line Margin (dB) Read Level Ant Factor Cable Loss Preamp Factor APos TPos Remark MHz dBuV/m dBuV/m dBuV dB/m dB dB cm deg 1 5825.00 89.68 ------ ------ 75.44 36.35 10.21 32.32 300 146 AVERAGE

Mode	117	
	Band Edge	
	U-NII-3_5.725-5.85_802.11be EHT20_CH165_Full_5825MHz	
ANT	CDD	
Pol.	Vertical	Fundamental
Peak	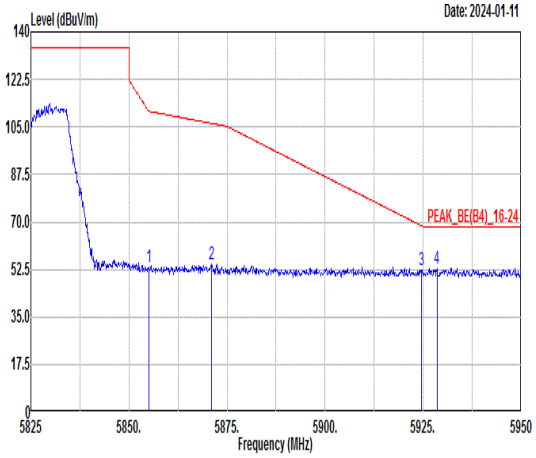 Freq Level Limit Line Margin (dB) Read Level Ant Factor Cable Loss Preamp Factor APos TPos Remark MHz dBuV/m dBuV/m dBuV dB/m dB dB cm deg 1 5855.00 53.53 110.80 -57.27 39.19 36.40 10.29 32.35 223 276 PEAK 2 5871.13 54.61 106.28 -51.67 40.23 36.42 10.33 32.37 223 276 PEAK 3 5924.63 52.34 68.58 -16.24 37.83 36.49 10.44 32.42 223 276 PEAK 4 5928.50 53.06 68.30 -15.24 38.54 36.50 10.45 32.43 223 276 PEAK	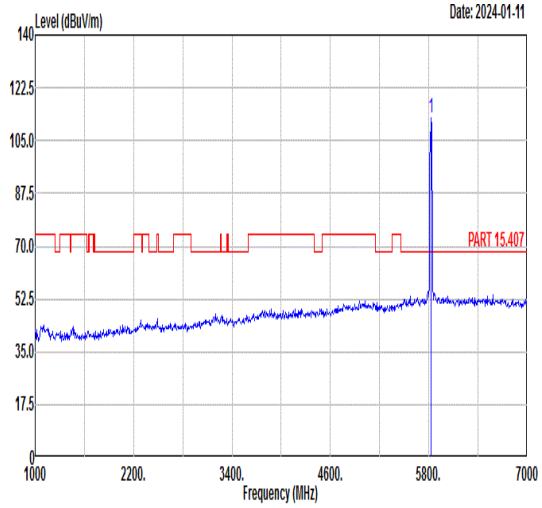 Freq Level Limit Line Margin (dB) Read Level Ant Factor Cable Loss Preamp Factor APos TPos Remark MHz dBuV/m dBuV/m dBuV dB/m dB dB cm deg 1 5825.00 112.39 ------ ------ 98.12 36.36 10.24 32.33 223 276 PEAK
Avg	Blank	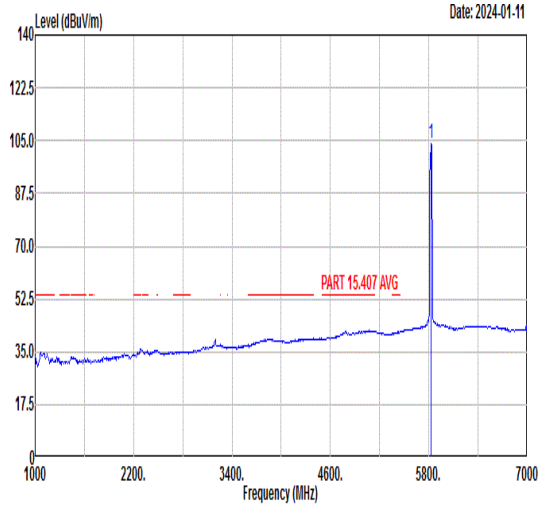 Freq Level Limit Line Margin (dB) Read Level Ant Factor Cable Loss Preamp Factor APos TPos Remark MHz dBuV/m dBuV/m dBuV dB/m dB dB cm deg 1 5825.00 103.87 ------ ------ 89.60 36.36 10.24 32.33 223 276 AVERAGE

Mode	117	
	Harmonic	
	U-NII-3_5.725-5.85_802.11be EHT20_CH165_Full_5825MHz	
ANT	CDD	
Pol.	Horizontal	Vertical
Peak Avg	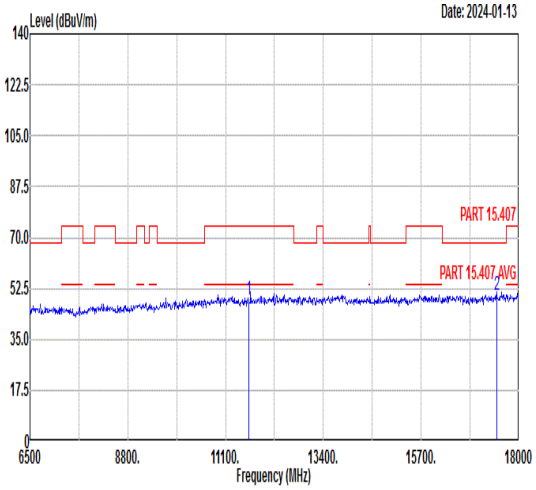 Freq Level Limit Line Margin Read Level Ant Factor Cable Loss Preamp Factor APos TPos Remark MHz dBuV/m dBuV/m dB dBuV dB/m dB dB cm deg 1 11650.00 48.84 74.00 -25.16 60.04 39.26 12.99 63.45 --- --- Peak 2 17475.00 50.21 68.30 -18.09 57.62 42.12 15.90 65.43 --- --- Peak	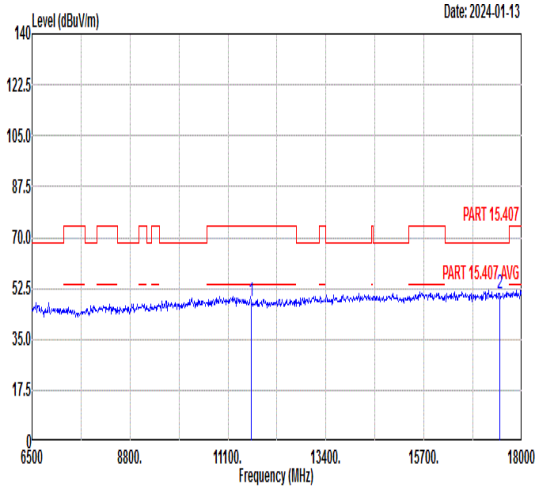 Freq Level Limit Line Margin Read Level Ant Factor Cable Loss Preamp Factor APos TPos Remark MHz dBuV/m dBuV/m dB dBuV dB/m dB dB cm deg 1 11650.00 47.99 74.00 -26.01 59.19 39.26 12.99 63.45 --- --- Peak 2 17475.00 50.76 68.30 -17.54 58.17 42.12 15.90 65.43 --- --- Peak

Mode	118	
	Band Edge - L	
	U-NII-3_5.725-5.85_802.11be EHT40_CH151_Full_5755MHz	
ANT	CDD	
Pol.	Horizontal	Fundamental
Peak	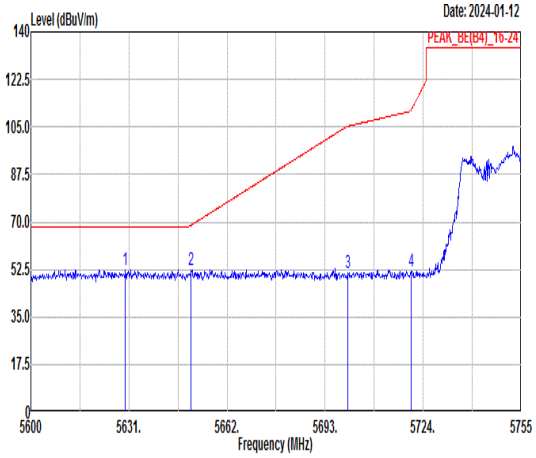 Freq Level Limit Line Margin (dB) Read Level Ant Factor Cable Loss Preamp Factor APos TPos Remark MHz dBuV/m dBuV/m dBuV dB/m dB dB cm deg 1 5629.92 52.26 68.30 -16.04 38.49 36.08 9.82 32.13 300 354 PEAK 2 5650.69 52.26 68.81 -16.55 38.44 36.11 9.86 32.15 300 354 PEAK 3 5700.29 51.37 105.28 -53.91 37.42 36.18 9.97 32.20 300 354 PEAK 4 5720.28 51.86 111.44 -59.58 37.86 36.21 10.01 32.22 300 354 PEAK	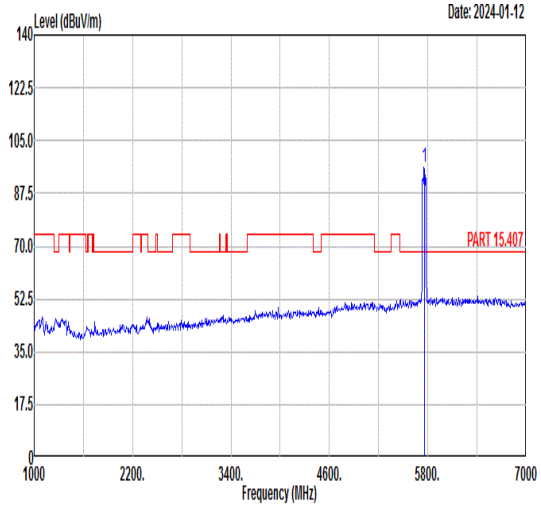 Freq Level Limit Line Margin (dB) Read Level Ant Factor Cable Loss Preamp Factor APos TPos Remark MHz dBuV/m dBuV/m dBuV dB/m dB dB cm deg 1 5755.00 96.17 ------ ------ 82.09 36.25 10.08 32.25 300 354 PEAK
Avg	Blank	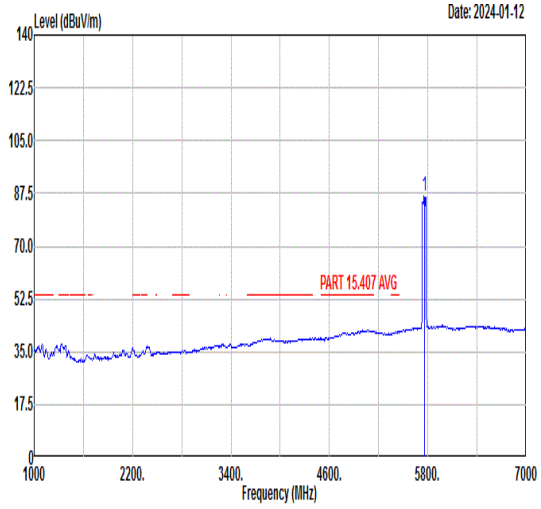 Freq Level Limit Line Margin (dB) Read Level Ant Factor Cable Loss Preamp Factor APos TPos Remark MHz dBuV/m dBuV/m dBuV dB/m dB dB cm deg 1 5755.00 86.74 ------ ------ 72.66 36.25 10.08 32.25 300 354 AVERAGE