Mode	33	
	Harmonic	
	U-NII-1_5.15-5.25_802.11ax HE20_CH44_Full_5220MHz	
ANT	CDD	
Pol.	Horizontal	Vertical
Peak Avg	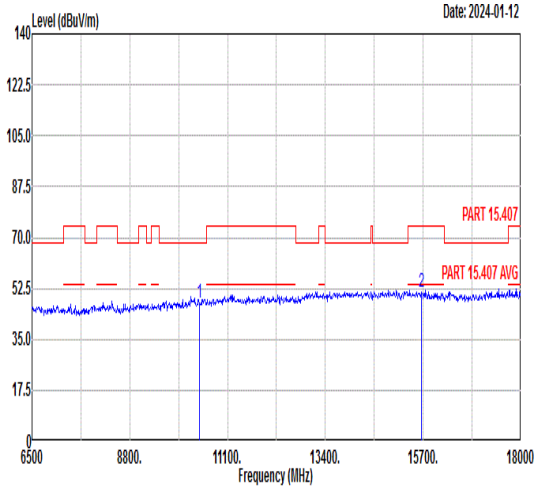 Freq Level Limit Line Margin Read Level Ant Factor Cable Loss Preamp Factor APos TPos Remark MHz dBuV/m dBuV/m dB dBuV dB/m dB dB cm deg 1 10440.00 47.79 68.30 -20.51 60.52 38.78 12.12 63.63 --- --- Peak 2 15660.00 50.99 74.00 -23.01 59.55 40.83 14.64 64.03 --- --- Peak	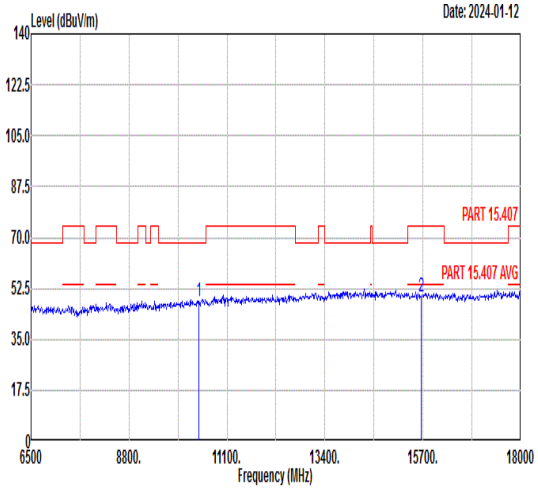 Freq Level Limit Line Margin Read Level Ant Factor Cable Loss Preamp Factor APos TPos Remark MHz dBuV/m dBuV/m dB dBuV dB/m dB dB cm deg 1 10440.00 48.21 68.30 -20.09 60.94 38.78 12.12 63.63 --- --- Peak 2 15660.00 49.89 74.00 -24.11 58.45 40.83 14.64 64.03 --- --- Peak

Mode	34	
	Harmonic	
	U-NII-1_5.15-5.25_802.11ax HE20_CH48_Full_5240MHz	
ANT	CDD	
Pol.	Horizontal	Vertical
Peak Avg	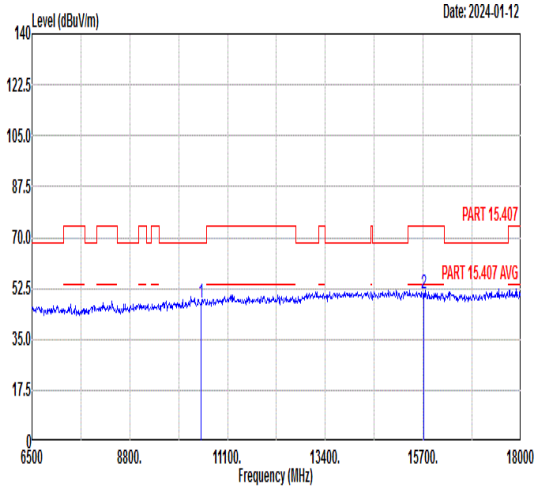 Freq Level Limit Line Margin Read Level Ant Factor Cable Loss Preamp Factor APos TPos Remark MHz dBuV/m dBuV/m dB dBuV dB/m dB dB cm deg 1 10480.00 47.45 68.30 -20.85 60.12 38.79 12.15 63.61 --- --- Peak 2 15720.00 50.95 74.00 -23.05 59.46 40.88 14.66 64.05 --- --- Peak	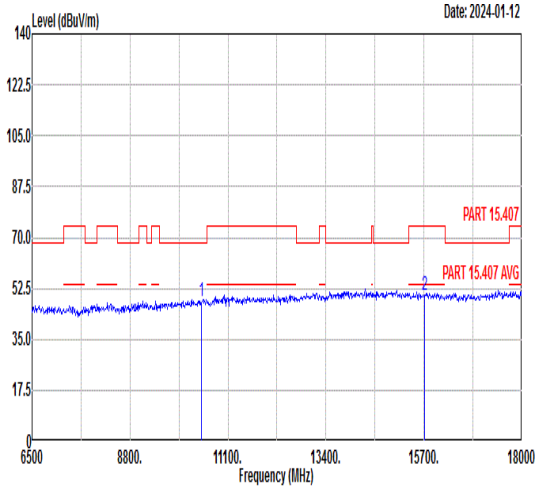 Freq Level Limit Line Margin Read Level Ant Factor Cable Loss Preamp Factor APos TPos Remark MHz dBuV/m dBuV/m dB dBuV dB/m dB dB cm deg 1 10480.00 48.17 68.30 -20.13 60.84 38.79 12.15 63.61 --- --- Peak 2 15720.00 50.11 74.00 -23.89 58.62 40.88 14.66 64.05 --- --- Peak

Mode	35	
	Harmonic	
	U-NII-2A_5.25-5.35_802.11ax HE20_CH52_Full_5260MHz	
ANT	CDD	
Pol.	Horizontal	Vertical
Peak Avg	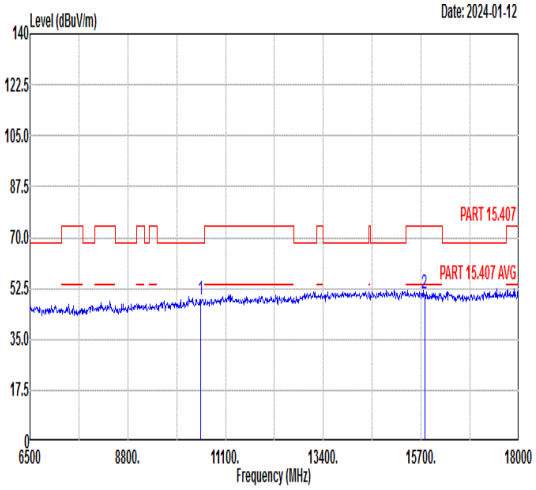 Freq Level Limit Line Margin Read Level Ant Factor Cable Loss Preamp Factor APos TPos Remark MHz dBuV/m dBuV/m dB dBuV dB/m dB dB cm deg 1 10520.00 48.46 68.30 -19.84 61.07 38.81 12.18 63.60 --- --- Peak 2 15780.00 50.52 74.00 -23.48 58.98 40.92 14.69 64.07 --- --- Peak	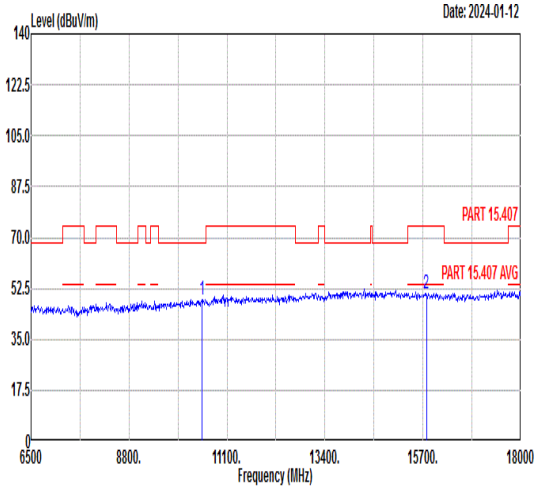 Freq Level Limit Line Margin Read Level Ant Factor Cable Loss Preamp Factor APos TPos Remark MHz dBuV/m dBuV/m dB dBuV dB/m dB dB cm deg 1 10520.00 48.57 68.30 -19.73 61.18 38.81 12.18 63.60 --- --- Peak 2 15780.00 50.46 74.00 -23.54 58.92 40.92 14.69 64.07 --- --- Peak

Mode	36	
	Harmonic	
	U-NII-2A_5.25-5.35_802.11ax HE20_CH60_Full_5300MHz	
ANT	CDD	
Pol.	Horizontal	Vertical
Peak Avg	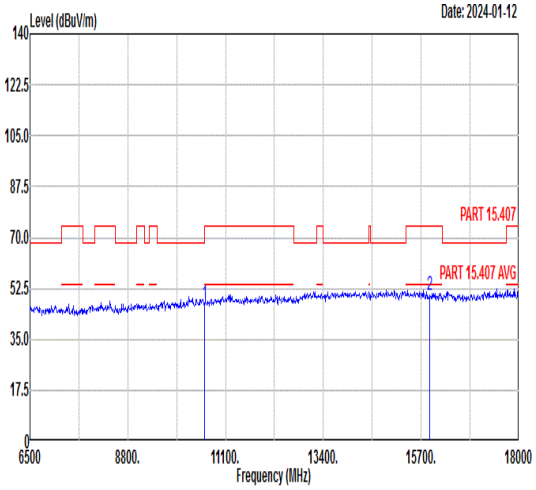 Freq Level Limit Line Margin Read Level Ant Factor Cable Loss Preamp Factor APos TPos Remark MHz dBuV/m dBuV/m dB dBuV dB/m dB dB cm deg 1 10600.00 46.98 74.00 -27.02 59.48 38.84 12.23 63.57 --- --- Peak 2 15900.00 50.21 74.00 -23.79 58.55 41.02 14.75 64.11 --- --- Peak	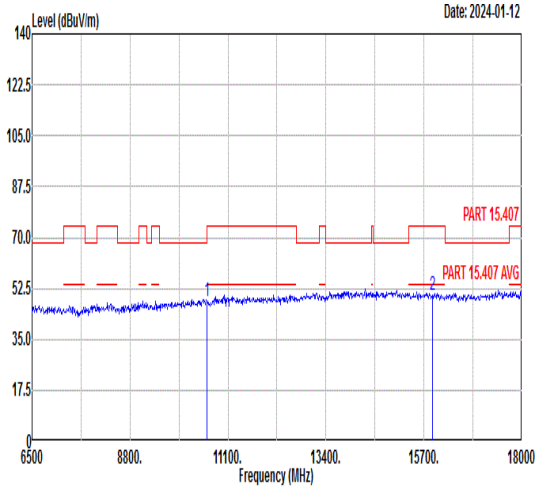 Freq Level Limit Line Margin Read Level Ant Factor Cable Loss Preamp Factor APos TPos Remark MHz dBuV/m dBuV/m dB dBuV dB/m dB dB cm deg 1 10600.00 48.04 74.00 -25.96 60.54 38.84 12.23 63.57 --- --- Peak 2 15900.00 50.07 74.00 -23.93 58.41 41.02 14.75 64.11 --- --- Peak

Mode	37	
	Band Edge	
	U-NII-2A_5.25-5.35_802.11ax HE20_CH64_Full_5320MHz	
ANT	CDD	
Pol.	Horizontal	Fundamental
Peak	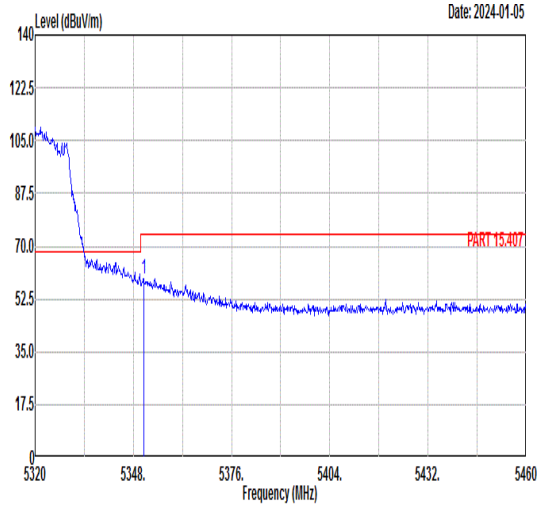 Freq Level Limit Line Margin (dB) Read Level Ant Factor Cable Loss Preamp Factor APos TPos Remark 1 5350.94 59.18 74.00 -14.82 46.03 35.99 9.37 32.21 400 91 PEAK	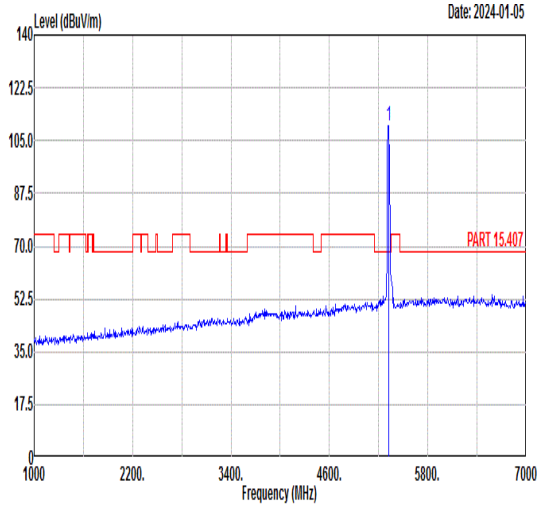 Freq Level Limit Line Margin (dB) Read Level Ant Factor Cable Loss Preamp Factor APos TPos Remark 1 5320.00 110.09 ------ ------ 97.16 36.01 9.18 32.26 400 91 PEAK
Avg	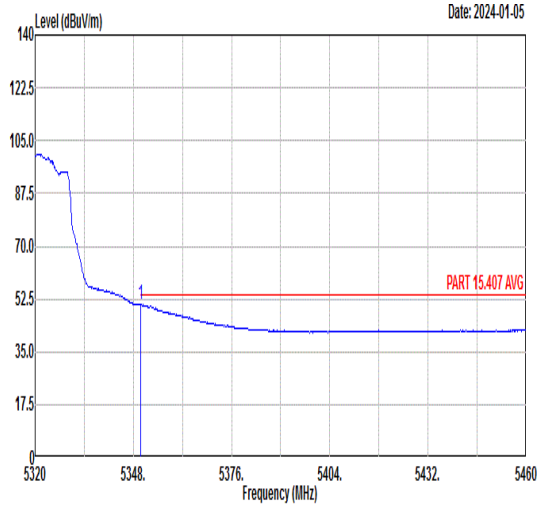 Freq Level Limit Line Margin (dB) Read Level Ant Factor Cable Loss Preamp Factor APos TPos Remark 1 5350.10 50.57 54.00 -3.43 37.42 35.99 9.37 32.21 400 91 AVERAGE	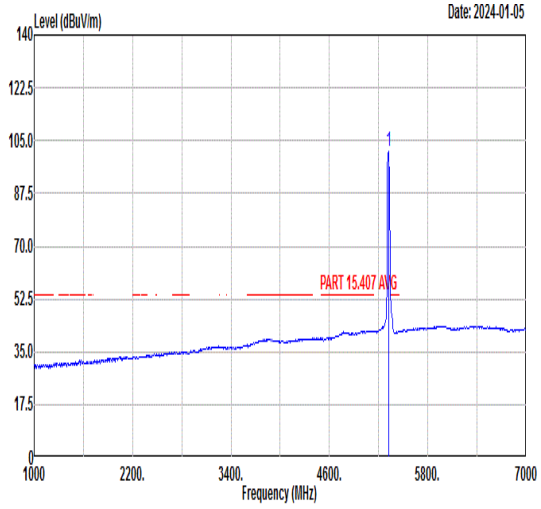 Freq Level Limit Line Margin (dB) Read Level Ant Factor Cable Loss Preamp Factor APos TPos Remark 1 5320.00 101.37 ------ ------ 88.40 36.01 9.21 32.25 400 91 AVERAGE

Mode	37	
	Band Edge	
	U-NII-2A_5.25-5.35_802.11ax HE20_CH64_Full_5320MHz	
ANT	CDD	
Pol.	Vertical	Fundamental
Peak	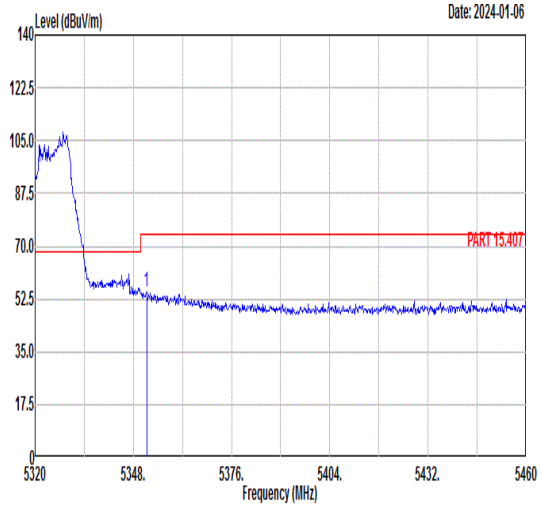 Freq Level Limit Line Margin (dB) Read Level Ant Factor Cable Loss Preamp Factor APos TPos Remark 1 5351.78 55.01 74.00 -18.99 41.86 35.99 9.37 32.21 300 163 PEAK	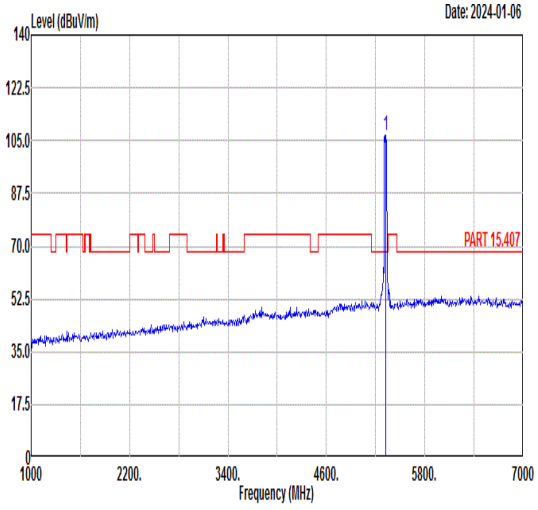 Freq Level Limit Line Margin (dB) Read Level Ant Factor Cable Loss Preamp Factor APos TPos Remark 1 5320.00 106.58 ------ ------ 93.65 36.01 9.18 32.26 300 163 PEAK
Avg	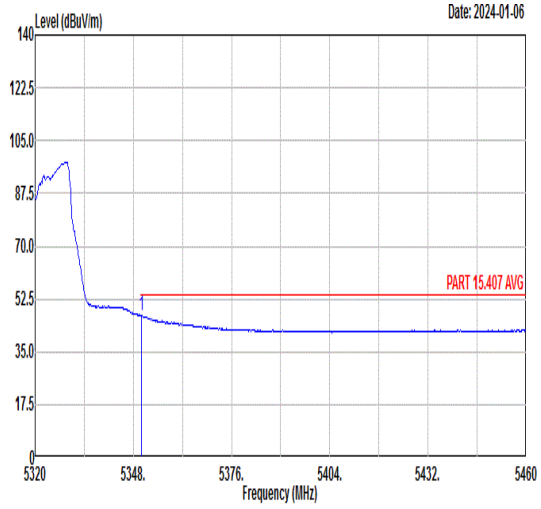 Freq Level Limit Line Margin (dB) Read Level Ant Factor Cable Loss Preamp Factor APos TPos Remark 1 5350.24 46.93 54.00 -7.07 33.78 35.99 9.37 32.21 300 163 AVERAGE	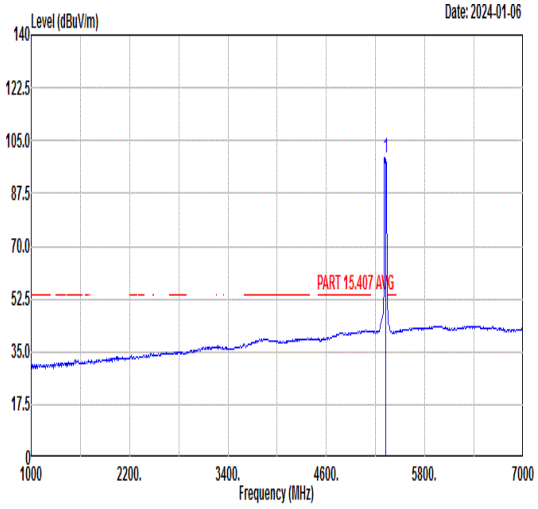 Freq Level Limit Line Margin (dB) Read Level Ant Factor Cable Loss Preamp Factor APos TPos Remark 1 5320.00 99.58 ------ ------ 86.65 36.01 9.18 32.26 300 163 AVERAGE

Mode	37	
	Harmonic	
	U-NII-2A_5.25-5.35_802.11ax HE20_CH64_Full_5320MHz	
ANT	CDD	
Pol.	Horizontal	Vertical
Peak Avg	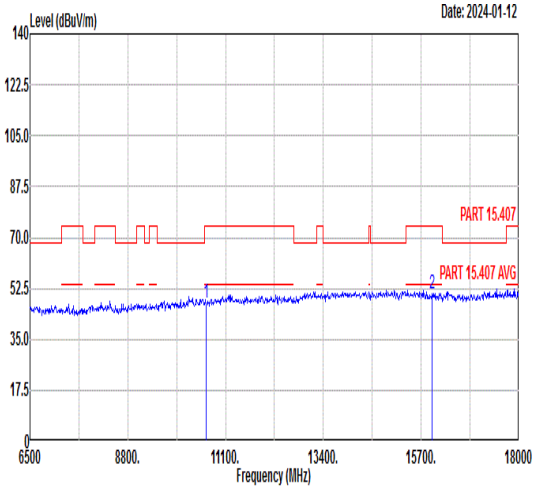 Freq Level Limit Line Margin Read Level Ant Factor Cable Loss Preamp Factor APos TPos Remark MHz dBuV/m dBuV/m dB dBuV dB/m dB dB cm deg 1 10640.00 47.30 74.00 -26.70 59.73 38.86 12.26 63.55 --- --- Peak 2 15960.00 50.90 74.00 -23.10 59.19 41.07 14.77 64.13 --- --- Peak	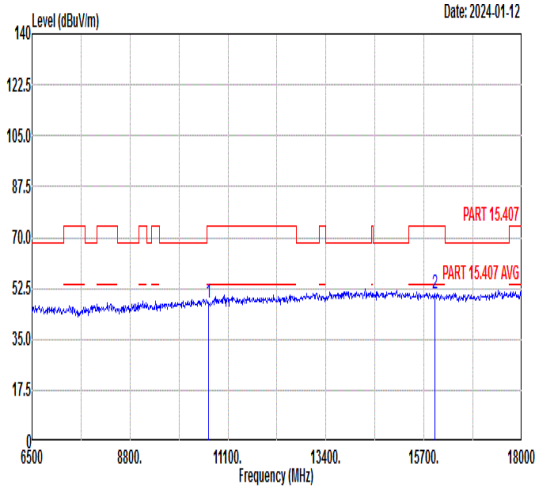 Freq Level Limit Line Margin Read Level Ant Factor Cable Loss Preamp Factor APos TPos Remark MHz dBuV/m dBuV/m dB dBuV dB/m dB dB cm deg 1 10640.00 47.53 74.00 -26.47 59.96 38.86 12.26 63.55 --- --- Peak 2 15960.00 50.75 74.00 -23.25 59.04 41.07 14.77 64.13 --- --- Peak

Mode	38	
	Band Edge	
	U-NII-2C_5.47-5.725_802.11ax HE20_CH100_5500MHz	
ANT	CDD	
Pol.	Horizontal	Fundamental
Peak	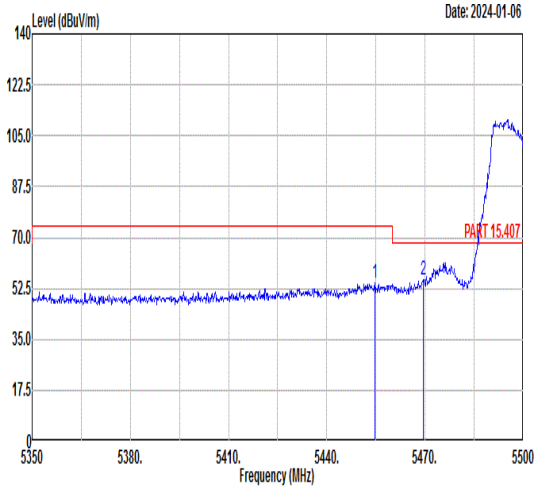 Freq Level Limit Line Margin (dB) Read Level Ant Factor Cable Loss Preamp Factor APos TPos Remark MHz dBuV/m dBuV/m dBuV dB/m dB dB cm deg 1 5454.70 54.61 74.00 -19.39 41.06 35.93 9.68 32.06 100 139 PEAK 2 5469.55 55.30 68.30 -13.00 41.73 35.92 9.69 32.04 100 139 PEAK	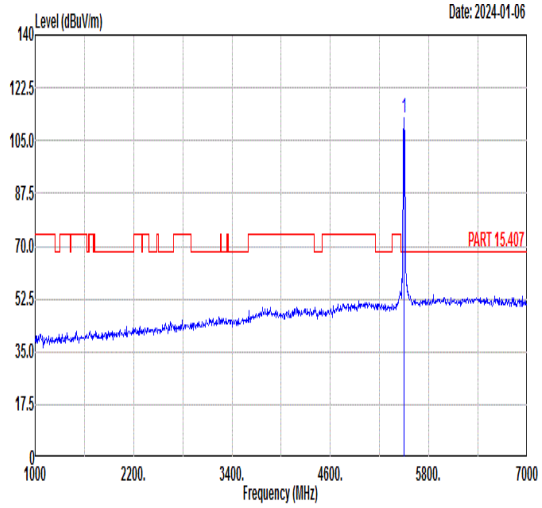 Freq Level Limit Line Margin (dB) Read Level Ant Factor Cable Loss Preamp Factor APos TPos Remark MHz dBuV/m dBuV/m dBuV dB/m dB dB cm deg 1 5500.00 112.42 ------ ------ 98.83 35.90 9.70 32.01 100 139 PEAK
Avg	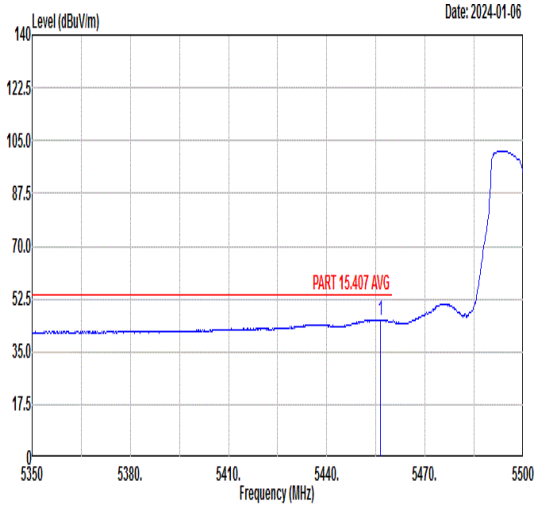 Freq Level Limit Line Margin (dB) Read Level Ant Factor Cable Loss Preamp Factor APos TPos Remark MHz dBuV/m dBuV/m dBuV dB/m dB dB cm deg 1 5456.50 45.59 54.00 -8.41 32.03 35.93 9.69 32.06 100 139 AVERAGE	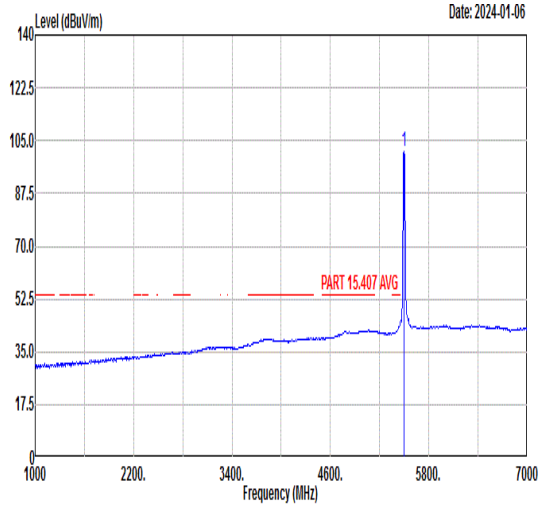 Freq Level Limit Line Margin (dB) Read Level Ant Factor Cable Loss Preamp Factor APos TPos Remark MHz dBuV/m dBuV/m dBuV dB/m dB dB cm deg 1 5500.00 101.30 ------ ------ 87.71 35.90 9.70 32.01 100 139 AVERAGE

Mode	38	
	Band Edge	
	U-NII-2C_5.47-5.725_802.11ax HE20_CH100_5500MHz	
ANT	CDD	
Pol.	Vertical	Fundamental
Peak	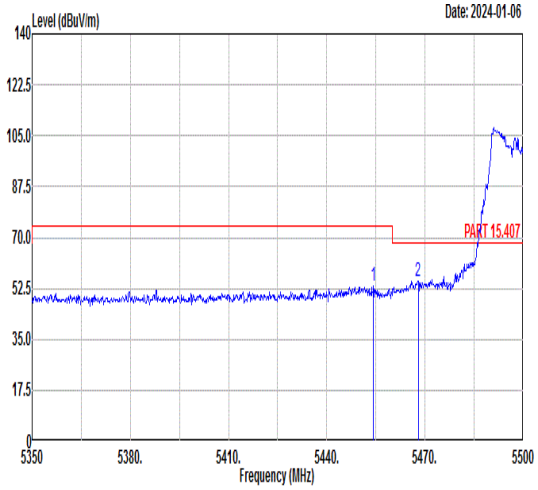 Freq Level Limit Line Margin (dB) Read Level Ant Factor Cable Loss Preamp Factor APos TPos Remark MHz dBuV/m dBuV/m dBuV dB/m dB dB cm deg 1 5454.25 53.27 74.00 -20.73 39.72 35.93 9.68 32.06 311 160 PEAK 2 5467.90 54.89 68.30 -13.41 41.32 35.92 9.69 32.04 311 160 PEAK	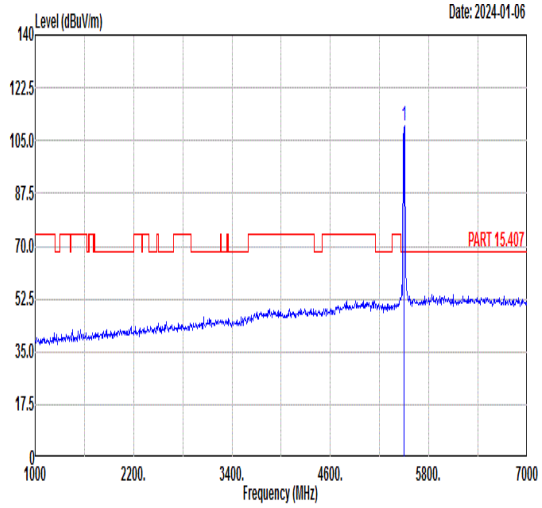 Freq Level Limit Line Margin (dB) Read Level Ant Factor Cable Loss Preamp Factor APos TPos Remark MHz dBuV/m dBuV/m dBuV dB/m dB dB cm deg 1 5500.00 109.97 ------ ------ 96.36 35.91 9.71 32.01 311 160 PEAK
Avg	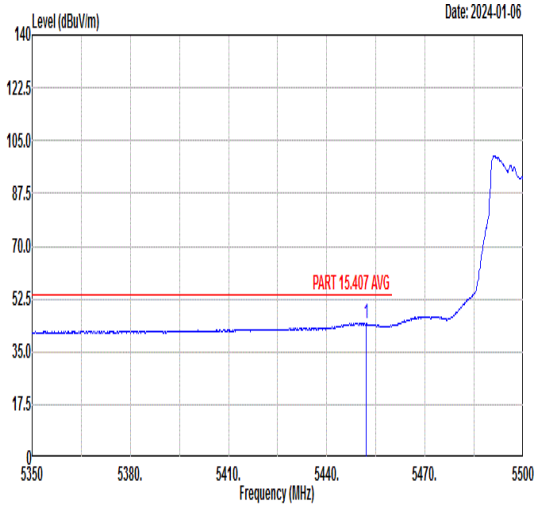 Freq Level Limit Line Margin (dB) Read Level Ant Factor Cable Loss Preamp Factor APos TPos Remark MHz dBuV/m dBuV/m dBuV dB/m dB dB cm deg 1 5452.00 44.35 54.00 -9.65 30.81 35.93 9.68 32.07 311 160 AVERAGE	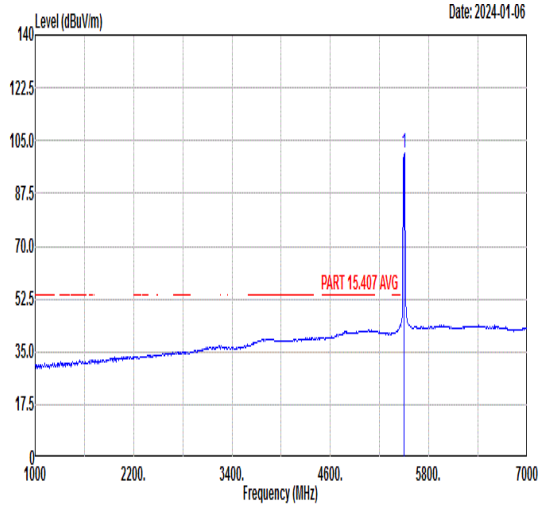 Freq Level Limit Line Margin (dB) Read Level Ant Factor Cable Loss Preamp Factor APos TPos Remark MHz dBuV/m dBuV/m dBuV dB/m dB dB cm deg 1 5500.00 100.74 ------ ------ 87.13 35.91 9.71 32.01 311 160 AVERAGE

Mode	38	
	Harmonic	
	U-NII-2C_5.47-5.725_802.11ax HE20_CH100_5500MHz	
ANT	CDD	
Pol.	Horizontal	Vertical
Peak Avg	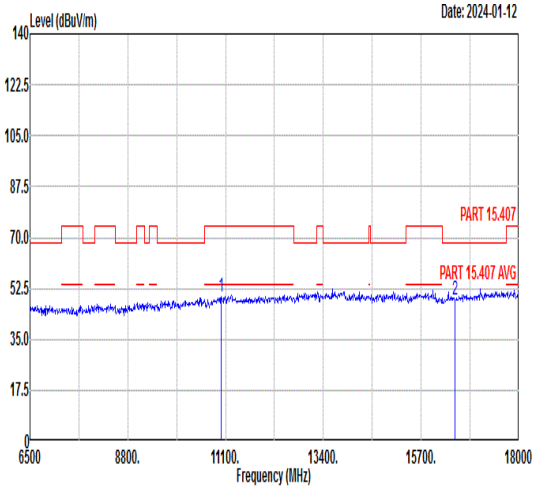 Freq Level Limit Line Margin Read Level Ant Factor Cable Loss Preamp Factor APos TPos Remark MHz dBuV/m dBuV/m dB dBuV dB/m dB dB cm deg 1 11000.00 49.54 74.00 -24.46 61.44 39.00 12.52 63.42 --- --- Peak 2 16500.00 48.42 68.30 -19.88 56.56 41.35 15.17 64.66 --- --- Peak	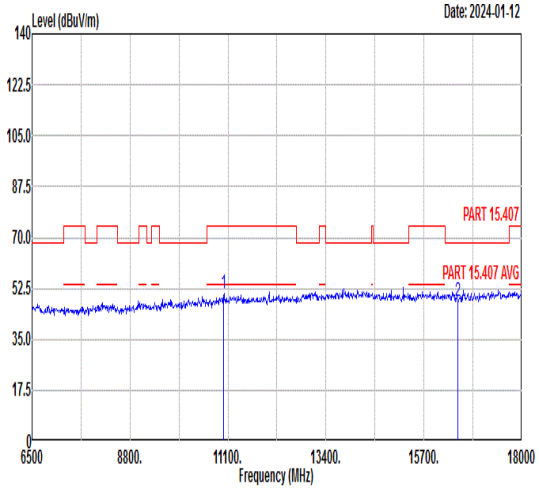 Freq Level Limit Line Margin Read Level Ant Factor Cable Loss Preamp Factor APos TPos Remark MHz dBuV/m dBuV/m dB dBuV dB/m dB dB cm deg 1 11000.00 50.58 74.00 -23.42 62.48 39.00 12.52 63.42 --- --- Peak 2 16500.00 47.98 68.30 -20.32 56.12 41.35 15.17 64.66 --- --- Peak

Mode	39	
	Harmonic	
	U-NII-2C_5.47-5.725_802.11ax HE20_CH116_5580MHz	
ANT	CDD	
Pol.	Horizontal	Vertical
Peak Avg	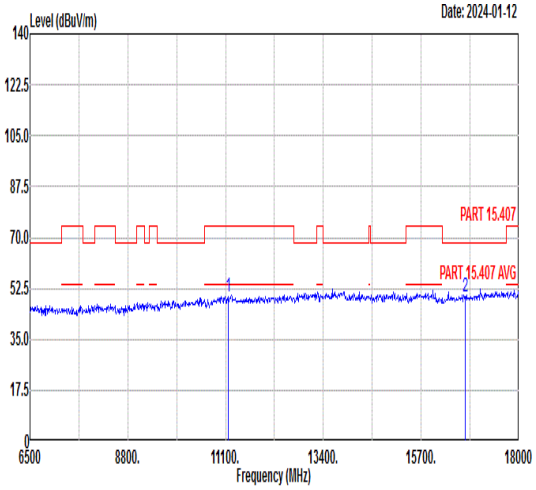 Freq Level Limit Line Margin Read Level Ant Factor Cable Loss Preamp Factor APos TPos Remark MHz dBuV/m dBuV/m dB dBuV dB/m dB dB cm deg 1 11160.00 49.82 74.00 -24.18 61.55 39.06 12.64 63.43 --- --- Peak 2 16740.00 49.44 68.30 -18.86 57.53 41.47 15.35 64.91 --- --- Peak	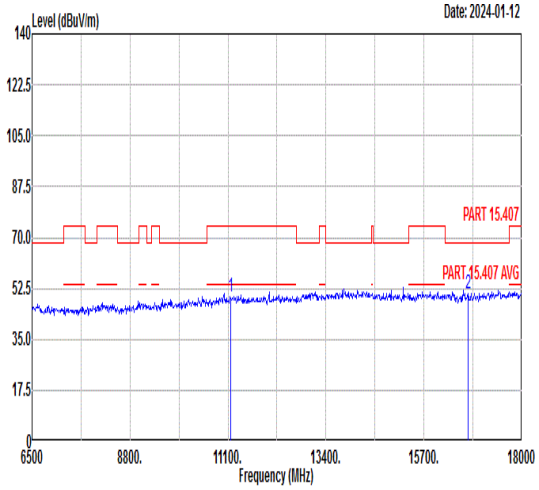 Freq Level Limit Line Margin Read Level Ant Factor Cable Loss Preamp Factor APos TPos Remark MHz dBuV/m dBuV/m dB dBuV dB/m dB dB cm deg 1 11160.00 49.86 74.00 -24.14 61.59 39.06 12.64 63.43 --- --- Peak 2 16740.00 50.51 68.30 -17.79 58.60 41.47 15.35 64.91 --- --- Peak

Mode	40	
	Band Edge	
	U-NII-2C_5.47-5.725_802.11ax HE20_CH140_5700MHz	
ANT	CDD	
Pol.	Horizontal	Fundamental
Peak	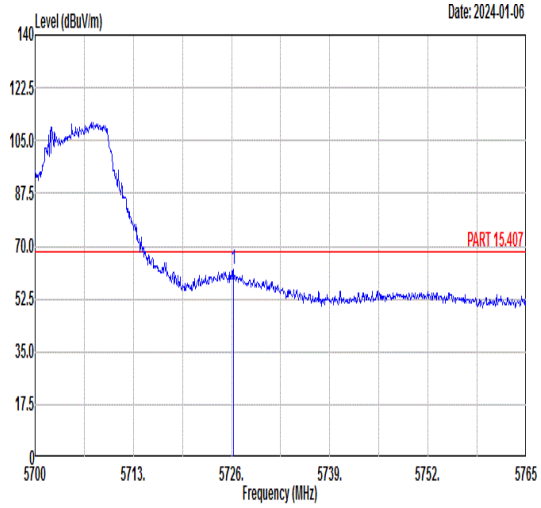 Freq Level Limit Line Margin (dB) Read Level Ant Factor Cable Loss Preamp Factor APos TPos Remark 1 5726.26 62.25 68.30 -6.05 48.24 36.22 10.02 32.23 100 144 PEAK	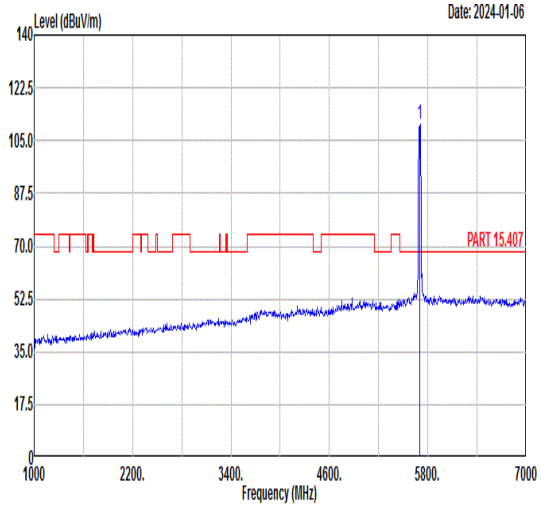 Freq Level Limit Line Margin (dB) Read Level Ant Factor Cable Loss Preamp Factor APos TPos Remark 1 5700.00 110.25 ------ ------ 96.28 36.19 9.99 32.21 100 144 PEAK
Avg	Blank	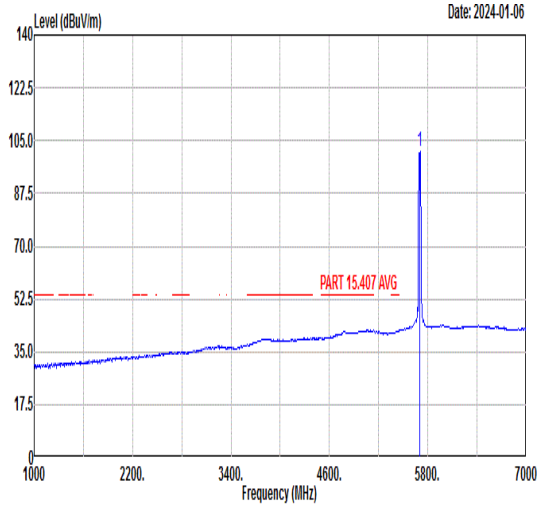 Freq Level Limit Line Margin (dB) Read Level Ant Factor Cable Loss Preamp Factor APos TPos Remark 1 5700.00 101.65 ------ ------ 87.68 36.19 9.99 32.21 100 144 AVERAGE

Mode	40	
	Band Edge	
	U-NII-2C_5.47-5.725_802.11ax HE20_CH140_5700MHz	
ANT	CDD	
Pol.	Vertical	Fundamental
Peak	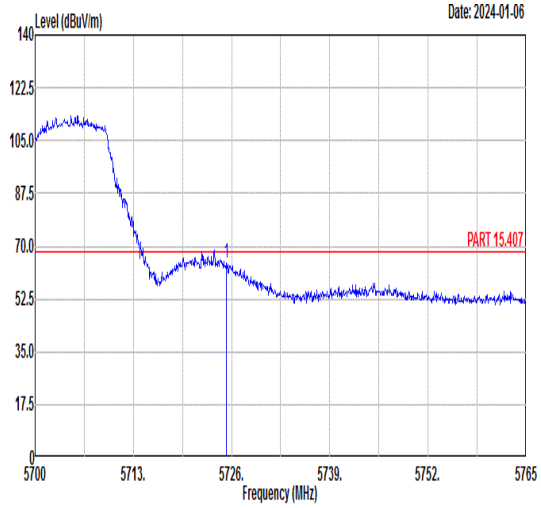 Freq Level Limit Line Margin (dB) Read Level Ant Factor Cable Loss Preamp Factor APos TPos Remark 1 5725.29 64.47 68.30 -3.83 50.46 36.22 10.02 32.23 394 173 PEAK	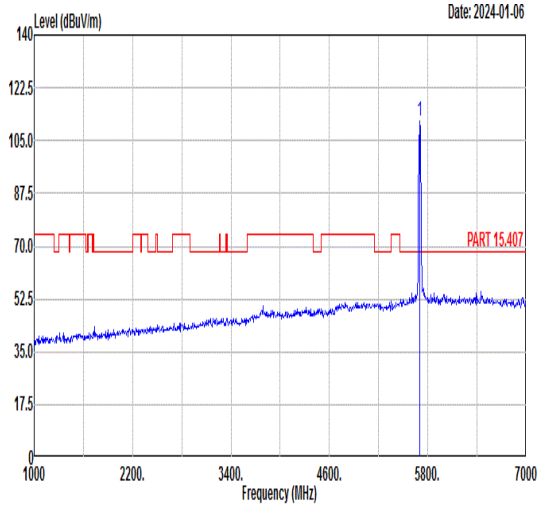 Freq Level Limit Line Margin (dB) Read Level Ant Factor Cable Loss Preamp Factor APos TPos Remark 1 5700.00 111.65 ------ ------ 97.69 36.19 9.97 32.20 394 173 PEAK
Avg	Blank	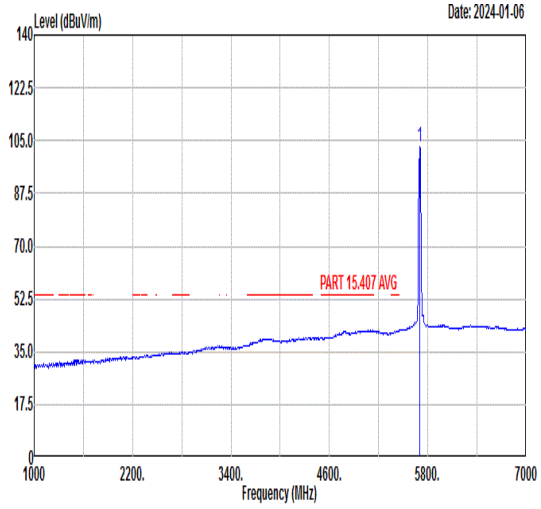 Freq Level Limit Line Margin (dB) Read Level Ant Factor Cable Loss Preamp Factor APos TPos Remark 1 5700.00 102.84 ------ ------ 88.88 36.19 9.97 32.20 394 173 AVERAGE

Mode	40	
	Harmonic	
	U-NII-2C_5.47-5.725_802.11ax HE20_CH140_5700MHz	
ANT	CDD	
Pol.	Horizontal	Vertical
Peak Avg	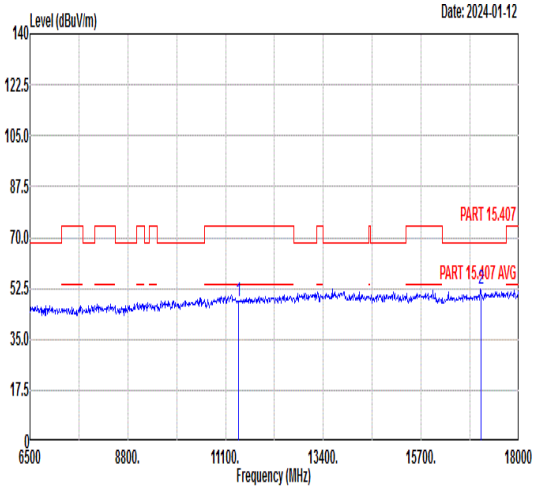 Freq Level Limit Line Margin Read Level Ant Factor Cable Loss Preamp Factor APos TPos Remark MHz dBuV/m dBuV/m dB dBuV dB/m dB dB cm deg 1 11400.00 48.18 74.00 -25.82 59.65 39.16 12.81 63.44 --- --- Peak 2 17100.00 52.28 68.30 -16.02 60.18 41.71 15.62 65.23 --- --- Peak	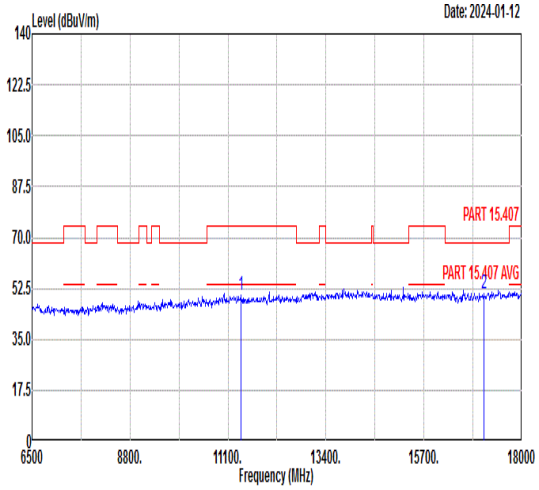 Freq Level Limit Line Margin Read Level Ant Factor Cable Loss Preamp Factor APos TPos Remark MHz dBuV/m dBuV/m dB dBuV dB/m dB dB cm deg 1 11400.00 50.00 74.00 -24.00 61.47 39.16 12.81 63.44 --- --- Peak 2 17100.00 50.47 68.30 -17.83 58.37 41.71 15.62 65.23 --- --- Peak

Mode	41	
	Band Edge	
	U-NII-1_5.15-5.25_802.11ax HE20_CH36_Partial RU26/0_5180MHz	
ANT	CDD	
Pol.	Horizontal	Fundamental
Peak	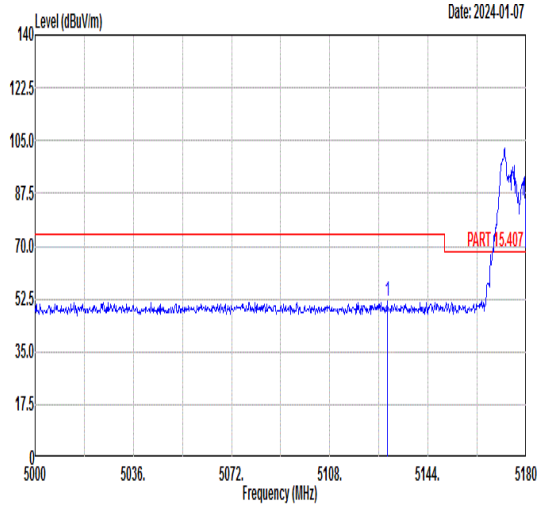 Freq Level Limit Line Margin (dB) Read Level Ant Factor Cable Loss Preamp Factor APos TPos Remark 1 5129.06 51.99 74.00 -22.01 39.89 36.12 8.50 32.52 100 231 PEAK	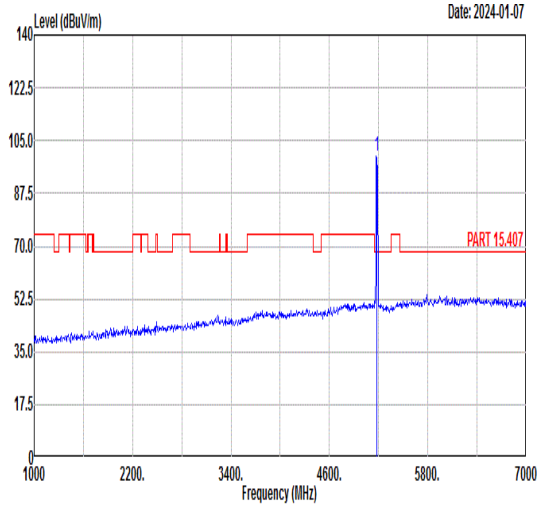 Freq Level Limit Line Margin (dB) Read Level Ant Factor Cable Loss Preamp Factor APos TPos Remark 1 5180.00 100.11 ------ ------ 87.90 36.10 8.57 32.46 100 231 PEAK
Avg	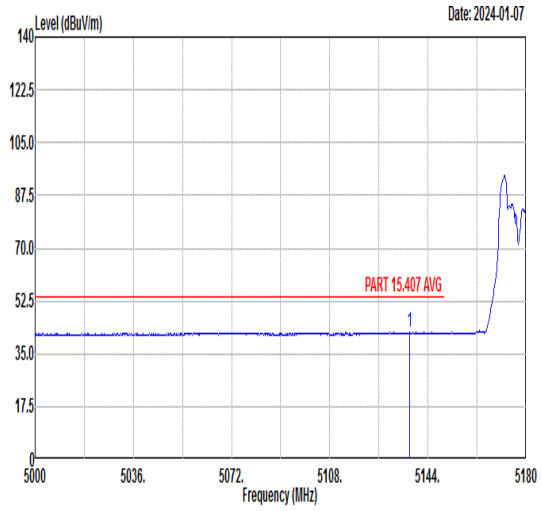 Freq Level Limit Line Margin (dB) Read Level Ant Factor Cable Loss Preamp Factor APos TPos Remark 1 5137.16 42.08 54.00 -11.92 29.96 36.12 8.51 32.51 100 231 AVERAGE	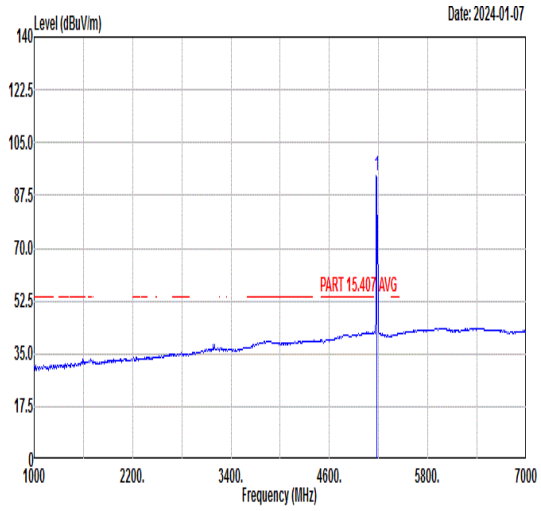 Freq Level Limit Line Margin (dB) Read Level Ant Factor Cable Loss Preamp Factor APos TPos Remark 1 5180.00 94.01 ------ ------ 81.80 36.10 8.57 32.46 100 231 AVERAGE

Mode	41	
	Band Edge	
	U-NII-1_5.15-5.25_802.11ax HE20_CH36_Partial RU26/0_5180MHz	
ANT	CDD	
Pol.	Vertical	Fundamental
Peak	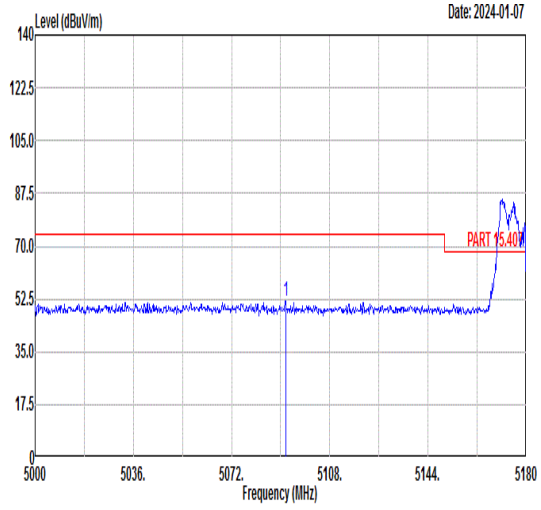 Freq Level Limit Line Margin (dB) Read Level Ant Factor Cable Loss Preamp Factor APos TPos Remark 1 5091.80 51.56 74.00 -22.44 39.56 36.14 8.43 32.57 100 231 PEAK	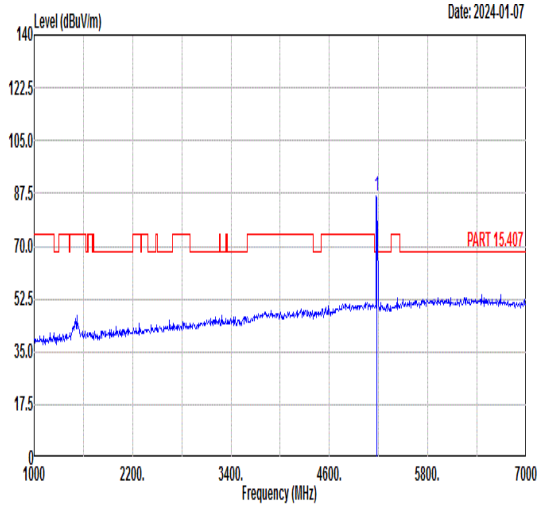 Freq Level Limit Line Margin (dB) Read Level Ant Factor Cable Loss Preamp Factor APos TPos Remark 1 5180.00 86.39 ------ ------ 74.18 36.10 8.57 32.46 100 231 PEAK
Avg	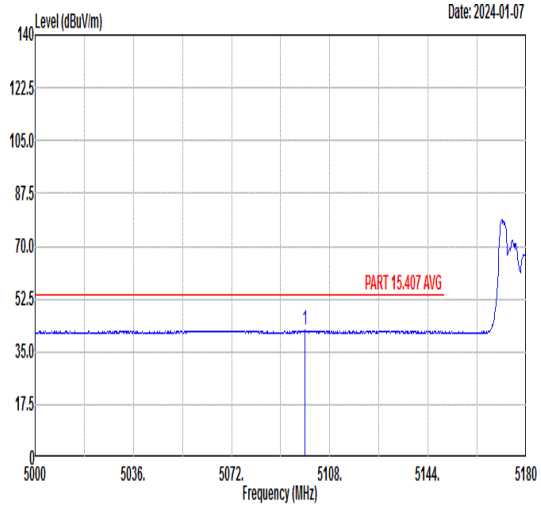 Freq Level Limit Line Margin (dB) Read Level Ant Factor Cable Loss Preamp Factor APos TPos Remark 1 5099.00 42.07 54.00 -11.93 30.05 36.14 8.44 32.56 100 231 AVERAGE	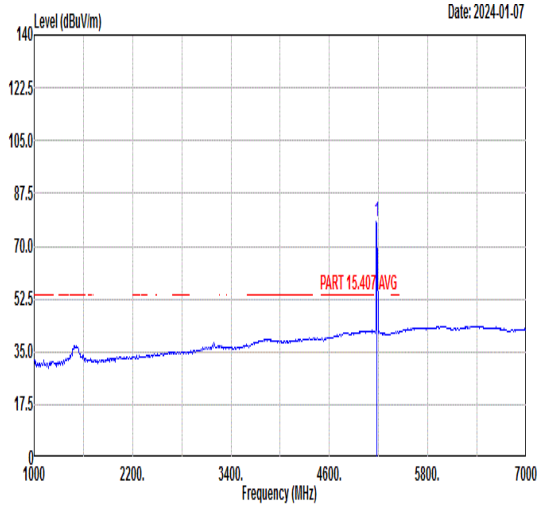 Freq Level Limit Line Margin (dB) Read Level Ant Factor Cable Loss Preamp Factor APos TPos Remark 1 5180.00 78.23 ------ ------ 66.02 36.10 8.57 32.46 100 231 AVERAGE

Mode	44	
	Band Edge	
	U-NII-2A_5.25-5.35_802.11ax HE20_CH64_Partial RU26/8_5320MHz	
ANT	CDD	
Pol.	Horizontal	Fundamental
Peak	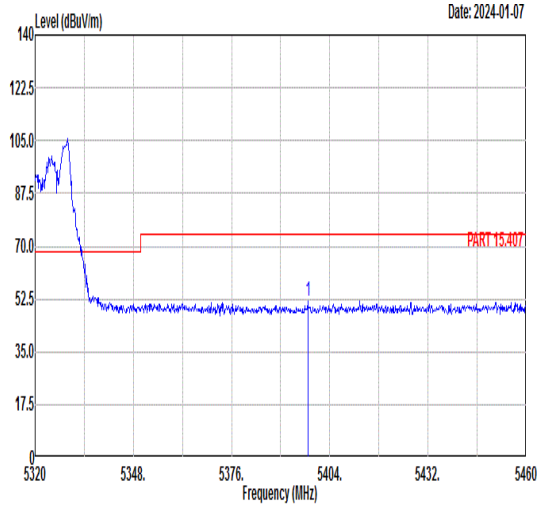 Freq Level Limit Line Margin (dB) Read Level Ant Factor Cable Loss Preamp Factor APos TPos Remark MHz dBuV/m dBuV/m dBuV dB/m dB dB cm deg 1 5397.70 51.95 74.00 -22.05 38.52 35.96 9.61 32.14 400 95 PEAK	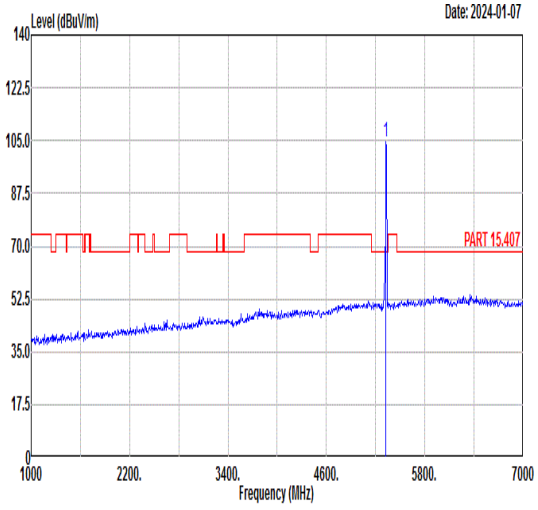 Freq Level Limit Line Margin (dB) Read Level Ant Factor Cable Loss Preamp Factor APos TPos Remark MHz dBuV/m dBuV/m dBuV dB/m dB dB cm deg 1 5320.00 104.44 ------ ------ 91.44 36.00 9.24 32.24 400 95 PEAK
Avg	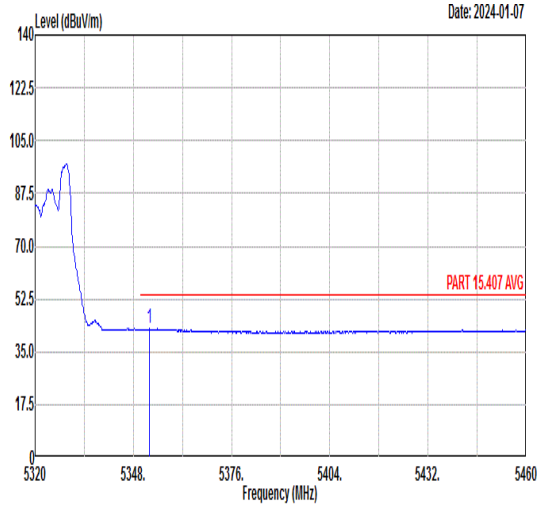 Freq Level Limit Line Margin (dB) Read Level Ant Factor Cable Loss Preamp Factor APos TPos Remark MHz dBuV/m dBuV/m dBuV dB/m dB dB cm deg 1 5352.48 42.66 54.00 -11.34 29.50 35.99 9.38 32.21 400 95 AVERAGE	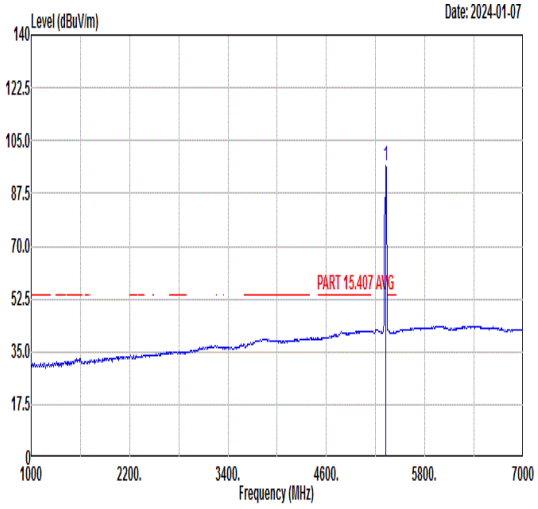 Freq Level Limit Line Margin (dB) Read Level Ant Factor Cable Loss Preamp Factor APos TPos Remark MHz dBuV/m dBuV/m dBuV dB/m dB dB cm deg 1 5320.00 96.55 ------ ------ 83.55 36.00 9.24 32.24 400 95 AVERAGE

Mode	44	
	Band Edge	
	U-NII-2A_5.25-5.35_802.11ax HE20_CH64_Partial RU26/8_5320MHz	
ANT	CDD	
Pol.	Vertical	Fundamental
Peak	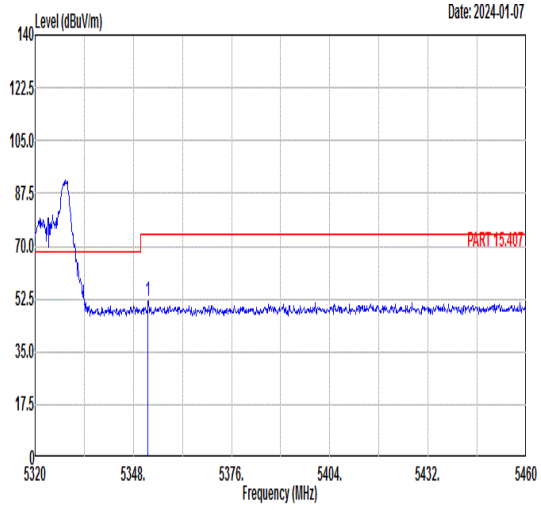 Freq Level Limit Line Margin (dB) Read Level Ant Factor Cable Loss Preamp Factor APos TPos Remark MHz dBuV/m dBuV/m dBuV dB/m dB dB cm deg 1 5352.20 51.67 74.00 -22.33 38.51 35.99 9.38 32.21 200 337 PEAK	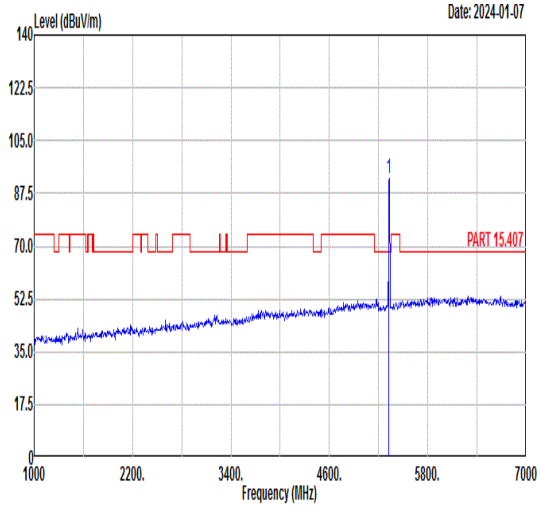 Freq Level Limit Line Margin (dB) Read Level Ant Factor Cable Loss Preamp Factor APos TPos Remark MHz dBuV/m dBuV/m dBuV dB/m dB dB cm deg 1 5320.00 92.19 ------ ------ 79.16 36.00 9.27 32.24 200 337 PEAK
Avg	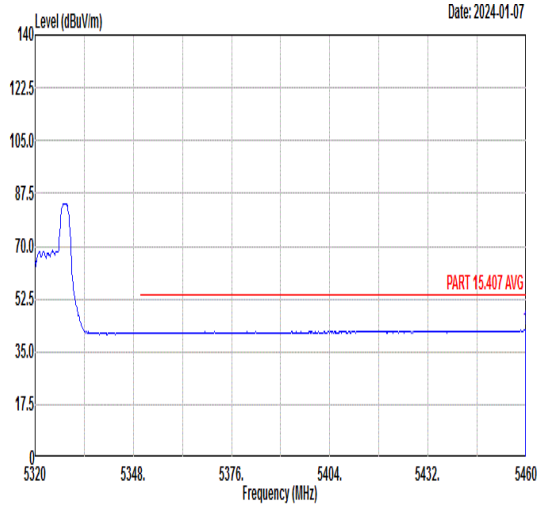 Freq Level Limit Line Margin (dB) Read Level Ant Factor Cable Loss Preamp Factor APos TPos Remark MHz dBuV/m dBuV/m dBuV dB/m dB dB cm deg 1 5459.86 42.13 54.00 -11.87 28.58 35.92 9.69 32.06 200 337 AVERAGE	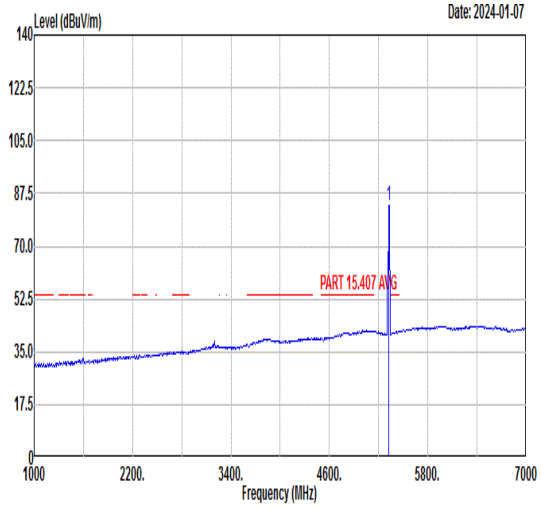 Freq Level Limit Line Margin (dB) Read Level Ant Factor Cable Loss Preamp Factor APos TPos Remark MHz dBuV/m dBuV/m dBuV dB/m dB dB cm deg 1 5320.00 83.66 ------ ------ 70.66 36.00 9.24 32.24 200 337 AVERAGE

Mode	45	
	Band Edge	
	U-NII-2C_5.47-5.725_802.11ax HE20_CH100_Partial RU26/0_5500MHz	
ANT	CDD	
Pol.	Horizontal	Fundamental
Peak	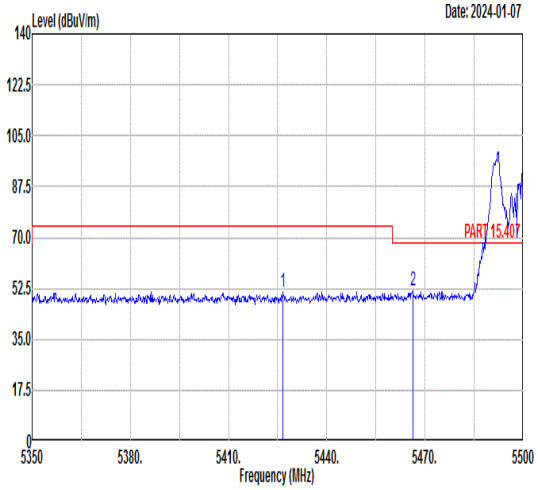 Freq Level Limit Line Margin (dB) Read Level Ant Factor Cable Loss Preamp Factor APos TPos Remark MHz dBuV/m dBuV/m dBuV dB/m dB dB cm deg 1 5426.65 51.37 74.00 -22.63 37.86 35.94 9.67 32.10 378 220 PEAK 2 5466.25 51.79 68.30 -16.51 38.23 35.92 9.69 32.05 378 220 PEAK	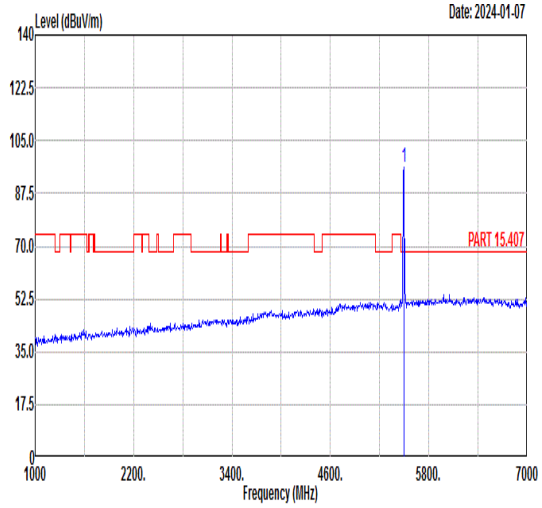 Freq Level Limit Line Margin (dB) Read Level Ant Factor Cable Loss Preamp Factor APos TPos Remark MHz dBuV/m dBuV/m dBuV dB/m dB dB cm deg 1 5500.00 96.11 ------ ------ 82.52 35.90 9.70 32.01 378 220 PEAK
Avg	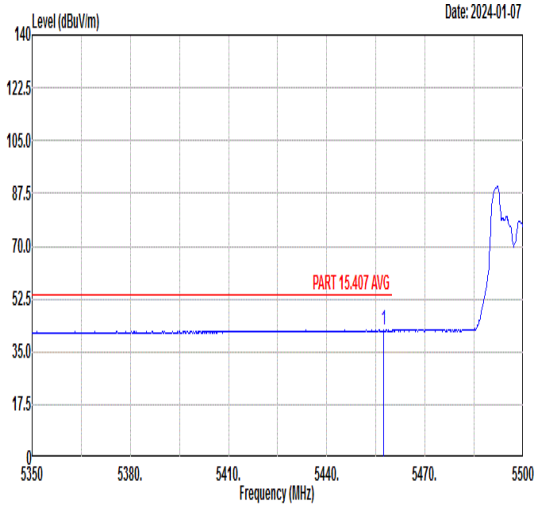 Freq Level Limit Line Margin (dB) Read Level Ant Factor Cable Loss Preamp Factor APos TPos Remark MHz dBuV/m dBuV/m dBuV dB/m dB dB cm deg 1 5457.25 42.12 54.00 -11.88 28.56 35.93 9.69 32.06 378 220 AVERAGE	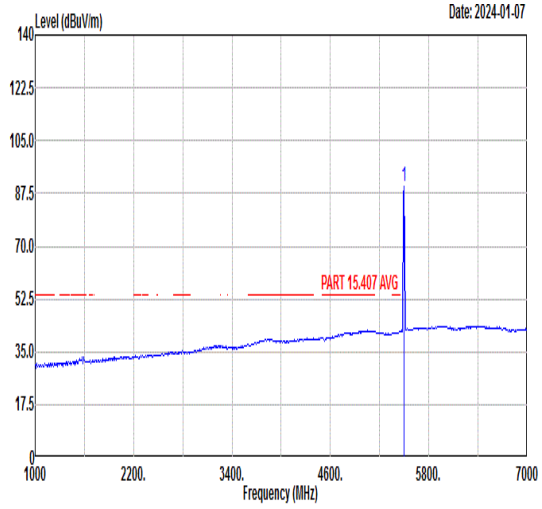 Freq Level Limit Line Margin (dB) Read Level Ant Factor Cable Loss Preamp Factor APos TPos Remark MHz dBuV/m dBuV/m dBuV dB/m dB dB cm deg 1 5500.00 89.70 ------ ------ 76.11 35.90 9.70 32.01 378 220 AVERAGE

Mode	45	
	Band Edge	
	U-NII-2C_5.47-5.725_802.11ax HE20_CH100_Partial RU26/0_5500MHz	
ANT	CDD	
Pol.	Vertical	Fundamental
Peak	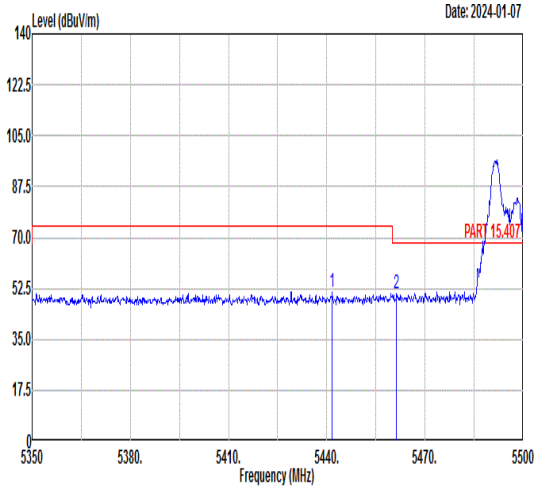 Freq Level Limit Line Margin (dB) Read Level Ant Factor Cable Loss Preamp Factor APos TPos Remark MHz dBuV/m dBuV/m dBuV dB/m dB dB cm deg 1 5441.65 51.39 74.00 -22.61 37.85 35.94 9.68 32.08 109 0 PEAK 2 5461.30 50.79 68.30 -17.51 37.23 35.92 9.69 32.05 109 0 PEAK	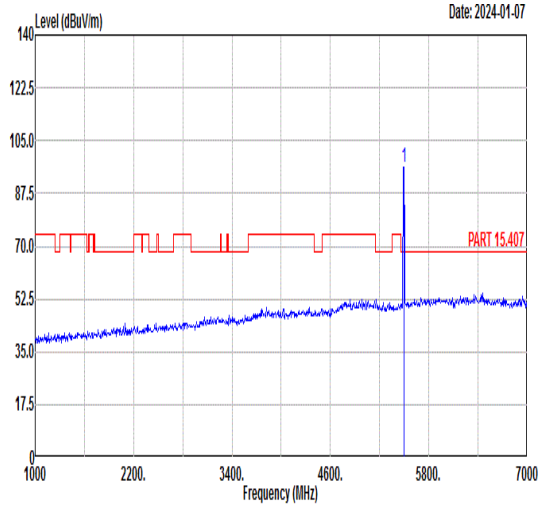 Freq Level Limit Line Margin (dB) Read Level Ant Factor Cable Loss Preamp Factor APos TPos Remark MHz dBuV/m dBuV/m dBuV dB/m dB dB cm deg 1 5500.00 96.39 ------ ------ 82.80 35.90 9.70 32.01 109 0 PEAK
Avg	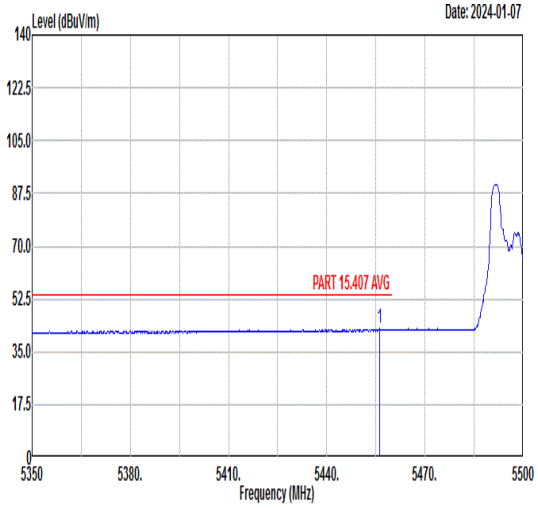 Freq Level Limit Line Margin (dB) Read Level Ant Factor Cable Loss Preamp Factor APos TPos Remark MHz dBuV/m dBuV/m dBuV dB/m dB dB cm deg 1 5456.20 42.62 54.00 -11.38 29.06 35.93 9.69 32.06 109 0 AVERAGE	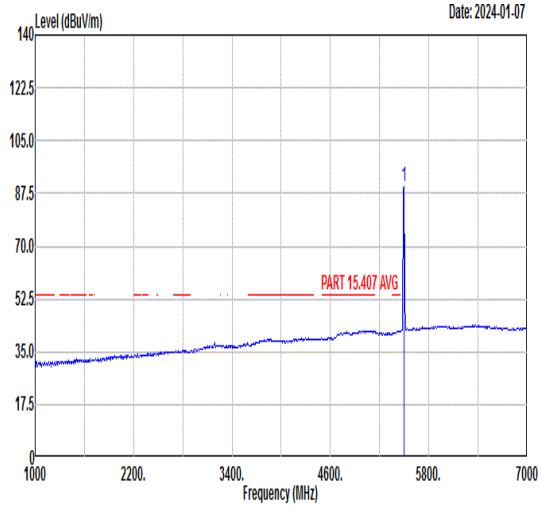 Freq Level Limit Line Margin (dB) Read Level Ant Factor Cable Loss Preamp Factor APos TPos Remark MHz dBuV/m dBuV/m dBuV dB/m dB dB cm deg 1 5500.00 90.02 ------ ------ 76.43 35.90 9.70 32.01 109 0 AVERAGE

Mode	46	
	Band Edge	
	U-NII-2C_5.47-5.725_802.11ax HE20_CH140_Partial RU26/8_5700MHz	
ANT	CDD	
Pol.	Horizontal	Fundamental
Peak	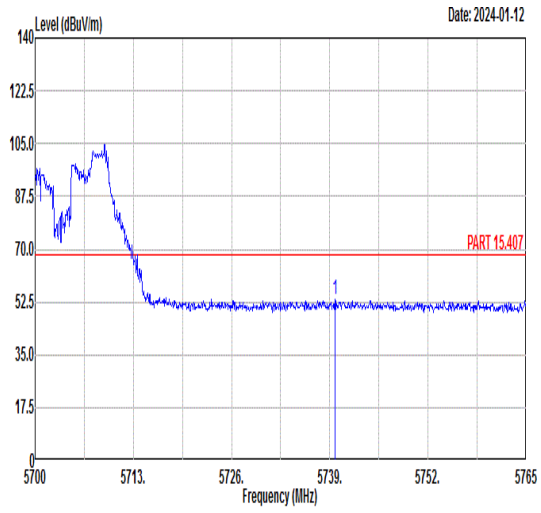 Freq Level Limit Line Margin (dB) Read Level Ant Factor Cable Loss Preamp Factor APos TPos Remark MHz dBuV/m dBuV/m dBuV dB/m dB dB cm deg 1 5739.65 53.60 68.30 -14.70 39.55 36.24 10.05 32.24 100 139 PEAK	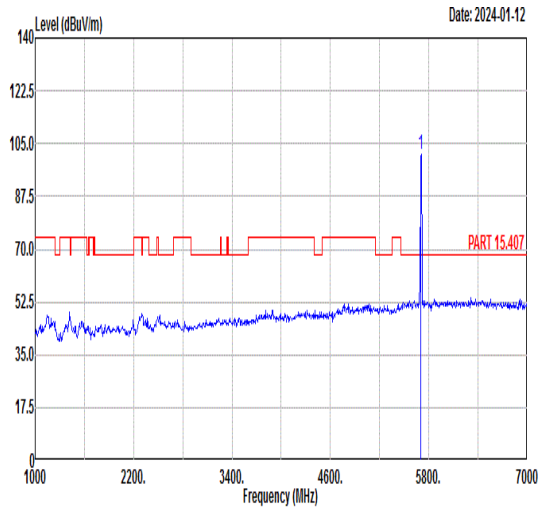 Freq Level Limit Line Margin (dB) Read Level Ant Factor Cable Loss Preamp Factor APos TPos Remark MHz dBuV/m dBuV/m dBuV dB/m dB dB cm deg 1 5700.00 101.41 ------ ------ 87.44 36.19 9.99 32.21 100 139 PEAK
Avg	Blank	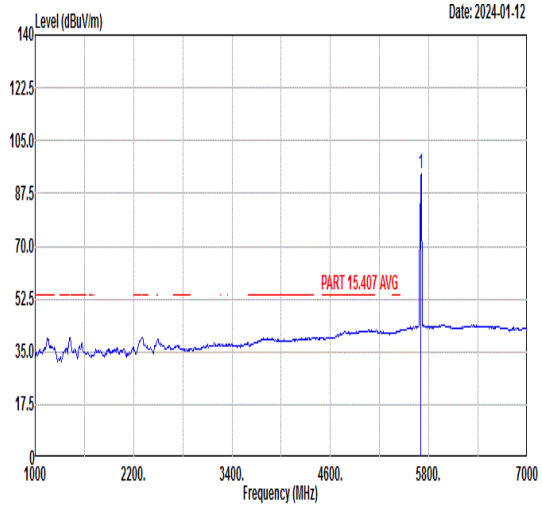 Freq Level Limit Line Margin (dB) Read Level Ant Factor Cable Loss Preamp Factor APos TPos Remark MHz dBuV/m dBuV/m dBuV dB/m dB dB cm deg 1 5700.00 93.78 ------ ------ 79.81 36.19 9.99 32.21 100 139 AVERAGE

Mode	46	
	Band Edge	
	U-NII-2C_5.47-5.725_802.11ax HE20_CH140_Partial RU26/8_5700MHz	
ANT	CDD	
Pol.	Vertical	Fundamental
Peak	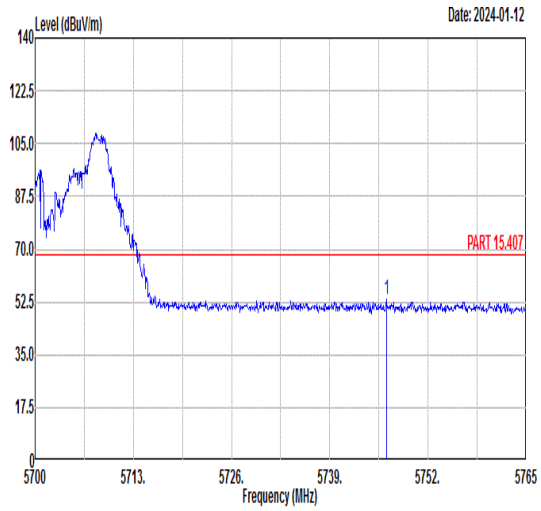 Freq Level Limit Line Margin (dB) Read Level Ant Factor Cable Loss Preamp Factor APos TPos Remark MHz dBuV/m dBuV/m dBuV dB/m dB dB cm deg 1 5746.48 53.31 68.30 -14.99 39.25 36.25 10.06 32.25 360 185 PEAK	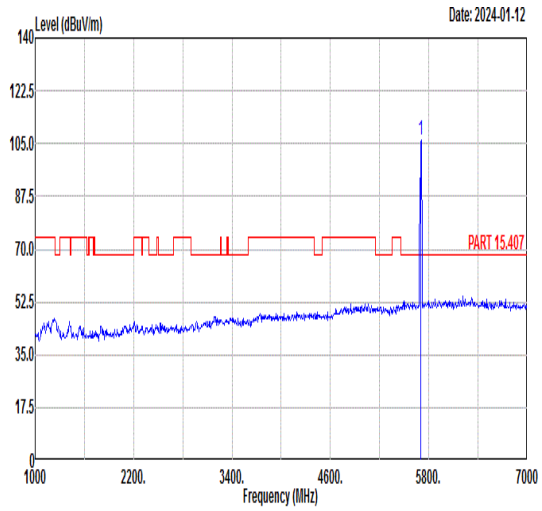 Freq Level Limit Line Margin (dB) Read Level Ant Factor Cable Loss Preamp Factor APos TPos Remark MHz dBuV/m dBuV/m dBuV dB/m dB dB cm deg 1 5700.00 106.43 ------ ------ 92.46 36.19 9.99 32.21 360 185 PEAK
Avg	Blank	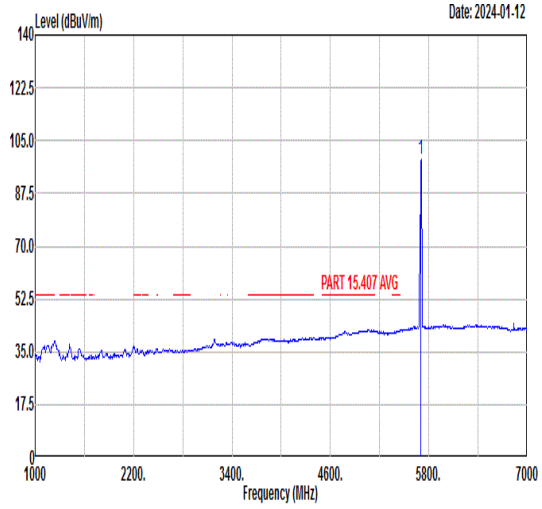 Freq Level Limit Line Margin (dB) Read Level Ant Factor Cable Loss Preamp Factor APos TPos Remark MHz dBuV/m dBuV/m dBuV dB/m dB dB cm deg 1 5700.00 98.90 ------ ------ 84.93 36.19 9.99 32.21 360 185 AVERAGE

Mode	47	
	Band Edge	
	U-NII-1_5.15-5.25_802.11ax HE20_CH36_Partial RU52/37_5180MHz	
ANT	CDD	
Pol.	Horizontal	Fundamental
Peak	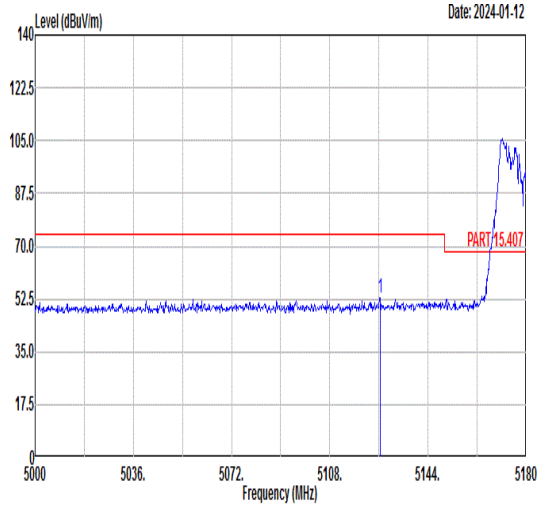 Freq Level Limit Line Margin (dB) Read Level Ant Factor Cable Loss Preamp Factor APos TPos Remark MHz dBuV/m dBuV/m dBuV dB/m dB dB cm deg 1 5126.54 52.73 74.00 -21.27 40.64 36.12 8.49 32.52 101 100 PEAK	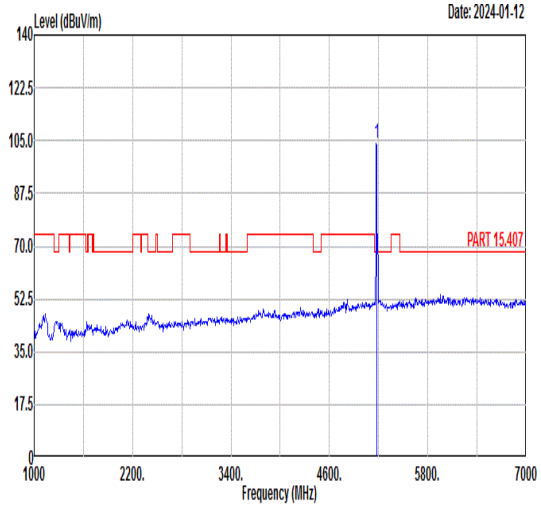 Freq Level Limit Line Margin (dB) Read Level Ant Factor Cable Loss Preamp Factor APos TPos Remark MHz dBuV/m dBuV/m dBuV dB/m dB dB cm deg 1 5180.00 104.28 ------ ------ 92.07 36.10 8.57 32.46 101 100 PEAK
Avg	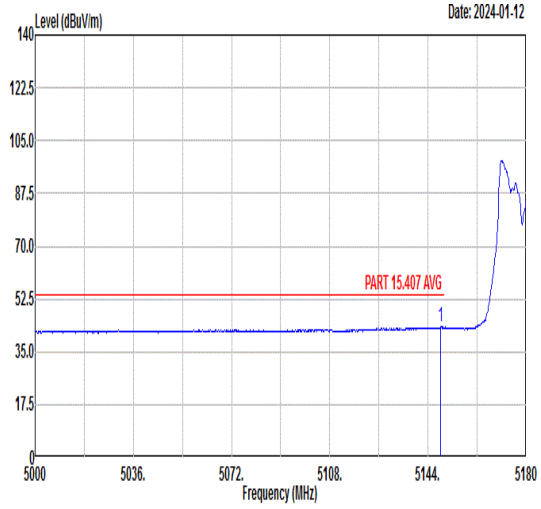 Freq Level Limit Line Margin (dB) Read Level Ant Factor Cable Loss Preamp Factor APos TPos Remark MHz dBuV/m dBuV/m dBuV dB/m dB dB cm deg 1 5148.68 43.14 54.00 -10.86 30.99 36.11 8.53 32.49 101 100 AVERAGE	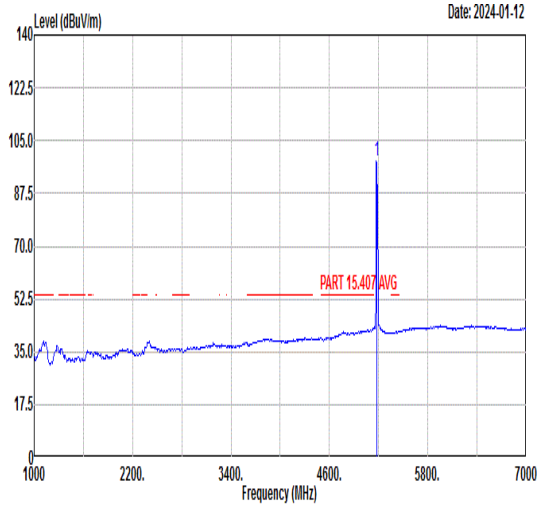 Freq Level Limit Line Margin (dB) Read Level Ant Factor Cable Loss Preamp Factor APos TPos Remark MHz dBuV/m dBuV/m dBuV dB/m dB dB cm deg 1 5180.00 98.24 ------ ------ 86.03 36.10 8.57 32.46 101 100 AVERAGE

Mode	47	
	Band Edge	
	U-NII-1_5.15-5.25_802.11ax HE20_CH36_Partial RU52/37_5180MHz	
ANT	CDD	
Pol.	Vertical	Fundamental
Peak	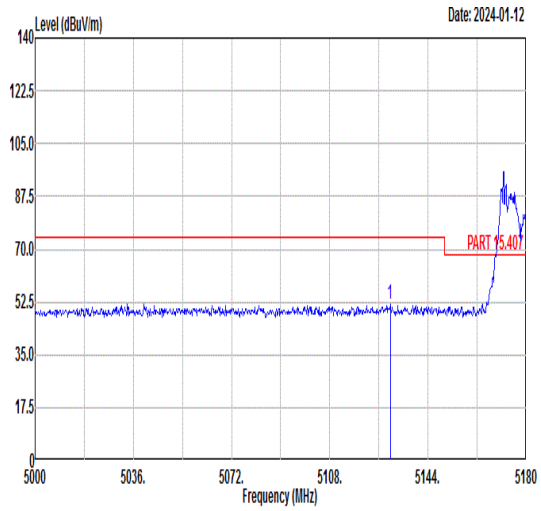 Freq Level Limit Line Margin (dB) Read Level Ant Factor Cable Loss Preamp Factor APos TPos Remark MHz dBuV/m dBuV/m dBuV dB/m dB dB cm deg 1 5130.14 51.82 74.00 -22.18 39.72 36.12 8.50 32.52 400 189 PEAK	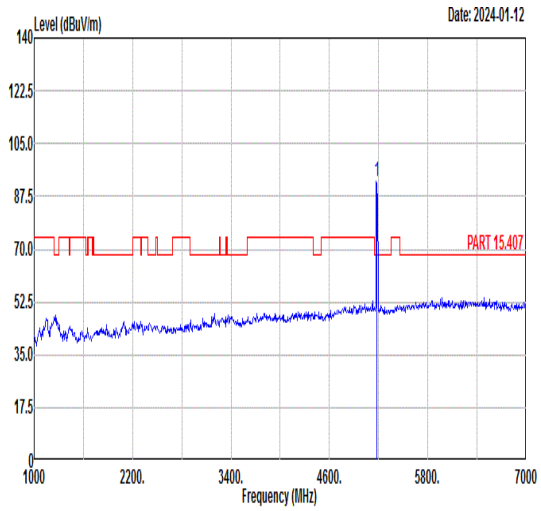 Freq Level Limit Line Margin (dB) Read Level Ant Factor Cable Loss Preamp Factor APos TPos Remark MHz dBuV/m dBuV/m dBuV dB/m dB dB cm deg 1 5180.00 92.61 ------ ------ 80.40 36.10 8.57 32.46 400 189 PEAK
Avg	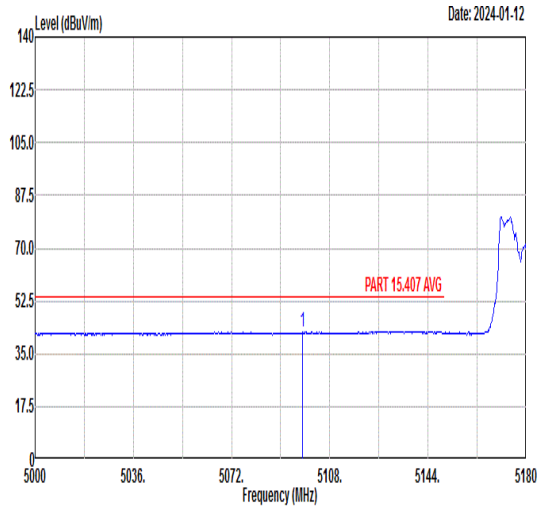 Freq Level Limit Line Margin (dB) Read Level Ant Factor Cable Loss Preamp Factor APos TPos Remark MHz dBuV/m dBuV/m dBuV dB/m dB dB cm deg 1 5097.92 42.39 54.00 -11.61 30.37 36.14 8.44 32.56 400 189 AVERAGE	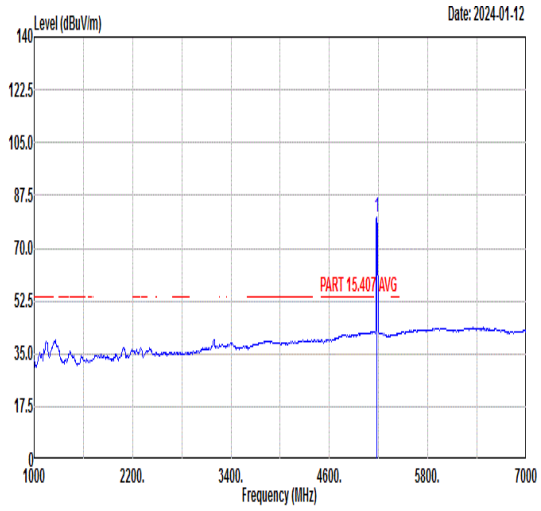 Freq Level Limit Line Margin (dB) Read Level Ant Factor Cable Loss Preamp Factor APos TPos Remark MHz dBuV/m dBuV/m dBuV dB/m dB dB cm deg 1 5180.00 80.21 ------ ------ 67.99 36.09 8.58 32.45 400 189 AVERAGE

Mode	50	
	Band Edge	
	U-NII-2A_5.25-5.35_802.11ax HE20_CH64_Partial RU52/40_5320MHz	
ANT	CDD	
Pol.	Horizontal	Fundamental
Peak	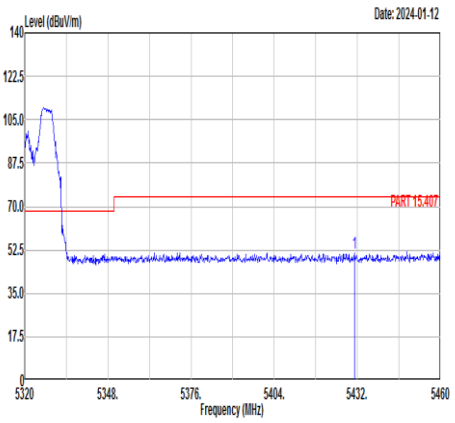 Freq Level Limit Line Margin Read Level Ant Factor Cable Loss Preamp Factor APos TPos Remark MHz dBuV/m dBuV/m dB dBuV dB/m dB dB cm deg 1 5431.02 51.44 74.00 -22.56 37.93 35.94 9.67 32.10 400 53 Peak	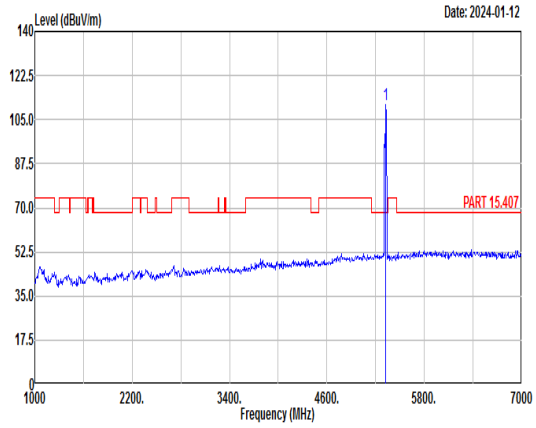 Freq Level Limit Line Margin Read Level Ant Factor Cable Loss Preamp Factor APos TPos Remark MHz dBuV/m dBuV/m dB dBuV dB/m dB dB cm deg 1 5320.00 110.79 ------ ------ 97.79 36.00 9.24 32.24 300 94 PEAK
Avg	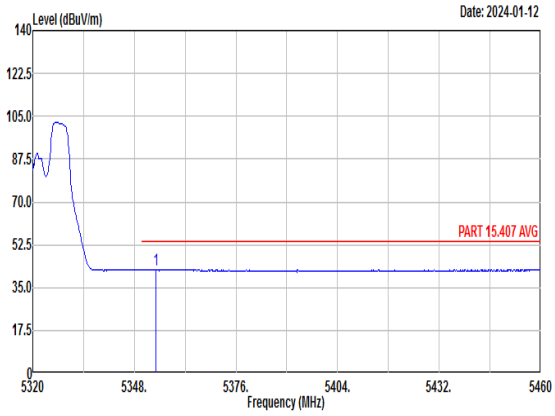 Freq Level Limit Line Margin Read Level Ant Factor Cable Loss Preamp Factor APos TPos Remark MHz dBuV/m dBuV/m dB dBuV dB/m dB dB cm deg 1 5353.88 42.43 54.00 -11.57 29.26 35.99 9.38 32.20 300 94 AVERAGE	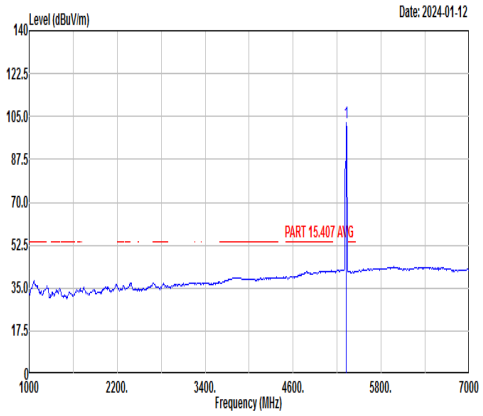 Freq Level Limit Line Margin Read Level Ant Factor Cable Loss Preamp Factor APos TPos Remark MHz dBuV/m dBuV/m dB dBuV dB/m dB dB cm deg 1 5320.00 102.39 ------ ------ 89.39 36.00 9.24 32.24 300 94 AVERAGE

Mode	50	
	Band Edge	
	U-NII-2A_5.25-5.35_802.11ax HE20_CH64_Partial RU52/40_5320MHz	
ANT	CDD	
Pol.	Vertical	Fundamental
Peak	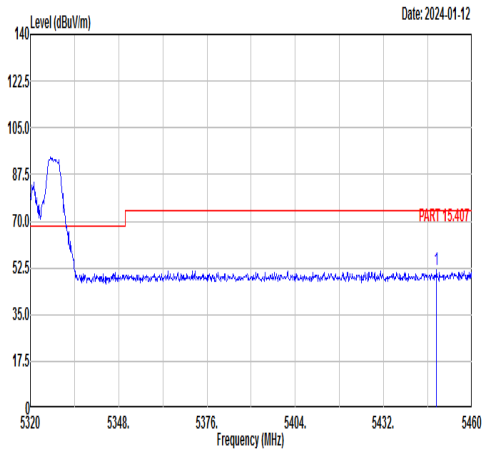 Freq Level Limit Line Margin Read Level Ant Factor Cable Loss Preamp Factor APos TPos Remark MHz dBuV/m dBuV/m dB dBuV dB/m dB dB cm deg 1 5448.80 51.74 74.00 -22.26 38.20 35.93 9.68 32.07 400 53 PEAK	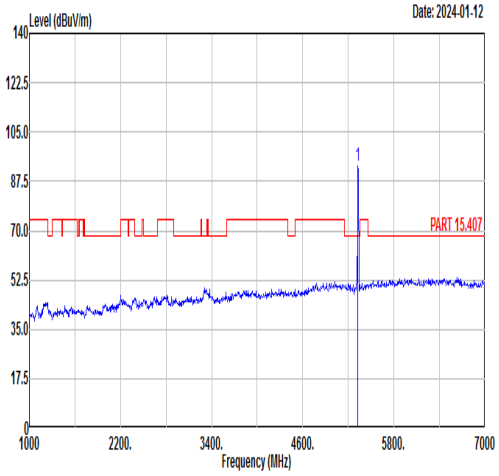 Freq Level Limit Line Margin Read Level Ant Factor Cable Loss Preamp Factor APos TPos Remark MHz dBuV/m dBuV/m dB dBuV dB/m dB dB cm deg 1 5320.00 93.18 ------ ------ 80.18 36.00 9.24 32.24 400 53 PEAK
Avg	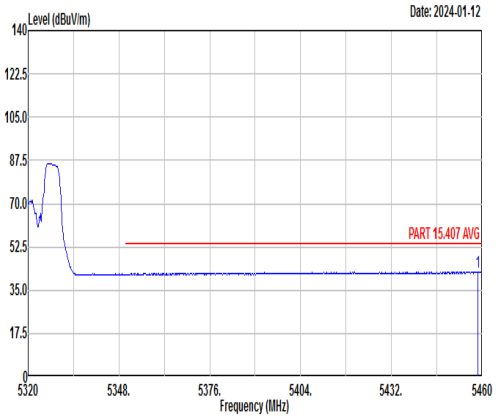 Freq Level Limit Line Margin Read Level Ant Factor Cable Loss Preamp Factor APos TPos Remark MHz dBuV/m dBuV/m dB dBuV dB/m dB dB cm deg 1 5458.60 42.30 54.00 -11.70 28.75 35.92 9.69 32.06 400 53 AVERAGE	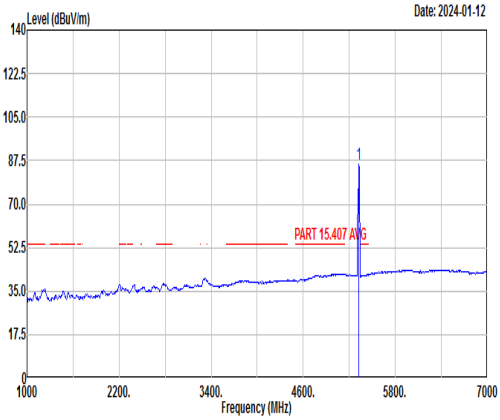 Freq Level Limit Line Margin Read Level Ant Factor Cable Loss Preamp Factor APos TPos Remark MHz dBuV/m dBuV/m dB dBuV dB/m dB dB cm deg 1 5320.00 86.07 ------ ------ 73.07 36.00 9.24 32.24 400 53 AVERAGE

Mode	51	
	Band Edge	
	U-NII-2C_5.47-5.725_802.11ax HE20_CH100_Partial RU52/37_5500MHz	
ANT	CDD	
Pol.	Horizontal	Fundamental
Peak	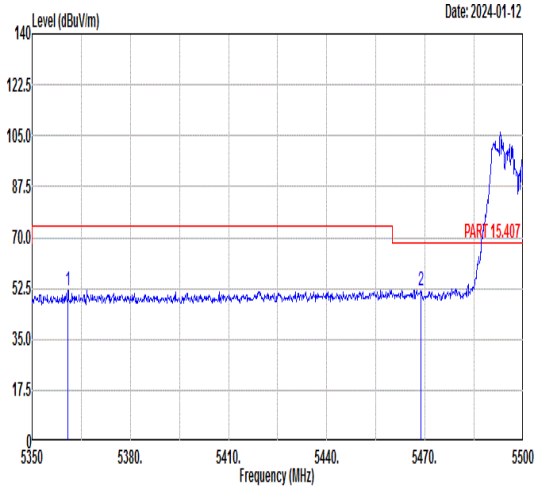 Freq Level Limit Line Margin (dB) Read Level Ant Factor Cable Loss Preamp Factor APos TPos Remark MHz dBuV/m dBuV/m dBuV dB/m dB dB cm deg 1 5360.95 52.01 74.00 -21.99 38.80 35.98 9.42 32.19 100 108 PEAK 2 5468.65 52.00 68.30 -16.30 38.43 35.92 9.69 32.04 100 108 PEAK	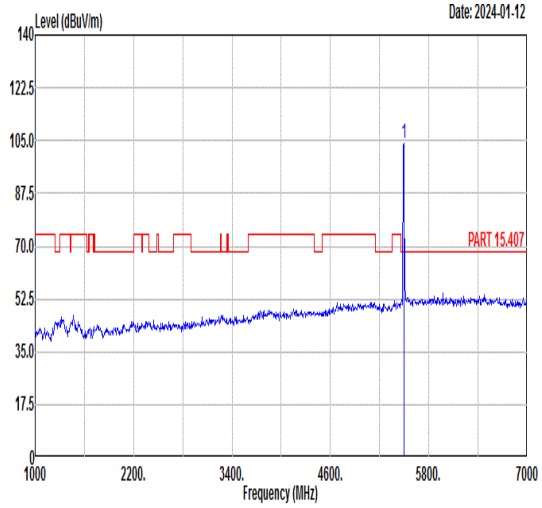 Freq Level Limit Line Margin (dB) Read Level Ant Factor Cable Loss Preamp Factor APos TPos Remark MHz dBuV/m dBuV/m dBuV dB/m dB dB cm deg 1 5500.00 104.25 ------ ------ 90.66 35.90 9.70 32.01 100 108 PEAK
Avg	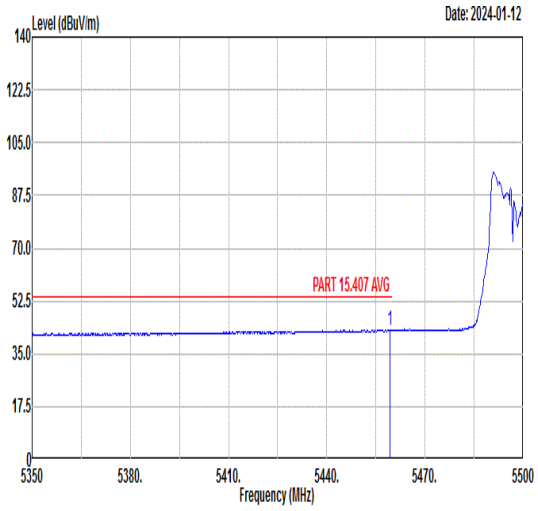 Freq Level Limit Line Margin (dB) Read Level Ant Factor Cable Loss Preamp Factor APos TPos Remark MHz dBuV/m dBuV/m dBuV dB/m dB dB cm deg 1 5459.20 42.89 54.00 -11.11 29.34 35.92 9.69 32.06 100 108 AVERAGE	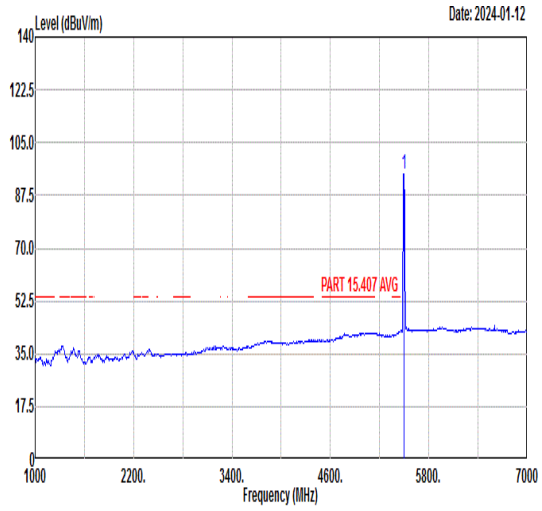 Freq Level Limit Line Margin (dB) Read Level Ant Factor Cable Loss Preamp Factor APos TPos Remark MHz dBuV/m dBuV/m dBuV dB/m dB dB cm deg 1 5500.00 94.75 ------ ------ 81.16 35.90 9.70 32.01 100 108 AVERAGE

Mode	51	
	Band Edge	
	U-NII-2C_5.47-5.725_802.11ax HE20_CH100_Partial RU52/37_5500MHz	
ANT	CDD	
Pol.	Vertical	Fundamental
Peak	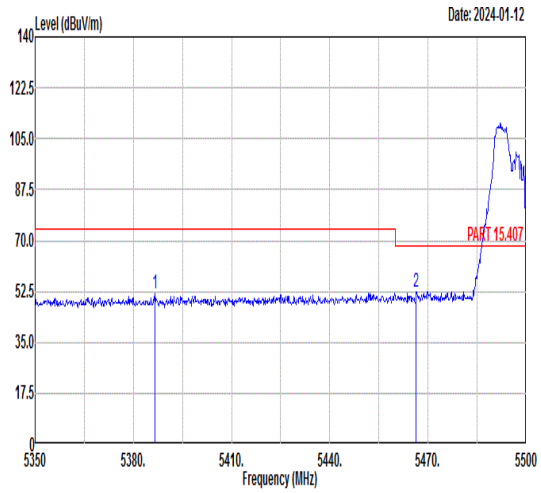 Freq Level Limit Line Margin (dB) Read Level Ant Factor Cable Loss Preamp Factor APos TPos Remark MHz dBuV/m dBuV/m dBuV dB/m dB dB cm deg 1 5386.60 51.96 74.00 -22.04 38.60 35.97 9.55 32.16 359 163 PEAK 2 5466.40 52.31 68.30 -15.99 38.75 35.92 9.69 32.05 359 163 PEAK	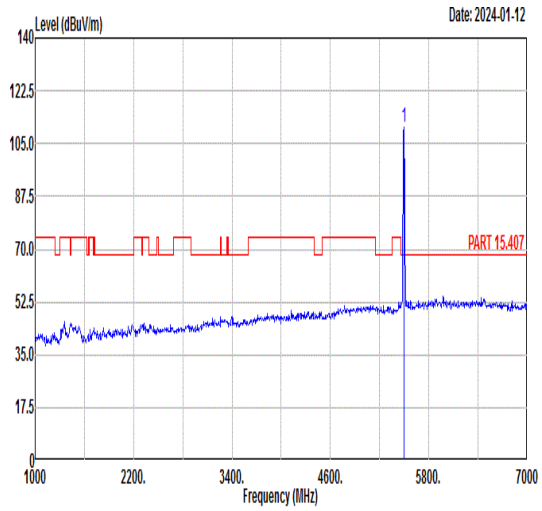 Freq Level Limit Line Margin (dB) Read Level Ant Factor Cable Loss Preamp Factor APos TPos Remark MHz dBuV/m dBuV/m dBuV dB/m dB dB cm deg 1 5500.00 110.53 ------ ------ 96.94 35.90 9.70 32.01 359 163 PEAK
Avg	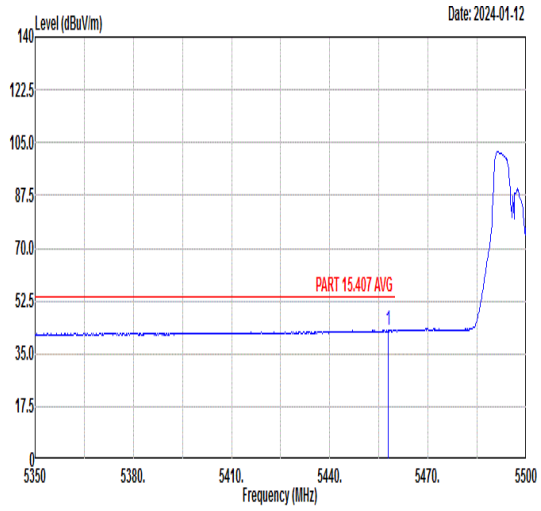 Freq Level Limit Line Margin (dB) Read Level Ant Factor Cable Loss Preamp Factor APos TPos Remark MHz dBuV/m dBuV/m dBuV dB/m dB dB cm deg 1 5457.85 42.73 54.00 -11.27 29.17 35.93 9.69 32.06 359 163 AVERAGE	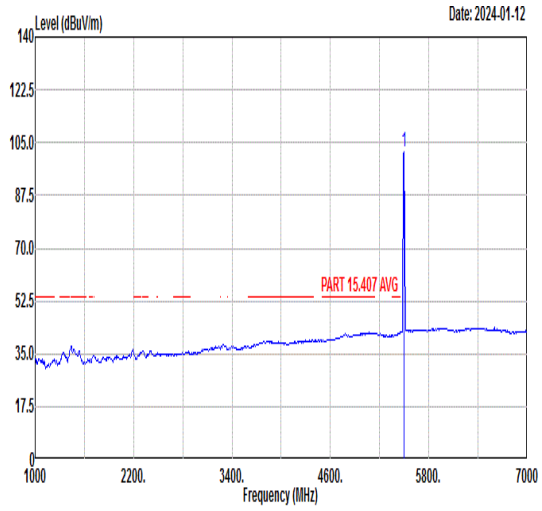 Freq Level Limit Line Margin (dB) Read Level Ant Factor Cable Loss Preamp Factor APos TPos Remark MHz dBuV/m dBuV/m dBuV dB/m dB dB cm deg 1 5500.00 101.77 ------ ------ 88.18 35.90 9.70 32.01 359 163 AVERAGE

Mode	52	
	Band Edge	
	U-NII-2C_5.47-5.725_802.11ax HE20_CH140_Partial RU52/40_5700MHz	
ANT	CDD	
Pol.	Horizontal	Fundamental
Peak	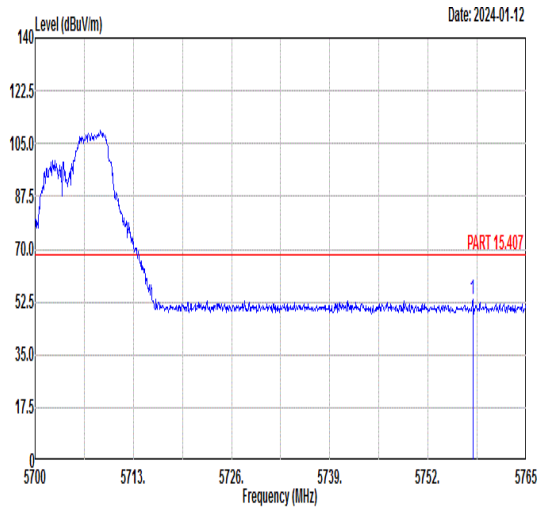 Freq Level Limit Line Margin (dB) Read Level Ant Factor Cable Loss Preamp Factor APos TPos Remark MHz dBuV/m dBuV/m dBuV dB/m dB dB cm deg 1 5757.92 53.51 68.30 -14.79 39.42 36.26 10.09 32.26 100 221 PEAK	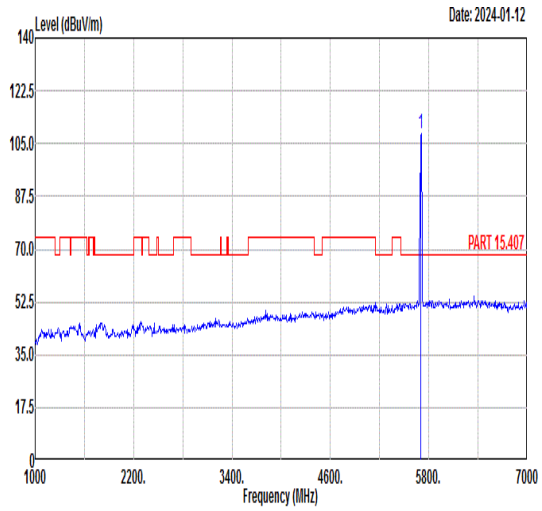 Freq Level Limit Line Margin (dB) Read Level Ant Factor Cable Loss Preamp Factor APos TPos Remark MHz dBuV/m dBuV/m dBuV dB/m dB dB cm deg 1 5700.00 108.20 ------ ------ 94.23 36.19 9.99 32.21 100 221 PEAK
Avg	Blank	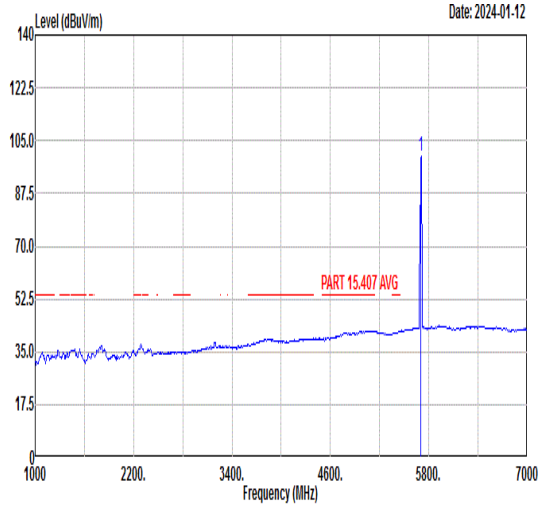 Freq Level Limit Line Margin (dB) Read Level Ant Factor Cable Loss Preamp Factor APos TPos Remark MHz dBuV/m dBuV/m dBuV dB/m dB dB cm deg 1 5700.00 99.78 ------ ------ 85.81 36.19 9.99 32.21 100 221 AVERAGE

Mode	52	
	Band Edge	
	U-NII-2C_5.47-5.725_802.11ax HE20_CH140_Partial RU52/40_5700MHz	
ANT	CDD	
Pol.	Vertical	Fundamental
Peak	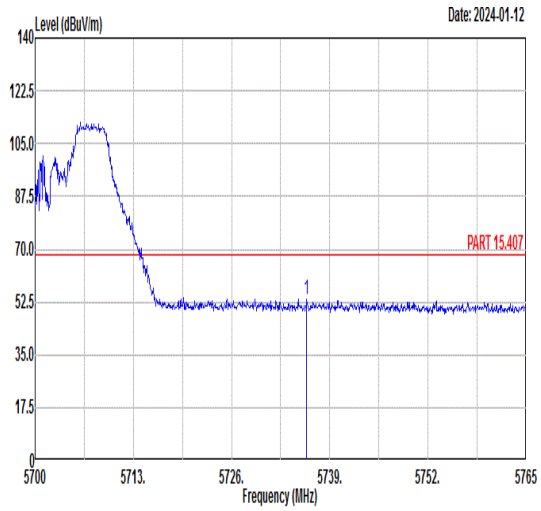 Freq Level Limit Line Margin (dB) Read Level Ant Factor Cable Loss Preamp Factor APos TPos Remark 1 5735.95 53.49 68.30 -14.81 39.46 36.23 10.04 32.24 386 167 PEAK	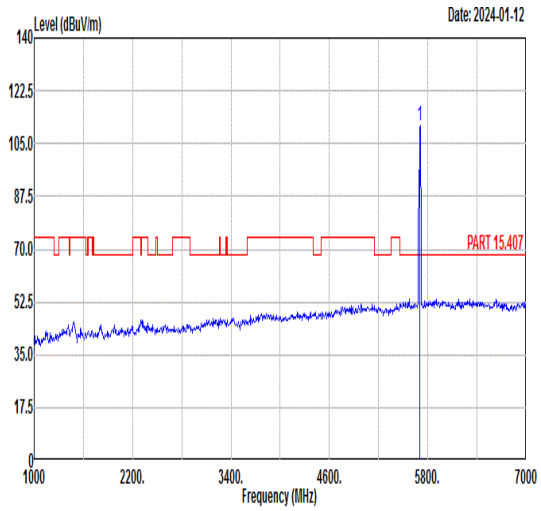 Freq Level Limit Line Margin (dB) Read Level Ant Factor Cable Loss Preamp Factor APos TPos Remark 1 5700.00 111.01 ------ ------ 97.04 36.19 9.99 32.21 386 167 PEAK
Avg	Blank	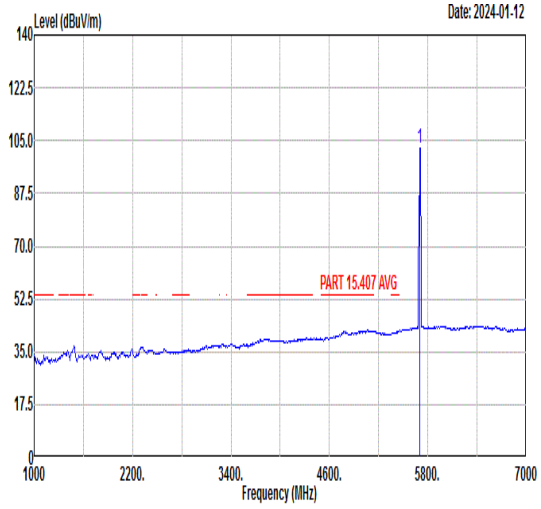 Freq Level Limit Line Margin (dB) Read Level Ant Factor Cable Loss Preamp Factor APos TPos Remark 1 5700.00 102.36 ------ ------ 88.40 36.19 9.97 32.20 386 167 AVERAGE

Mode	53	
	Band Edge	
	U-NII-1_5.15-5.25_802.11ax HE20_CH36_Partial RU106/53_5180MHz	
ANT	CDD	
Pol.	Horizontal	Fundamental
Peak	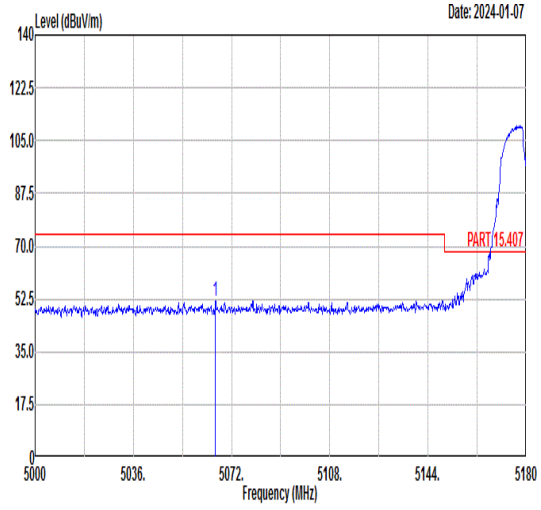 Freq Level Limit Line Margin (dB) Read Level Ant Factor Cable Loss Preamp Factor APos TPos Remark MHz dBuV/m dBuV/m dBuV dB/m dB dB cm deg 1 5066.06 51.86 74.00 -22.14 39.93 36.16 8.38 32.61 100 96 PEAK	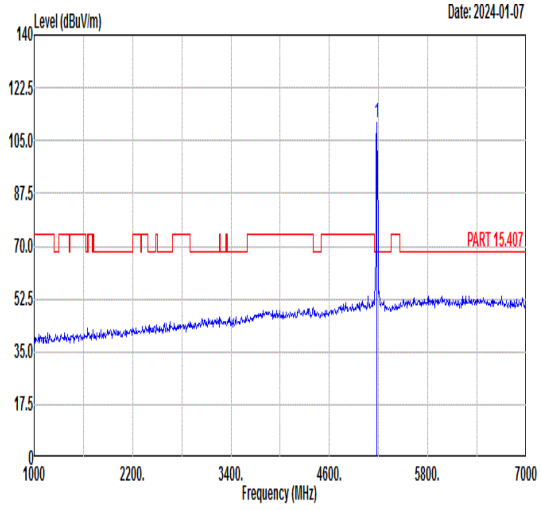 Freq Level Limit Line Margin (dB) Read Level Ant Factor Cable Loss Preamp Factor APos TPos Remark MHz dBuV/m dBuV/m dBuV dB/m dB dB cm deg 1 5180.00 111.19 ------ ------ 98.97 36.09 8.58 32.45 100 96 PEAK
Avg	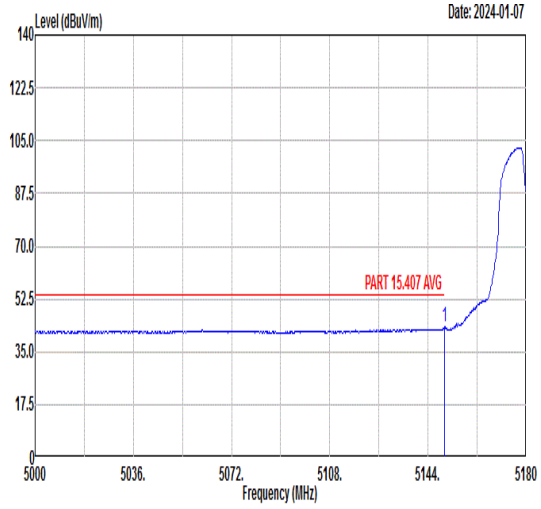 Freq Level Limit Line Margin (dB) Read Level Ant Factor Cable Loss Preamp Factor APos TPos Remark MHz dBuV/m dBuV/m dBuV dB/m dB dB cm deg 1 5149.94 43.10 54.00 -10.90 30.94 36.11 8.54 32.49 100 96 AVERAGE	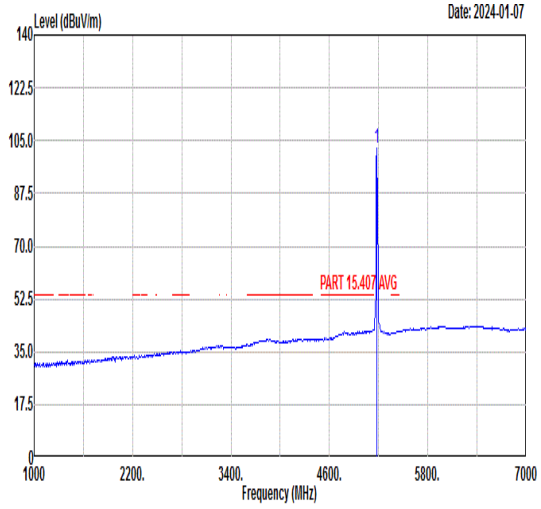 Freq Level Limit Line Margin (dB) Read Level Ant Factor Cable Loss Preamp Factor APos TPos Remark MHz dBuV/m dBuV/m dBuV dB/m dB dB cm deg 1 5180.00 102.46 ------ ------ 90.24 36.09 8.58 32.45 100 96 AVERAGE

Mode	53	
	Band Edge	
	U-NII-1_5.15-5.25_802.11ax HE20_CH36_Partial RU106/53_5180MHz	
ANT	CDD	
Pol.	Vertical	Fundamental
Peak	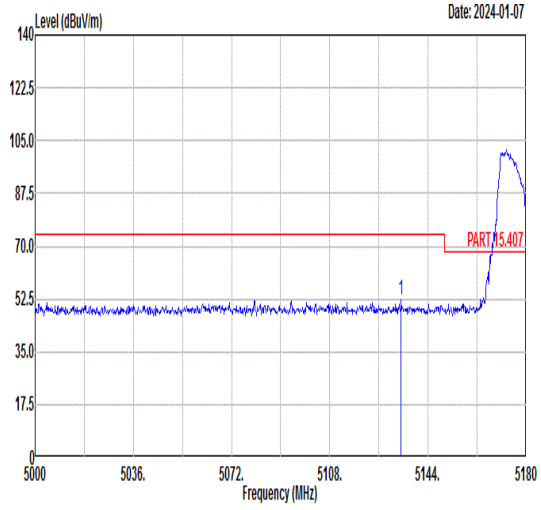 Freq Level Limit Line Margin (dB) Read Level Ant Factor Cable Loss Preamp Factor APos TPos Remark MHz dBuV/m dBuV/m dBuV dB/m dB dB cm deg 1 5134.10 52.09 74.00 -21.91 39.97 36.12 8.51 32.51 300 0 PEAK	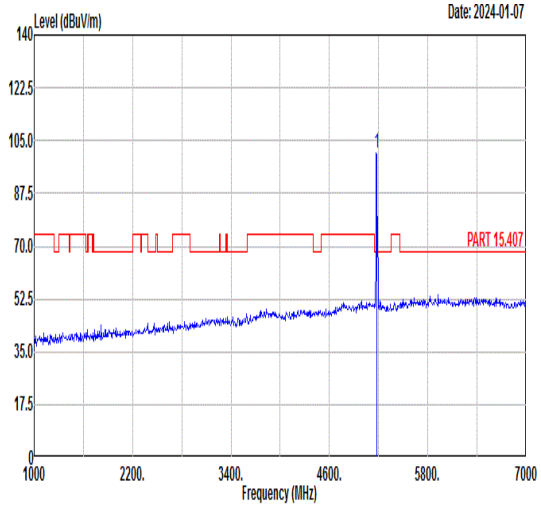 Freq Level Limit Line Margin (dB) Read Level Ant Factor Cable Loss Preamp Factor APos TPos Remark MHz dBuV/m dBuV/m dBuV dB/m dB dB cm deg 1 5180.00 100.81 ------ ------ 88.60 36.10 8.57 32.46 300 0 PEAK
Avg	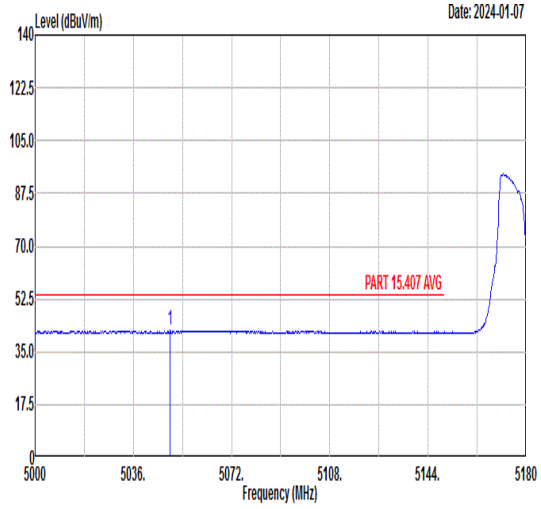 Freq Level Limit Line Margin (dB) Read Level Ant Factor Cable Loss Preamp Factor APos TPos Remark MHz dBuV/m dBuV/m dBuV dB/m dB dB cm deg 1 5049.50 42.07 54.00 -11.93 30.18 36.17 8.35 32.63 300 0 AVERAGE	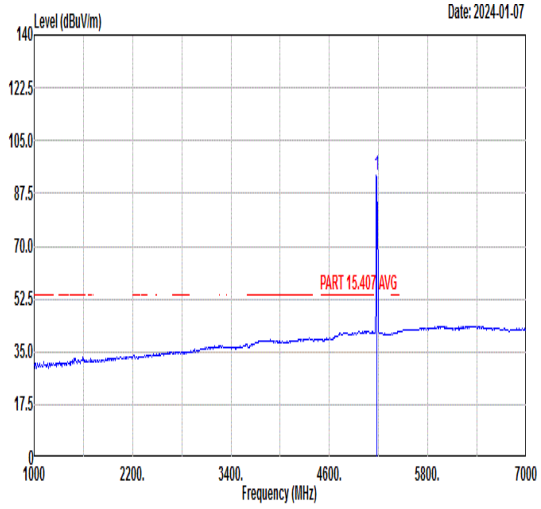 Freq Level Limit Line Margin (dB) Read Level Ant Factor Cable Loss Preamp Factor APos TPos Remark MHz dBuV/m dBuV/m dBuV dB/m dB dB cm deg 1 5180.00 93.49 ------ ------ 81.28 36.10 8.57 32.46 300 0 AVERAGE

Mode	56	
	Band Edge	
	U-NII-2A_5.25-5.35_802.11ax HE20_CH64_Partial RU106/54_5320MHz	
ANT	CDD	
Pol.	Horizontal	Fundamental
Peak	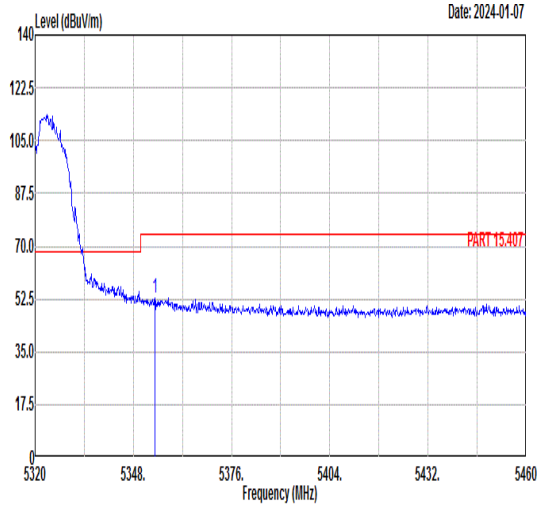 Freq Level Limit Line Margin (dB) Read Level Ant Factor Cable Loss Preamp Factor APos TPos Remark MHz dBuV/m dBuV/m dBuV dB/m dB dB cm deg 1 5354.16 52.79 74.00 -21.21 39.61 35.99 9.39 32.20 334 97 PEAK	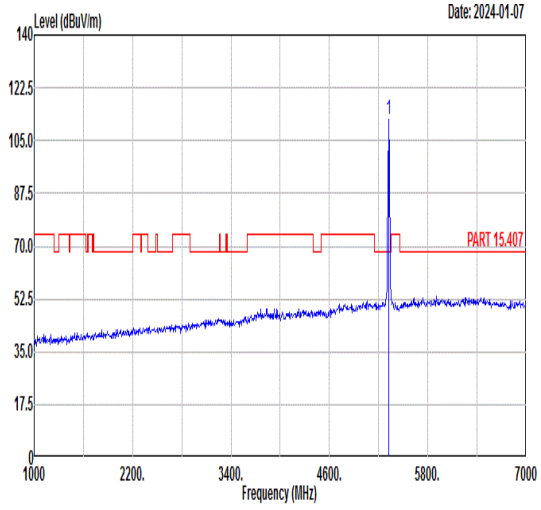 Freq Level Limit Line Margin (dB) Read Level Ant Factor Cable Loss Preamp Factor APos TPos Remark MHz dBuV/m dBuV/m dBuV dB/m dB dB cm deg 1 5320.00 112.13 ------ ------ 99.13 36.00 9.24 32.24 334 97 PEAK
Avg	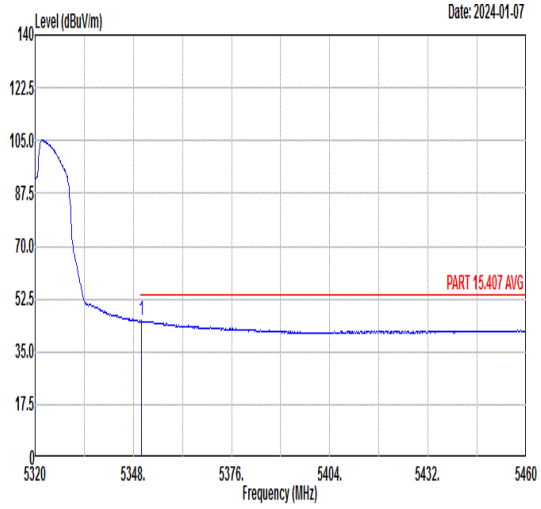 Freq Level Limit Line Margin (dB) Read Level Ant Factor Cable Loss Preamp Factor APos TPos Remark MHz dBuV/m dBuV/m dBuV dB/m dB dB cm deg 1 5350.24 45.27 54.00 -8.73 32.12 35.99 9.37 32.21 334 97 AVERAGE	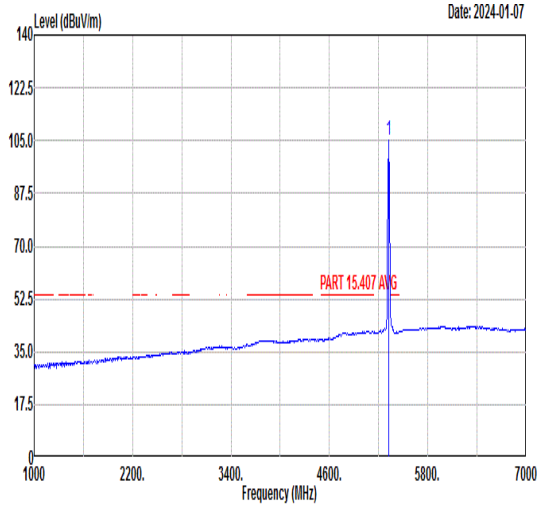 Freq Level Limit Line Margin (dB) Read Level Ant Factor Cable Loss Preamp Factor APos TPos Remark MHz dBuV/m dBuV/m dBuV dB/m dB dB cm deg 1 5320.00 104.93 ------ ------ 91.96 36.01 9.21 32.25 334 97 AVERAGE

Mode	56	
	Band Edge	
	U-NII-2A_5.25-5.35_802.11ax HE20_CH64_Partial RU106/54_5320MHz	
ANT	CDD	
Pol.	Vertical	Fundamental
Peak	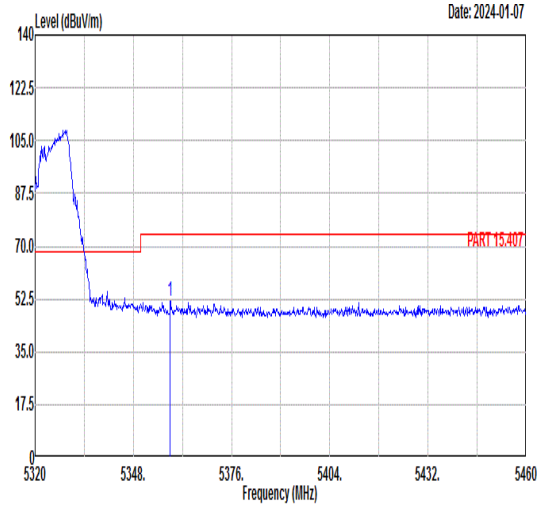 Freq Level Limit Line Margin (dB) Read Level Ant Factor Cable Loss Preamp Factor APos TPos Remark 1 5358.50 52.02 74.00 -21.98 38.83 35.98 9.41 32.20 310 164 PEAK	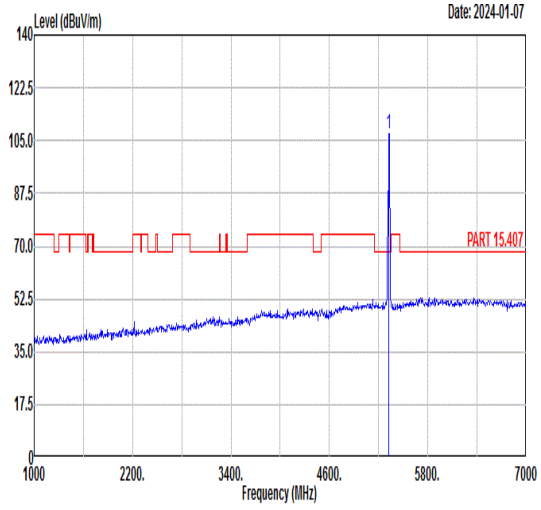 Freq Level Limit Line Margin (dB) Read Level Ant Factor Cable Loss Preamp Factor APos TPos Remark 1 5320.00 107.36 ------ ------ 94.36 36.00 9.24 32.24 310 164 PEAK
Avg	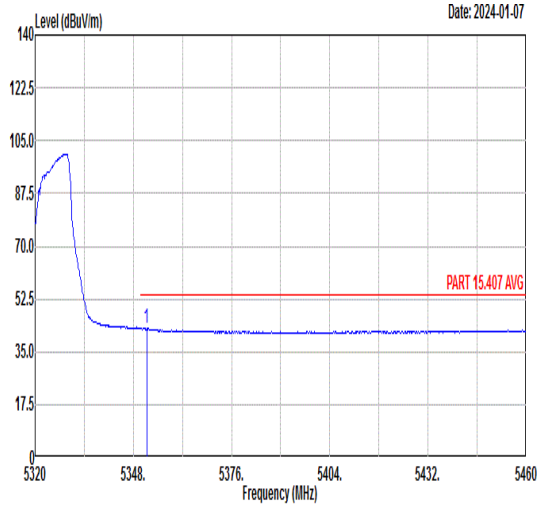 Freq Level Limit Line Margin (dB) Read Level Ant Factor Cable Loss Preamp Factor APos TPos Remark 1 5351.78 42.81 54.00 -11.19 29.66 35.99 9.37 32.21 310 164 AVERAGE	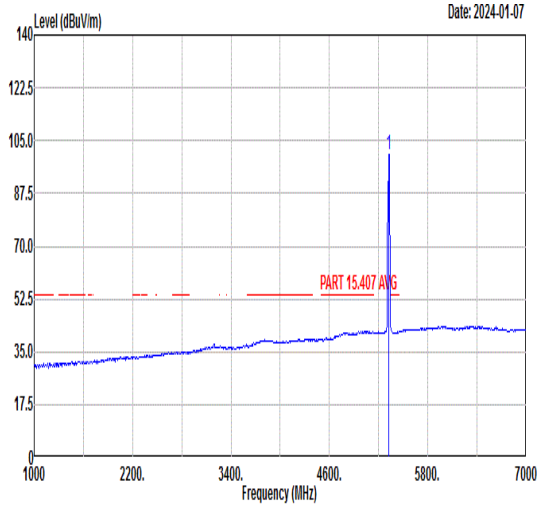 Freq Level Limit Line Margin (dB) Read Level Ant Factor Cable Loss Preamp Factor APos TPos Remark 1 5320.00 100.47 ------ ------ 87.47 36.00 9.24 32.24 310 164 AVERAGE

Mode	57	
	Band Edge	
	U-NII-2C_5.47-5.725_802.11ax HE20_CH100_Partial RU106/53_5500MHz	
ANT	CDD	
Pol.	Horizontal	Fundamental
Peak	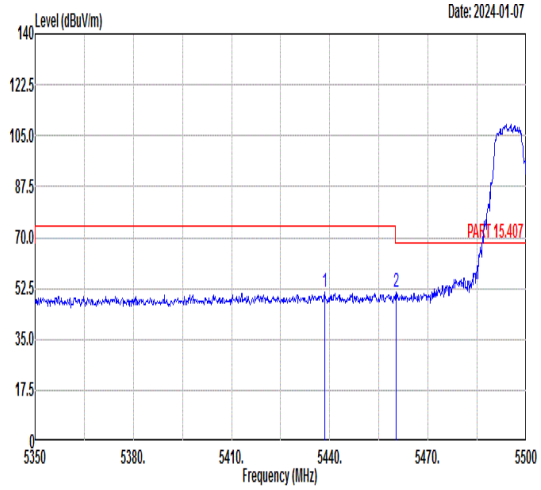 Freq Level Limit Line Margin (dB) Read Level Ant Factor Cable Loss Preamp Factor APos TPos Remark MHz dBuV/m dBuV/m dBuV dB/m dB dB cm deg 1 5438.35 51.08 74.00 -22.92 37.55 35.94 9.68 32.09 288 102 PEAK 2 5460.25 51.12 68.30 -17.18 37.57 35.92 9.69 32.06 288 102 PEAK	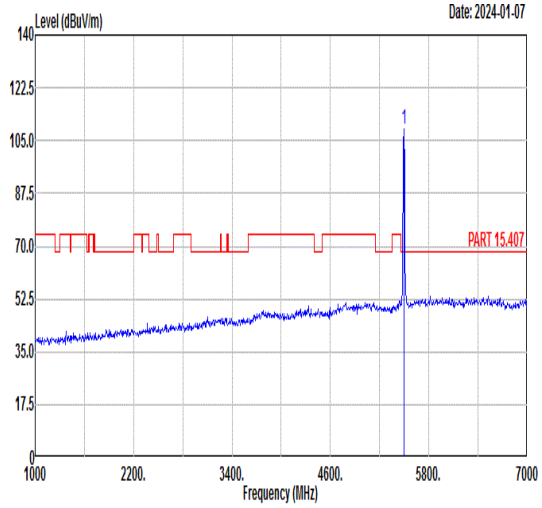 Freq Level Limit Line Margin (dB) Read Level Ant Factor Cable Loss Preamp Factor APos TPos Remark MHz dBuV/m dBuV/m dBuV dB/m dB dB cm deg 1 5500.00 109.02 ------ ------ 95.43 35.90 9.70 32.01 288 102 PEAK
Avg	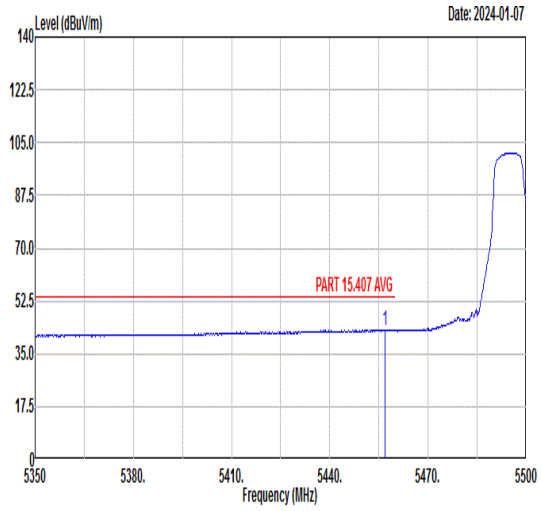 Freq Level Limit Line Margin (dB) Read Level Ant Factor Cable Loss Preamp Factor APos TPos Remark MHz dBuV/m dBuV/m dBuV dB/m dB dB cm deg 1 5456.80 42.95 54.00 -11.05 29.39 35.93 9.69 32.06 288 102 AVERAGE	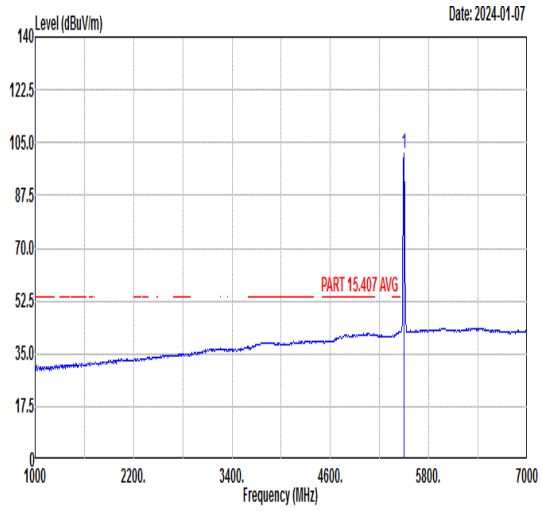 Freq Level Limit Line Margin (dB) Read Level Ant Factor Cable Loss Preamp Factor APos TPos Remark MHz dBuV/m dBuV/m dBuV dB/m dB dB cm deg 1 5500.00 101.36 ------ ------ 87.77 35.90 9.70 32.01 288 102 AVERAGE

Mode	57	
	Band Edge	
	U-NII-2C_5.47-5.725_802.11ax HE20_CH100_Partial RU106/53_5500MHz	
ANT	CDD	
Pol.	Vertical	Fundamental
Peak	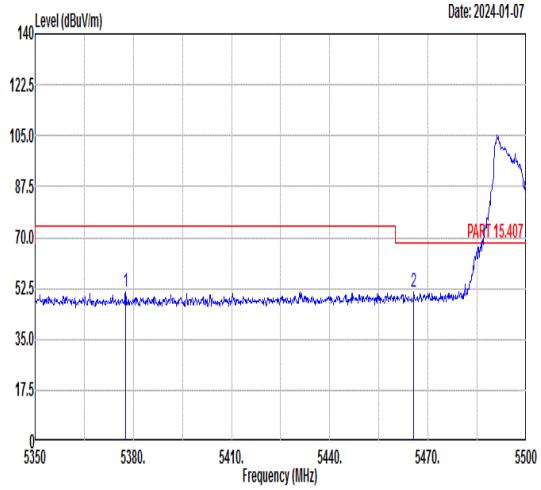 Freq Level Limit Line Margin (dB) Read Level Ant Factor Cable Loss Preamp Factor APos TPos Remark MHz dBuV/m dBuV/m dBuV dB/m dB dB cm deg 1 5377.60 51.39 74.00 -22.61 38.08 35.97 9.51 32.17 300 159 PEAK 2 5465.65 51.27 68.30 -17.03 37.71 35.92 9.69 32.05 300 159 PEAK	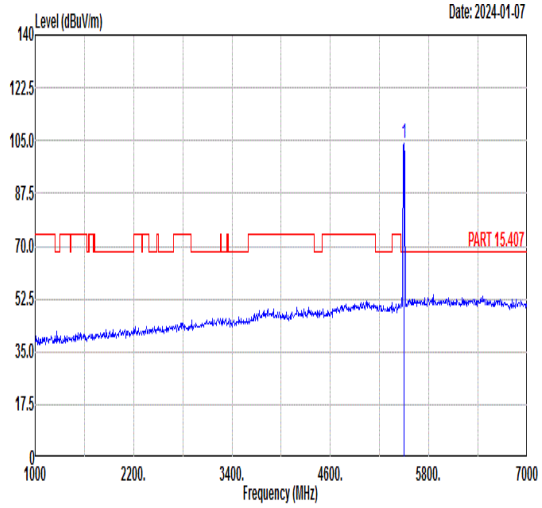 Freq Level Limit Line Margin (dB) Read Level Ant Factor Cable Loss Preamp Factor APos TPos Remark MHz dBuV/m dBuV/m dBuV dB/m dB dB cm deg 1 5500.00 104.25 ------ ------ 90.66 35.90 9.70 32.01 300 159 PEAK
Avg	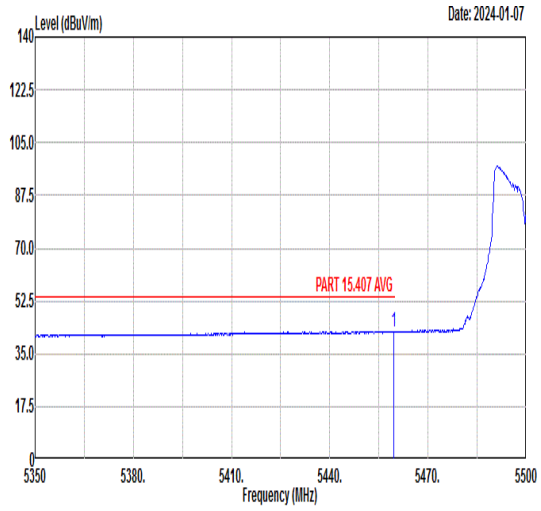 Freq Level Limit Line Margin (dB) Read Level Ant Factor Cable Loss Preamp Factor APos TPos Remark MHz dBuV/m dBuV/m dBuV dB/m dB dB cm deg 1 5459.65 42.50 54.00 -11.50 28.95 35.92 9.69 32.06 300 159 AVERAGE	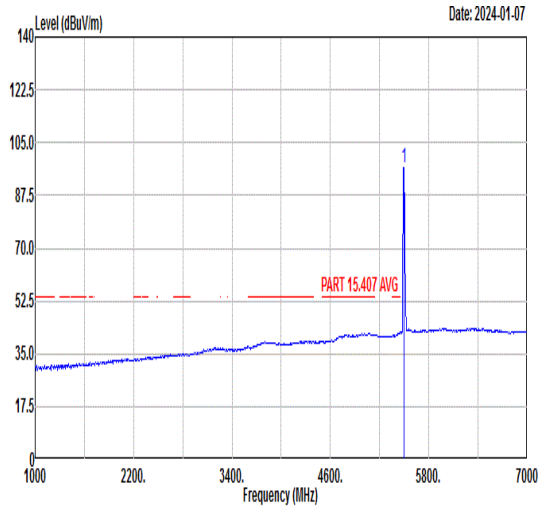 Freq Level Limit Line Margin (dB) Read Level Ant Factor Cable Loss Preamp Factor APos TPos Remark MHz dBuV/m dBuV/m dBuV dB/m dB dB cm deg 1 5500.00 96.89 ------ ------ 83.30 35.90 9.70 32.01 300 159 AVERAGE

Mode	58	
	Band Edge	
	U-NII-2C_5.47-5.725_802.11ax HE20_CH140_Partial RU106/54_5700MHz	
ANT	CDD	
Pol.	Horizontal	Fundamental
Peak	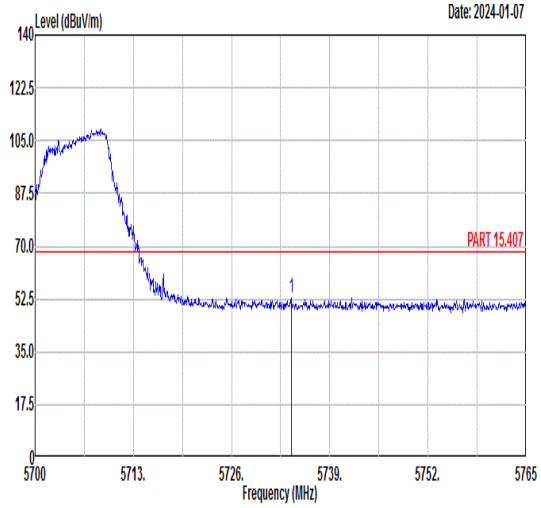 Freq Level Limit Line Margin (dB) Read Level Ant Factor Cable Loss Preamp Factor APos TPos Remark MHz dBuV/m dBuV/m dBuV dB/m dB dB cm deg 1 5733.93 53.06 68.30 -15.24 39.02 36.23 10.04 32.23 100 141 PEAK	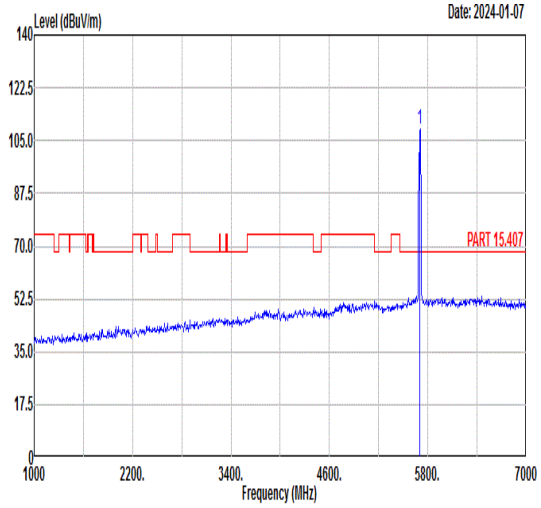 Freq Level Limit Line Margin (dB) Read Level Ant Factor Cable Loss Preamp Factor APos TPos Remark MHz dBuV/m dBuV/m dBuV dB/m dB dB cm deg 1 5700.00 108.63 ------ ------ 94.66 36.19 9.99 32.21 100 141 PEAK
Avg	Blank	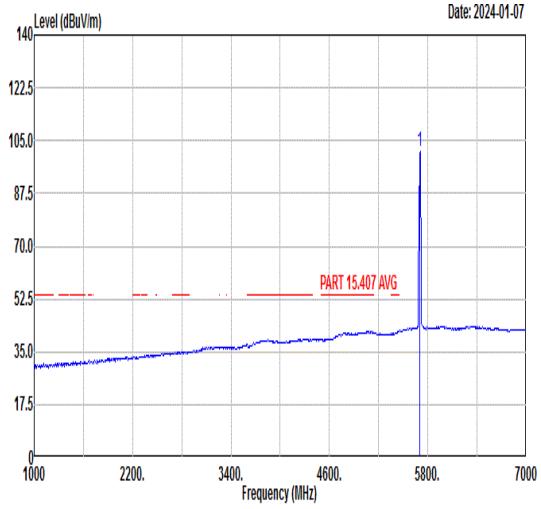 Freq Level Limit Line Margin (dB) Read Level Ant Factor Cable Loss Preamp Factor APos TPos Remark MHz dBuV/m dBuV/m dBuV dB/m dB dB cm deg 1 5700.00 101.20 ------ ------ 87.23 36.19 9.99 32.21 100 141 AVERAGE

Mode	58	
	Band Edge	
	U-NII-2C_5.47-5.725_802.11ax HE20_CH140_Partial RU106/54_5700MHz	
ANT	CDD	
Pol.	Vertical	Fundamental
Peak	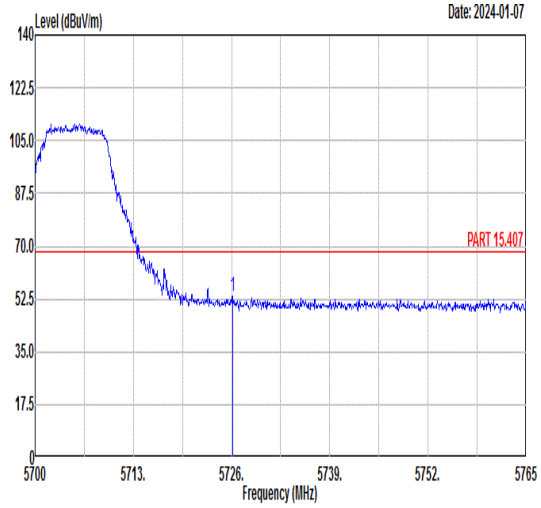 Freq Level Limit Line Margin (dB) Read Level Ant Factor Cable Loss Preamp Factor APos TPos Remark MHz dBuV/m dBuV/m dBuV dB/m dB dB cm deg 1 5726.20 53.35 68.30 -14.95 39.34 36.22 10.02 32.23 352 170 PEAK	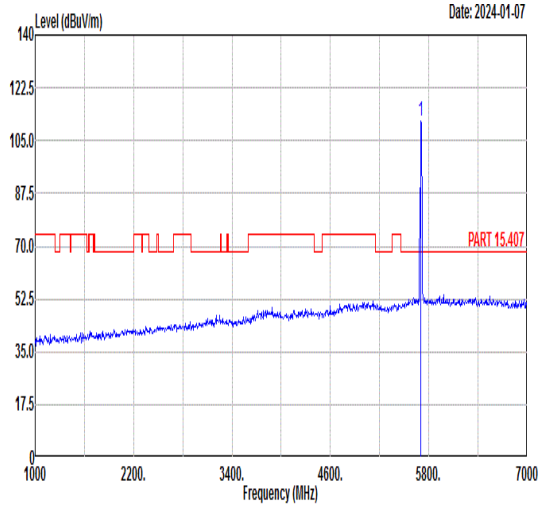 Freq Level Limit Line Margin (dB) Read Level Ant Factor Cable Loss Preamp Factor APos TPos Remark MHz dBuV/m dBuV/m dBuV dB/m dB dB cm deg 1 5700.00 111.24 ------ ------ 97.28 36.19 9.97 32.20 352 170 PEAK
Avg	Blank	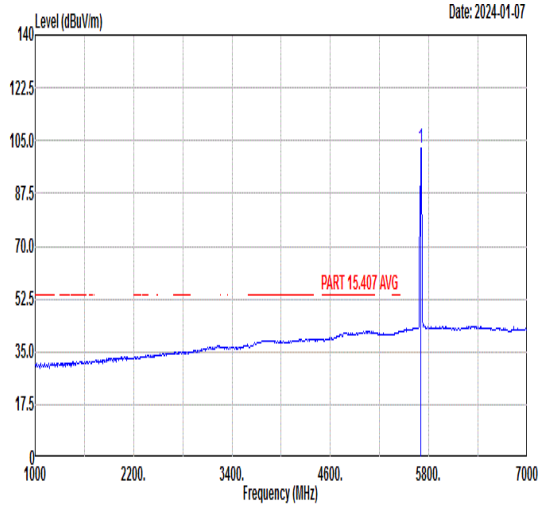 Freq Level Limit Line Margin (dB) Read Level Ant Factor Cable Loss Preamp Factor APos TPos Remark MHz dBuV/m dBuV/m dBuV dB/m dB dB cm deg 1 5700.00 102.47 ------ ------ 88.51 36.19 9.97 32.20 352 170 AVERAGE

Mode	59	
	Band Edge - L	
	U-NII-1_5.15-5.25_802.11ax HE40_CH38_Full_5190MHz	
ANT	CDD	
Pol.	Horizontal	Fundamental
Peak	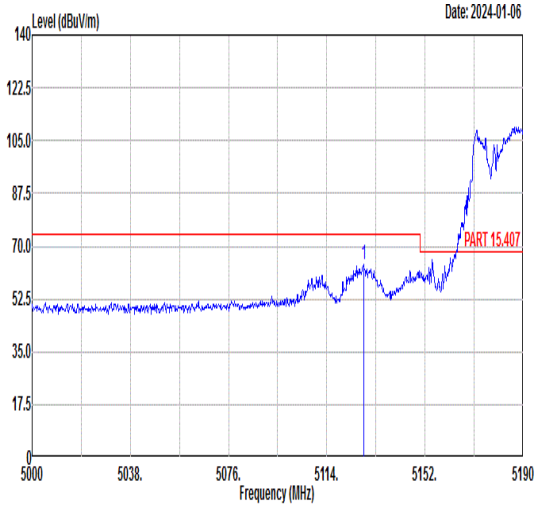 Freq Level Limit Line Margin (dB) Read Level Ant Factor Cable Loss Preamp Factor APos TPos Remark MHz dBuV/m dBuV/m dBuV dB/m dB dB cm deg 1 5128.25 64.17 74.00 -9.83 52.07 36.12 8.50 32.52 300 258 PEAK	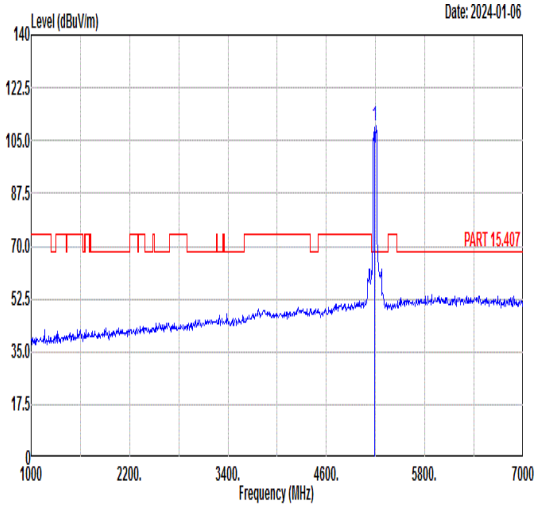 Freq Level Limit Line Margin (dB) Read Level Ant Factor Cable Loss Preamp Factor APos TPos Remark MHz dBuV/m dBuV/m dBuV dB/m dB dB cm deg 1 5190.00 109.83 ------ ------ 97.52 36.08 8.64 32.41 300 258 PEAK
Avg	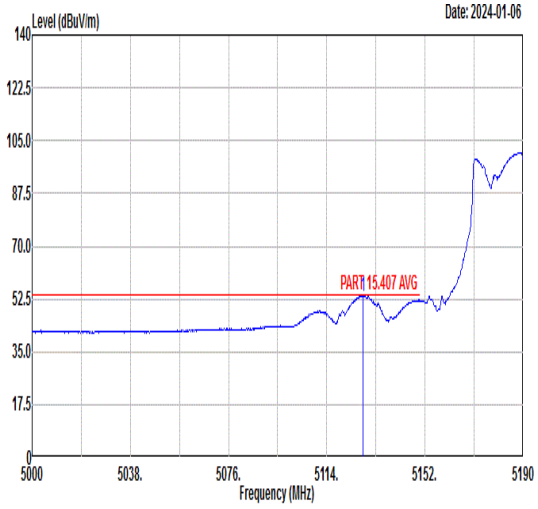 Freq Level Limit Line Margin (dB) Read Level Ant Factor Cable Loss Preamp Factor APos TPos Remark MHz dBuV/m dBuV/m dBuV dB/m dB dB cm deg 1 5127.87 53.45 54.00 -0.55 41.36 36.12 8.49 32.52 300 258 AVERAGE	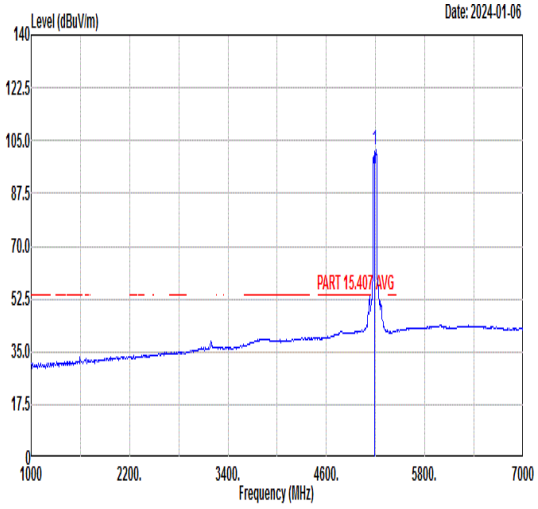 Freq Level Limit Line Margin (dB) Read Level Ant Factor Cable Loss Preamp Factor APos TPos Remark MHz dBuV/m dBuV/m dBuV dB/m dB dB cm deg 1 5190.00 102.03 ------ ------ 89.72 36.08 8.64 32.41 300 258 AVERAGE

Mode	59	
	Band Edge - R	
	U-NII-1_5.15-5.25_802.11ax HE40_CH38_Full_5190MHz	
ANT	CDD	
Pol.	Horizontal	Fundamental
Peak	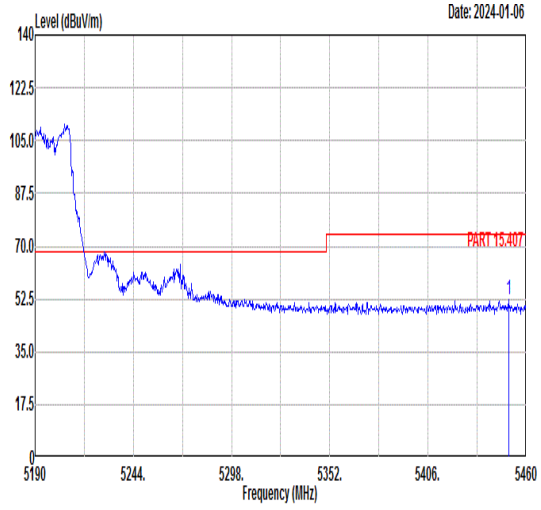 Freq Level Limit Line Margin (dB) Read Level Ant Factor Cable Loss Preamp Factor APos TPos Remark MHz dBuV/m dBuV/m dBuV dB/m dB dB cm deg 1 5450.28 52.06 74.00 -21.94 38.52 35.93 9.68 32.07 300 258 PEAK	Blank
Avg	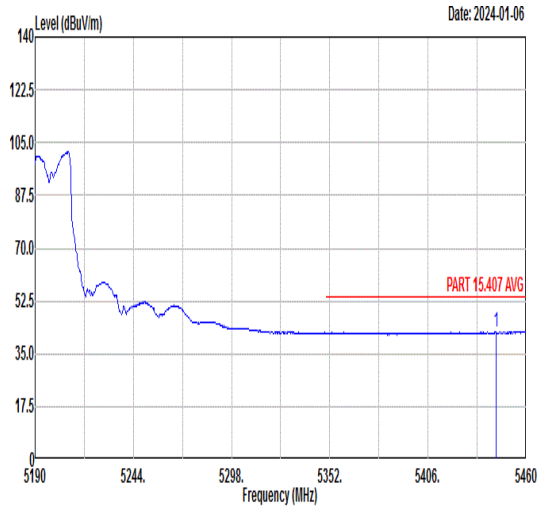 Freq Level Limit Line Margin (dB) Read Level Ant Factor Cable Loss Preamp Factor APos TPos Remark MHz dBuV/m dBuV/m dBuV dB/m dB dB cm deg 1 5443.53 42.40 54.00 -11.60 28.87 35.93 9.68 32.08 300 258 AVERAGE	Blank

Mode	59	
	Band Edge - L	
	U-NII-1_5.15-5.25_802.11ax HE40_CH38_Full_5190MHz	
ANT	CDD	
Pol.	Vertical	Fundamental
Peak	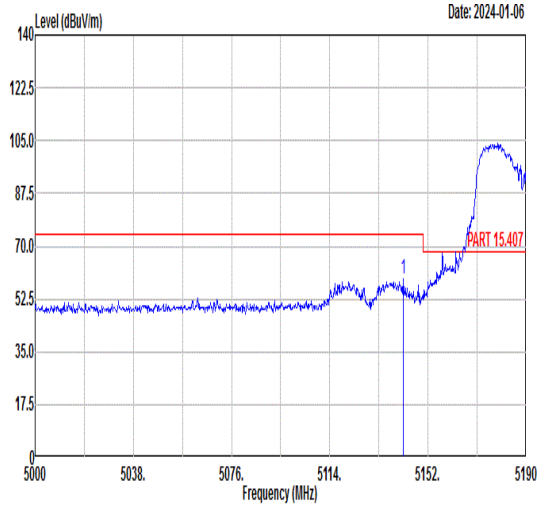 Freq Level Limit Line Margin (dB) Read Level Ant Factor Cable Loss Preamp Factor APos TPos Remark MHz dBuV/m dBuV/m dBuV dB/m dB dB cm deg 1 5142.31 59.15 74.00 -14.85 47.02 36.11 8.52 32.50 379 172 PEAK	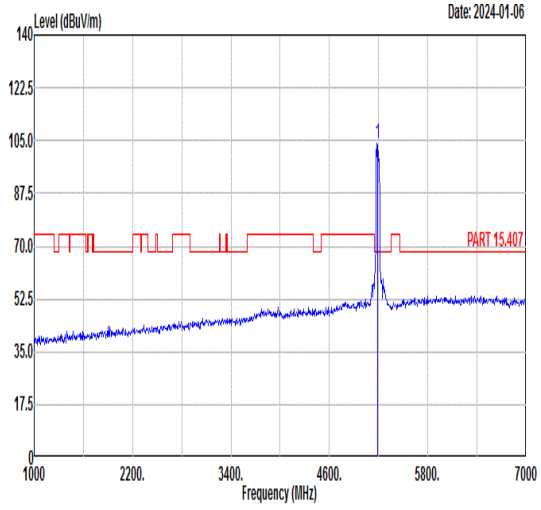 Freq Level Limit Line Margin (dB) Read Level Ant Factor Cable Loss Preamp Factor APos TPos Remark MHz dBuV/m dBuV/m dBuV dB/m dB dB cm deg 1 5190.00 103.99 ------ ------ 91.76 36.09 8.59 32.45 379 172 PEAK
Avg	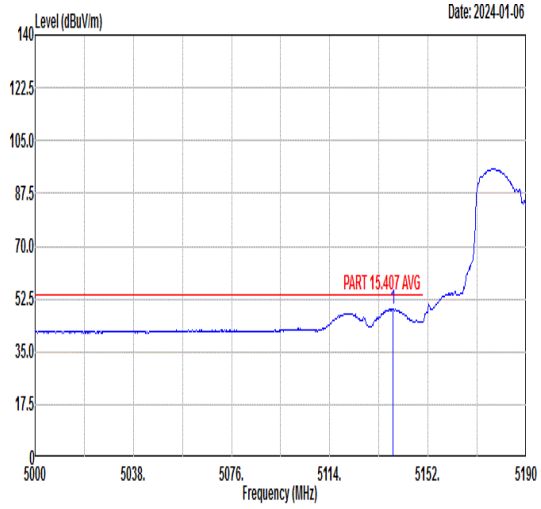 Freq Level Limit Line Margin (dB) Read Level Ant Factor Cable Loss Preamp Factor APos TPos Remark MHz dBuV/m dBuV/m dBuV dB/m dB dB cm deg 1 5138.32 49.02 54.00 -4.98 36.90 36.12 8.51 32.51 379 172 AVERAGE	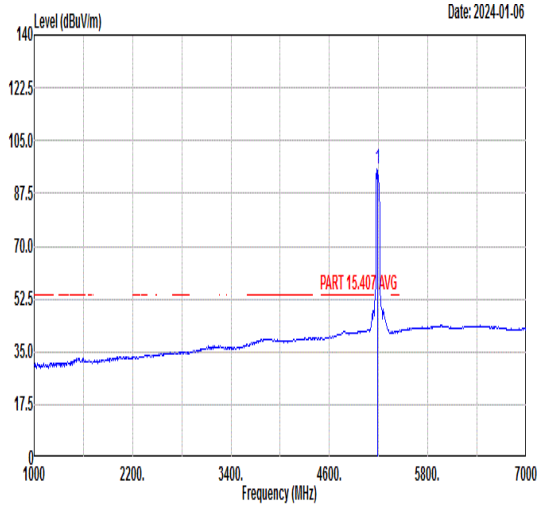 Freq Level Limit Line Margin (dB) Read Level Ant Factor Cable Loss Preamp Factor APos TPos Remark MHz dBuV/m dBuV/m dBuV dB/m dB dB cm deg 1 5190.00 95.57 ------ ------ 83.35 36.09 8.58 32.45 379 172 AVERAGE

Mode	59	
	Band Edge - R	
	U-NII-1_5.15-5.25_802.11ax HE40_CH38_Full_5190MHz	
ANT	CDD	
Pol.	Vertical	Fundamental
Peak	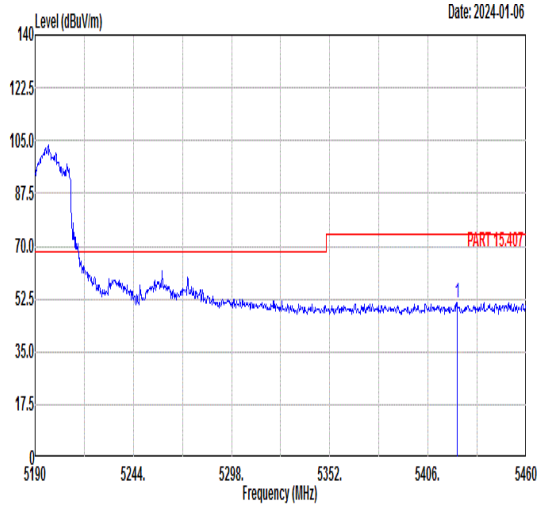 Freq Level Limit Line Margin (dB) Read Level Ant Factor Cable Loss Preamp Factor APos TPos Remark MHz dBuV/m dBuV/m dBuV dB/m dB dB cm deg 1 5421.93 51.41 74.00 -22.59 37.90 35.95 9.67 32.11 379 172 PEAK	Blank
Avg	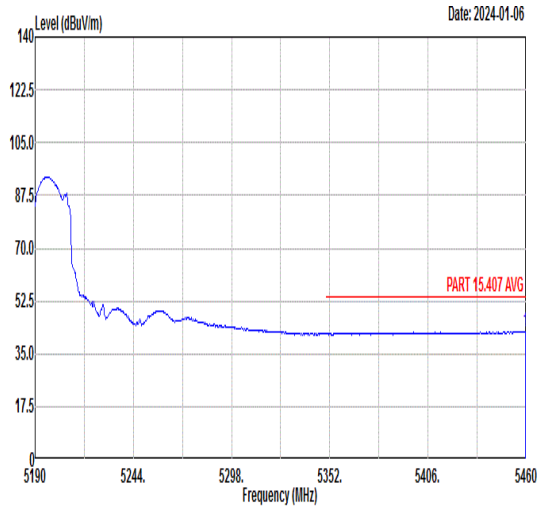 Freq Level Limit Line Margin (dB) Read Level Ant Factor Cable Loss Preamp Factor APos TPos Remark MHz dBuV/m dBuV/m dBuV dB/m dB dB cm deg 1 5459.46 42.47 54.00 -11.53 28.92 35.92 9.69 32.06 379 172 AVERAGE	Blank

Mode	59	
	Harmonic	
	U-NII-1_5.15-5.25_802.11ax HE40_CH38_Full_5190MHz	
ANT	CDD	
Pol.	Horizontal	Vertical
Peak Avg	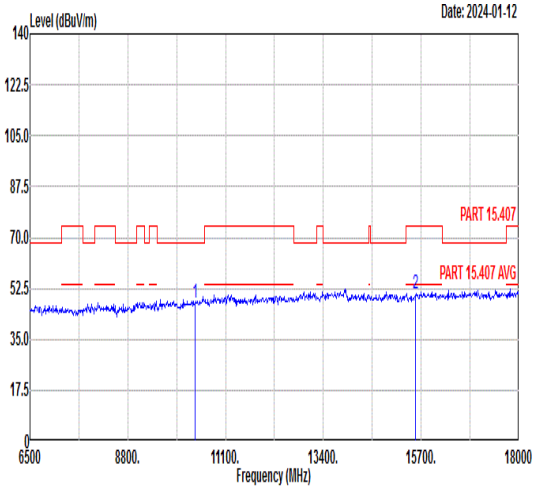 Freq Level Limit Line Margin Read Level Ant Factor Cable Loss Preamp Factor APos TPos Remark MHz dBuV/m dBuV/m dB dBuV dB/m dB dB cm deg 1 10380.00 47.36 68.30 -20.94 60.18 38.75 12.08 63.65 --- --- Peak 2 15570.00 50.46 74.00 -23.54 59.10 40.76 14.60 64.00 --- --- Peak	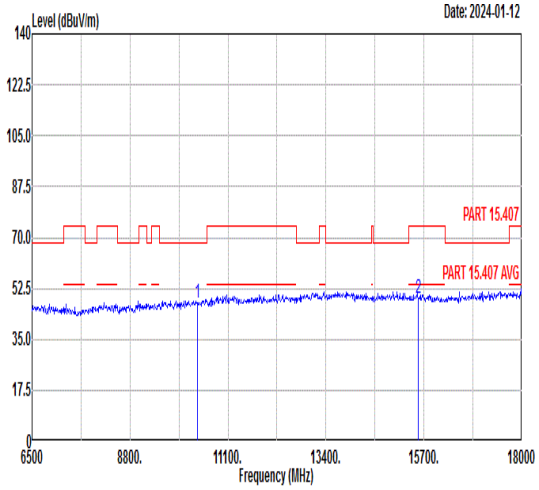 Freq Level Limit Line Margin Read Level Ant Factor Cable Loss Preamp Factor APos TPos Remark MHz dBuV/m dBuV/m dB dBuV dB/m dB dB cm deg 1 10380.00 47.48 68.30 -20.82 60.30 38.75 12.08 63.65 --- --- Peak 2 15570.00 49.36 74.00 -24.64 58.00 40.76 14.60 64.00 --- --- Peak

Mode	60	
	Harmonic	
	U-NII-1_5.15-5.25_802.11ax HE40_CH46_Full_5230MHz	
ANT	CDD	
Pol.	Horizontal	Vertical
Peak Avg	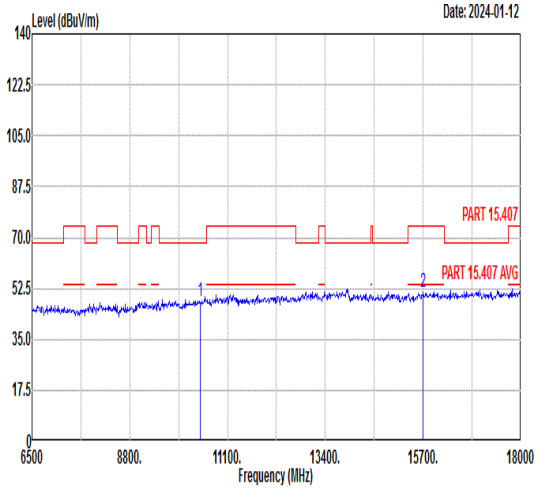 Freq Level Limit Line Margin Read Level Ant Factor Cable Loss Preamp Factor APos TPos Remark MHz dBuV/m dBuV/m dB dBuV dB/m dB dB cm deg 1 10460.00 47.96 68.30 -20.34 60.67 38.78 12.13 63.62 --- --- Peak 2 15690.00 51.17 74.00 -22.83 59.71 40.85 14.65 64.04 --- --- Peak	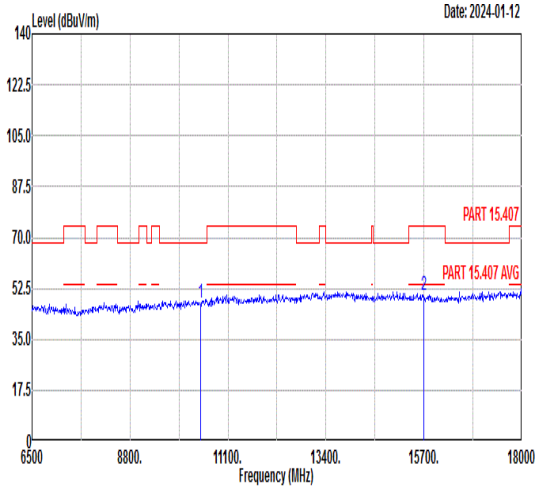 Freq Level Limit Line Margin Read Level Ant Factor Cable Loss Preamp Factor APos TPos Remark MHz dBuV/m dBuV/m dB dBuV dB/m dB dB cm deg 1 10460.00 47.54 68.30 -20.76 60.25 38.78 12.13 63.62 --- --- Peak 2 15690.00 50.20 74.00 -23.80 58.74 40.85 14.65 64.04 --- --- Peak

Mode	61	
	Harmonic	
	U-NII-2A_5.25-5.35_802.11ax HE40_CH54_Full_5270MHz	
ANT	CDD	
Pol.	Horizontal	Vertical
Peak Avg	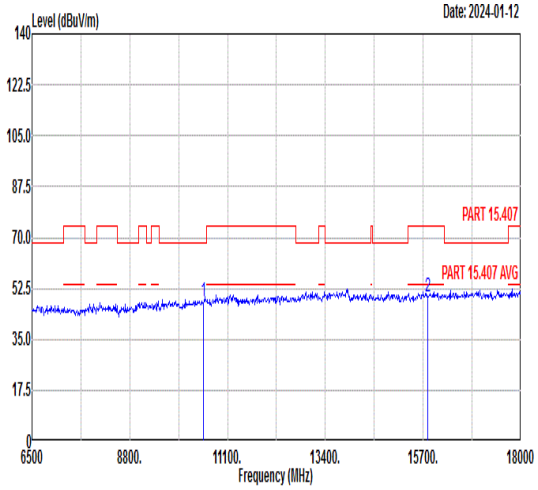 Freq Level Limit Line Margin Read Level Ant Factor Cable Loss Preamp Factor APos TPos Remark MHz dBuV/m dBuV/m dB dBuV dB/m dB dB cm deg 1 10540.00 48.09 68.30 -20.21 60.67 38.82 12.19 63.59 --- --- Peak 2 15810.00 49.85 74.00 -24.15 58.27 40.95 14.71 64.08 --- --- Peak	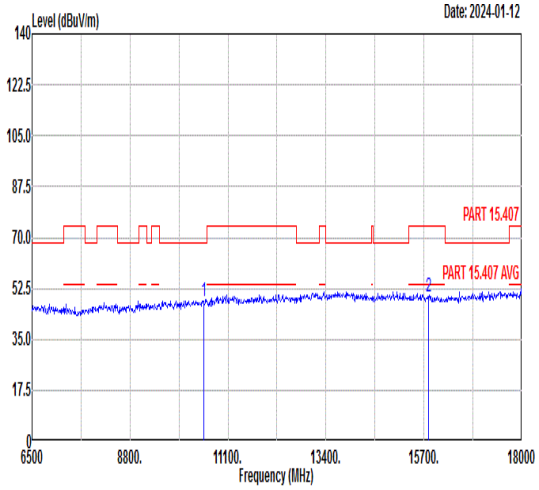 Freq Level Limit Line Margin Read Level Ant Factor Cable Loss Preamp Factor APos TPos Remark MHz dBuV/m dBuV/m dB dBuV dB/m dB dB cm deg 1 10540.00 48.02 68.30 -20.28 60.60 38.82 12.19 63.59 --- --- Peak 2 15810.00 49.42 74.00 -24.58 57.84 40.95 14.71 64.08 --- --- Peak

Mode	62	
	Band Edge - L	
	U-NII-2A_5.25-5.35_802.11ax HE40_CH62_Full_5310MHz	
ANT	CDD	
Pol.	Horizontal	Fundamental
Peak	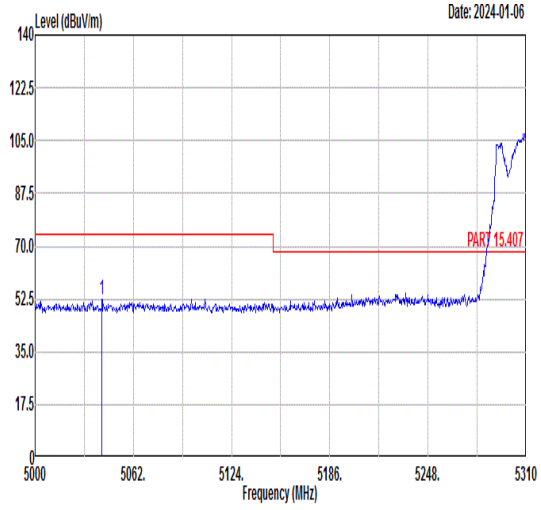 Freq Level Limit Line Margin (dB) Read Level Ant Factor Cable Loss Preamp Factor APos TPos Remark 1 5042.16 52.33 74.00 -21.67 40.46 36.17 8.34 32.64 378 93 PEAK	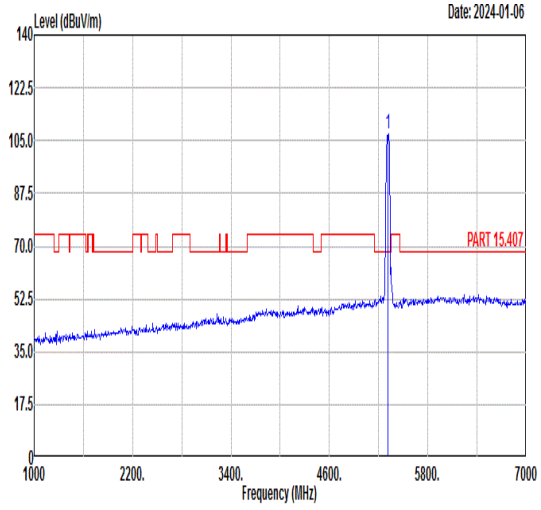 Freq Level Limit Line Margin (dB) Read Level Ant Factor Cable Loss Preamp Factor APos TPos Remark 1 5310.00 107.37 ------ ------ 94.37 36.00 9.24 32.24 378 93 PEAK
Avg	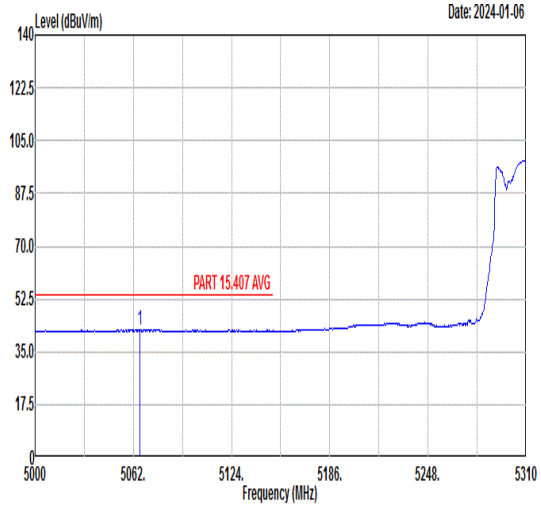 Freq Level Limit Line Margin (dB) Read Level Ant Factor Cable Loss Preamp Factor APos TPos Remark 1 5066.34 42.36 54.00 -11.64 30.43 36.16 8.38 32.61 378 93 AVERAGE	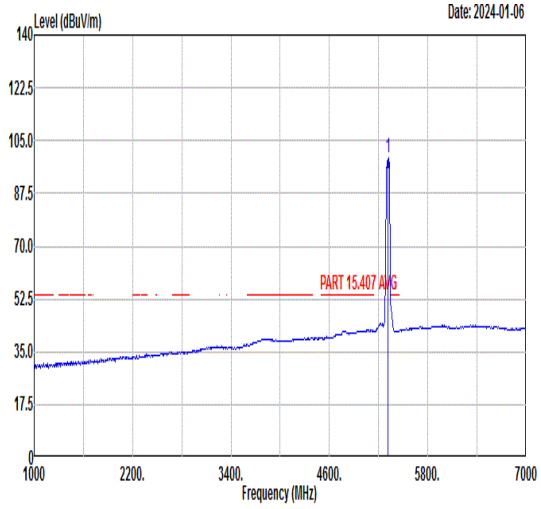 Freq Level Limit Line Margin (dB) Read Level Ant Factor Cable Loss Preamp Factor APos TPos Remark 1 5310.00 99.16 ------ ------ 86.16 36.00 9.24 32.24 378 93 AVERAGE

Mode	62	
	Band Edge - R	
	U-NII-2A_5.25-5.35_802.11ax HE40_CH62_Full_5310MHz	
ANT	CDD	
Pol.	Horizontal	Fundamental
Peak	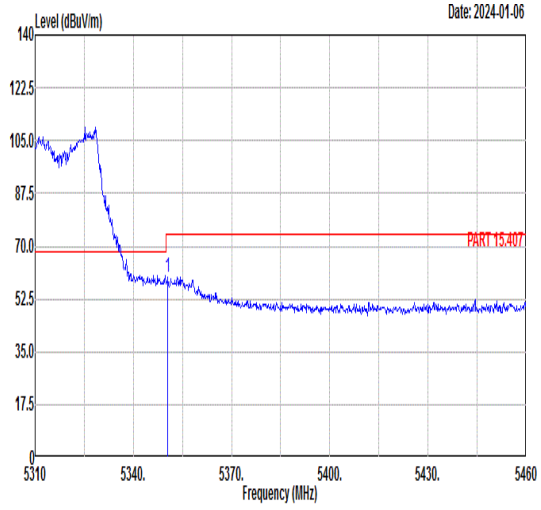 Freq Level Limit Line Margin (dB) Read Level Ant Factor Cable Loss Preamp Factor APos TPos Remark MHz dBuV/m dBuV/m dBuV dB/m dB dB cm deg 1 5350.50 59.80 74.00 -14.20 46.65 35.99 9.37 32.21 378 93 PEAK	Blank
Avg	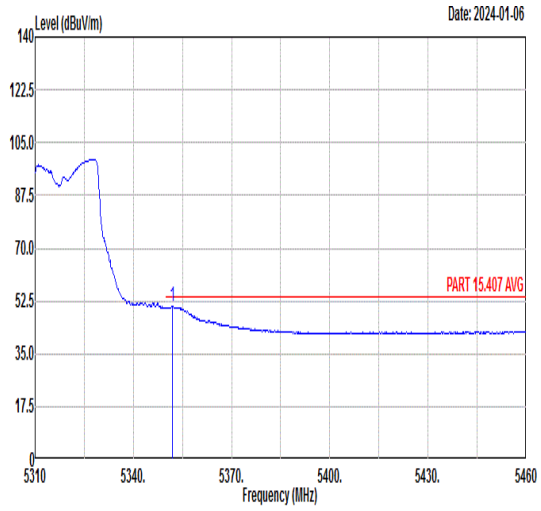 Freq Level Limit Line Margin (dB) Read Level Ant Factor Cable Loss Preamp Factor APos TPos Remark MHz dBuV/m dBuV/m dBuV dB/m dB dB cm deg 1 5351.85 50.58 54.00 -3.42 37.43 35.99 9.37 32.21 378 93 AVERAGE	Blank

Mode	62	
	Band Edge - L	
	U-NII-2A_5.25-5.35_802.11ax HE40_CH62_Full_5310MHz	
ANT	CDD	
Pol.	Vertical	Fundamental
Peak	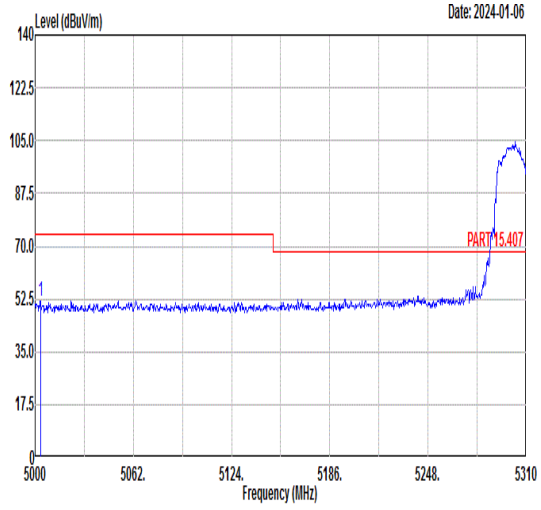 Freq Level Limit Line Margin (dB) Read Level Ant Factor Cable Loss Preamp Factor APos TPos Remark MHz dBuV/m dBuV/m dBuV dB/m dB dB cm deg 1 5003.41 51.87 74.00 -22.13 40.04 36.20 8.33 32.70 274 162 PEAK	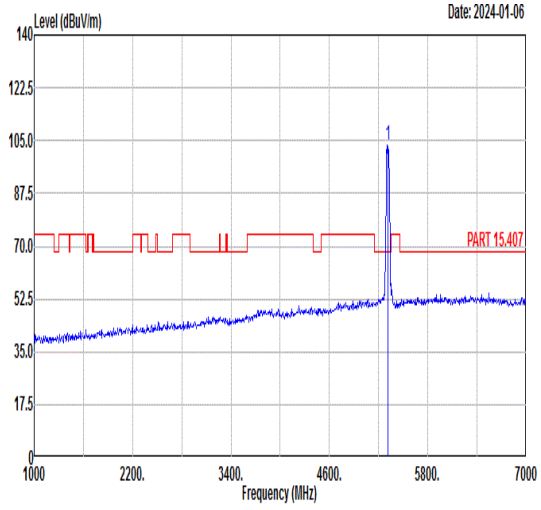 Freq Level Limit Line Margin (dB) Read Level Ant Factor Cable Loss Preamp Factor APos TPos Remark MHz dBuV/m dBuV/m dBuV dB/m dB dB cm deg 1 5310.00 103.64 ------ ------ 90.78 36.02 9.12 32.28 274 162 PEAK
Avg	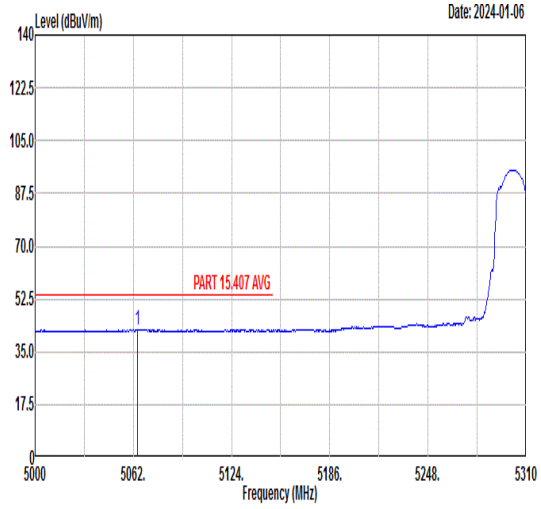 Freq Level Limit Line Margin (dB) Read Level Ant Factor Cable Loss Preamp Factor APos TPos Remark MHz dBuV/m dBuV/m dBuV dB/m dB dB cm deg 1 5064.79 42.29 54.00 -11.71 30.36 36.16 8.38 32.61 274 162 AVERAGE	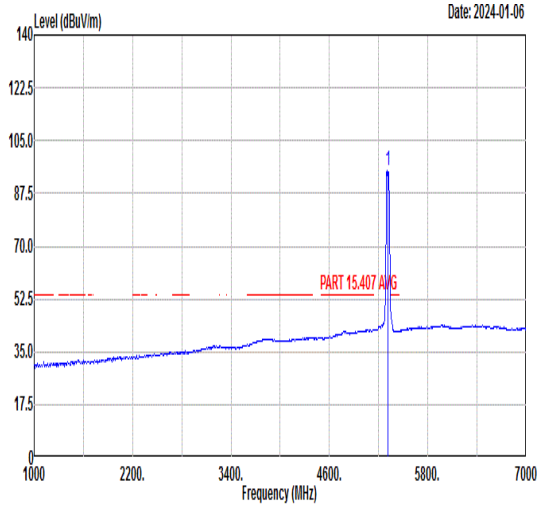 Freq Level Limit Line Margin (dB) Read Level Ant Factor Cable Loss Preamp Factor APos TPos Remark MHz dBuV/m dBuV/m dBuV dB/m dB dB cm deg 1 5310.00 95.20 ------ ------ 82.34 36.02 9.12 32.28 274 162 AVERAGE

Mode	62	
	Band Edge - R	
	U-NII-2A_5.25-5.35_802.11ax HE40_CH62_Full_5310MHz	
ANT	CDD	
Pol.	Vertical	Fundamental
Peak	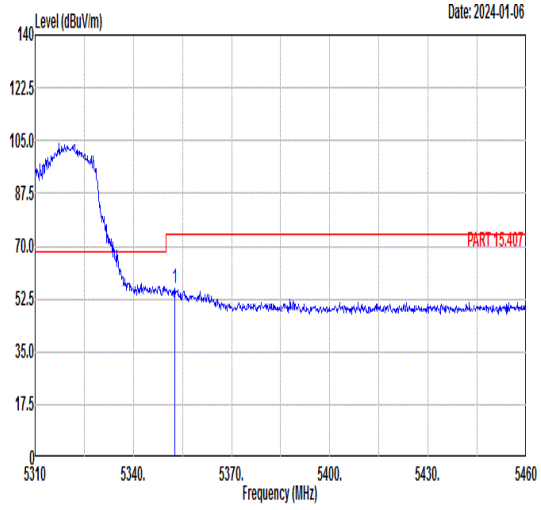 Freq Level Limit Line Margin (dB) Read Level Ant Factor Cable Loss Preamp Factor APos TPos Remark MHz dBuV/m dBuV/m dBuV dB/m dB dB cm deg 1 5352.60 56.01 74.00 -17.99 42.85 35.99 9.38 32.21 274 162 PEAK	Blank
Avg	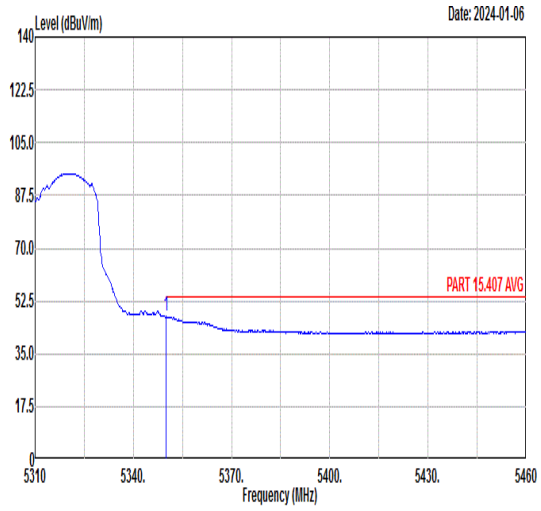 Freq Level Limit Line Margin (dB) Read Level Ant Factor Cable Loss Preamp Factor APos TPos Remark MHz dBuV/m dBuV/m dBuV dB/m dB dB cm deg 1 5350.05 47.33 54.00 -6.67 34.18 35.99 9.37 32.21 274 162 AVERAGE	Blank

Mode	62	
	Harmonic	
	U-NII-2A_5.25-5.35_802.11ax HE40_CH62_Full_5310MHz	
ANT	CDD	
Pol.	Horizontal	Vertical
Peak Avg	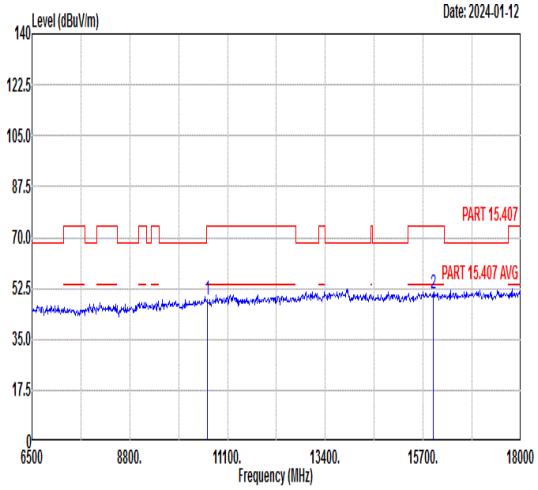 Freq Level Limit Line Margin Read Level Ant Factor Cable Loss Preamp Factor APos TPos Remark MHz dBuV/m dBuV/m dB dBuV dB/m dB dB cm deg 1 10620.00 48.44 74.00 -25.56 60.90 38.85 12.25 63.56 --- --- Peak 2 15930.00 50.46 74.00 -23.54 58.78 41.04 14.76 64.12 --- --- Peak	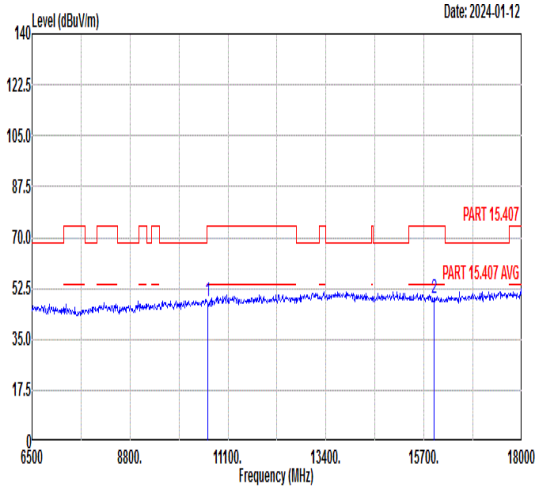 Freq Level Limit Line Margin Read Level Ant Factor Cable Loss Preamp Factor APos TPos Remark MHz dBuV/m dBuV/m dB dBuV dB/m dB dB cm deg 1 10620.00 47.90 74.00 -26.10 60.36 38.85 12.25 63.56 --- --- Peak 2 15930.00 49.21 74.00 -24.79 57.53 41.04 14.76 64.12 --- --- Peak

Mode	63	
	Band Edge - L	
	U-NII-2C_5.47-5.725_802.11ax HE40_CH102_Full_5510MHz	
ANT	CDD	
Pol.	Horizontal	Fundamental
Peak	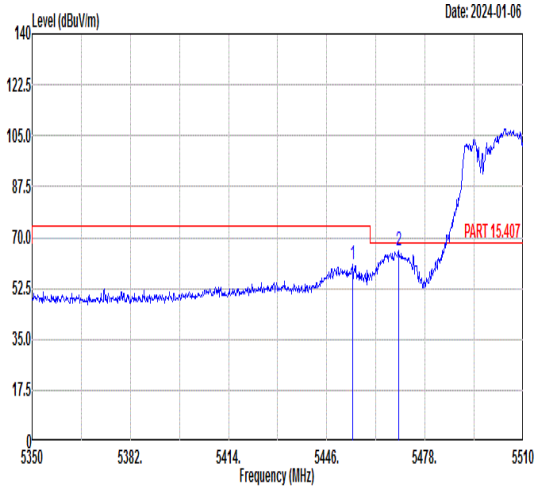 Freq Level Limit Line Margin (dB) Read Level Ant Factor Cable Loss Preamp Factor APos TPos Remark MHz dBuV/m dBuV/m dBuV dB/m dB dB cm deg 1 5454.48 60.95 74.00 -13.05 47.40 35.93 9.68 32.06 300 241 PEAK 2 5469.36 65.36 68.30 -2.94 51.79 35.92 9.69 32.04 300 241 PEAK	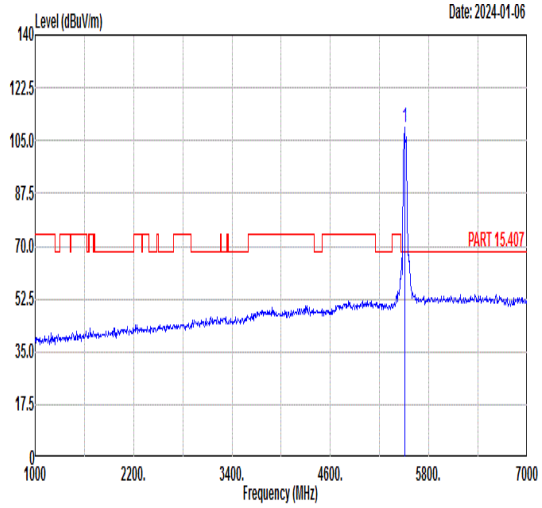 Freq Level Limit Line Margin (dB) Read Level Ant Factor Cable Loss Preamp Factor APos TPos Remark MHz dBuV/m dBuV/m dBuV dB/m dB dB cm deg 1 5510.00 109.12 ------ ------ 95.51 35.91 9.71 32.01 300 241 PEAK
Avg	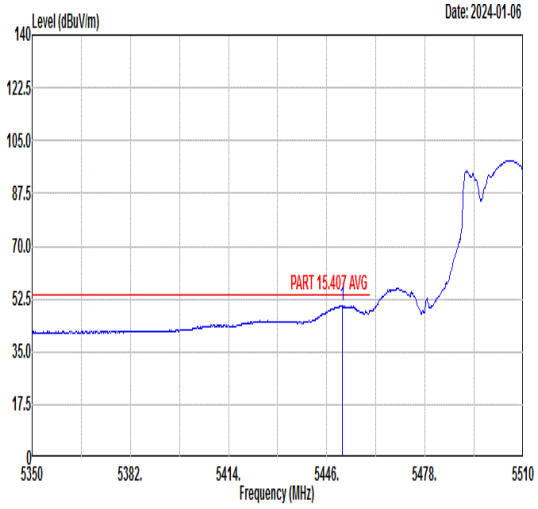 Freq Level Limit Line Margin (dB) Read Level Ant Factor Cable Loss Preamp Factor APos TPos Remark MHz dBuV/m dBuV/m dBuV dB/m dB dB cm deg 1 5451.12 50.23 54.00 -3.77 36.69 35.93 9.68 32.07 300 241 AVERAGE	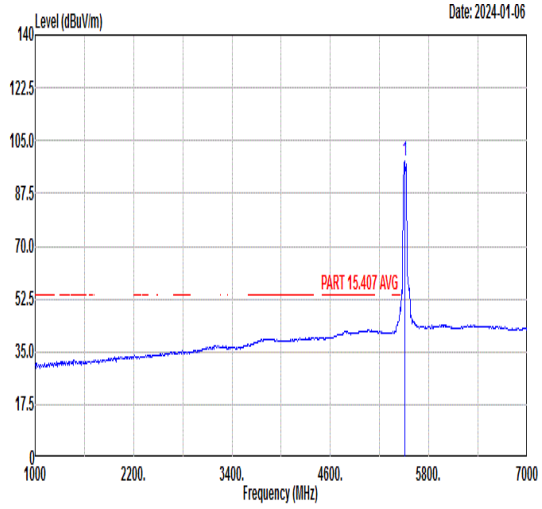 Freq Level Limit Line Margin (dB) Read Level Ant Factor Cable Loss Preamp Factor APos TPos Remark MHz dBuV/m dBuV/m dBuV dB/m dB dB cm deg 1 5510.00 98.09 ------ ------ 84.48 35.91 9.71 32.01 300 241 AVERAGE

Mode	63	
	Band Edge - R	
	U-NII-2C_5.47-5.725_802.11ax HE40_CH102_Full_5510MHz	
ANT	CDD	
Pol.	Horizontal	Fundamental
Peak	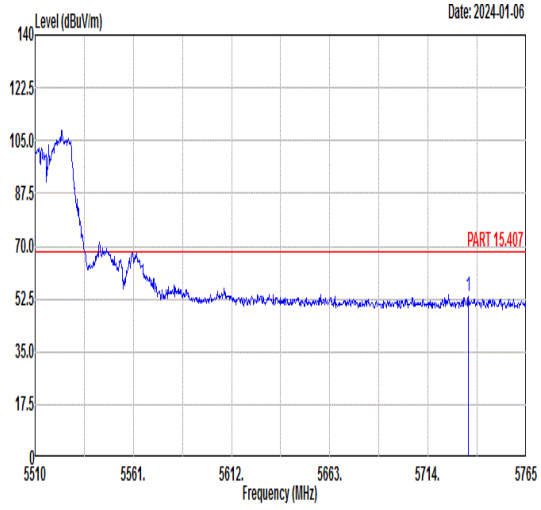 Freq Level Limit Line Margin (dB) Read Level Ant Factor Cable Loss Preamp Factor APos TPos Remark MHz dBuV/m dBuV/m dBuV dB/m dB dB cm deg 1 5734.91 53.33 68.30 -14.97 39.29 36.23 10.04 32.23 300 241 PEAK	Blank

Mode	63
	Band Edge - L
	U-NII-2C_5.47-5.725_802.11ax HE40_CH102_Full_5510MHz
ANT	CDD

Pol.	Vertical	Fundamental
Peak	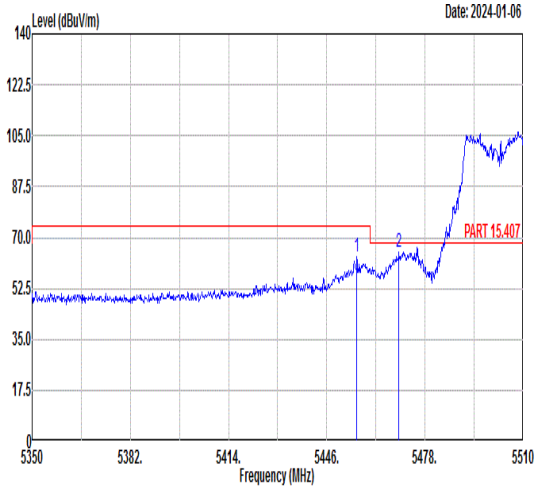 Freq Level Limit Line Margin (dB) Read Level Ant Factor Cable Loss Preamp Factor APos TPos Remark MHz dBuV/m dBuV/m dBuV dB/m dB dB cm deg 1 5455.76 63.15 74.00 -10.85 49.59 35.93 9.69 32.06 332 196 PEAK 2 5469.52 65.14 68.30 -3.16 51.57 35.92 9.69 32.04 332 196 PEAK	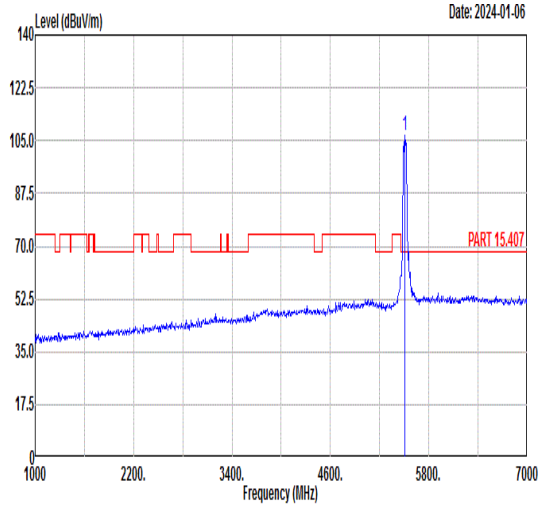 Freq Level Limit Line Margin (dB) Read Level Ant Factor Cable Loss Preamp Factor APos TPos Remark MHz dBuV/m dBuV/m dBuV dB/m dB dB cm deg 1 5510.00 106.83 ------ ------ 93.22 35.91 9.71 32.01 332 196 PEAK
Avg	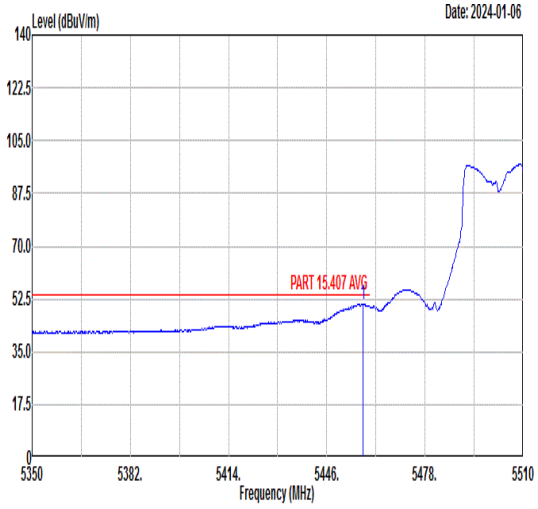 Freq Level Limit Line Margin (dB) Read Level Ant Factor Cable Loss Preamp Factor APos TPos Remark MHz dBuV/m dBuV/m dBuV dB/m dB dB cm deg 1 5457.68 50.82 54.00 -3.18 37.26 35.93 9.69 32.06 332 196 AVERAGE	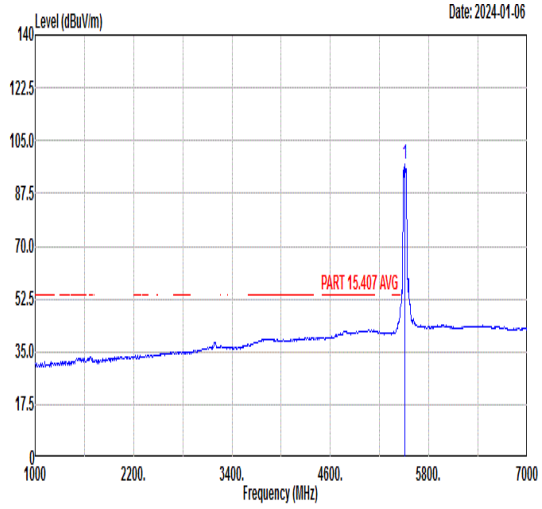 Freq Level Limit Line Margin (dB) Read Level Ant Factor Cable Loss Preamp Factor APos TPos Remark MHz dBuV/m dBuV/m dBuV dB/m dB dB cm deg 1 5510.00 97.09 ------ ------ 83.47 35.92 9.71 32.01 332 196 AVERAGE

Mode	63	
	Band Edge - R	
	U-NII-2C_5.47-5.725_802.11ax HE40_CH102_Full_5510MHz	
ANT	CDD	
Pol.	Vertical	Fundamental
Peak	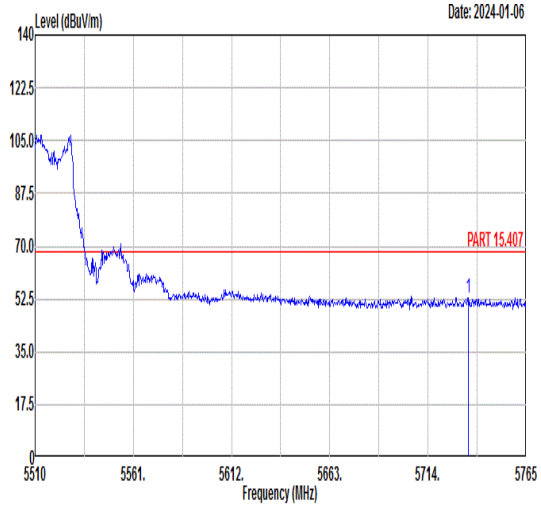 Freq Level Limit Line Margin (dB) Read Level Ant Factor Cable Loss Preamp Factor APos TPos Remark MHz dBuV/m dBuV/m dBuV dB/m dB dB cm deg 1 5734.91 53.05 68.30 -15.25 39.01 36.23 10.04 32.23 332 196 PEAK	Blank

Mode	63	
	Harmonic	
	U-NII-2C_5.47-5.725_802.11ax HE40_CH102_Full_5510MHz	
ANT	CDD	
Pol.	Horizontal	Vertical
Peak Avg	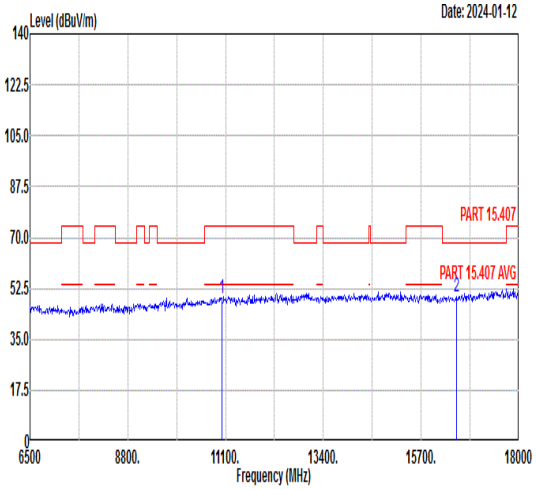 Freq Level Limit Line Margin Read Level Ant Factor Cable Loss Preamp Factor APos TPos Remark MHz dBuV/m dBuV/m dB dBuV dB/m dB dB cm deg 1 11020.00 48.99 74.00 -25.01 60.86 39.01 12.54 63.42 --- --- Peak 2 16530.00 49.91 68.30 -18.39 58.05 41.36 15.19 64.69 --- --- Peak	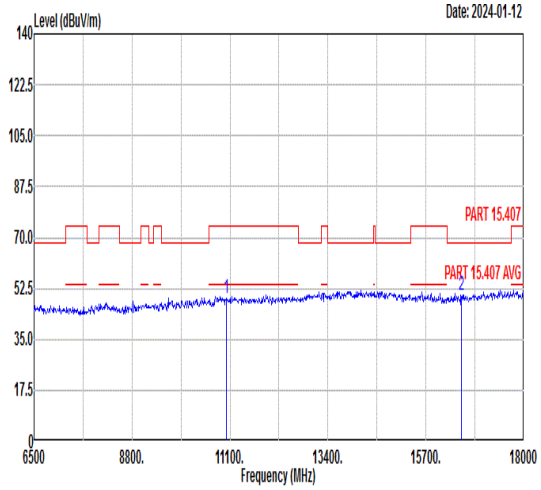 Freq Level Limit Line Margin Read Level Ant Factor Cable Loss Preamp Factor APos TPos Remark MHz dBuV/m dBuV/m dB dBuV dB/m dB dB cm deg 1 11020.00 49.26 74.00 -24.74 61.13 39.01 12.54 63.42 --- --- Peak 2 16530.00 50.11 68.30 -18.19 58.25 41.36 15.19 64.69 --- --- Peak

Mode	64	
	Harmonic	
	U-NII-2C_5.47-5.725_802.11ax HE40_CH110_Full_5550MHz	
ANT	CDD	
Pol.	Horizontal	Vertical
Peak Avg	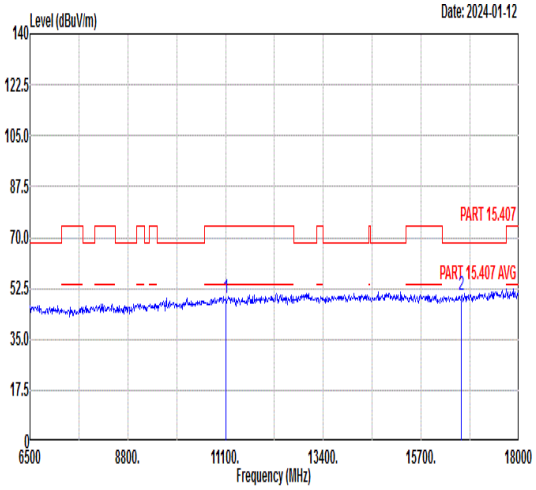 Freq Level Limit Line Margin Read Level Ant Factor Cable Loss Preamp Factor APos TPos Remark MHz dBuV/m dBuV/m dB dBuV dB/m dB dB cm deg 1 11100.00 49.13 74.00 -24.87 60.92 39.04 12.59 63.42 --- --- Peak 2 16650.00 49.95 68.30 -18.35 58.07 41.42 15.28 64.82 --- --- Peak	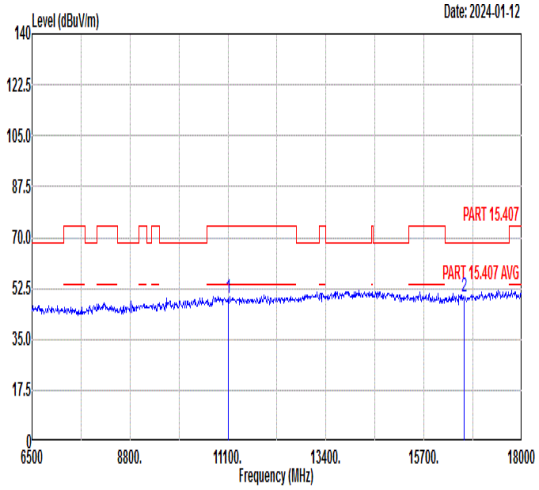 Freq Level Limit Line Margin Read Level Ant Factor Cable Loss Preamp Factor APos TPos Remark MHz dBuV/m dBuV/m dB dBuV dB/m dB dB cm deg 1 11100.00 49.30 74.00 -24.70 61.09 39.04 12.59 63.42 --- --- Peak 2 16650.00 49.55 68.30 -18.75 57.67 41.42 15.28 64.82 --- --- Peak

Mode	65
	Band Edge - L
	U-NII-2C_5.47-5.725_802.11ax HE40_CH134_Full_5670MHz
ANT	CDD

Pol.	Horizontal	Fundamental
Peak	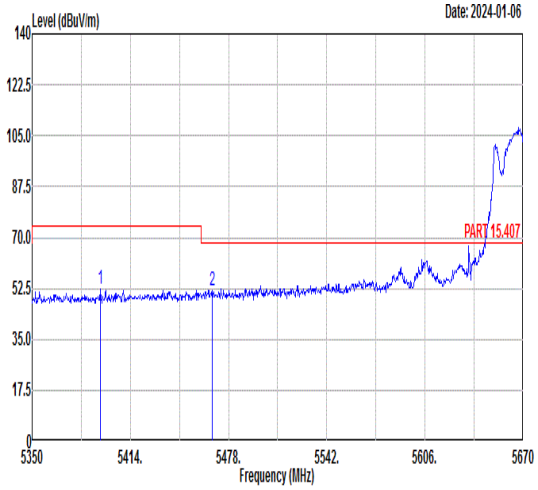 Freq Level Limit Line Margin (dB) Read Level Ant Factor Cable Loss Preamp Factor APos TPos Remark MHz dBuV/m dBuV/m dBuV dB/m dB dB cm deg 1 5394.48 52.18 74.00 -21.82 38.77 35.96 9.60 32.15 303 110 PEAK 2 5467.44 51.88 68.30 -16.42 38.32 35.92 9.69 32.05 303 110 PEAK	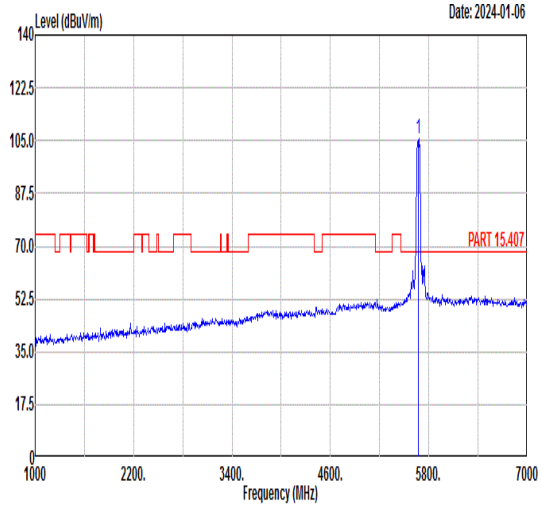 Freq Level Limit Line Margin (dB) Read Level Ant Factor Cable Loss Preamp Factor APos TPos Remark MHz dBuV/m dBuV/m dBuV dB/m dB dB cm deg 1 5670.00 105.57 ------ ------ 91.66 36.16 9.94 32.19 303 110 PEAK
Avg	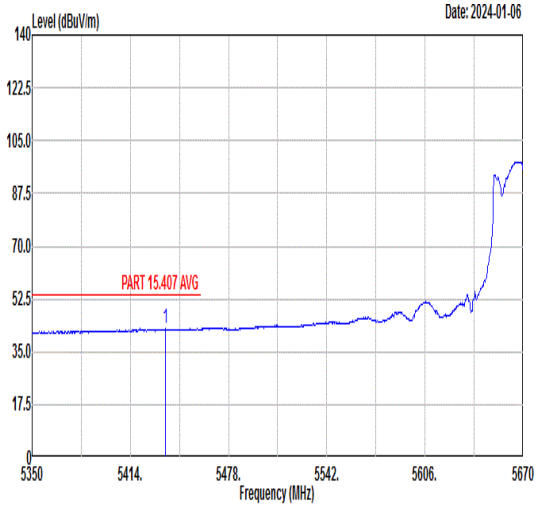 Freq Level Limit Line Margin (dB) Read Level Ant Factor Cable Loss Preamp Factor APos TPos Remark MHz dBuV/m dBuV/m dBuV dB/m dB dB cm deg 1 5437.04 42.57 54.00 -11.43 29.04 35.94 9.68 32.09 303 110 AVERAGE	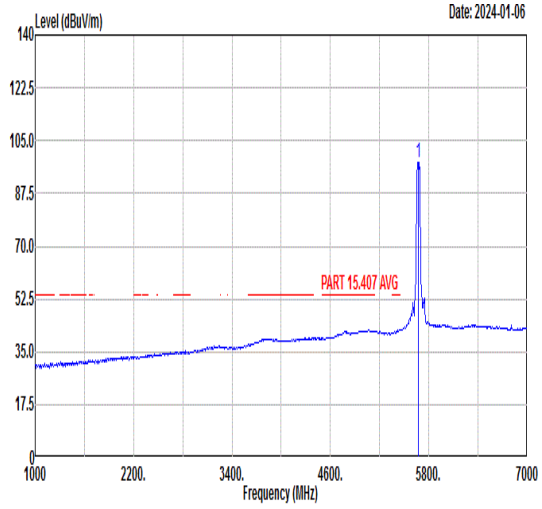 Freq Level Limit Line Margin (dB) Read Level Ant Factor Cable Loss Preamp Factor APos TPos Remark MHz dBuV/m dBuV/m dBuV dB/m dB dB cm deg 1 5670.00 97.95 ------ ------ 84.08 36.14 9.90 32.17 303 110 AVERAGE

Mode	65	
	Band Edge - R	
	U-NII-2C_5.47-5.725_802.11ax HE40_CH134_Full_5670MHz	
ANT	CDD	
Pol.	Horizontal	Fundamental
Peak	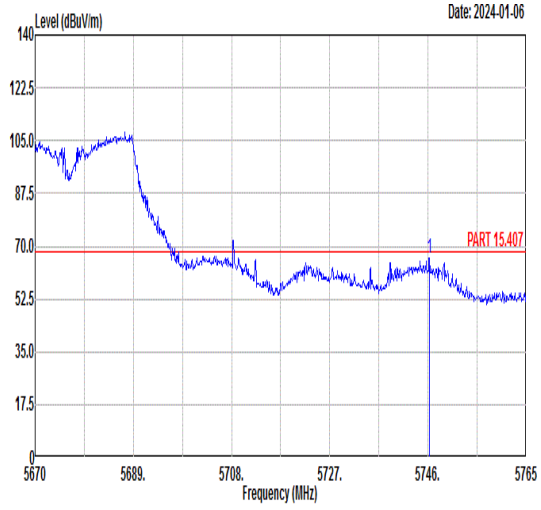 Freq Level Limit Line Margin (dB) Read Level Ant Factor Cable Loss Preamp Factor APos TPos Remark MHz dBuV/m dBuV/m dBuV dB/m dB dB cm deg 1 5746.29 66.26 68.30 -2.04 52.21 36.24 10.06 32.25 303 110 PEAK	Blank

Mode	65
	Band Edge - L
	U-NII-2C_5.47-5.725_802.11ax HE40_CH134_Full_5670MHz
ANT	CDD

Pol.	Vertical	Fundamental
Peak	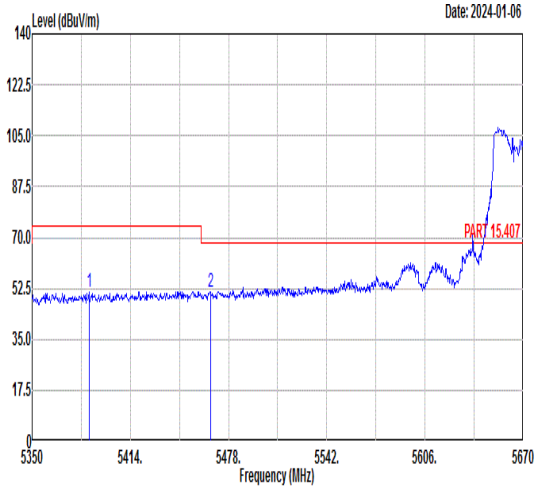 Freq Level Limit Line Margin (dB) Read Level Ant Factor Cable Loss Preamp Factor APos TPos Remark MHz dBuV/m dBuV/m dBuV dB/m dB dB cm deg 1 5387.12 51.44 74.00 -22.56 38.07 35.97 9.56 32.16 367 177 PEAK 2 5466.16 51.21 68.30 -17.09 37.65 35.92 9.69 32.05 367 177 PEAK	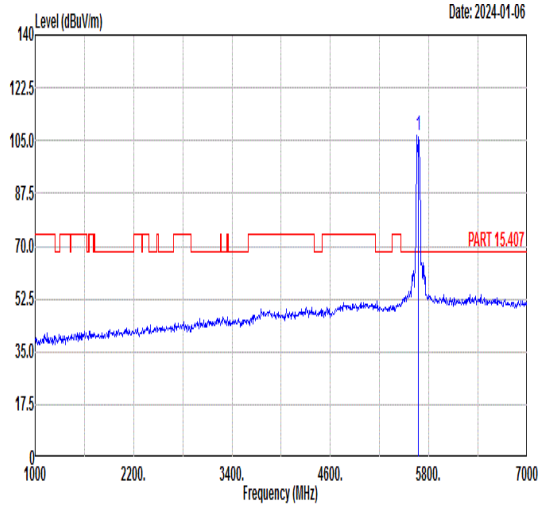 Freq Level Limit Line Margin (dB) Read Level Ant Factor Cable Loss Preamp Factor APos TPos Remark MHz dBuV/m dBuV/m dBuV dB/m dB dB cm deg 1 5670.00 106.87 ------ ------ 93.05 36.11 9.86 32.15 367 177 PEAK
Avg	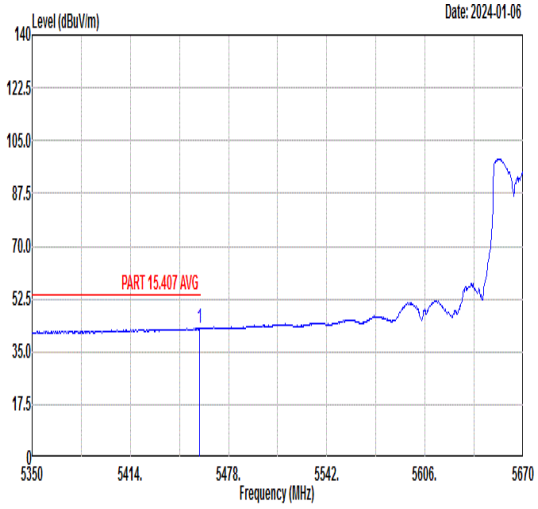 Freq Level Limit Line Margin (dB) Read Level Ant Factor Cable Loss Preamp Factor APos TPos Remark MHz dBuV/m dBuV/m dBuV dB/m dB dB cm deg 1 5459.12 42.82 54.00 -11.18 29.27 35.92 9.69 32.06 367 177 AVERAGE	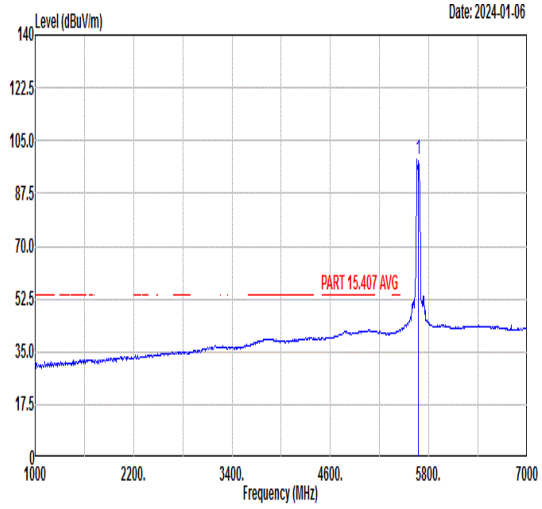 Freq Level Limit Line Margin (dB) Read Level Ant Factor Cable Loss Preamp Factor APos TPos Remark MHz dBuV/m dBuV/m dBuV dB/m dB dB cm deg 1 5670.00 98.75 ------ ------ 84.92 36.12 9.87 32.16 367 177 AVERAGE

Mode	65	
	Band Edge - R	
	U-NII-2C_5.47-5.725_802.11ax HE40_CH134_Full_5670MHz	
ANT	CDD	
Pol.	Vertical	Fundamental
Peak	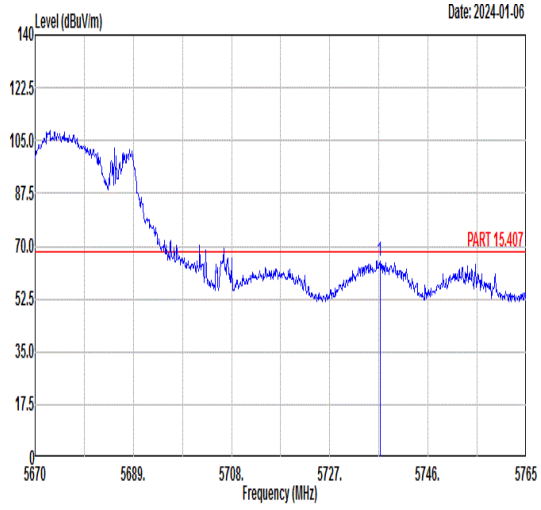 Freq Level Limit Line Margin (dB) Read Level Ant Factor Cable Loss Preamp Factor APos TPos Remark MHz dBuV/m dBuV/m dBuV dB/m dB dB cm deg 1 5736.69 64.99 68.30 -3.31 50.96 36.23 10.04 32.24 367 177 PEAK	Blank

Mode	65	
	Harmonic	
	U-NII-2C_5.47-5.725_802.11ax HE40_CH134_Full_5670MHz	
ANT	CDD	
Pol.	Horizontal	Vertical
Peak Avg	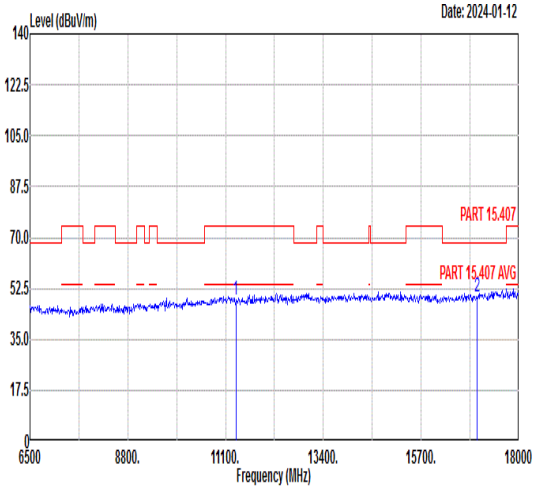 Freq Level Limit Line Margin Read Level Ant Factor Cable Loss Preamp Factor APos TPos Remark MHz dBuV/m dBuV/m dB dBuV dB/m dB dB cm deg 1 11340.00 48.46 74.00 -25.54 59.99 39.14 12.77 63.44 --- --- Peak 2 17010.00 49.87 68.30 -18.43 57.90 41.61 15.55 65.19 --- --- Peak	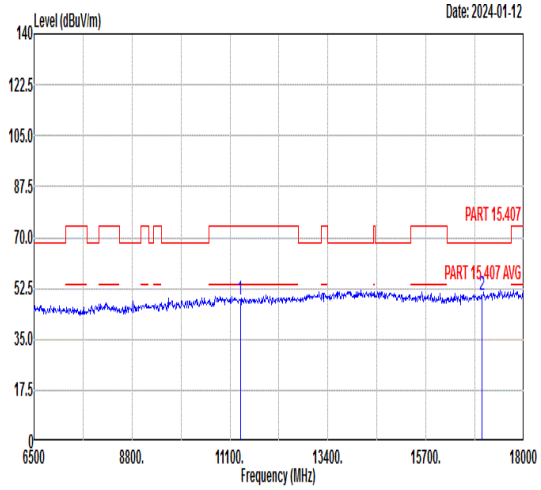 Freq Level Limit Line Margin Read Level Ant Factor Cable Loss Preamp Factor APos TPos Remark MHz dBuV/m dBuV/m dB dBuV dB/m dB dB cm deg 1 11340.00 48.78 74.00 -25.22 60.31 39.14 12.77 63.44 --- --- Peak 2 17010.00 50.12 68.30 -18.18 58.15 41.61 15.55 65.19 --- --- Peak

Mode	66	
	Band Edge - L	
	U-NII-1_5.15-5.25_802.11ax HE80_CH42_Full_5210MHz	
ANT	CDD	
Pol.	Horizontal	Fundamental
Peak	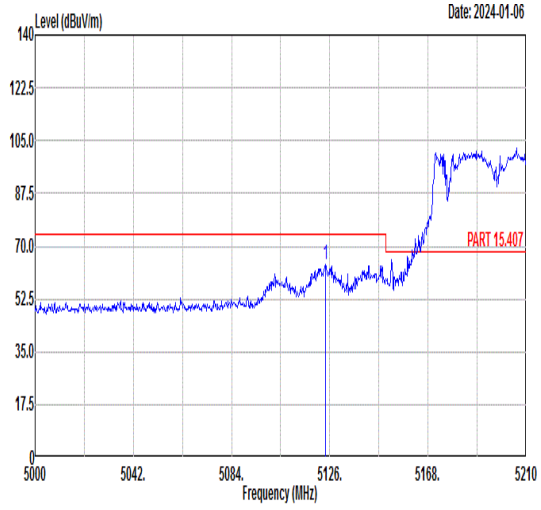 Freq Level Limit Line Margin Read Level Ant Factor Cable Loss Preamp Factor APos TPos Remark MHz dBuV/m dBuV/m dB dBuV dB/m dB dB cm deg 1 5124.32 63.97 74.00 -10.03 51.88 36.13 8.49 32.53 379 112 PEAK	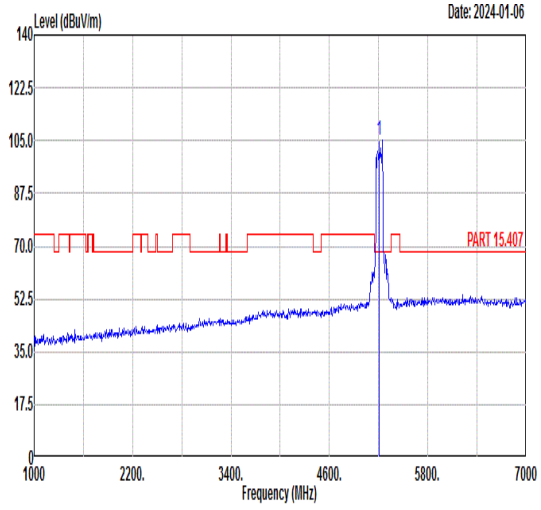 Freq Level Limit Line Margin Read Level Ant Factor Cable Loss Preamp Factor APos TPos Remark MHz dBuV/m dBuV/m dB dBuV dB/m dB dB cm deg 1 5210.00 104.98 ------ ------ 92.44 36.05 8.84 32.35 379 112 PEAK
Avg	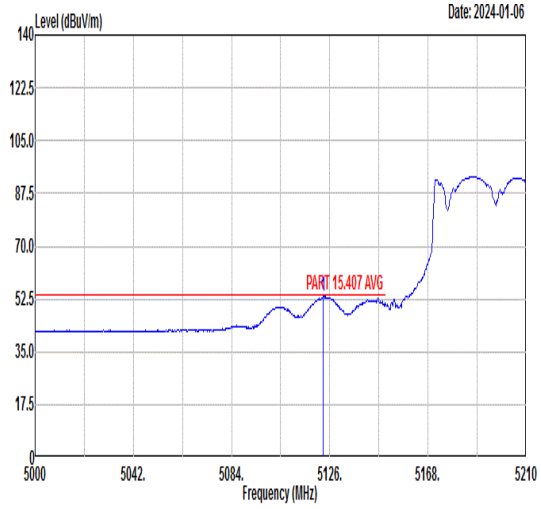 Freq Level Limit Line Margin Read Level Ant Factor Cable Loss Preamp Factor APos TPos Remark MHz dBuV/m dBuV/m dB dBuV dB/m dB dB cm deg 1 5123.27 53.25 54.00 -0.75 41.16 36.13 8.49 32.53 379 112 AVERAGE	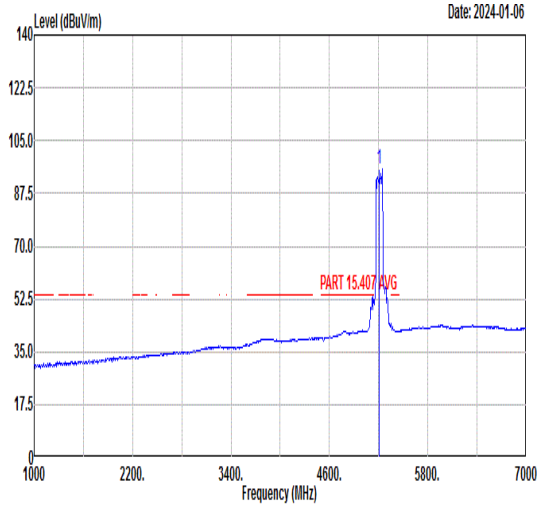 Freq Level Limit Line Margin Read Level Ant Factor Cable Loss Preamp Factor APos TPos Remark MHz dBuV/m dBuV/m dB dBuV dB/m dB dB cm deg 1 5210.00 95.84 ------ ------ 83.30 36.05 8.84 32.35 379 112 AVERAGE

Mode	66	
	Band Edge - R	
	U-NII-1_5.15-5.25_802.11ax HE80_CH42_Full_5210MHz	
ANT	CDD	
Pol.	Horizontal	Fundamental
Peak	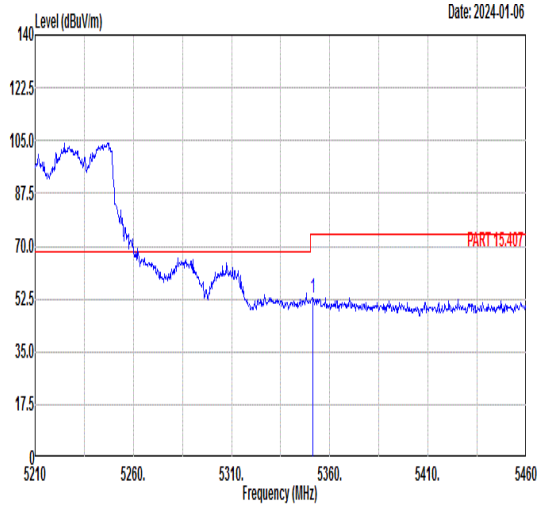 Freq Level Limit Line Margin Read Level Ant Factor Cable Loss Preamp Factor APos TPos Remark MHz dBuV/m dBuV/m dB dBuV dB/m dB dB cm deg 1 5351.25 52.99 74.00 -21.01 39.84 35.99 9.37 32.21 379 112 PEAK	Blank
Avg	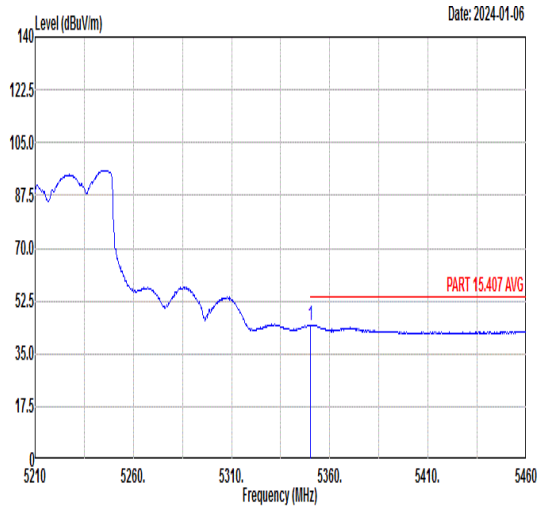 Freq Level Limit Line Margin Read Level Ant Factor Cable Loss Preamp Factor APos TPos Remark MHz dBuV/m dBuV/m dB dBuV dB/m dB dB cm deg 1 5350.00 44.58 54.00 -9.42 31.44 35.99 9.36 32.21 379 112 AVERAGE	Blank

Mode	66	
	Band Edge - L	
	U-NII-1_5.15-5.25_802.11ax HE80_CH42_Full_5210MHz	
ANT	CDD	
Pol.	Vertical	Fundamental
Peak	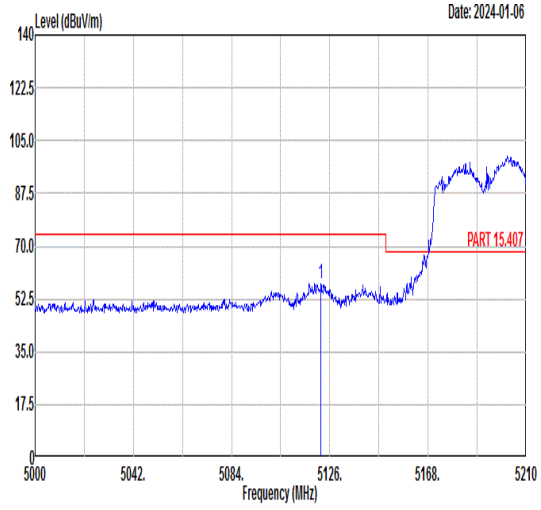 Freq Level Limit Line Margin Read Level Ant Factor Cable Loss Preamp Factor APos TPos Remark MHz dBuV/m dBuV/m dB dBuV dB/m dB dB cm deg 1 5122.22 57.77 74.00 -16.23 45.69 36.13 8.48 32.53 400 135 PEAK	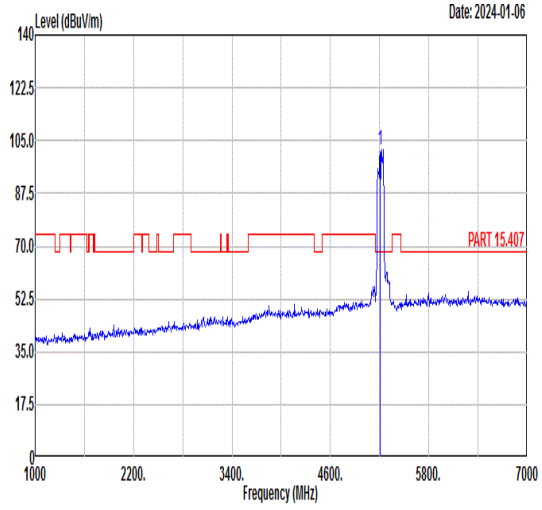 Freq Level Limit Line Margin Read Level Ant Factor Cable Loss Preamp Factor APos TPos Remark MHz dBuV/m dBuV/m dB dBuV dB/m dB dB cm deg 1 5210.00 102.05 ------ ------ 89.51 36.05 8.84 32.35 400 135 PEAK
Avg	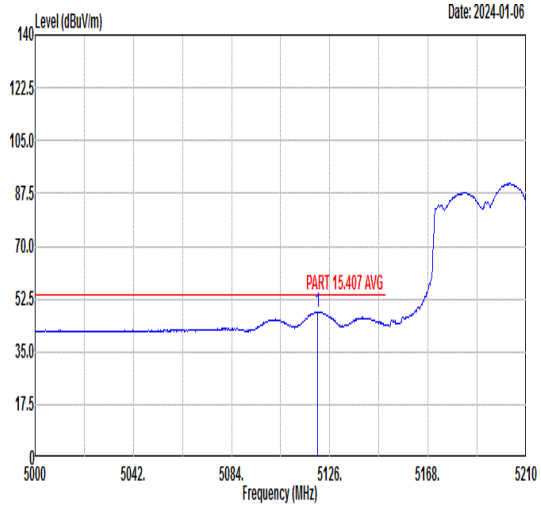 Freq Level Limit Line Margin Read Level Ant Factor Cable Loss Preamp Factor APos TPos Remark MHz dBuV/m dBuV/m dB dBuV dB/m dB dB cm deg 1 5120.75 48.12 54.00 -5.88 36.04 36.13 8.48 32.53 400 135 AVERAGE	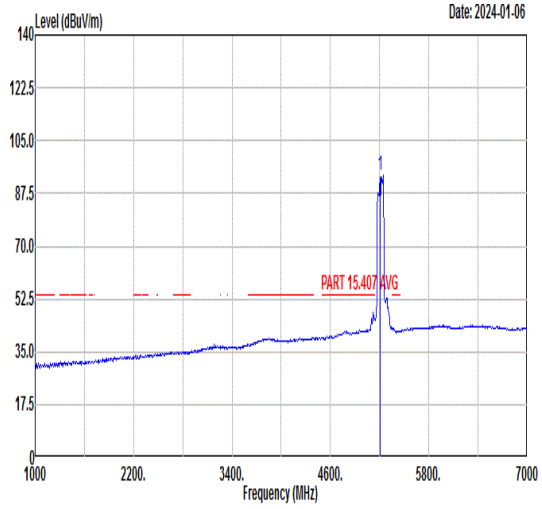 Freq Level Limit Line Margin Read Level Ant Factor Cable Loss Preamp Factor APos TPos Remark MHz dBuV/m dBuV/m dB dBuV dB/m dB dB cm deg 1 5210.00 93.71 ------ ------ 81.21 36.05 8.81 32.36 400 135 AVERAGE

Mode	66	
	Band Edge - R	
	U-NII-1_5.15-5.25_802.11ax HE80_CH42_Full_5210MHz	
ANT	CDD	
Pol.	Vertical	Fundamental
Peak	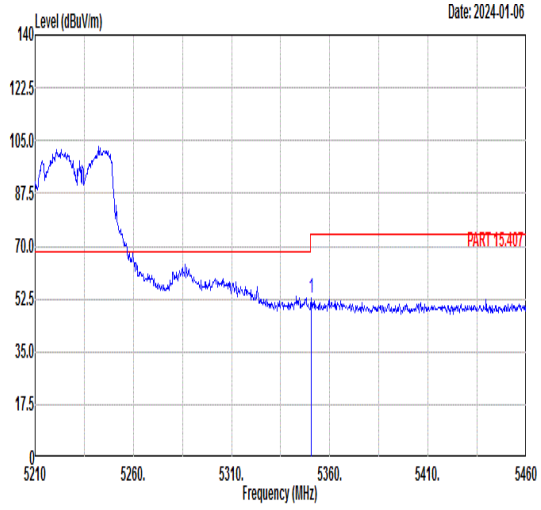 Freq Level Limit Line Margin Read Level Ant Factor Cable Loss Preamp Factor APos TPos Remark MHz dBuV/m dBuV/m dB dBuV dB/m dB dB cm deg 1 5350.75 52.69 74.00 -21.31 39.54 35.99 9.37 32.21 400 135 PEAK	Blank
Avg	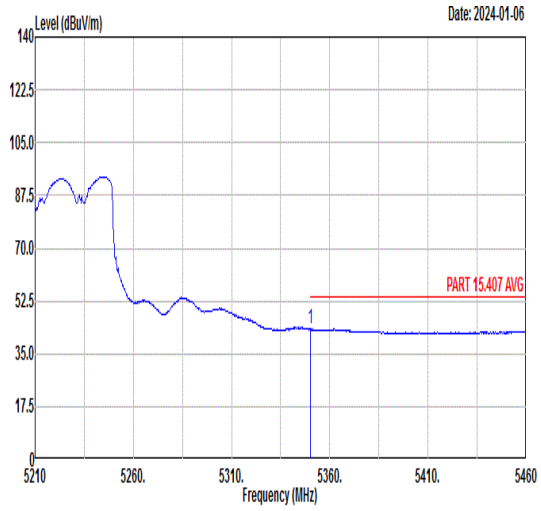 Freq Level Limit Line Margin Read Level Ant Factor Cable Loss Preamp Factor APos TPos Remark MHz dBuV/m dBuV/m dB dBuV dB/m dB dB cm deg 1 5350.00 43.32 54.00 -10.68 30.18 35.99 9.36 32.21 400 135 AVERAGE	Blank

Mode	66	
	Harmonic	
	U-NII-1_5.15-5.25_802.11ax HE80_CH42_Full_5210MHz	
ANT	CDD	
Pol.	Horizontal	Vertical
Peak Avg	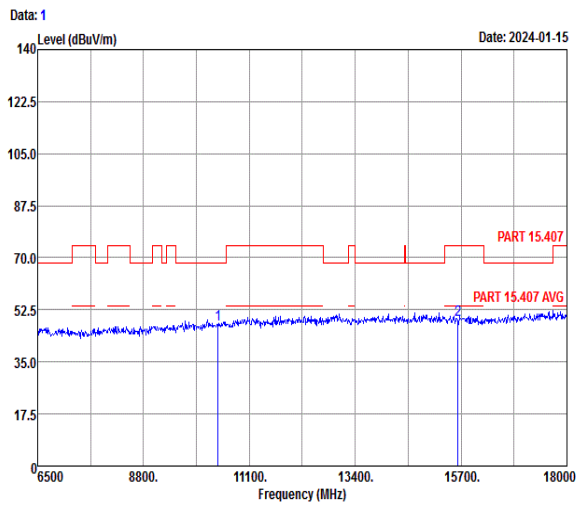 Freq Level Over Limit Limit Line ReadAntenna Level Antenna Factor Cable Loss Preamp Factor A/Pos T/Pos Remark MHz dBuV/m dB dBuV/m dBuV dB/m dB dB cm deg 1 * 10420.00 47.39 -20.91 68.30 60.13 38.77 12.12 63.63 --- --- Peak 2 15630.00 49.04 -24.96 74.00 57.64 40.80 14.62 64.02 --- --- Peak	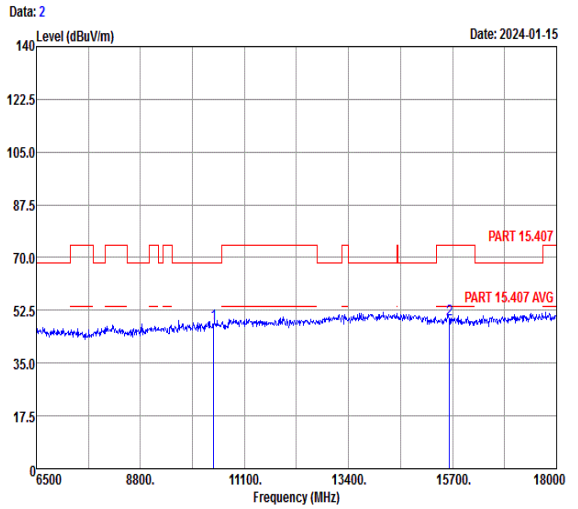 Freq Level Over Limit Limit Line ReadAntenna Level Antenna Factor Cable Loss Preamp Factor A/Pos T/Pos Remark MHz dBuV/m dB dBuV/m dBuV dB/m dB dB cm deg 1 * 10420.00 47.96 -20.34 68.30 60.70 38.77 12.12 63.63 --- --- Peak 2 15630.00 49.46 -24.54 74.00 58.06 40.80 14.62 64.02 --- --- Peak

Mode	67	
	Band Edge - L	
	U-NII-2A_5.25-5.35_802.11ax HE80_CH58_Full_5290MHz	
ANT	CDD	
Pol.	Horizontal	Fundamental
Peak	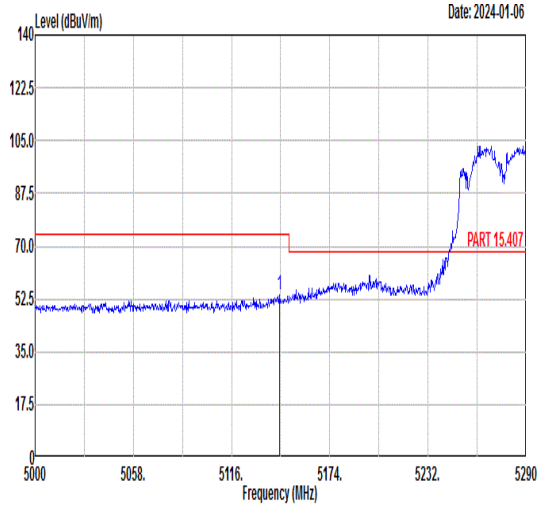 Freq Level Limit Line Margin Read Level Ant Factor Cable Loss Preamp Factor APos TPos Remark MHz dBuV/m dBuV/m dB dBuV dB/m dB dB cm deg 1 5144.42 53.90 74.00 -20.10 41.76 36.11 8.53 32.50 305 119 PEAK	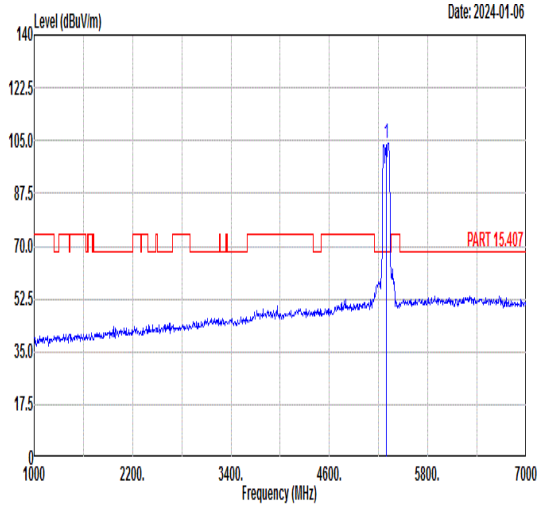 Freq Level Limit Line Margin Read Level Ant Factor Cable Loss Preamp Factor APos TPos Remark MHz dBuV/m dBuV/m dB dBuV dB/m dB dB cm deg 1 5290.00 104.08 ------ ------ 91.08 36.00 9.24 32.24 305 119 PEAK
Avg	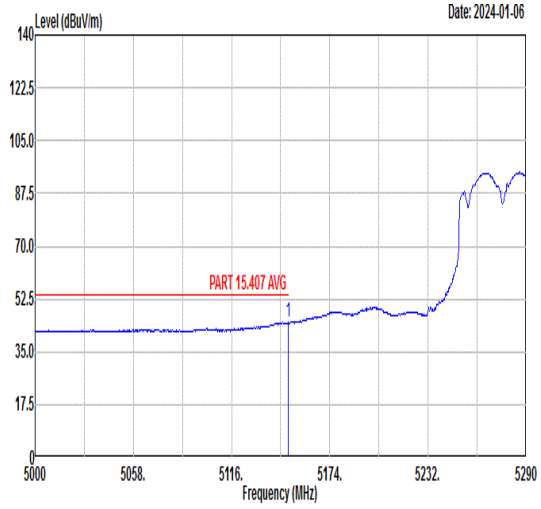 Freq Level Limit Line Margin Read Level Ant Factor Cable Loss Preamp Factor APos TPos Remark MHz dBuV/m dBuV/m dB dBuV dB/m dB dB cm deg 1 5149.35 44.70 54.00 -9.30 32.55 36.11 8.53 32.49 305 119 AVERAGE	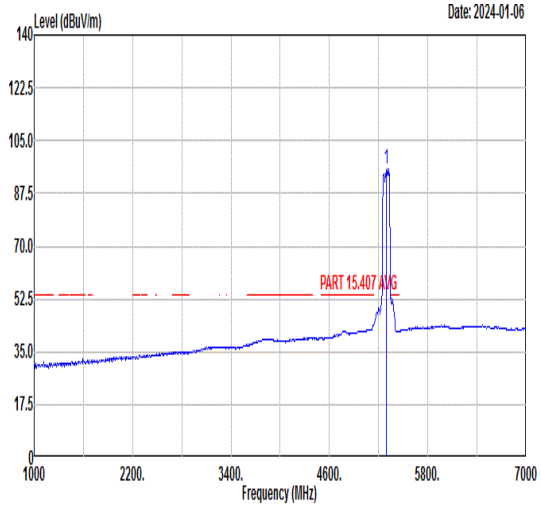 Freq Level Limit Line Margin Read Level Ant Factor Cable Loss Preamp Factor APos TPos Remark MHz dBuV/m dBuV/m dB dBuV dB/m dB dB cm deg 1 5290.00 95.72 ------ ------ 82.82 36.02 9.15 32.27 305 119 AVERAGE

Mode	67	
	Band Edge - R	
	U-NII-2A_5.25-5.35_802.11ax HE80_CH58_Full_5290MHz	
ANT	CDD	
Pol.	Horizontal	Fundamental
Peak	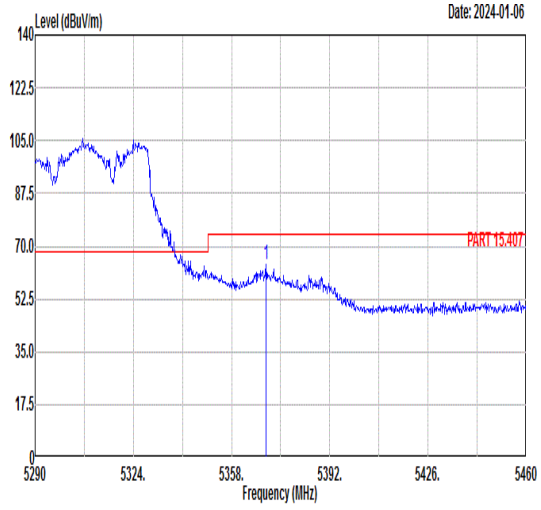 Freq Level Limit Line Margin Read Level Ant Factor Cable Loss Preamp Factor APos TPos Remark MHz dBuV/m dBuV/m dB dBuV dB/m dB dB cm deg 1 5369.90 63.69 74.00 -10.31 50.42 35.98 9.47 32.18 305 119 PEAK	Blank
Avg	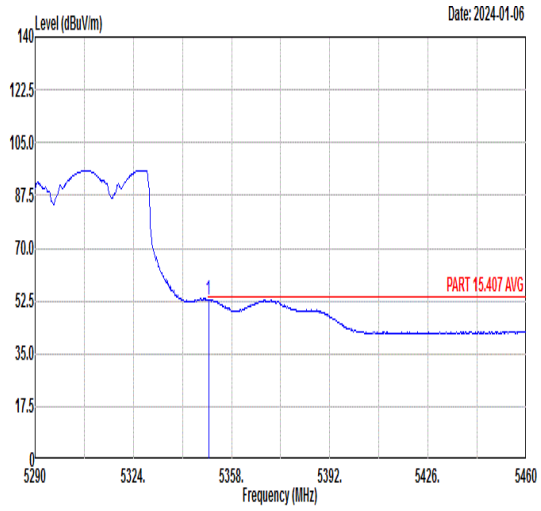 Freq Level Limit Line Margin Read Level Ant Factor Cable Loss Preamp Factor APos TPos Remark MHz dBuV/m dBuV/m dB dBuV dB/m dB dB cm deg 1 5350.01 53.05 54.00 -0.95 39.91 35.99 9.36 32.21 305 119 AVERAGE	Blank

Mode	67	
	Band Edge - L	
	U-NII-2A_5.25-5.35_802.11ax HE80_CH58_Full_5290MHz	
ANT	CDD	
Pol.	Vertical	Fundamental
Peak	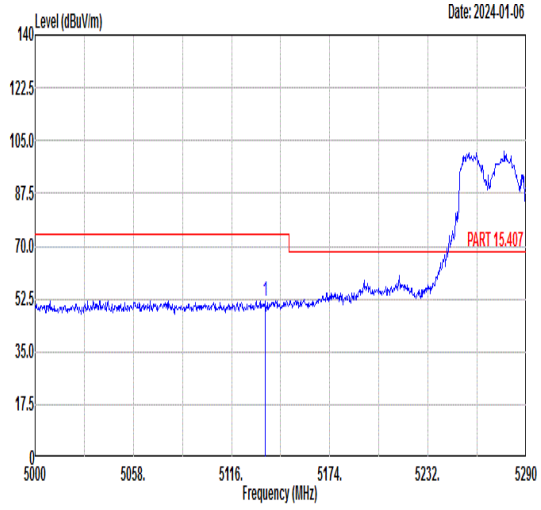 Freq Level Limit Line Margin Read Level Ant Factor Cable Loss Preamp Factor APos TPos Remark MHz dBuV/m dBuV/m dB dBuV dB/m dB dB cm deg 1 5136.01 52.00 74.00 -22.00 39.88 36.12 8.51 32.51 346 170 PEAK	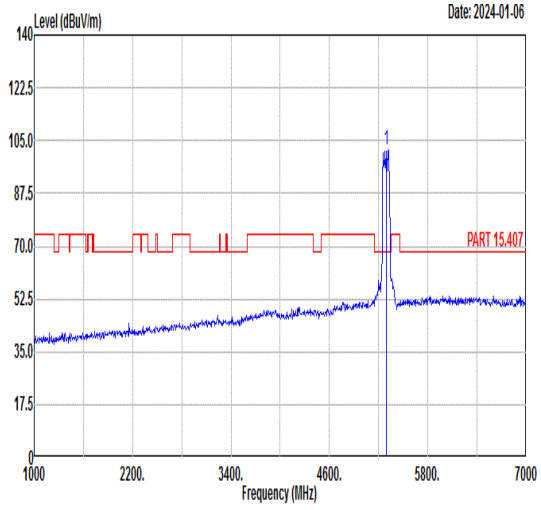 Freq Level Limit Line Margin Read Level Ant Factor Cable Loss Preamp Factor APos TPos Remark MHz dBuV/m dBuV/m dB dBuV dB/m dB dB cm deg 1 5290.00 102.15 ------ ------ 89.18 36.01 9.21 32.25 346 170 PEAK
Avg	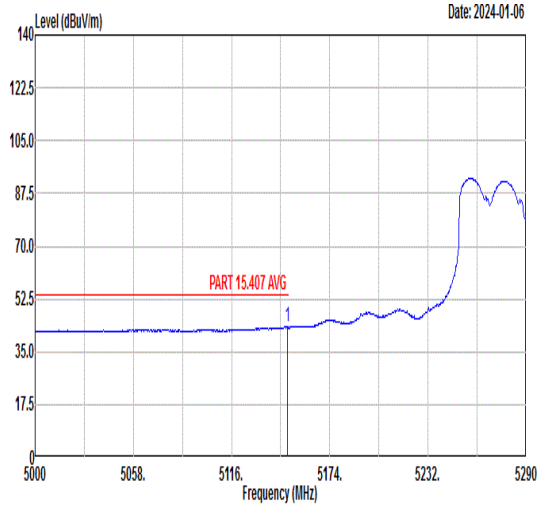 Freq Level Limit Line Margin Read Level Ant Factor Cable Loss Preamp Factor APos TPos Remark MHz dBuV/m dBuV/m dB dBuV dB/m dB dB cm deg 1 5149.06 43.21 54.00 -10.79 31.06 36.11 8.53 32.49 346 170 AVERAGE	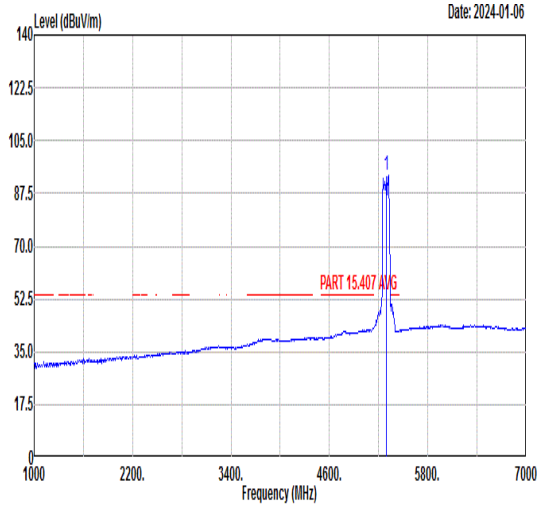 Freq Level Limit Line Margin Read Level Ant Factor Cable Loss Preamp Factor APos TPos Remark MHz dBuV/m dBuV/m dB dBuV dB/m dB dB cm deg 1 5290.00 93.45 ------ ------ 80.48 36.01 9.21 32.25 346 170 AVERAGE

Mode	67	
	Band Edge - R	
	U-NII-2A_5.25-5.35_802.11ax HE80_CH58_Full_5290MHz	
ANT	CDD	
Pol.	Vertical	Fundamental
Peak	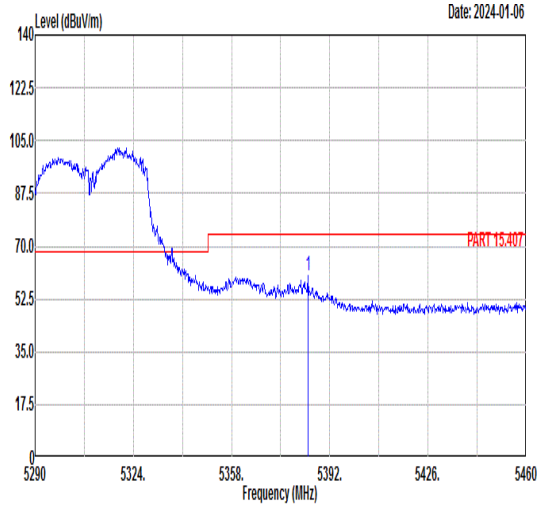 Freq Level Limit Line Margin Read Level Ant Factor Cable Loss Preamp Factor APos TPos Remark MHz dBuV/m dBuV/m dB dBuV dB/m dB dB cm deg 1 5384.35 60.24 74.00 -13.76 46.89 35.97 9.54 32.16 346 170 PEAK	Blank
Avg	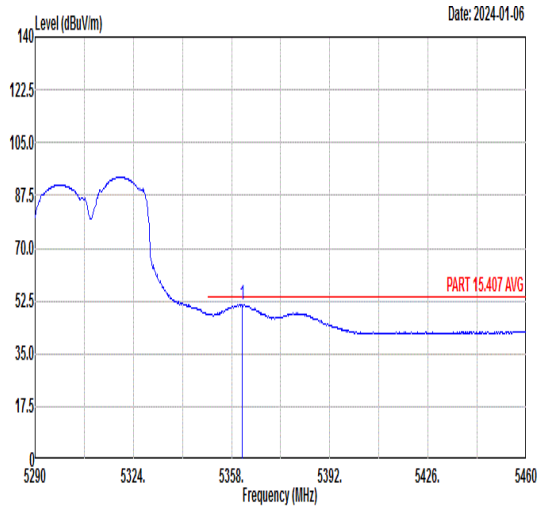 Freq Level Limit Line Margin Read Level Ant Factor Cable Loss Preamp Factor APos TPos Remark MHz dBuV/m dBuV/m dB dBuV dB/m dB dB cm deg 1 5361.74 51.31 54.00 -2.69 38.09 35.98 9.43 32.19 346 170 AVERAGE	Blank

Mode	67	
	Harmonic	
	U-NII-2A_5.25-5.35_802.11ax HE80_CH58_Full_5290MHz	
ANT	CDD	
Pol.	Horizontal	Vertical
Peak Avg	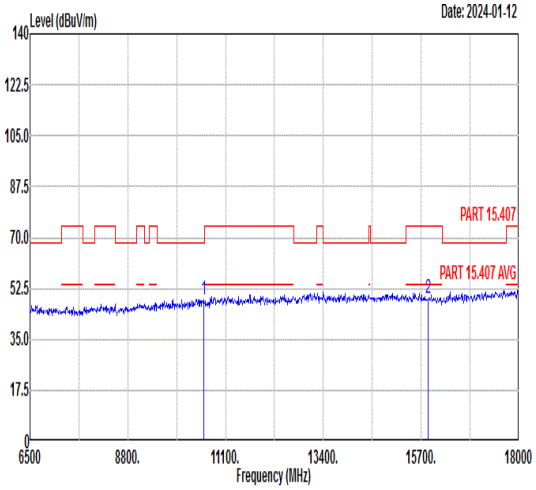 Freq Level Limit Line Margin Read Level Ant Factor Cable Loss Preamp Factor APos TPos Remark MHz dBuV/m dBuV/m dB dBuV dB/m dB dB cm deg 1 10580.00 48.45 68.30 -19.85 60.98 38.83 12.22 63.58 --- --- Peak 2 15870.00 49.04 74.00 -24.96 57.41 41.00 14.73 64.10 --- --- Peak	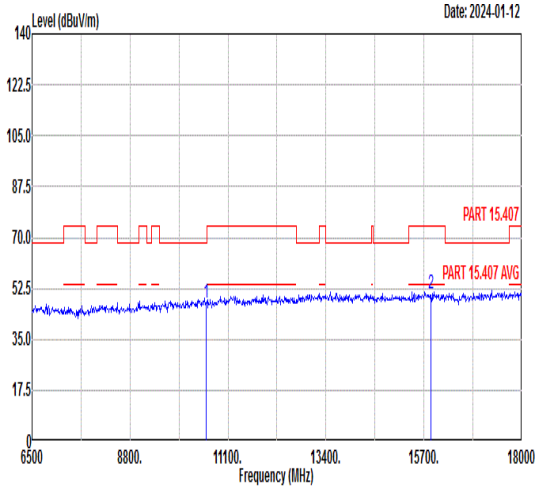 Freq Level Limit Line Margin Read Level Ant Factor Cable Loss Preamp Factor APos TPos Remark MHz dBuV/m dBuV/m dB dBuV dB/m dB dB cm deg 1 10580.00 47.70 68.30 -20.60 60.23 38.83 12.22 63.58 --- --- Peak 2 15870.00 50.80 74.00 -23.20 59.17 41.00 14.73 64.10 --- --- Peak

Mode	68	
	Band Edge - L	
	U-NII-2C_5.47-5.725_802.11ax HE80_CH106_Full_5530MHz	
ANT	CDD	
Pol.	Horizontal	Fundamental
Peak	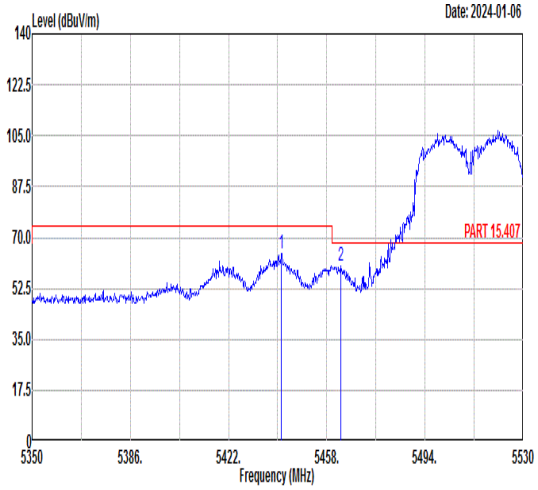 Freq Level Limit Line Margin Read Level Ant Factor Cable Loss Preamp Factor APos TPos Remark MHz dBuV/m dBuV/m dB dBuV dB/m dB dB cm deg 1 5441.44 64.64 74.00 -9.36 51.10 35.94 9.68 32.08 100 143 PEAK 2 5463.22 60.19 68.30 -8.11 46.63 35.92 9.69 32.05 100 143 PEAK	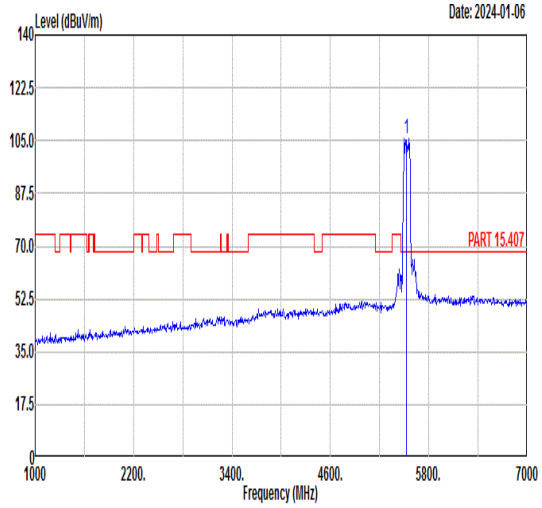 Freq Level Limit Line Margin Read Level Ant Factor Cable Loss Preamp Factor APos TPos Remark MHz dBuV/m dBuV/m dB dBuV dB/m dB dB cm deg 1 5530.00 105.86 ------ ------ 92.20 35.98 9.74 32.06 100 143 PEAK
Avg	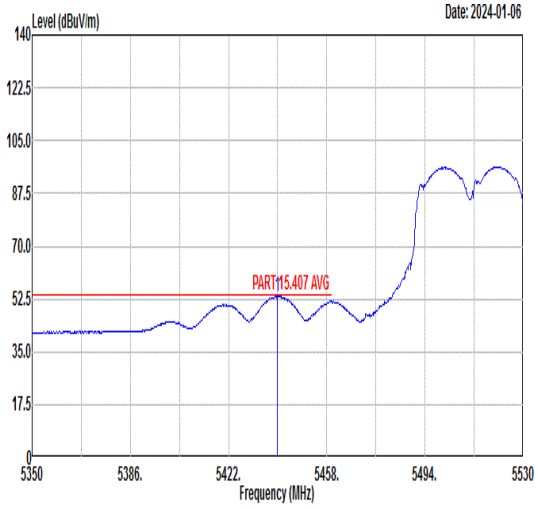 Freq Level Limit Line Margin Read Level Ant Factor Cable Loss Preamp Factor APos TPos Remark MHz dBuV/m dBuV/m dB dBuV dB/m dB dB cm deg 1 5439.82 53.46 54.00 -0.54 39.92 35.94 9.68 32.08 100 143 AVERAGE	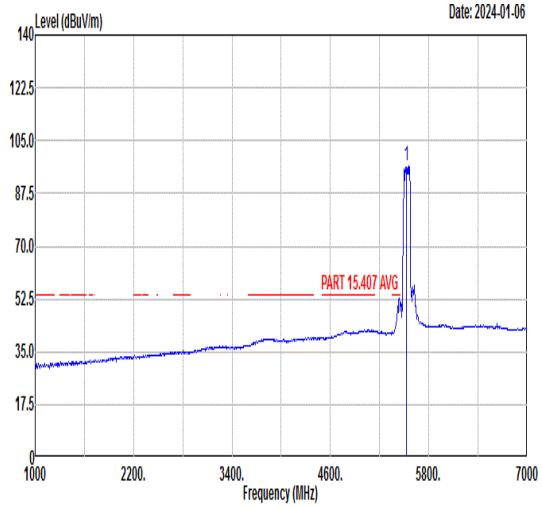 Freq Level Limit Line Margin Read Level Ant Factor Cable Loss Preamp Factor APos TPos Remark MHz dBuV/m dBuV/m dB dBuV dB/m dB dB cm deg 1 5530.00 96.65 ------ ------ 82.99 35.98 9.74 32.06 100 143 AVERAGE

Mode	68	
	Band Edge - R	
	U-NII-2C_5.47-5.725_802.11ax HE80_CH106_Full_5530MHz	
ANT	CDD	
Pol.	Horizontal	Fundamental
Peak	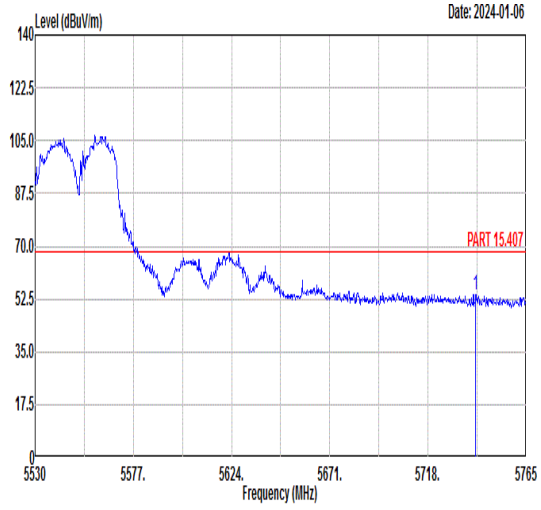 Freq Level Limit Line Margin Read Level Ant Factor Cable Loss Preamp Factor APos TPos Remark MHz dBuV/m dBuV/m dB dBuV dB/m dB dB cm deg 1 5740.80 54.03 68.30 -14.27 39.98 36.24 10.05 32.24 100 143 PEAK	Blank

Mode	68
	Band Edge - L
	U-NII-2C_5.47-5.725_802.11ax HE80_CH106_Full_5530MHz
ANT	CDD

Pol.	Vertical	Fundamental
Peak	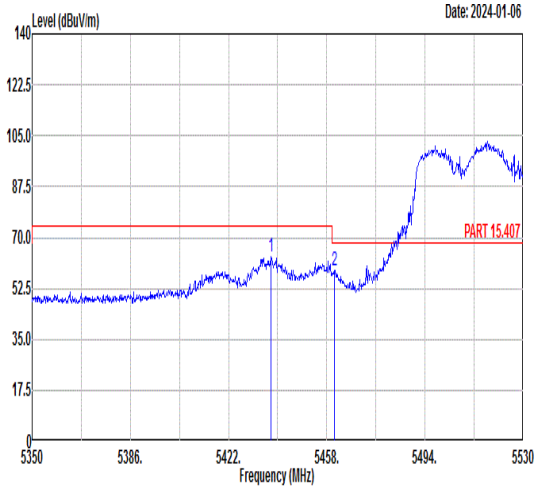 Freq Level Limit Line Margin Read Level Ant Factor Cable Loss Preamp Factor APos TPos Remark MHz dBuV/m dBuV/m dB dBuV dB/m dB dB cm deg 1 5437.66 63.35 74.00 -10.65 49.82 35.94 9.68 32.09 300 157 PEAK 2 5460.70 58.73 68.30 -9.57 45.18 35.92 9.69 32.06 300 157 PEAK	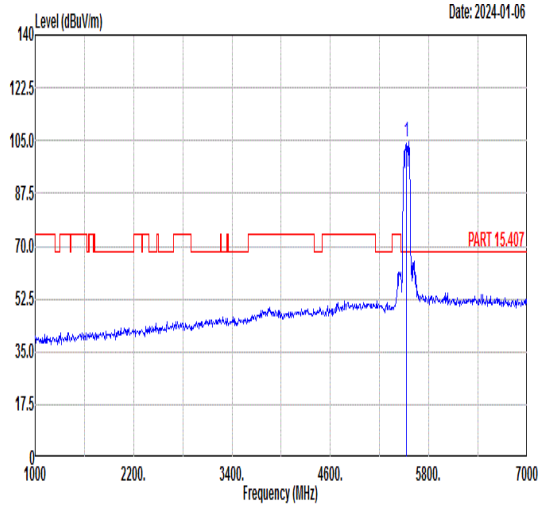 Freq Level Limit Line Margin Read Level Ant Factor Cable Loss Preamp Factor APos TPos Remark MHz dBuV/m dBuV/m dB dBuV dB/m dB dB cm deg 1 5530.00 104.50 ------ ------ 90.84 35.98 9.74 32.06 300 157 PEAK
Avg	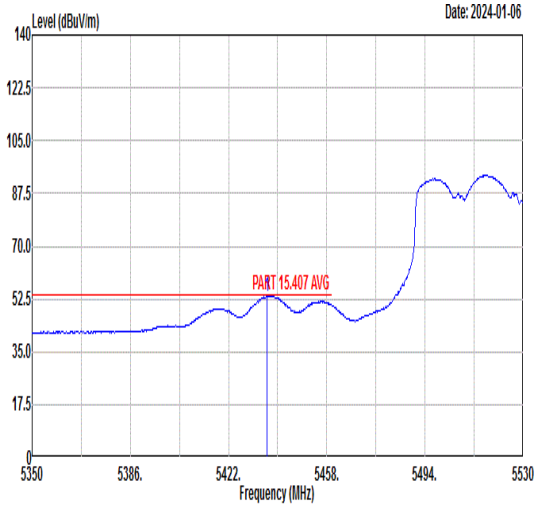 Freq Level Limit Line Margin Read Level Ant Factor Cable Loss Preamp Factor APos TPos Remark MHz dBuV/m dBuV/m dB dBuV dB/m dB dB cm deg 1 5436.04 53.52 54.00 -0.48 40.00 35.94 9.67 32.09 300 157 AVERAGE	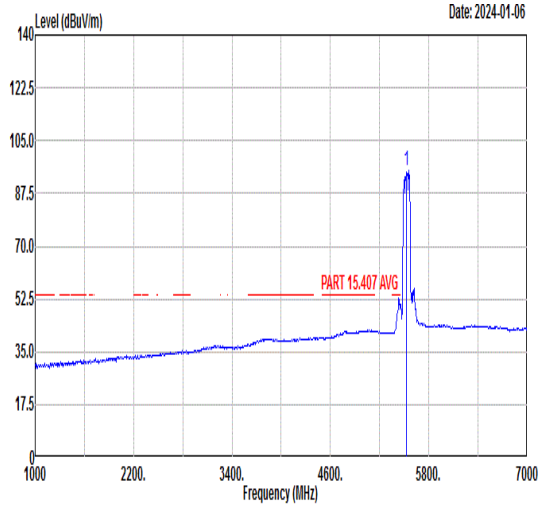 Freq Level Limit Line Margin Read Level Ant Factor Cable Loss Preamp Factor APos TPos Remark MHz dBuV/m dBuV/m dB dBuV dB/m dB dB cm deg 1 5530.00 95.36 ------ ------ 81.70 35.98 9.74 32.06 300 157 AVERAGE

Mode	68	
	Band Edge - R	
	U-NII-2C_5.47-5.725_802.11ax HE80_CH106_Full_5530MHz	
ANT	CDD	
Pol.	Vertical	Fundamental
Peak	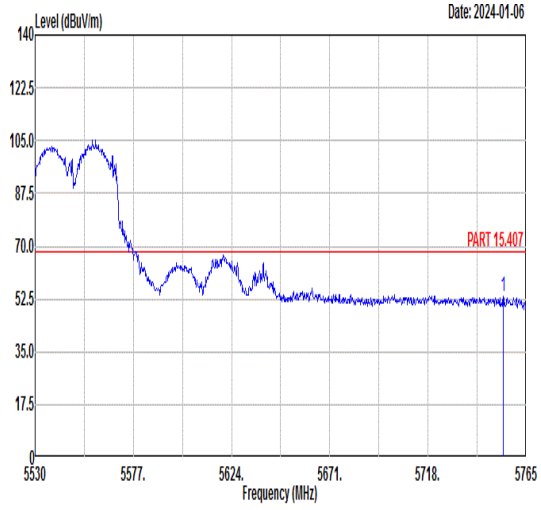 Freq Level Limit Line Margin Read Level Ant Factor Cable Loss Preamp Factor APos TPos Remark MHz dBuV/m dBuV/m dB dBuV dB/m dB dB cm deg 1 5753.96 53.22 68.30 -15.08 39.13 36.26 10.08 32.25 300 157 PEAK	Blank

Mode	68	
	Harmonic	
	U-NII-2C_5.47-5.725_802.11ax HE80_CH106_Full_5530MHz	
ANT	CDD	
Pol.	Horizontal	Vertical
Peak Avg	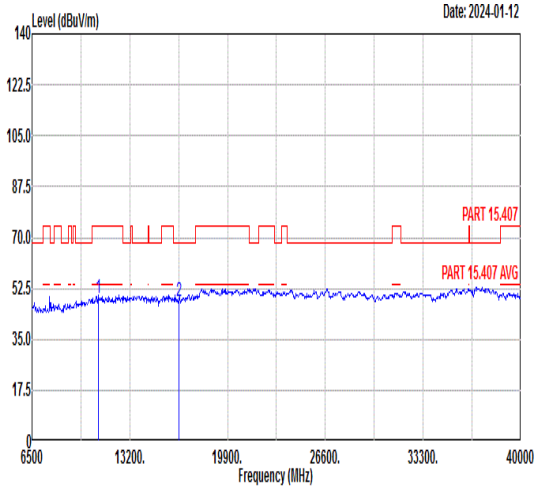 Freq Level Limit Line Margin Read Level Ant Factor Cable Loss Preamp Factor APos TPos Remark MHz dBuV/m dBuV/m dB dBuV dB/m dB dB cm deg 1 11060.00 49.34 74.00 -24.66 61.17 39.02 12.57 63.42 --- --- Peak 2 16590.00 48.17 68.30 -20.13 56.30 41.39 15.23 64.75 --- --- Peak	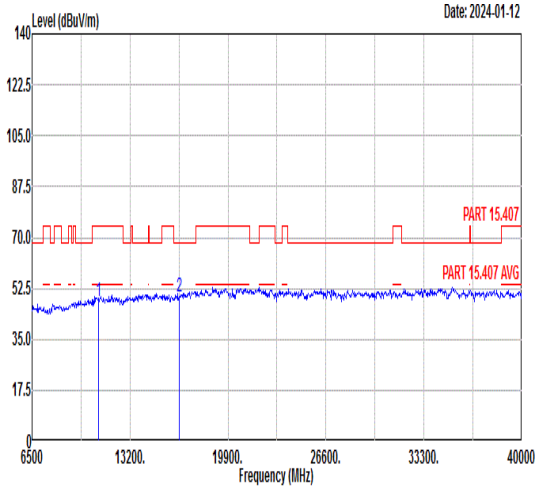 Freq Level Limit Line Margin Read Level Ant Factor Cable Loss Preamp Factor APos TPos Remark MHz dBuV/m dBuV/m dB dBuV dB/m dB dB cm deg 1 11060.00 48.23 74.00 -25.77 60.06 39.02 12.57 63.42 --- --- Peak 2 16590.00 49.62 68.30 -18.68 57.75 41.39 15.23 64.75 --- --- Peak

Note: Only the worst case has assessed 18G ~40GHz to test.

Mode	69
	Band Edge - L
	U-NII-2C_5.47-5.725_802.11ax HE80_CH122_Full_5610MHz
ANT	CDD

Pol.	Horizontal	Fundamental
Peak	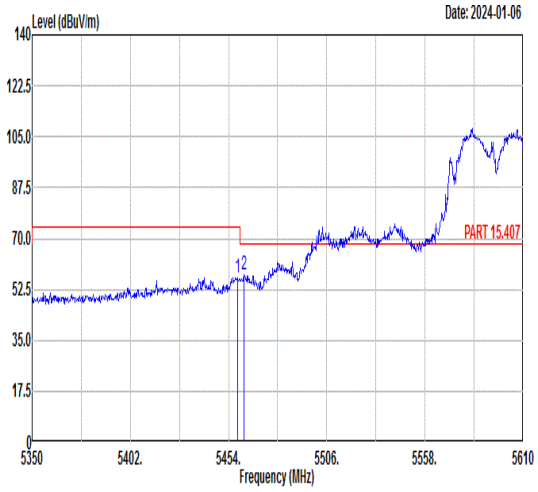 Freq Level Limit Line Margin Read Level Ant Factor Cable Loss Preamp Factor APos TPos Remark MHz dBuV/m dBuV/m dB dBuV dB/m dB dB cm deg 1 5458.68 56.59 74.00 -17.41 43.04 35.92 9.69 32.06 300 116 PEAK 2 5462.06 57.35 68.30 -10.95 43.79 35.92 9.69 32.05 300 116 PEAK	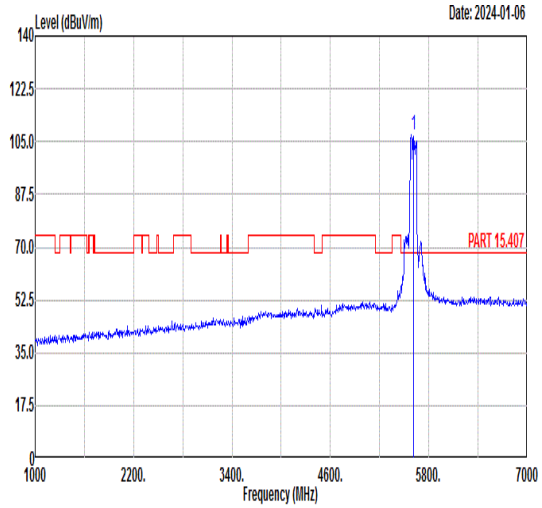 Freq Level Limit Line Margin Read Level Ant Factor Cable Loss Preamp Factor APos TPos Remark MHz dBuV/m dBuV/m dB dBuV dB/m dB dB cm deg 1 5610.00 107.43 ------ ------ 93.74 36.02 9.75 32.08 300 116 PEAK
Avg	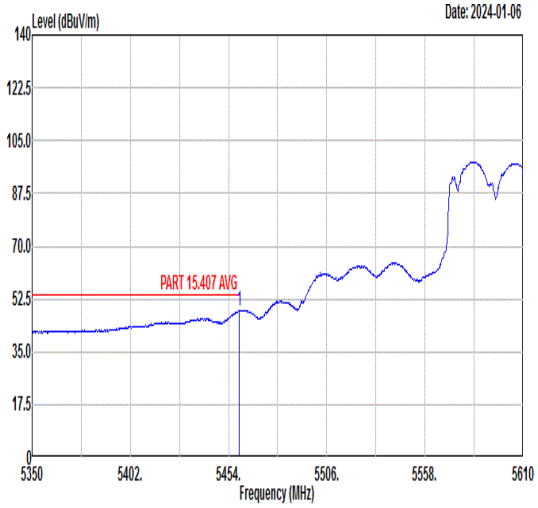 Freq Level Limit Line Margin Read Level Ant Factor Cable Loss Preamp Factor APos TPos Remark MHz dBuV/m dBuV/m dB dBuV dB/m dB dB cm deg 1 5459.72 48.53 54.00 -5.47 34.98 35.92 9.69 32.06 300 116 AVERAGE	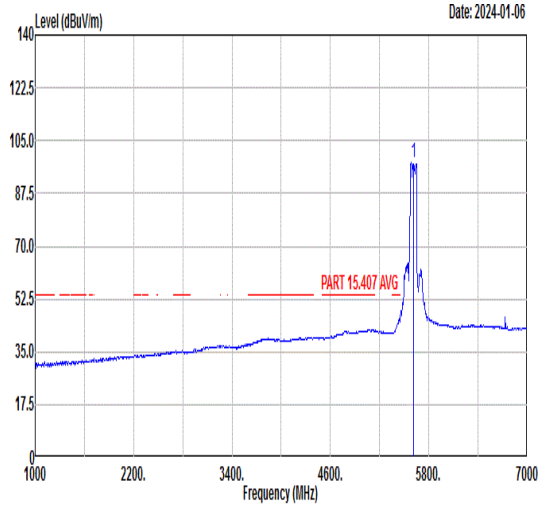 Freq Level Limit Line Margin Read Level Ant Factor Cable Loss Preamp Factor APos TPos Remark MHz dBuV/m dBuV/m dB dBuV dB/m dB dB cm deg 1 5610.00 97.85 ------ ------ 84.16 36.02 9.75 32.08 300 116 AVERAGE

Mode	69	
	Band Edge - R	
	U-NII-2C_5.47-5.725_802.11ax HE80_CH122_Full_5610MHz	
ANT	CDD	
Pol.	Horizontal	Fundamental
Peak	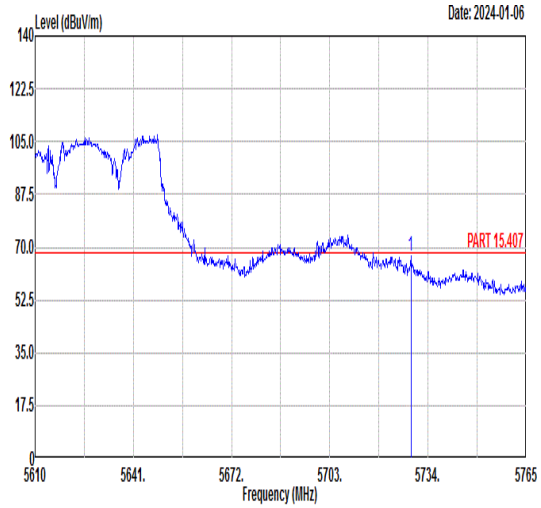 Freq Level Limit Line Margin Read Level Ant Factor Cable Loss Preamp Factor APos TPos Remark MHz dBuV/m dBuV/m dB dBuV dB/m dB dB cm deg 1 5728.58 66.96 68.30 -1.34 52.94 36.22 10.03 32.23 300 116 PEAK	Blank

Mode	69
	Band Edge - L
	U-NII-2C_5.47-5.725_802.11ax HE80_CH122_Full_5610MHz
ANT	CDD

Pol.	Vertical	Fundamental
Peak	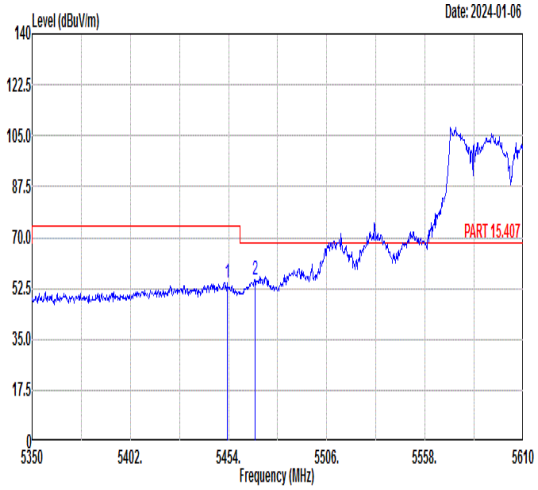 Freq Level Limit Line Margin Read Level Ant Factor Cable Loss Preamp Factor APos TPos Remark MHz dBuV/m dBuV/m dB dBuV dB/m dB dB cm deg 1 5453.22 54.65 74.00 -19.35 41.11 35.93 9.68 32.07 400 182 PEAK 2 5468.04 55.38 68.30 -12.92 41.81 35.92 9.69 32.04 400 182 PEAK	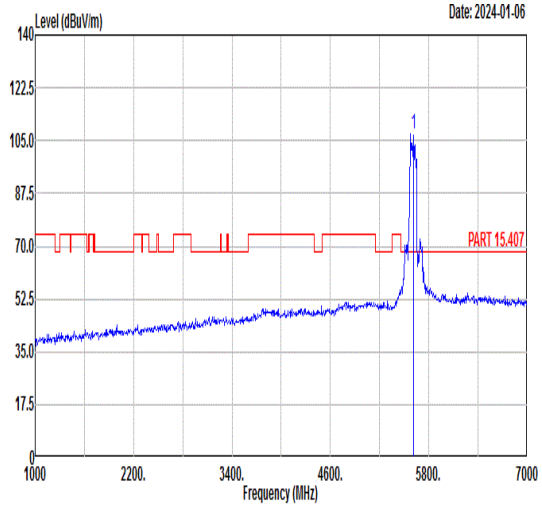 Freq Level Limit Line Margin Read Level Ant Factor Cable Loss Preamp Factor APos TPos Remark MHz dBuV/m dBuV/m dB dBuV dB/m dB dB cm deg 1 5610.00 107.04 ------ ------ 93.37 36.00 9.74 32.07 400 182 PEAK
Avg	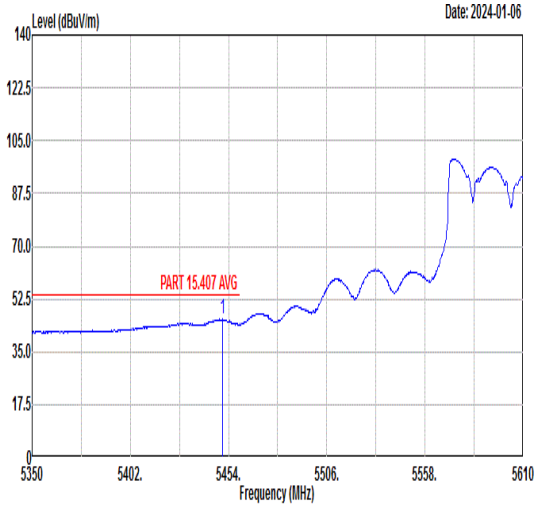 Freq Level Limit Line Margin Read Level Ant Factor Cable Loss Preamp Factor APos TPos Remark MHz dBuV/m dBuV/m dB dBuV dB/m dB dB cm deg 1 5450.62 45.73 54.00 -8.27 32.19 35.93 9.68 32.07 400 182 AVERAGE	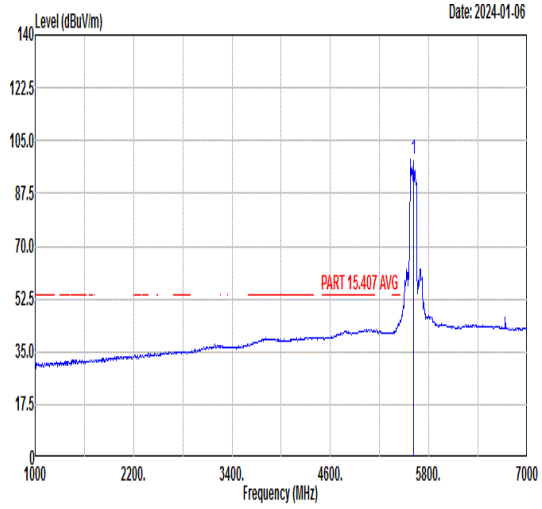 Freq Level Limit Line Margin Read Level Ant Factor Cable Loss Preamp Factor APos TPos Remark MHz dBuV/m dBuV/m dB dBuV dB/m dB dB cm deg 1 5610.00 98.61 ------ ------ 84.94 36.00 9.74 32.07 400 182 AVERAGE

Mode	69	
	Band Edge - R	
	U-NII-2C_5.47-5.725_802.11ax HE80_CH122_Full_5610MHz	
ANT	CDD	
Pol.	Vertical	Fundamental
Peak	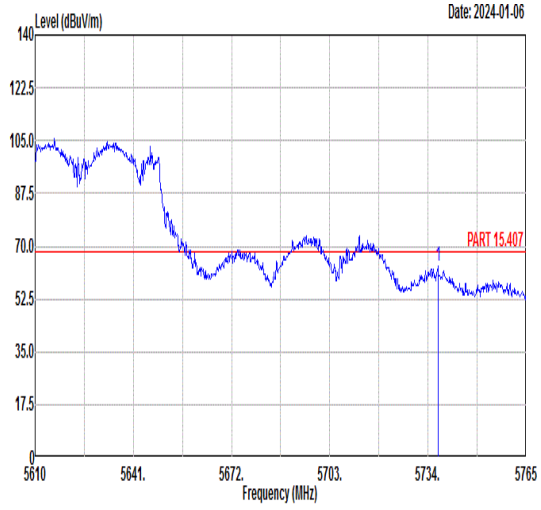 Freq Level Limit Line Margin Read Level Ant Factor Cable Loss Preamp Factor APos TPos Remark MHz dBuV/m dBuV/m dB dBuV dB/m dB dB cm deg 1 5737.10 63.15 68.30 -5.15 49.12 36.23 10.04 32.24 400 182 PEAK	Blank

Mode	69	
	Harmonic	
	U-NII-2C_5.47-5.725_802.11ax HE80_CH122_Full_5610MHz	
ANT	CDD	
Pol.	Horizontal	Vertical
Peak Avg	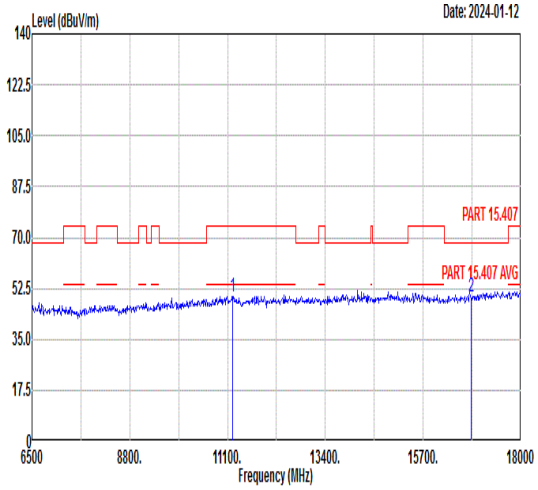 Freq Level Limit Line Margin Read Level Ant Factor Cable Loss Preamp Factor APos TPos Remark MHz dBuV/m dBuV/m dB dBuV dB/m dB dB cm deg 1 11220.00 49.71 74.00 -24.29 61.37 39.09 12.68 63.43 --- --- Peak 2 16830.00 49.63 68.30 -18.67 57.71 41.51 15.41 65.00 --- --- Peak	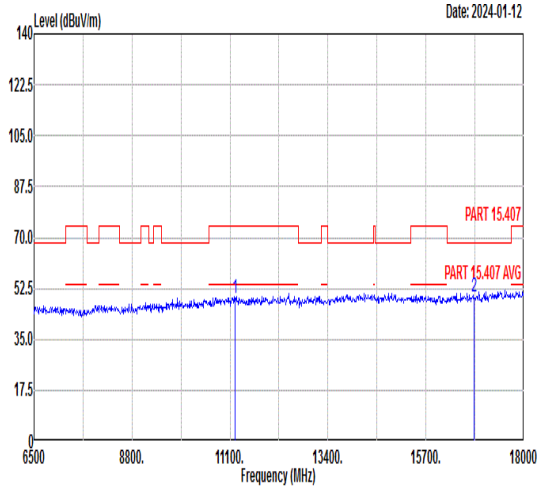 Freq Level Limit Line Margin Read Level Ant Factor Cable Loss Preamp Factor APos TPos Remark MHz dBuV/m dBuV/m dB dBuV dB/m dB dB cm deg 1 11220.00 49.04 74.00 -24.96 60.70 39.09 12.68 63.43 --- --- Peak 2 16830.00 49.40 68.30 -18.90 57.48 41.51 15.41 65.00 --- --- Peak

Mode	70	
	Band Edge - L	
	U-NII-2A_5.25-5.35_802.11ax HE160_CH50_Full_5250MHz	
ANT	CDD	
Pol.	Horizontal	Fundamental
Peak	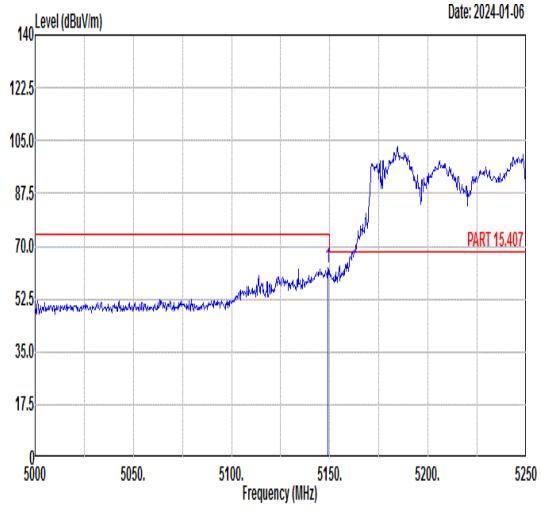 Freq Level Limit Line Margin Read Level Ant Factor Cable Loss Preamp Factor APos TPos Remark MHz dBuV/m dBuV/m dB dBuV dB/m dB dB cm deg 1 5149.00 62.85 74.00 -11.15 50.70 36.11 8.53 32.49 380 108 PEAK	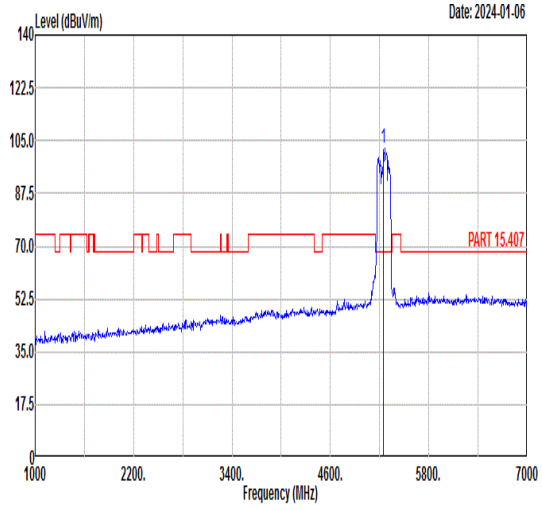 Freq Level Limit Line Margin Read Level Ant Factor Cable Loss Preamp Factor APos TPos Remark MHz dBuV/m dBuV/m dB dBuV dB/m dB dB cm deg 1 5250.00 102.33 ------ ------ 89.69 36.04 8.93 32.33 380 108 PEAK
Avg	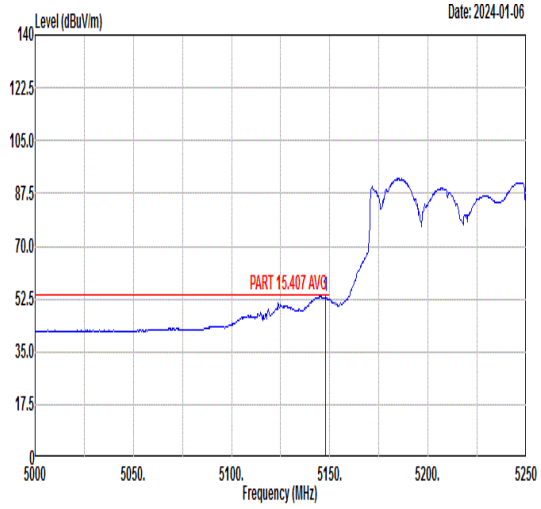 Freq Level Limit Line Margin Read Level Ant Factor Cable Loss Preamp Factor APos TPos Remark MHz dBuV/m dBuV/m dB dBuV dB/m dB dB cm deg 1 5148.00 53.24 54.00 -0.76 41.09 36.11 8.53 32.49 380 108 AVERAGE	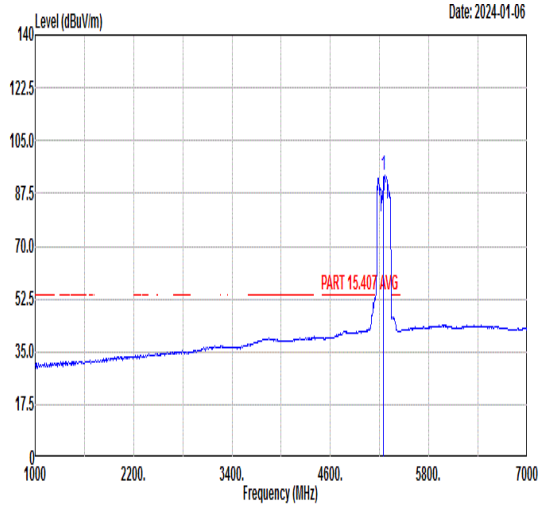 Freq Level Limit Line Margin Read Level Ant Factor Cable Loss Preamp Factor APos TPos Remark MHz dBuV/m dBuV/m dB dBuV dB/m dB dB cm deg 1 5250.00 93.55 ------ ------ 80.91 36.04 8.93 32.33 380 108 AVERAGE

Mode	70	
	Band Edge - R	
	U-NII-2A_5.25-5.35_802.11ax HE160_CH50_Full_5250MHz	
ANT	CDD	
Pol.	Horizontal	Fundamental
Peak	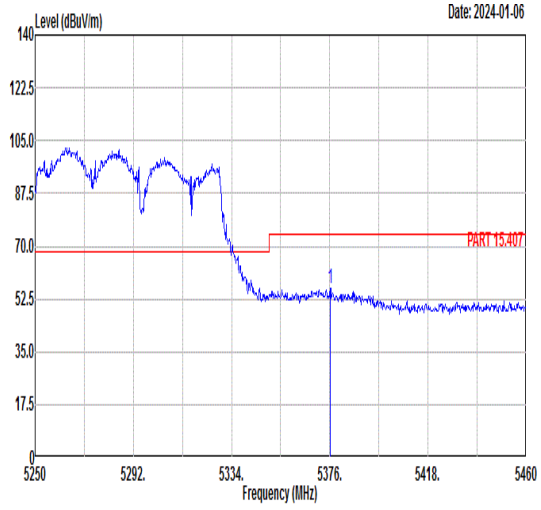 Freq Level Limit Line Margin Read Level Ant Factor Cable Loss Preamp Factor APos TPos Remark MHz dBuV/m dBuV/m dB dBuV dB/m dB dB cm deg 1 5376.21 56.14 74.00 -17.86 42.84 35.97 9.50 32.17 380 108 PEAK	Blank
Avg	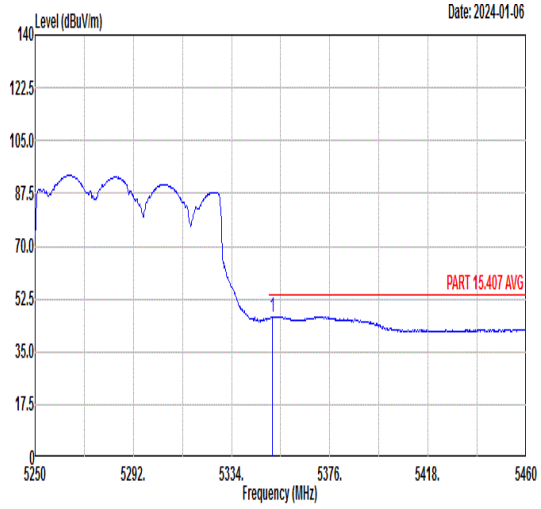 Freq Level Limit Line Margin Read Level Ant Factor Cable Loss Preamp Factor APos TPos Remark MHz dBuV/m dBuV/m dB dBuV dB/m dB dB cm deg 1 5351.43 46.59 54.00 -7.41 33.44 35.99 9.37 32.21 380 108 AVERAGE	Blank

Mode	70	
	Band Edge - L	
	U-NII-2A_5.25-5.35_802.11ax HE160_CH50_Full_5250MHz	
ANT	CDD	
Pol.	Vertical	Fundamental
Peak	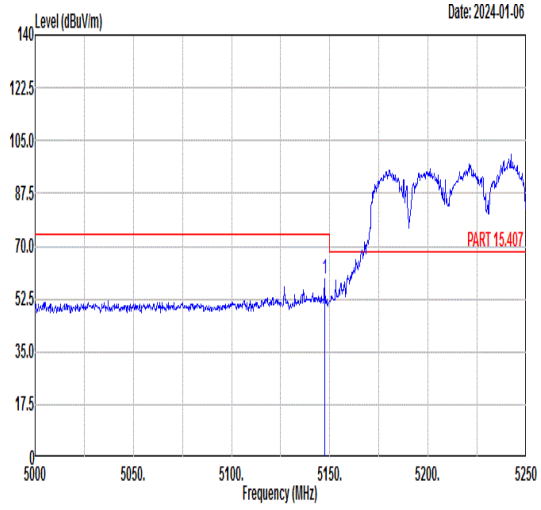 Freq Level Limit Line Margin Read Level Ant Factor Cable Loss Preamp Factor APos TPos Remark MHz dBuV/m dBuV/m dB dBuV dB/m dB dB cm deg 1 5147.25 59.26 74.00 -14.74 47.11 36.11 8.53 32.49 300 159 PEAK	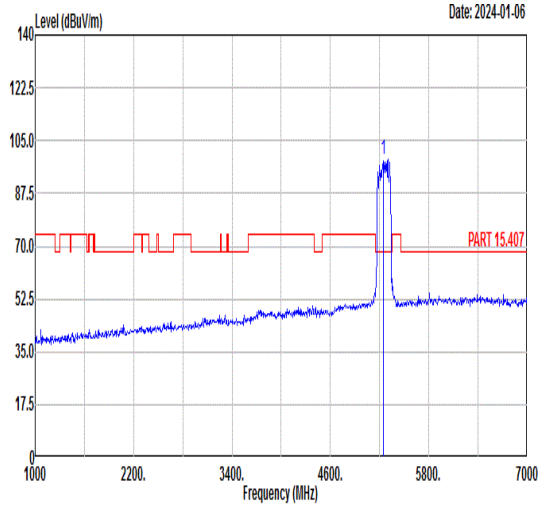 Freq Level Limit Line Margin Read Level Ant Factor Cable Loss Preamp Factor APos TPos Remark MHz dBuV/m dBuV/m dB dBuV dB/m dB dB cm deg 1 5250.00 98.60 ------ ------ 85.74 36.02 9.12 32.28 300 159 PEAK
Avg	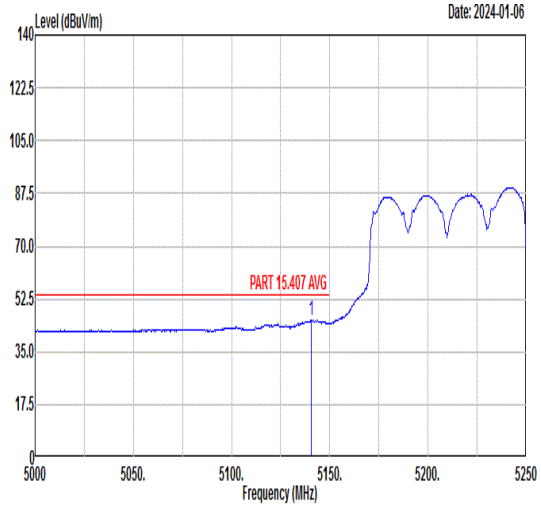 Freq Level Limit Line Margin Read Level Ant Factor Cable Loss Preamp Factor APos TPos Remark MHz dBuV/m dBuV/m dB dBuV dB/m dB dB cm deg 1 5140.50 45.34 54.00 -8.66 33.20 36.12 8.52 32.50 300 159 AVERAGE	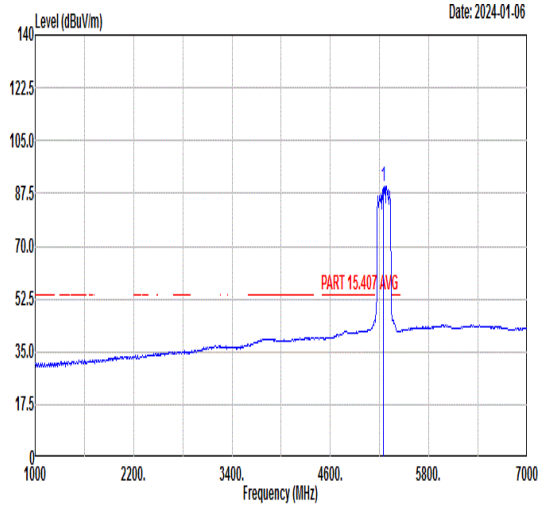 Freq Level Limit Line Margin Read Level Ant Factor Cable Loss Preamp Factor APos TPos Remark MHz dBuV/m dBuV/m dB dBuV dB/m dB dB cm deg 1 5250.00 89.94 ------ ------ 77.19 36.03 9.02 32.30 300 159 AVERAGE

Mode	70	
	Band Edge - R	
	U-NII-2A_5.25-5.35_802.11ax HE160_CH50_Full_5250MHz	
ANT	CDD	
Pol.	Vertical	Fundamental
Peak	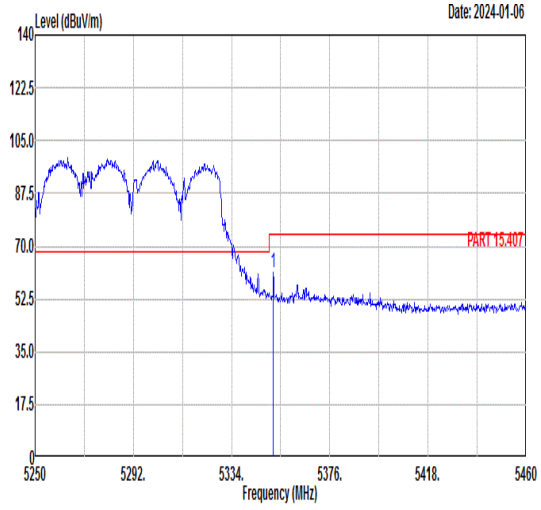 Freq Level Limit Line Margin Read Level Ant Factor Cable Loss Preamp Factor APos TPos Remark MHz dBuV/m dBuV/m dB dBuV dB/m dB dB cm deg 1 5351.85 61.36 74.00 -12.64 48.21 35.99 9.37 32.21 300 159 PEAK	Blank
Avg	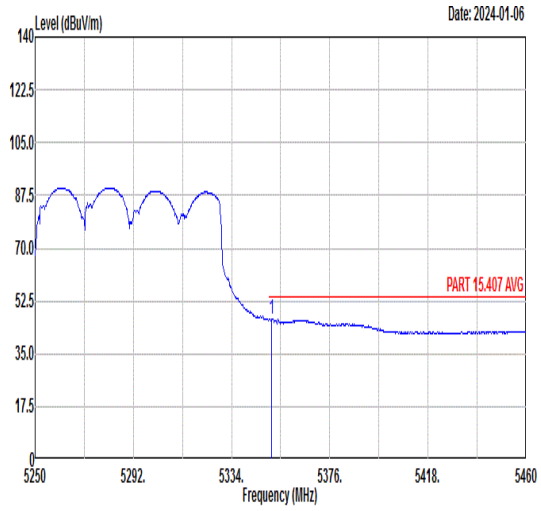 Freq Level Limit Line Margin Read Level Ant Factor Cable Loss Preamp Factor APos TPos Remark MHz dBuV/m dBuV/m dB dBuV dB/m dB dB cm deg 1 5351.22 46.54 54.00 -7.46 33.39 35.99 9.37 32.21 300 159 AVERAGE	Blank

Mode	70	
	Harmonic	
	U-NII-2A_5.25-5.35_802.11ax HE160_CH50_Full_5250MHz	
ANT	CDD	
Pol.	Horizontal	Vertical
Peak Avg	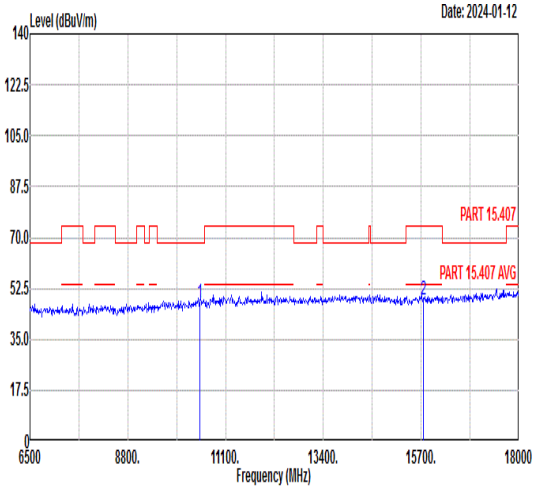 Freq Level Limit Line Margin Read Level Ant Factor Cable Loss Preamp Factor APos TPos Remark MHz dBuV/m dBuV/m dB dBuV dB/m dB dB cm deg 1 10500.00 47.67 68.30 -20.63 60.31 38.80 12.16 63.60 --- --- Peak 2 15750.00 48.56 74.00 -25.44 57.04 40.90 14.68 64.06 --- --- Peak	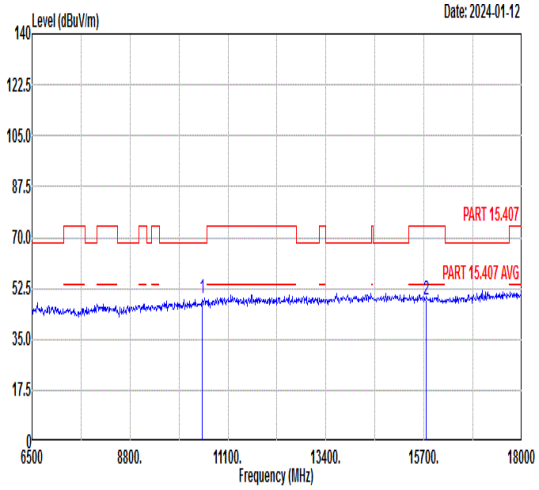 Freq Level Limit Line Margin Read Level Ant Factor Cable Loss Preamp Factor APos TPos Remark MHz dBuV/m dBuV/m dB dBuV dB/m dB dB cm deg 1 10500.00 49.16 68.30 -19.14 61.80 38.80 12.16 63.60 --- --- Peak 2 15750.00 48.63 74.00 -25.37 57.11 40.90 14.68 64.06 --- --- Peak

Mode	71	
	Band Edge - L	
	U-NII-2C_5.47-5.725_802.11ax HE160_CH114_Full_5570MHz	
ANT	CDD	
Pol.	Horizontal	Fundamental
Peak	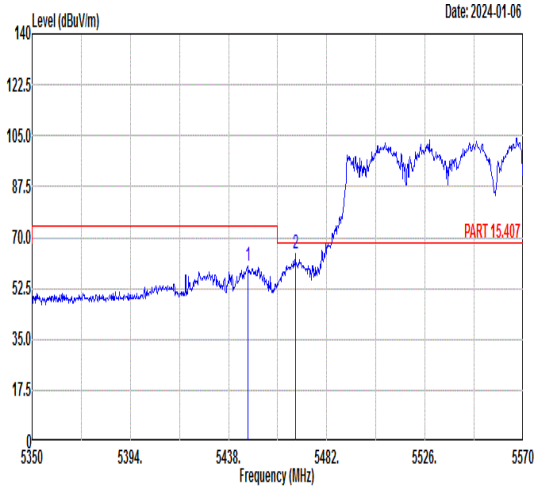 Freq Level Limit Line Margin Read Level Ant Factor Cable Loss Preamp Factor APos TPos Remark MHz dBuV/m dBuV/m dB dBuV dB/m dB dB cm deg 1 5446.80 59.97 74.00 -14.03 46.43 35.93 9.68 32.07 100 215 PEAK 2 5467.92 64.27 68.30 -4.03 50.70 35.92 9.69 32.04 100 215 PEAK	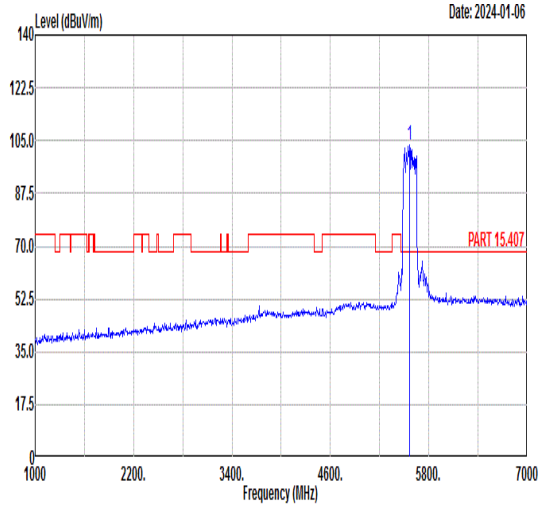 Freq Level Limit Line Margin Read Level Ant Factor Cable Loss Preamp Factor APos TPos Remark MHz dBuV/m dBuV/m dB dBuV dB/m dB dB cm deg 1 5570.00 103.32 ------ ------ 89.66 35.99 9.74 32.07 100 215 PEAK
Avg	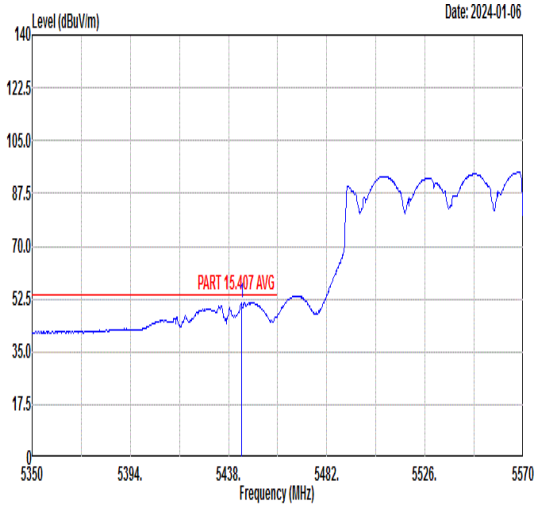 Freq Level Limit Line Margin Read Level Ant Factor Cable Loss Preamp Factor APos TPos Remark MHz dBuV/m dBuV/m dB dBuV dB/m dB dB cm deg 1 5443.72 51.20 54.00 -2.80 37.67 35.93 9.68 32.08 100 215 AVERAGE	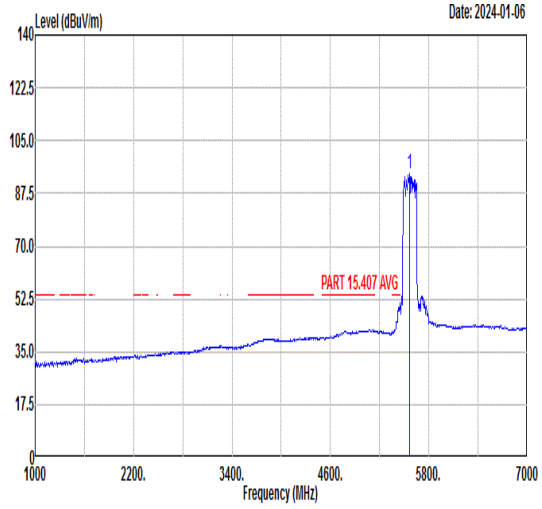 Freq Level Limit Line Margin Read Level Ant Factor Cable Loss Preamp Factor APos TPos Remark MHz dBuV/m dBuV/m dB dBuV dB/m dB dB cm deg 1 5570.00 94.23 ------ ------ 80.57 35.99 9.74 32.07 100 215 AVERAGE

Mode	71	
	Band Edge - R	
	U-NII-2C_5.47-5.725_802.11ax HE160_CH114_Full_5570MHz	
ANT	CDD	
Pol.	Horizontal	Fundamental
Peak	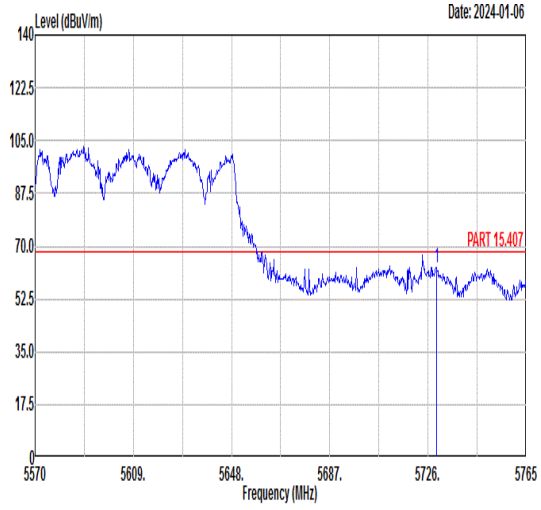 Freq Level Limit Line Margin Read Level Ant Factor Cable Loss Preamp Factor APos TPos Remark MHz dBuV/m dBuV/m dB dBuV dB/m dB dB cm deg 1 5729.32 62.94 68.30 -5.36 48.92 36.22 10.03 32.23 100 215 PEAK	Blank

Mode	71	
	Band Edge - L	
	U-NII-2C_5.47-5.725_802.11ax HE160_CH114_Full_5570MHz	
ANT	CDD	
Pol.	Vertical	Fundamental
Peak	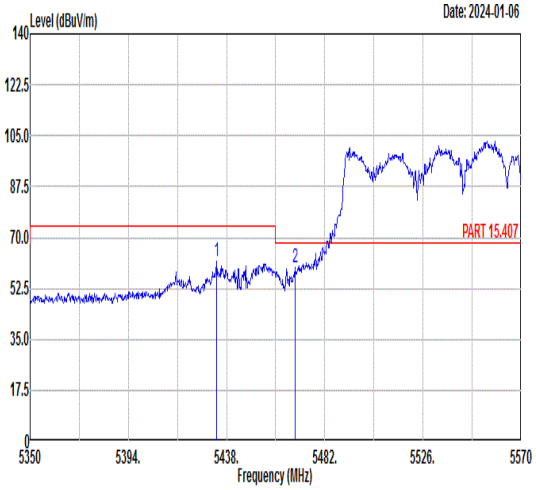 Freq Level Limit Line Margin Read Level Ant Factor Cable Loss Preamp Factor APos TPos Remark MHz dBuV/m dBuV/m dB dBuV dB/m dB dB cm deg 1 5433.60 61.62 74.00 -12.38 48.10 35.94 9.67 32.09 374 174 PEAK 2 5468.58 59.44 68.30 -8.86 45.87 35.92 9.69 32.04 374 174 PEAK	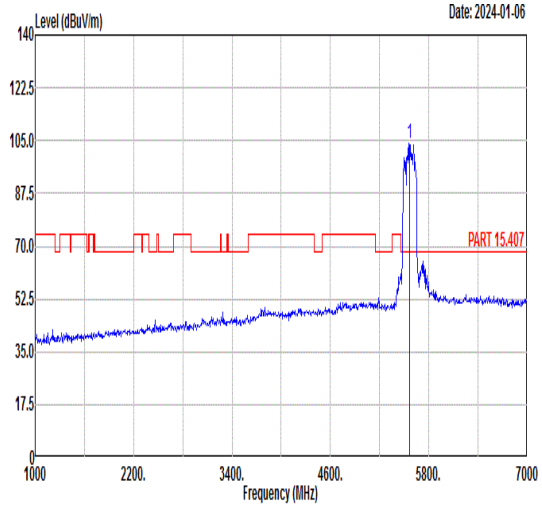 Freq Level Limit Line Margin Read Level Ant Factor Cable Loss Preamp Factor APos TPos Remark MHz dBuV/m dBuV/m dB dBuV dB/m dB dB cm deg 1 5570.00 103.84 ------ ------ 90.17 35.98 9.74 32.05 374 174 PEAK
Avg	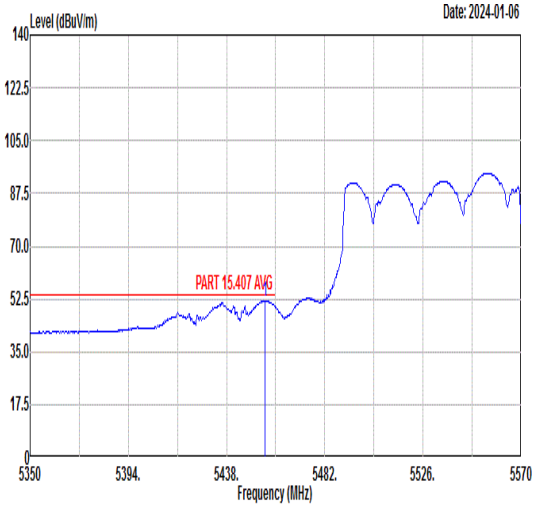 Freq Level Limit Line Margin Read Level Ant Factor Cable Loss Preamp Factor APos TPos Remark MHz dBuV/m dBuV/m dB dBuV dB/m dB dB cm deg 1 5455.16 51.85 54.00 -2.15 38.30 35.93 9.68 32.06 374 174 AVERAGE	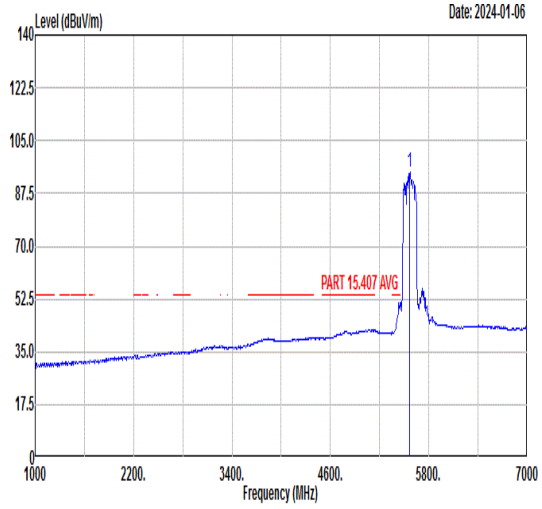 Freq Level Limit Line Margin Read Level Ant Factor Cable Loss Preamp Factor APos TPos Remark MHz dBuV/m dBuV/m dB dBuV dB/m dB dB cm deg 1 5570.00 94.37 ------ ------ 80.70 36.00 9.74 32.07 374 174 AVERAGE

Mode	71	
	Band Edge - R	
	U-NII-2C_5.47-5.725_802.11ax HE160_CH114_Full_5570MHz	
ANT	CDD	
Pol.	Vertical	Fundamental
Peak	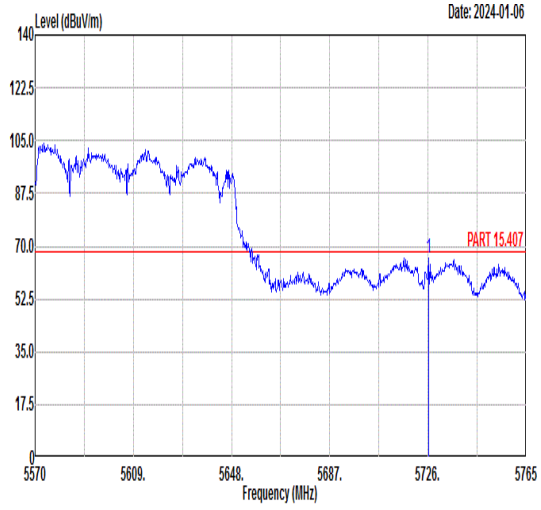 Freq Level Limit Line Margin Read Level Ant Factor Cable Loss Preamp Factor APos TPos Remark MHz dBuV/m dBuV/m dB dBuV dB/m dB dB cm deg 1 5726.39 66.21 68.30 -2.09 52.20 36.22 10.02 32.23 374 174 PEAK	Blank

Mode	71	
	Harmonic	
	U-NII-2C_5.47-5.725_802.11ax HE160_CH114_Full_5570MHz	
ANT	CDD	
Pol.	Horizontal	Vertical
Peak Avg	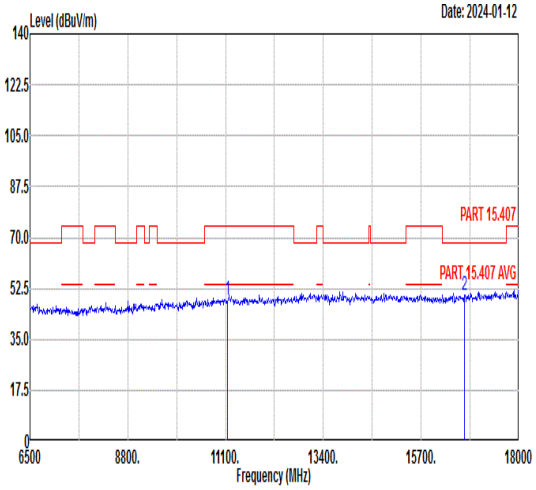 Freq Level Limit Line Margin Read Level Ant Factor Cable Loss Preamp Factor APos TPos Remark MHz dBuV/m dBuV/m dB dBuV dB/m dB dB cm deg 1 11140.00 48.52 74.00 -25.48 60.27 39.06 12.62 63.43 --- --- Peak 2 16710.00 50.00 68.30 -18.30 58.11 41.45 15.32 64.88 --- --- Peak	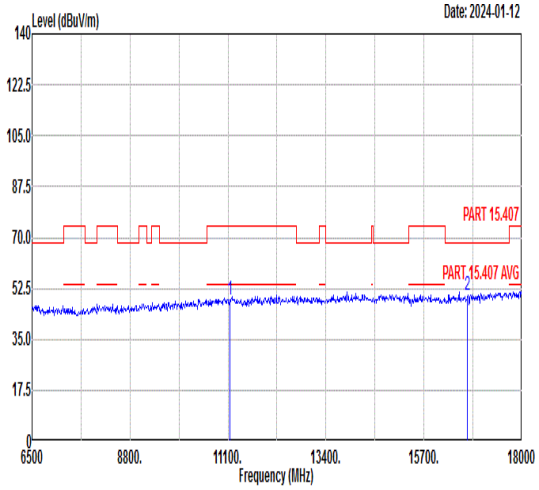 Freq Level Limit Line Margin Read Level Ant Factor Cable Loss Preamp Factor APos TPos Remark MHz dBuV/m dBuV/m dB dBuV dB/m dB dB cm deg 1 11140.00 48.86 74.00 -25.14 60.61 39.06 12.62 63.43 --- --- Peak 2 16710.00 50.30 68.30 -18.00 58.41 41.45 15.32 64.88 --- --- Peak

Mode	72	
	Band Edge	
	U-NII-1_5.15-5.25_802.11be EHT20_CH36_Full_5180MHz	
ANT	CDD	
Pol.	Horizontal	Fundamental
Peak	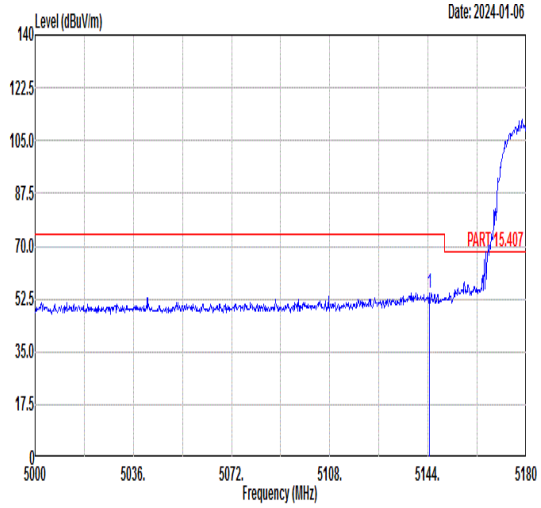 Freq Level Limit Line Margin Read Level Ant Factor Cable Loss Preamp Factor APos TPos Remark MHz dBuV/m dBuV/m dB dBuV dB/m dB dB cm deg 1 5144.54 54.57 74.00 -19.43 42.43 36.11 8.53 32.50 100 96 PEAK	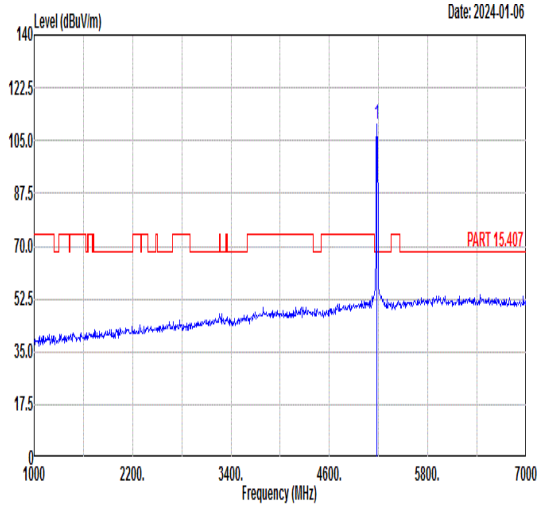 Freq Level Limit Line Margin Read Level Ant Factor Cable Loss Preamp Factor APos TPos Remark MHz dBuV/m dBuV/m dB dBuV dB/m dB dB cm deg 1 5180.00 110.43 ------ ------ 98.21 36.09 8.58 32.45 100 96 PEAK
Avg	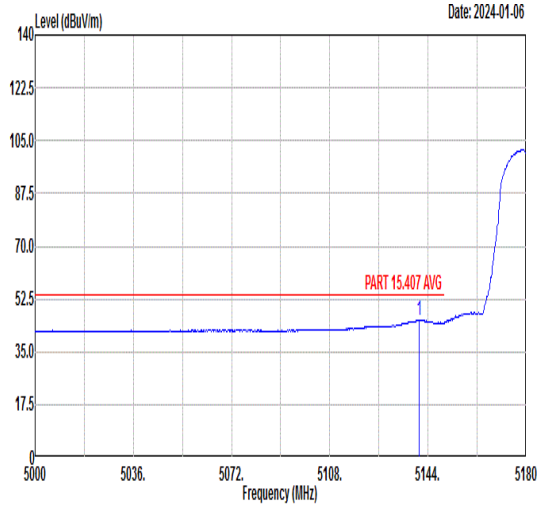 Freq Level Limit Line Margin Read Level Ant Factor Cable Loss Preamp Factor APos TPos Remark MHz dBuV/m dBuV/m dB dBuV dB/m dB dB cm deg 1 5140.76 45.56 54.00 -8.44 33.42 36.12 8.52 32.50 100 96 AVERAGE	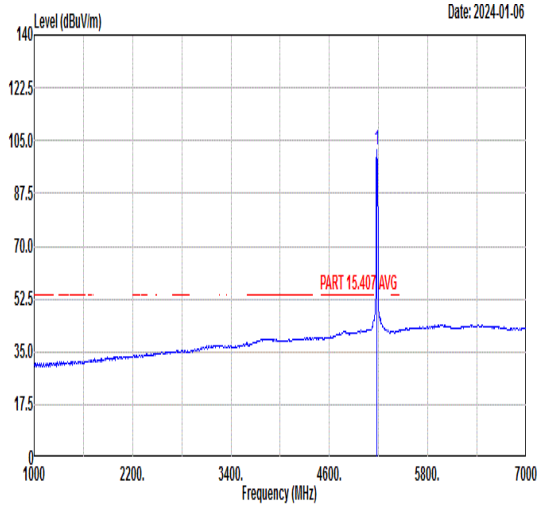 Freq Level Limit Line Margin Read Level Ant Factor Cable Loss Preamp Factor APos TPos Remark MHz dBuV/m dBuV/m dB dBuV dB/m dB dB cm deg 1 5180.00 101.88 ------ ------ 89.66 36.09 8.58 32.45 100 96 AVERAGE

Mode	72	
	Band Edge	
	U-NII-1_5.15-5.25_802.11be EHT20_CH36_Full_5180MHz	
ANT	CDD	
Pol.	Vertical	Fundamental
Peak	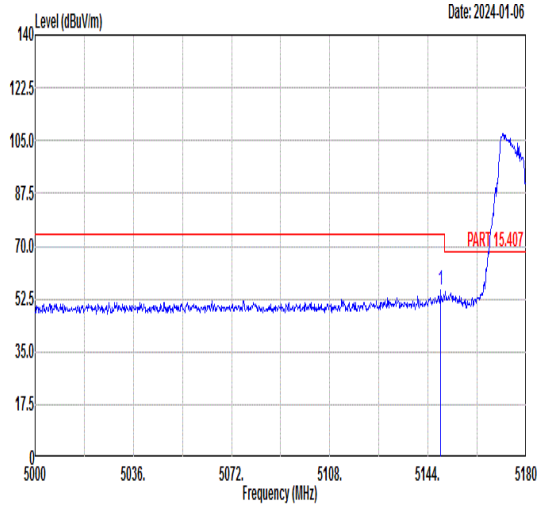 Freq Level Limit Line Margin Read Level Ant Factor Cable Loss Preamp Factor APos TPos Remark MHz dBuV/m dBuV/m dB dBuV dB/m dB dB cm deg 1 5148.68 55.60 74.00 -18.40 43.45 36.11 8.53 32.49 264 169 PEAK	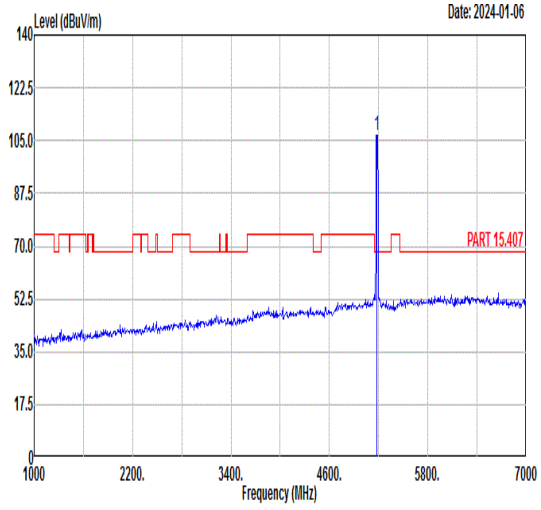 Freq Level Limit Line Margin Read Level Ant Factor Cable Loss Preamp Factor APos TPos Remark MHz dBuV/m dBuV/m dB dBuV dB/m dB dB cm deg 1 5180.00 106.73 ------ ------ 94.47 36.09 8.61 32.44 264 169 PEAK
Avg	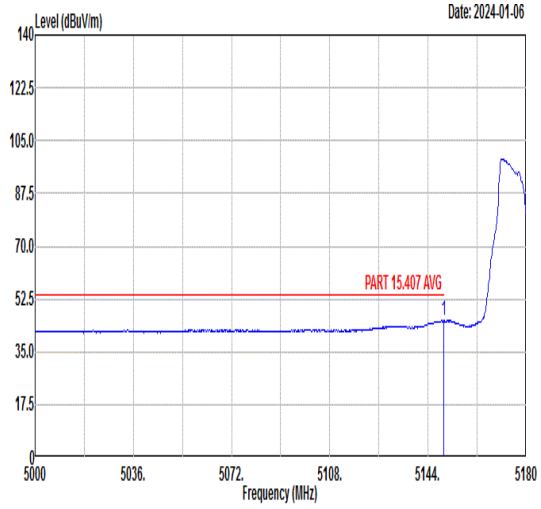 Freq Level Limit Line Margin Read Level Ant Factor Cable Loss Preamp Factor APos TPos Remark MHz dBuV/m dBuV/m dB dBuV dB/m dB dB cm deg 1 5149.76 45.34 54.00 -8.66 33.18 36.11 8.54 32.49 264 169 AVERAGE	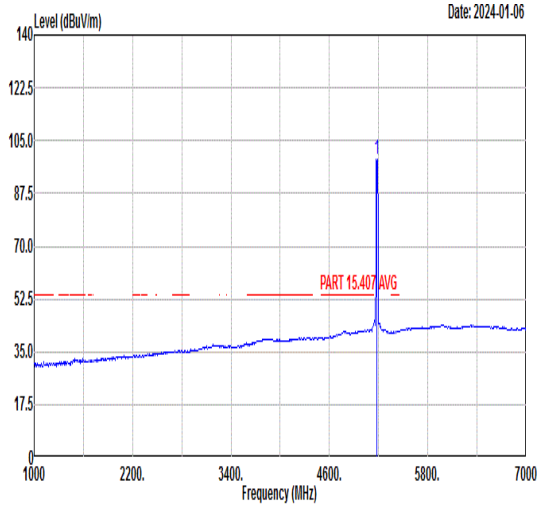 Freq Level Limit Line Margin Read Level Ant Factor Cable Loss Preamp Factor APos TPos Remark MHz dBuV/m dBuV/m dB dBuV dB/m dB dB cm deg 1 5180.00 98.93 ------ ------ 86.72 36.10 8.57 32.46 264 169 AVERAGE

Mode	72	
	Harmonic	
	U-NII-1_5.15-5.25_802.11be EHT20_CH36_Full_5180MHz	
ANT	CDD	
Pol.	Horizontal	Vertical
Peak Avg	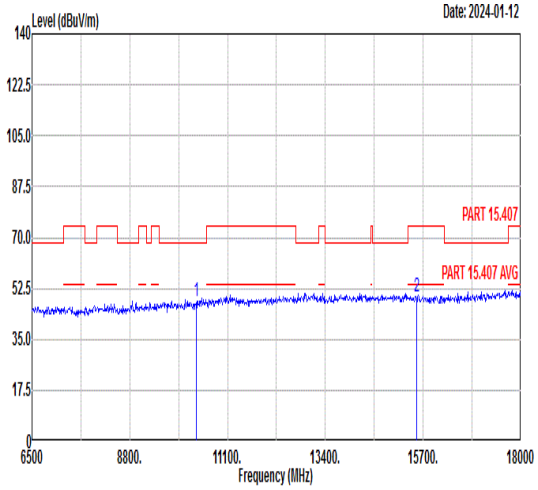 Freq Level Limit Line Margin Read Level Ant Factor Cable Loss Preamp Factor APos TPos Remark MHz dBuV/m dBuV/m dB dBuV dB/m dB dB cm deg 1 10360.00 48.15 68.30 -20.15 61.01 38.74 12.06 63.66 --- --- Peak 2 15540.00 49.57 74.00 -24.43 58.25 40.73 14.58 63.99 --- --- Peak	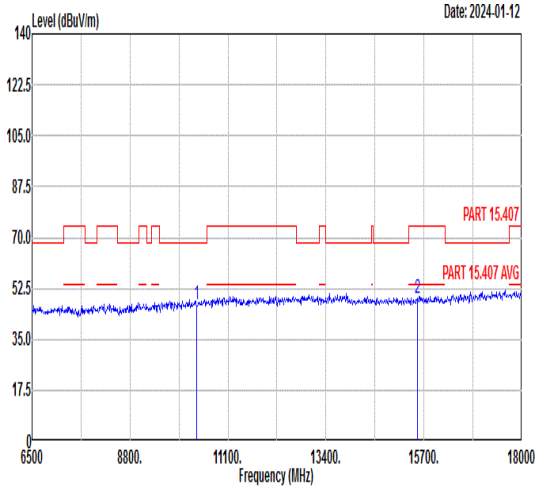 Freq Level Limit Line Margin Read Level Ant Factor Cable Loss Preamp Factor APos TPos Remark MHz dBuV/m dBuV/m dB dBuV dB/m dB dB cm deg 1 10360.00 47.24 68.30 -21.06 60.10 38.74 12.06 63.66 --- --- Peak 2 15540.00 48.91 74.00 -25.09 57.59 40.73 14.58 63.99 --- --- Peak

Mode	73	
	Harmonic	
	U-NII-1_5.15-5.25_802.11be EHT20_CH44_Full_5220MHz	
ANT	CDD	
Pol.	Horizontal	Vertical
Peak Avg	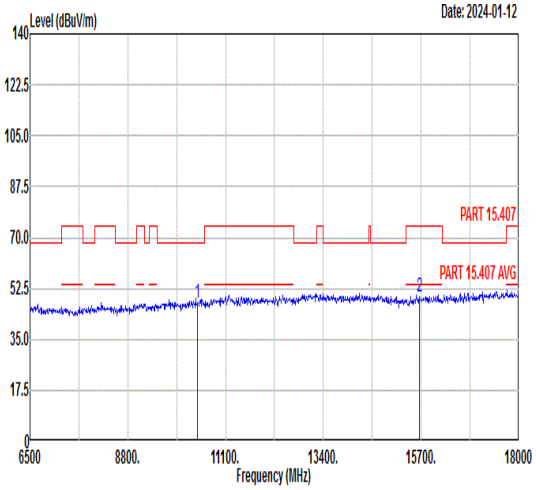 Freq Level Limit Line Margin Read Level Ant Factor Cable Loss Preamp Factor APos TPos Remark MHz dBuV/m dBuV/m dB dBuV dB/m dB dB cm deg 1 10440.00 47.51 68.30 -20.79 60.24 38.78 12.12 63.63 --- --- Peak 2 15660.00 49.89 74.00 -24.11 58.45 40.83 14.64 64.03 --- --- Peak	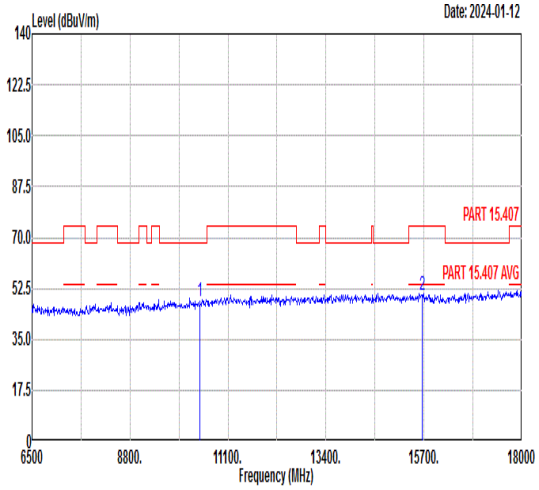 Freq Level Limit Line Margin Read Level Ant Factor Cable Loss Preamp Factor APos TPos Remark MHz dBuV/m dBuV/m dB dBuV dB/m dB dB cm deg 1 10440.00 48.13 68.30 -20.17 60.86 38.78 12.12 63.63 --- --- Peak 2 15660.00 50.43 74.00 -23.57 58.99 40.83 14.64 64.03 --- --- Peak

Mode	74	
	Harmonic	
	U-NII-1_5.15-5.25_802.11be EHT20_CH48_Full_5240MHz	
ANT	CDD	
Pol.	Horizontal	Vertical
Peak Avg	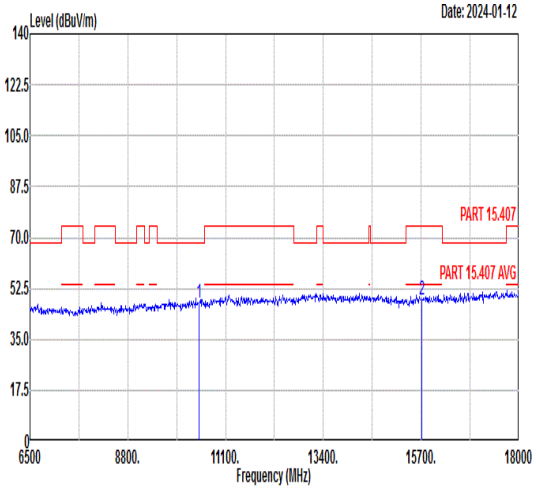 Freq Level Limit Line Margin Read Level Ant Factor Cable Loss Preamp Factor APos TPos Remark MHz dBuV/m dBuV/m dB dBuV dB/m dB dB cm deg 1 10480.00 47.31 68.30 -20.99 59.98 38.79 12.15 63.61 --- --- Peak 2 15720.00 48.57 74.00 -25.43 57.08 40.88 14.66 64.05 --- --- Peak	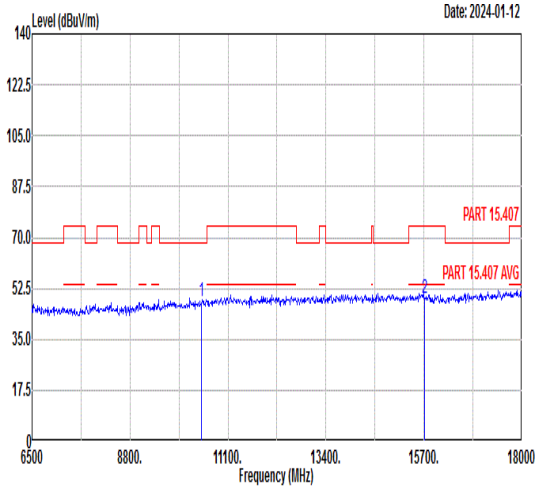 Freq Level Limit Line Margin Read Level Ant Factor Cable Loss Preamp Factor APos TPos Remark MHz dBuV/m dBuV/m dB dBuV dB/m dB dB cm deg 1 10480.00 48.12 68.30 -20.18 60.79 38.79 12.15 63.61 --- --- Peak 2 15720.00 48.94 74.00 -25.06 57.45 40.88 14.66 64.05 --- --- Peak

Mode	75	
	Harmonic	
	U-NII-2A_5.25-5.35_802.11be EHT20_CH52_Full_5260MHz	
ANT	CDD	
Pol.	Horizontal	Vertical
Peak Avg	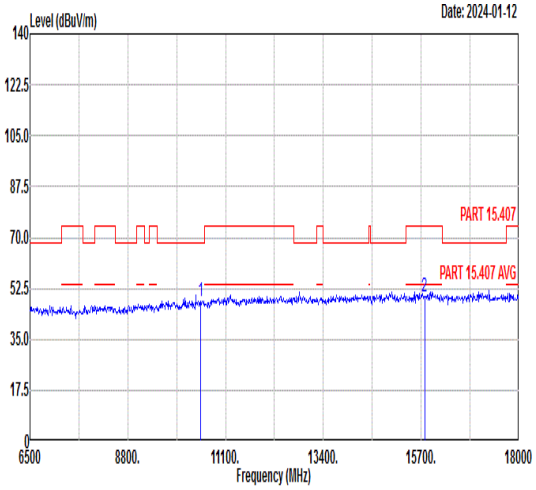 Freq Level Limit Line Margin Read Level Ant Factor Cable Loss Preamp Factor APos TPos Remark MHz dBuV/m dBuV/m dB dBuV dB/m dB dB cm deg 1 10520.00 47.96 68.30 -20.34 60.57 38.81 12.18 63.60 --- --- Peak 2 15780.00 49.70 74.00 -24.30 58.16 40.92 14.69 64.07 --- --- Peak	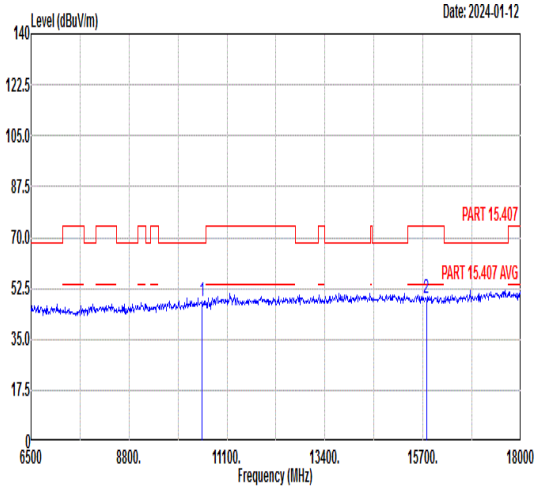 Freq Level Limit Line Margin Read Level Ant Factor Cable Loss Preamp Factor APos TPos Remark MHz dBuV/m dBuV/m dB dBuV dB/m dB dB cm deg 1 10520.00 47.90 68.30 -20.40 60.51 38.81 12.18 63.60 --- --- Peak 2 15780.00 49.05 74.00 -24.95 57.51 40.92 14.69 64.07 --- --- Peak

Mode	76	
	Harmonic	
	U-NII-2A_5.25-5.35_802.11be EHT20_CH60_Full_5300MHz	
ANT	CDD	
Pol.	Horizontal	Vertical
Peak Avg	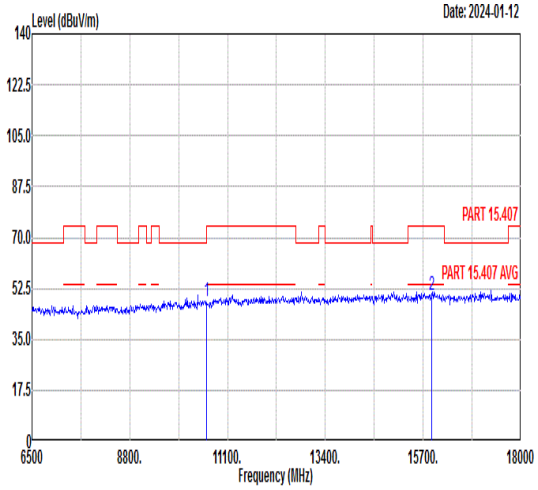 Freq Level Limit Line Margin Read Level Ant Factor Cable Loss Preamp Factor APos TPos Remark MHz dBuV/m dBuV/m dB dBuV dB/m dB dB cm deg 1 10600.00 47.82 74.00 -26.18 60.32 38.84 12.23 63.57 --- --- Peak 2 15900.00 49.94 74.00 -24.06 58.28 41.02 14.75 64.11 --- --- Peak	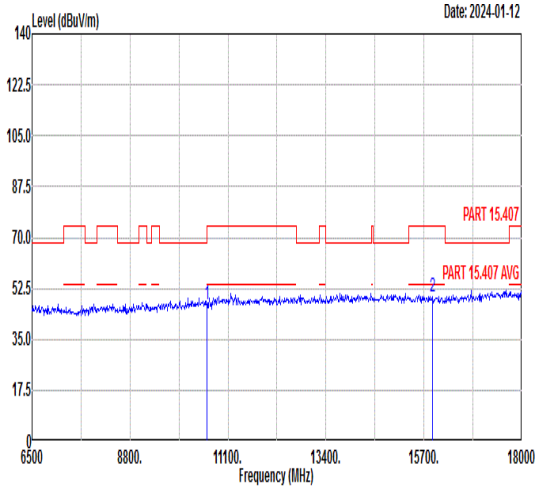 Freq Level Limit Line Margin Read Level Ant Factor Cable Loss Preamp Factor APos TPos Remark MHz dBuV/m dBuV/m dB dBuV dB/m dB dB cm deg 1 10600.00 47.05 74.00 -26.95 59.55 38.84 12.23 63.57 --- --- Peak 2 15900.00 49.49 74.00 -24.51 57.83 41.02 14.75 64.11 --- --- Peak

Mode	77	
	Band Edge	
	U-NII-2A_5.25-5.35_802.11be EHT20_CH64_Full_5320MHz	
ANT	CDD	
Pol.	Horizontal	Fundamental
Peak	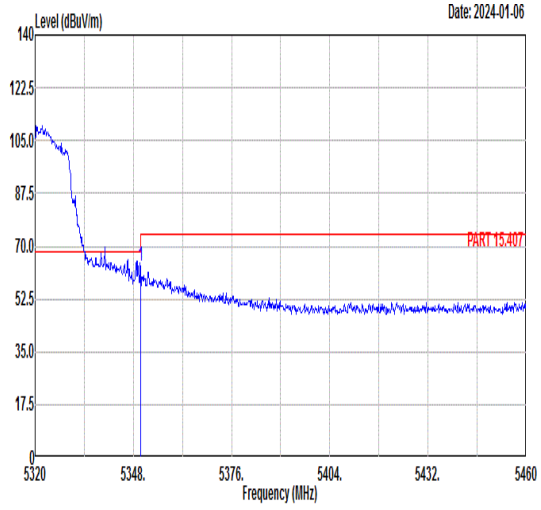 Freq Level Limit Line Margin Read Level Ant Factor Cable Loss Preamp Factor APos TPos Remark MHz dBuV/m dBuV/m dB dBuV dB/m dB dB cm deg 1 5350.10 63.60 74.00 -10.40 50.45 35.99 9.37 32.21 398 94 PEAK	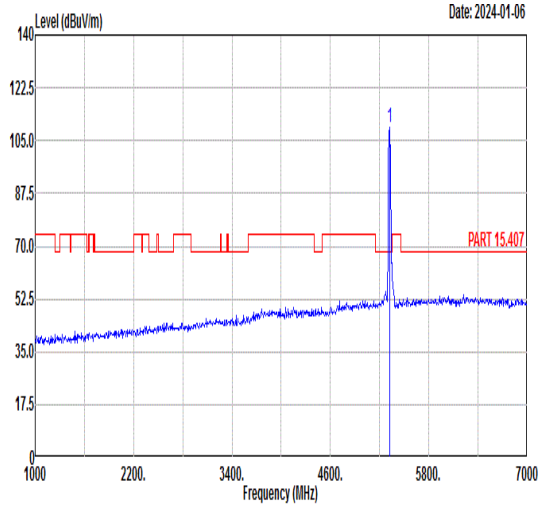 Freq Level Limit Line Margin Read Level Ant Factor Cable Loss Preamp Factor APos TPos Remark MHz dBuV/m dBuV/m dB dBuV dB/m dB dB cm deg 1 5320.00 109.54 ------ ------ 96.57 36.01 9.21 32.25 398 94 PEAK
Avg	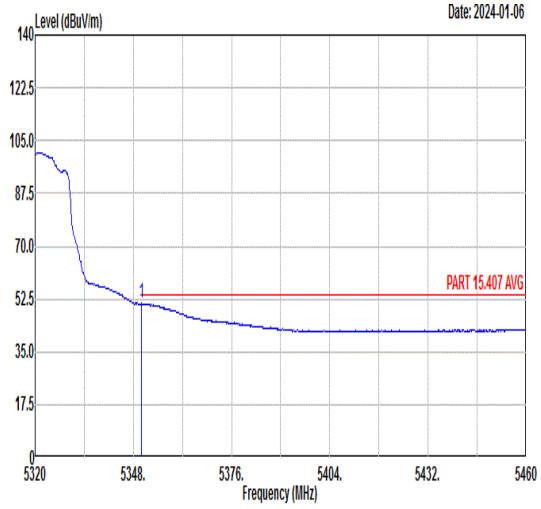 Freq Level Limit Line Margin Read Level Ant Factor Cable Loss Preamp Factor APos TPos Remark MHz dBuV/m dBuV/m dB dBuV dB/m dB dB cm deg 1 5350.24 50.99 54.00 -3.01 37.84 35.99 9.37 32.21 398 94 AVERAGE	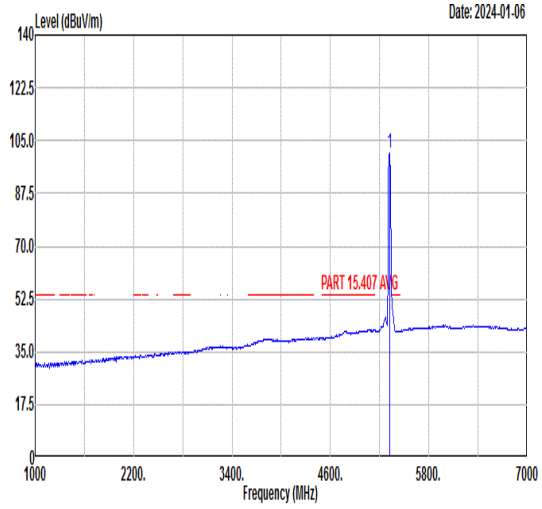 Freq Level Limit Line Margin Read Level Ant Factor Cable Loss Preamp Factor APos TPos Remark MHz dBuV/m dBuV/m dB dBuV dB/m dB dB cm deg 1 5320.00 101.10 ------ ------ 88.13 36.01 9.21 32.25 398 94 AVERAGE

Mode	77	
	Band Edge	
	U-NII-2A_5.25-5.35_802.11be EHT20_CH64_Full_5320MHz	
ANT	CDD	
Pol.	Vertical	Fundamental
Peak	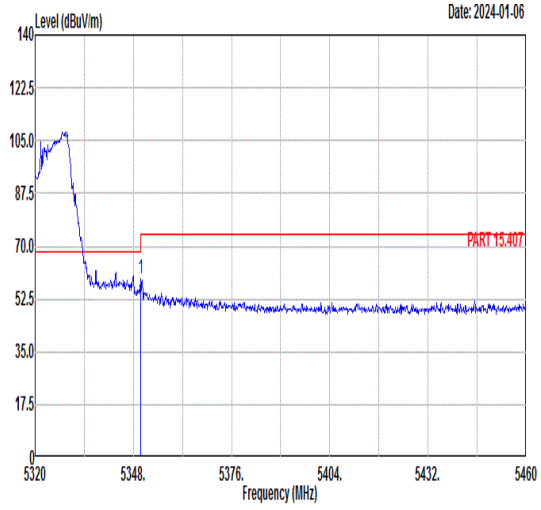 Freq Level Limit Line Margin Read Level Ant Factor Cable Loss Preamp Factor APos TPos Remark MHz dBuV/m dBuV/m dB dBuV dB/m dB dB cm deg 1 5350.10 59.25 74.00 -14.75 46.10 35.99 9.37 32.21 300 166 PEAK	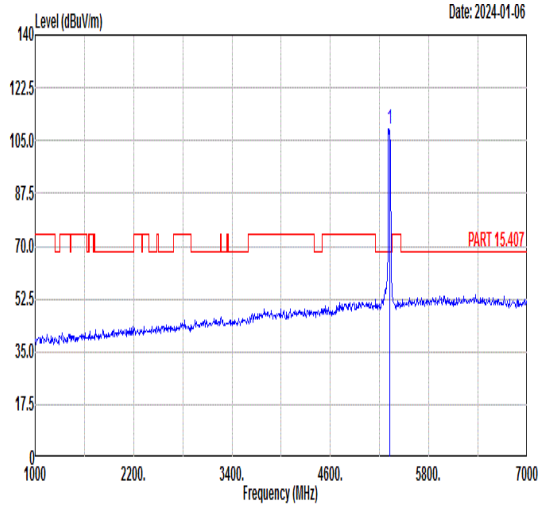 Freq Level Limit Line Margin Read Level Ant Factor Cable Loss Preamp Factor APos TPos Remark MHz dBuV/m dBuV/m dB dBuV dB/m dB dB cm deg 1 5320.00 109.06 ------ ------ 96.13 36.01 9.18 32.26 300 166 PEAK
Avg	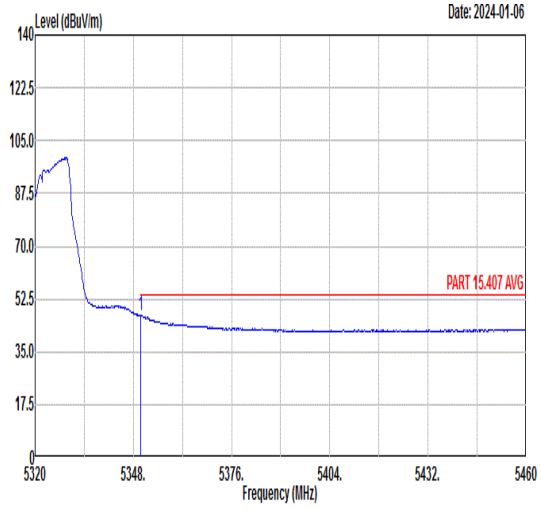 Freq Level Limit Line Margin Read Level Ant Factor Cable Loss Preamp Factor APos TPos Remark MHz dBuV/m dBuV/m dB dBuV dB/m dB dB cm deg 1 5350.10 47.01 54.00 -6.99 33.86 35.99 9.37 32.21 300 166 AVERAGE	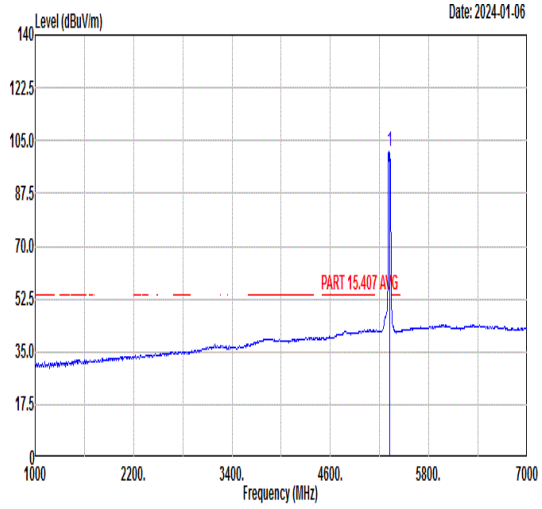 Freq Level Limit Line Margin Read Level Ant Factor Cable Loss Preamp Factor APos TPos Remark MHz dBuV/m dBuV/m dB dBuV dB/m dB dB cm deg 1 5320.00 101.19 ------ ------ 88.26 36.01 9.18 32.26 300 166 AVERAGE

Mode	77	
	Harmonic	
	U-NII-2A_5.25-5.35_802.11be EHT20_CH64_Full_5320MHz	
ANT	CDD	
Pol.	Horizontal	Vertical
Peak Avg	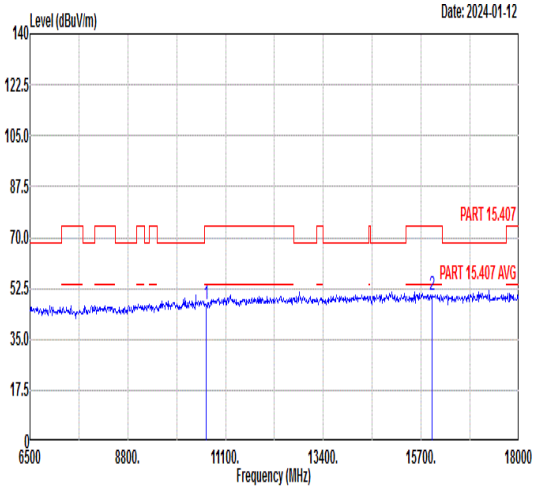 Freq Level Limit Line Margin Read Level Ant Factor Cable Loss Preamp Factor APos TPos Remark MHz dBuV/m dBuV/m dB dBuV dB/m dB dB cm deg 1 10640.00 47.10 74.00 -26.90 59.53 38.86 12.26 63.55 --- --- Peak 2 15960.00 50.27 74.00 -23.73 58.56 41.07 14.77 64.13 --- --- Peak	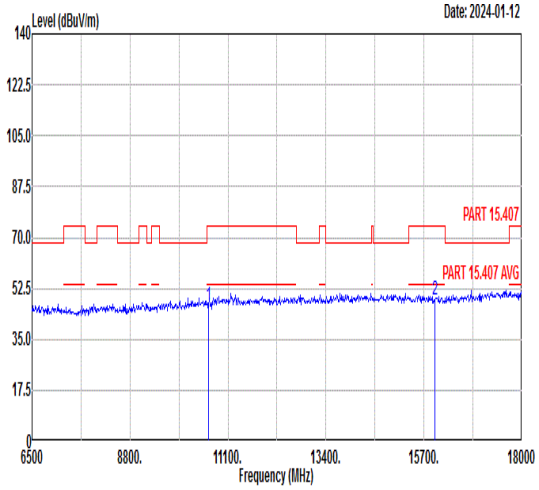 Freq Level Limit Line Margin Read Level Ant Factor Cable Loss Preamp Factor APos TPos Remark MHz dBuV/m dBuV/m dB dBuV dB/m dB dB cm deg 1 10640.00 46.68 74.00 -27.32 59.11 38.86 12.26 63.55 --- --- Peak 2 15960.00 48.42 74.00 -25.58 56.71 41.07 14.77 64.13 --- --- Peak

Mode	78	
	Band Edge	
	U-NII-2C_5.47-5.725_802.11be EHT20_CH100_Full_5500MHz	
ANT	CDD	
Pol.	Horizontal	Fundamental
Peak	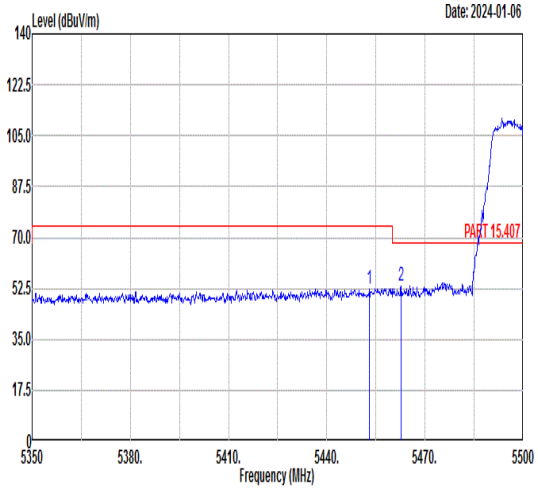 Freq Level Limit Line Margin Read Level Ant Factor Cable Loss Preamp Factor APos TPos Remark MHz dBuV/m dBuV/m dB dBuV dB/m dB dB cm deg 1 5453.05 52.54 74.00 -21.46 39.00 35.93 9.68 32.07 100 243 PEAK 2 5462.80 53.22 68.30 -15.08 39.66 35.92 9.69 32.05 100 243 PEAK	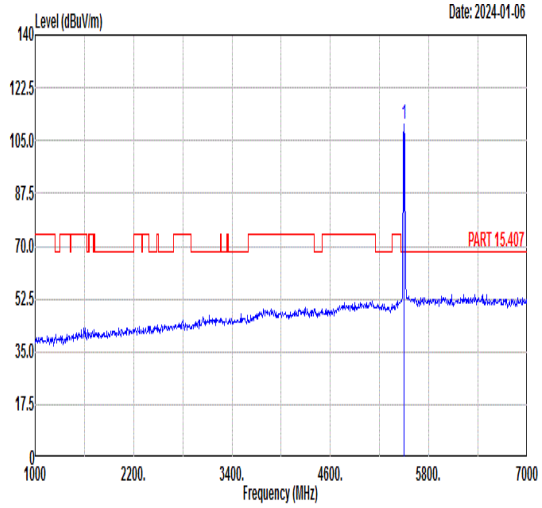 Freq Level Limit Line Margin Read Level Ant Factor Cable Loss Preamp Factor APos TPos Remark MHz dBuV/m dBuV/m dB dBuV dB/m dB dB cm deg 1 5500.00 110.46 ------ ------ 96.85 35.90 9.71 32.00 100 243 PEAK
Avg	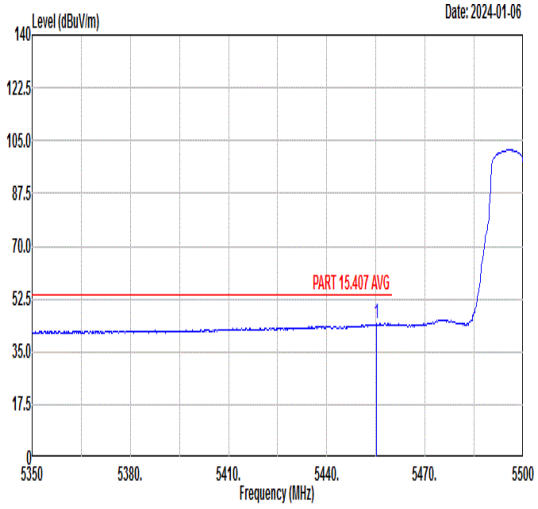 Freq Level Limit Line Margin Read Level Ant Factor Cable Loss Preamp Factor APos TPos Remark MHz dBuV/m dBuV/m dB dBuV dB/m dB dB cm deg 1 5455.15 44.33 54.00 -9.67 30.78 35.93 9.68 32.06 100 243 AVERAGE	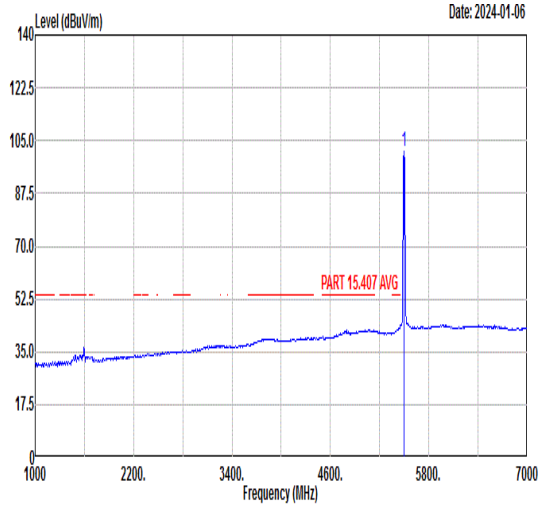 Freq Level Limit Line Margin Read Level Ant Factor Cable Loss Preamp Factor APos TPos Remark MHz dBuV/m dBuV/m dB dBuV dB/m dB dB cm deg 1 5500.00 101.61 ------ ------ 88.02 35.90 9.70 32.01 100 243 AVERAGE

Mode	78	
	Band Edge	
	U-NII-2C_5.47-5.725_802.11be EHT20_CH100_Full_5500MHz	
ANT	CDD	
Pol.	Vertical	Fundamental
Peak	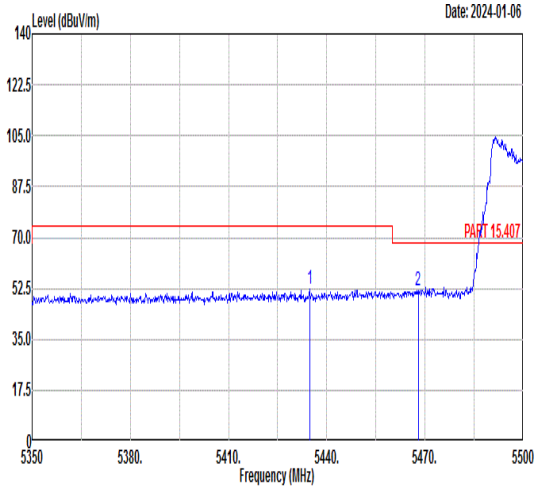 Freq Level Limit Line Margin Read Level Ant Factor Cable Loss Preamp Factor APos TPos Remark MHz dBuV/m dBuV/m dB dBuV dB/m dB dB cm deg 1 5434.75 52.14 74.00 -21.86 38.62 35.94 9.67 32.09 300 155 PEAK 2 5467.90 51.86 68.30 -16.44 38.29 35.92 9.69 32.04 300 155 PEAK	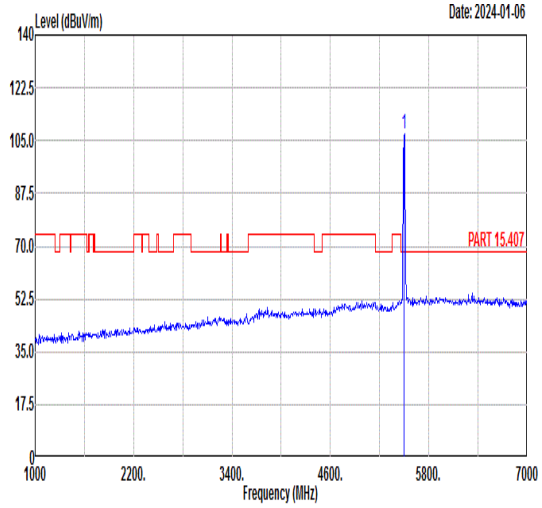 Freq Level Limit Line Margin Read Level Ant Factor Cable Loss Preamp Factor APos TPos Remark MHz dBuV/m dBuV/m dB dBuV dB/m dB dB cm deg 1 5500.00 107.39 ------ ------ 93.78 35.91 9.71 32.01 300 155 PEAK
Avg	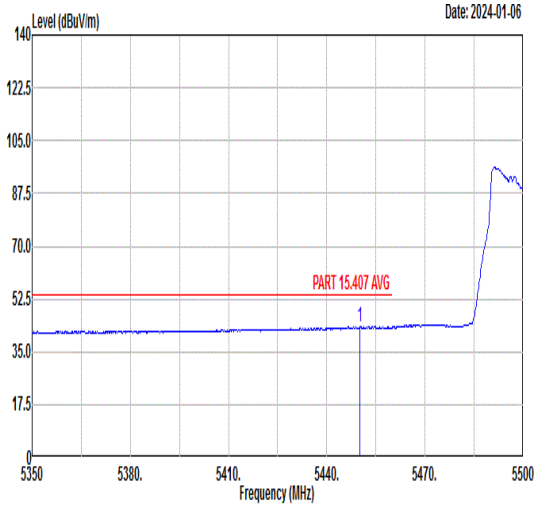 Freq Level Limit Line Margin Read Level Ant Factor Cable Loss Preamp Factor APos TPos Remark MHz dBuV/m dBuV/m dB dBuV dB/m dB dB cm deg 1 5450.05 43.34 54.00 -10.66 29.80 35.93 9.68 32.07 300 155 AVERAGE	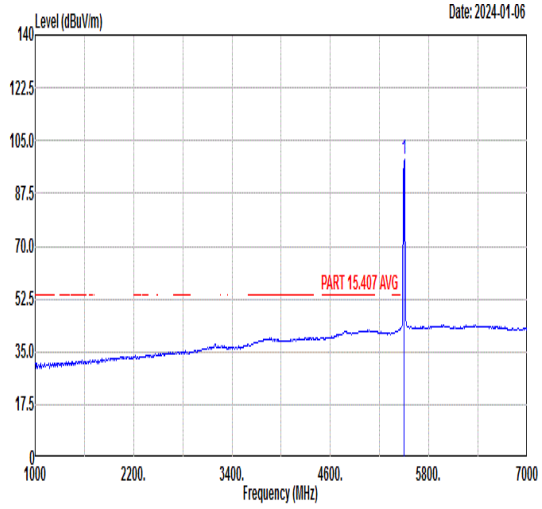 Freq Level Limit Line Margin Read Level Ant Factor Cable Loss Preamp Factor APos TPos Remark MHz dBuV/m dBuV/m dB dBuV dB/m dB dB cm deg 1 5500.00 98.64 ------ ------ 85.03 35.91 9.71 32.01 300 155 AVERAGE

Mode	78	
	Harmonic	
	U-NII-2C_5.47-5.725_802.11be EHT20_CH100_Full_5500MHz	
ANT	CDD	
Pol.	Horizontal	Vertical
Peak Avg	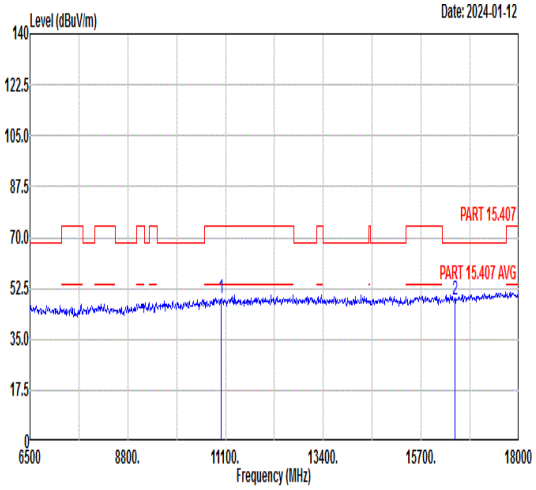 Freq Level Limit Line Margin Read Level Ant Factor Cable Loss Preamp Factor APos TPos Remark MHz dBuV/m dBuV/m dB dBuV dB/m dB dB cm deg 1 11000.00 49.24 74.00 -24.76 61.14 39.00 12.52 63.42 --- --- Peak 2 16500.00 48.37 68.30 -19.93 56.51 41.35 15.17 64.66 --- --- Peak	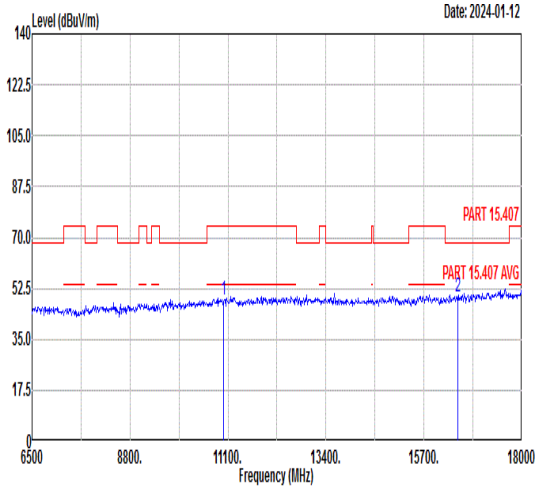 Freq Level Limit Line Margin Read Level Ant Factor Cable Loss Preamp Factor APos TPos Remark MHz dBuV/m dBuV/m dB dBuV dB/m dB dB cm deg 1 11000.00 48.64 74.00 -25.36 60.54 39.00 12.52 63.42 --- --- Peak 2 16500.00 49.84 68.30 -18.46 57.98 41.35 15.17 64.66 --- --- Peak

Mode	79	
	Harmonic	
	U-NII-2C_5.47-5.725_802.11be EHT20_CH116_Full_5580MHz	
ANT	CDD	
Pol.	Horizontal	Vertical
Peak Avg	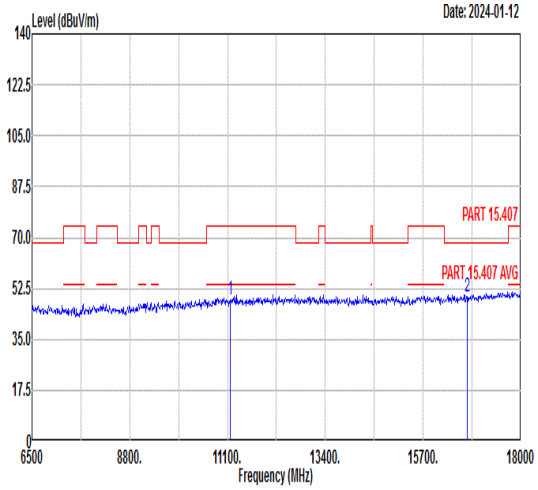 Freq Level Limit Line Margin Read Level Ant Factor Cable Loss Preamp Factor APos TPos Remark MHz dBuV/m dBuV/m dB dBuV dB/m dB dB cm deg 1 11160.00 48.56 74.00 -25.44 60.29 39.06 12.64 63.43 --- --- Peak 2 16740.00 49.86 68.30 -18.44 57.95 41.47 15.35 64.91 --- --- Peak	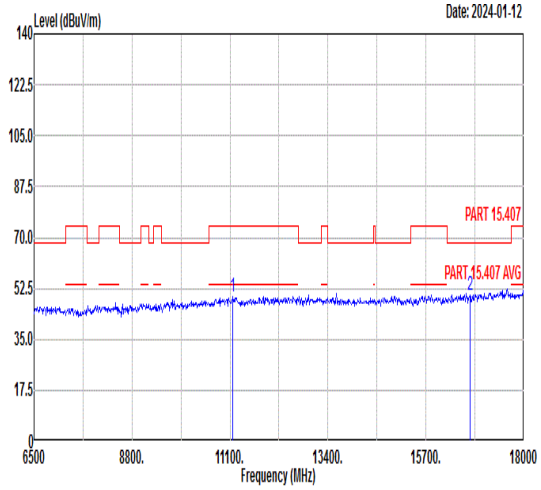 Freq Level Limit Line Margin Read Level Ant Factor Cable Loss Preamp Factor APos TPos Remark MHz dBuV/m dBuV/m dB dBuV dB/m dB dB cm deg 1 11160.00 49.70 74.00 -24.30 61.43 39.06 12.64 63.43 --- --- Peak 2 16740.00 49.93 68.30 -18.37 58.02 41.47 15.35 64.91 --- --- Peak

Mode	80	
	Band Edge	
	U-NII-2C_5.47-5.725_802.11be EHT20_CH140_Full_5700MHz	
ANT	CDD	
Pol.	Horizontal	Fundamental
Peak	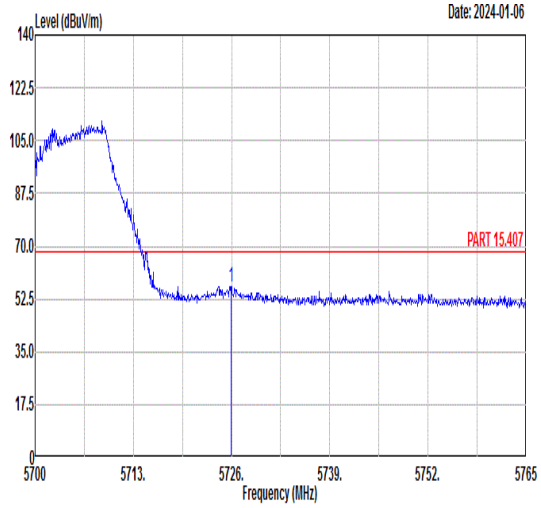 Freq Level Limit Line Margin Read Level Ant Factor Cable Loss Preamp Factor APos TPos Remark MHz dBuV/m dBuV/m dB dBuV dB/m dB dB cm deg 1 5725.94 56.58 68.30 -11.72 42.57 36.22 10.02 32.23 100 144 PEAK	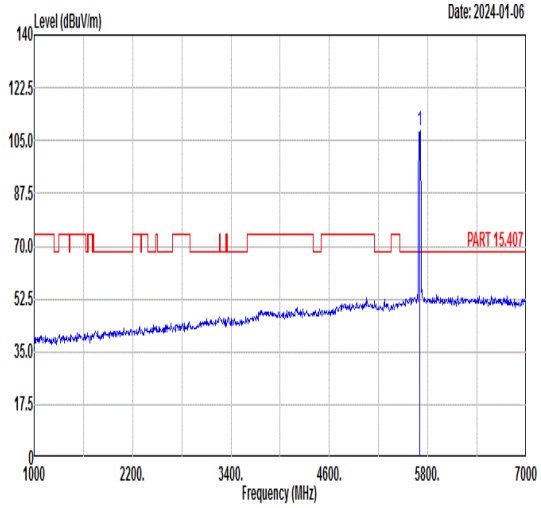 Freq Level Limit Line Margin Read Level Ant Factor Cable Loss Preamp Factor APos TPos Remark MHz dBuV/m dBuV/m dB dBuV dB/m dB dB cm deg 1 5700.00 108.06 ------ ------ 94.09 36.19 9.99 32.21 100 144 PEAK
Avg	Blank	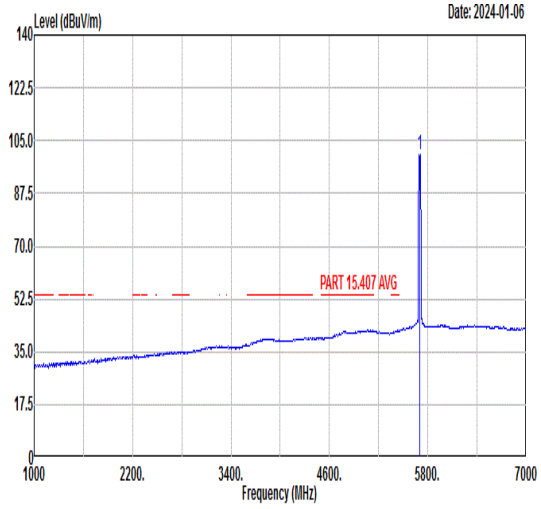 Freq Level Limit Line Margin Read Level Ant Factor Cable Loss Preamp Factor APos TPos Remark MHz dBuV/m dBuV/m dB dBuV dB/m dB dB cm deg 1 5700.00 100.59 ------ ------ 86.62 36.19 9.99 32.21 100 144 AVERAGE

Mode	80	
	Band Edge	
	U-NII-2C_5.47-5.725_802.11be EHT20_CH140_Full_5700MHz	
ANT	CDD	
Pol.	Vertical	Fundamental
Peak	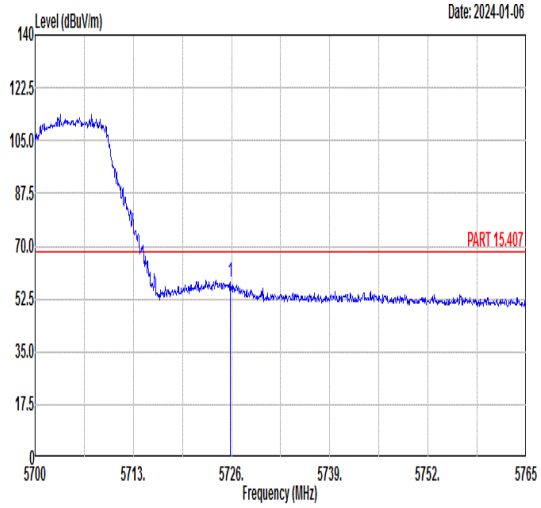 Freq Level Limit Line Margin Read Level Ant Factor Cable Loss Preamp Factor APos TPos Remark MHz dBuV/m dBuV/m dB dBuV dB/m dB dB cm deg 1 5725.81 58.13 68.30 -10.17 44.12 36.22 10.02 32.23 375 176 PEAK	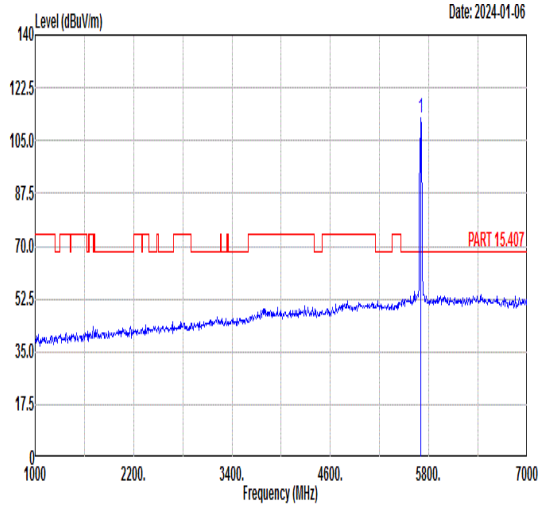 Freq Level Limit Line Margin Read Level Ant Factor Cable Loss Preamp Factor APos TPos Remark MHz dBuV/m dBuV/m dB dBuV dB/m dB dB cm deg 1 5700.00 112.57 ------ ------ 98.61 36.19 9.97 32.20 375 176 PEAK
Avg	Blank	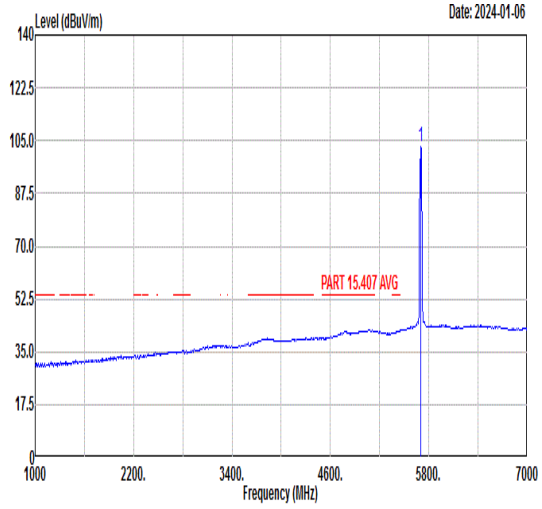 Freq Level Limit Line Margin Read Level Ant Factor Cable Loss Preamp Factor APos TPos Remark MHz dBuV/m dBuV/m dB dBuV dB/m dB dB cm deg 1 5700.00 103.02 ------ ------ 89.06 36.19 9.97 32.20 375 176 AVERAGE

Mode	80	
	Harmonic	
	U-NII-2C_5.47-5.725_802.11be EHT20_CH140_Full_5700MHz	
ANT	CDD	
Pol.	Horizontal	Vertical
Peak Avg	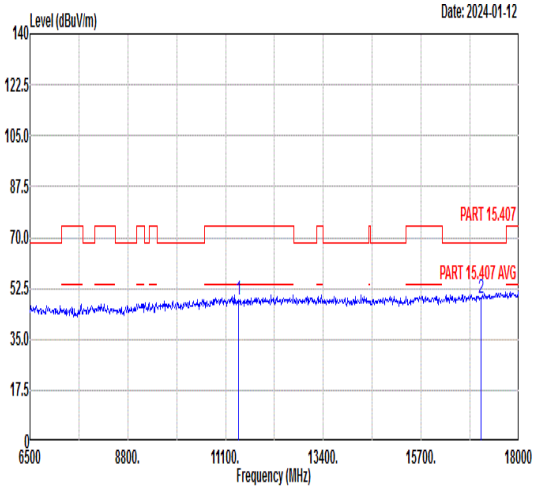 Freq Level Limit Line Margin Read Level Ant Factor Cable Loss Preamp Factor APos TPos Remark MHz dBuV/m dBuV/m dB dBuV dB/m dB dB cm deg 1 11400.00 48.48 74.00 -25.52 59.95 39.16 12.81 63.44 --- --- Peak 2 17100.00 49.33 68.30 -18.97 57.23 41.71 15.62 65.23 --- --- Peak	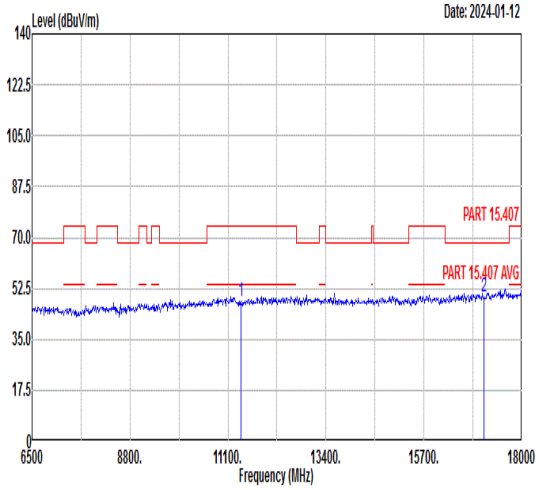 Freq Level Limit Line Margin Read Level Ant Factor Cable Loss Preamp Factor APos TPos Remark MHz dBuV/m dBuV/m dB dBuV dB/m dB dB cm deg 1 11400.00 47.81 74.00 -26.19 59.28 39.16 12.81 63.44 --- --- Peak 2 17100.00 49.83 68.30 -18.47 57.73 41.71 15.62 65.23 --- --- Peak

Mode	81	
	Band Edge - L	
	U-NII-1_5.15-5.25_802.11be EHT40_CH38_Full_5190MHz	
ANT	CDD	
Pol.	Horizontal	Fundamental
Peak	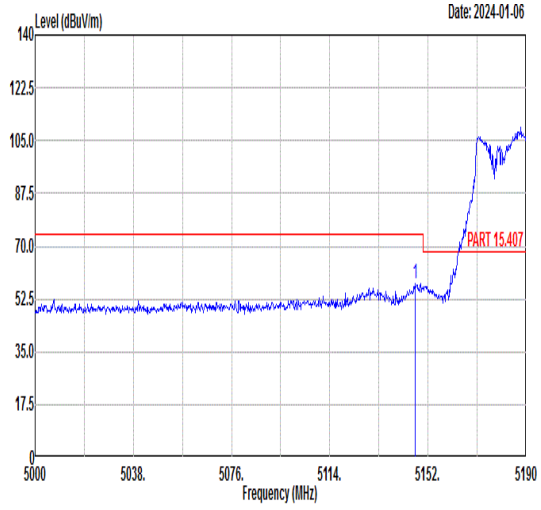 Freq Level Limit Line Margin Read Level Ant Factor Cable Loss Preamp Factor APos TPos Remark MHz dBuV/m dBuV/m dB dBuV dB/m dB dB cm deg 1 5147.06 57.70 74.00 -16.30 45.55 36.11 8.53 32.49 107 98 PEAK	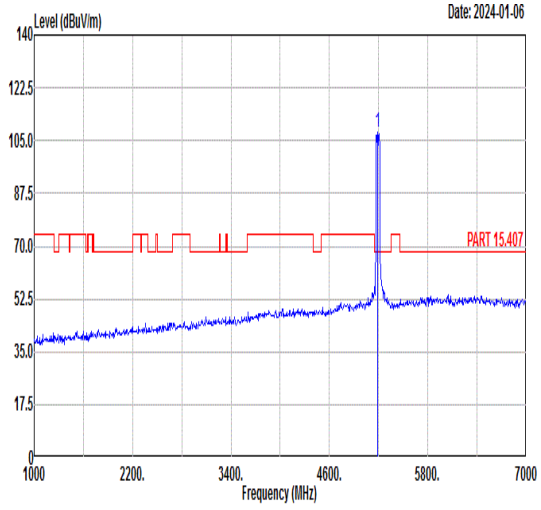 Freq Level Limit Line Margin Read Level Ant Factor Cable Loss Preamp Factor APos TPos Remark MHz dBuV/m dBuV/m dB dBuV dB/m dB dB cm deg 1 5190.00 107.73 ------ ------ 95.47 36.09 8.61 32.44 107 98 PEAK
Avg	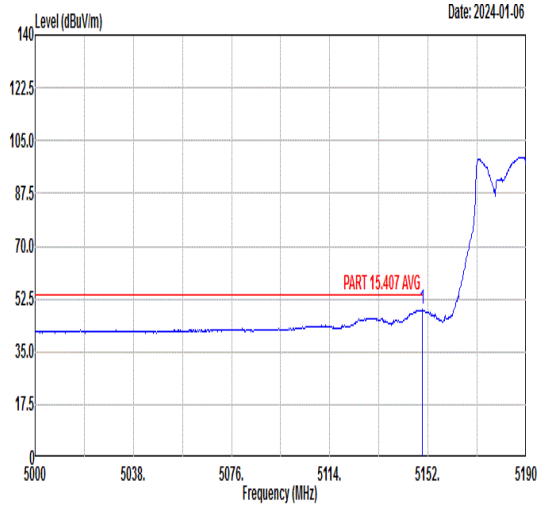 Freq Level Limit Line Margin Read Level Ant Factor Cable Loss Preamp Factor APos TPos Remark MHz dBuV/m dBuV/m dB dBuV dB/m dB dB cm deg 1 5149.91 48.89 54.00 -5.11 36.73 36.11 8.54 32.49 107 98 AVERAGE	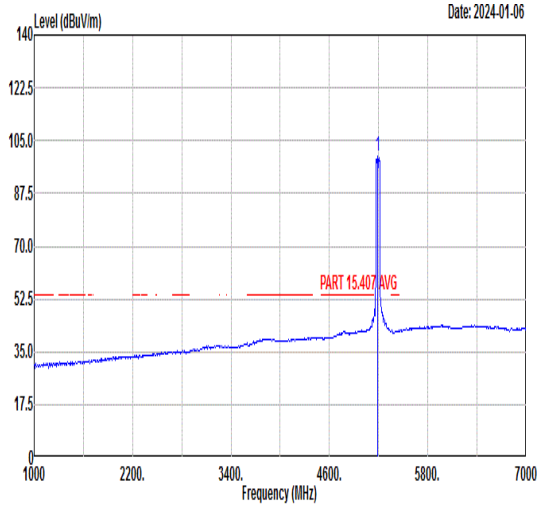 Freq Level Limit Line Margin Read Level Ant Factor Cable Loss Preamp Factor APos TPos Remark MHz dBuV/m dBuV/m dB dBuV dB/m dB dB cm deg 1 5190.00 99.63 ------ ------ 87.37 36.09 8.61 32.44 107 98 AVERAGE

Mode	81	
	Band Edge - R	
	U-NII-1_5.15-5.25_802.11be EHT40_CH38_Full_5190MHz	
ANT	CDD	
Pol.	Horizontal	Fundamental
Peak	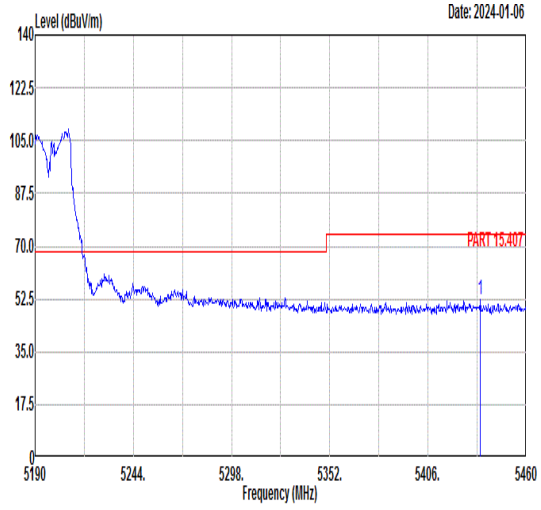 Freq Level Limit Line Margin Read Level Ant Factor Cable Loss Preamp Factor APos TPos Remark MHz dBuV/m dBuV/m dB dBuV dB/m dB dB cm deg 1 5434.89 52.44 74.00 -21.56 38.92 35.94 9.67 32.09 107 98 PEAK	Blank
Avg	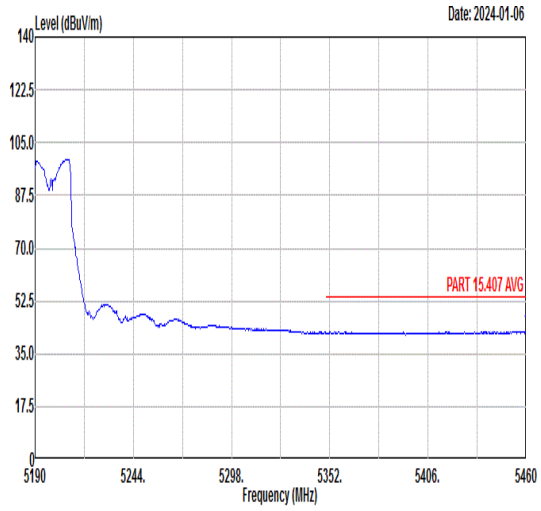 Freq Level Limit Line Margin Read Level Ant Factor Cable Loss Preamp Factor APos TPos Remark MHz dBuV/m dBuV/m dB dBuV dB/m dB dB cm deg 1 5460.00 42.41 54.00 -11.59 28.86 35.92 9.69 32.06 107 98 AVERAGE	Blank